

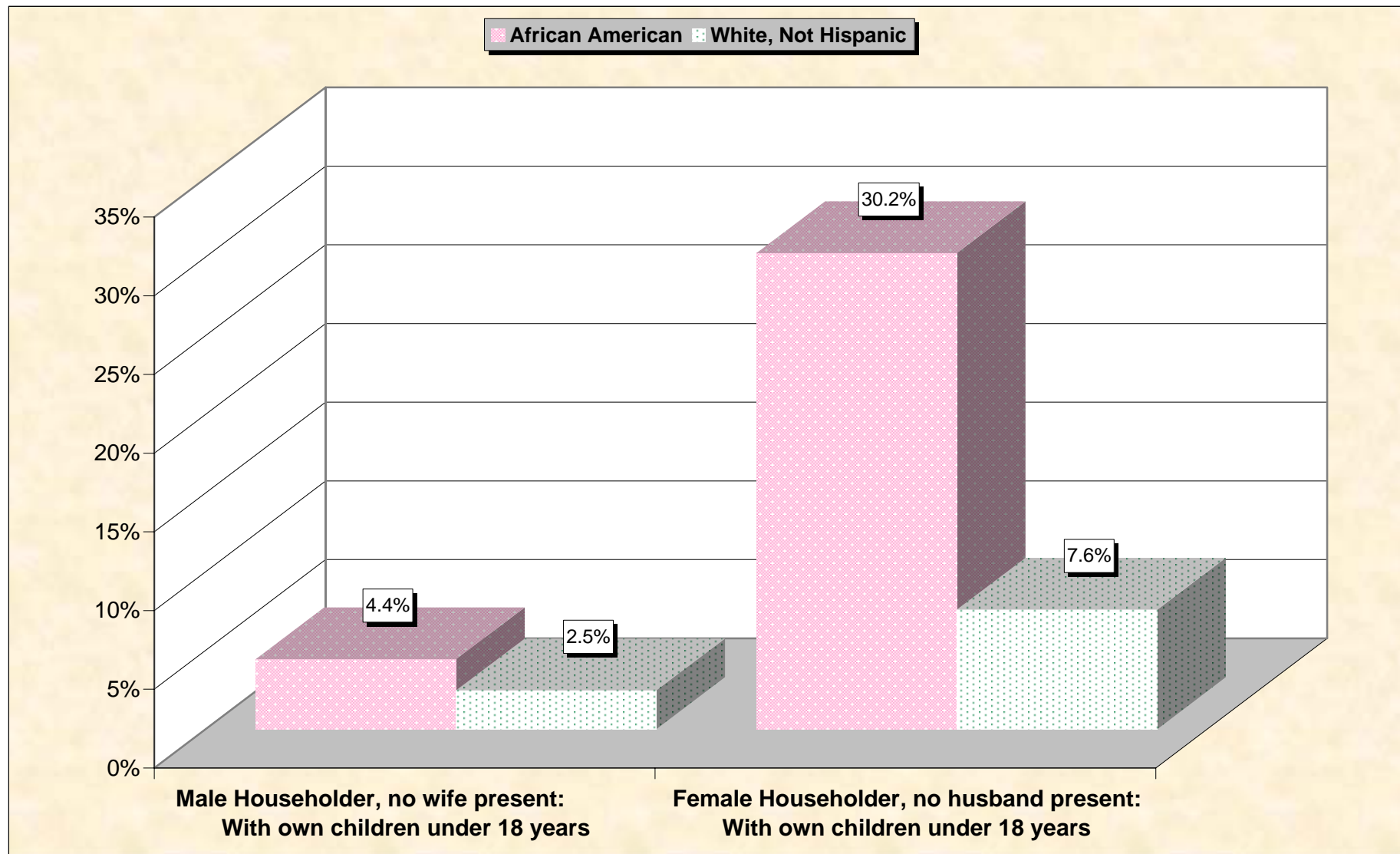
Selected Socio-Economic Data

Richmond--Petersburg, VA MSA; Virginia

African American and White, Not Hispanic

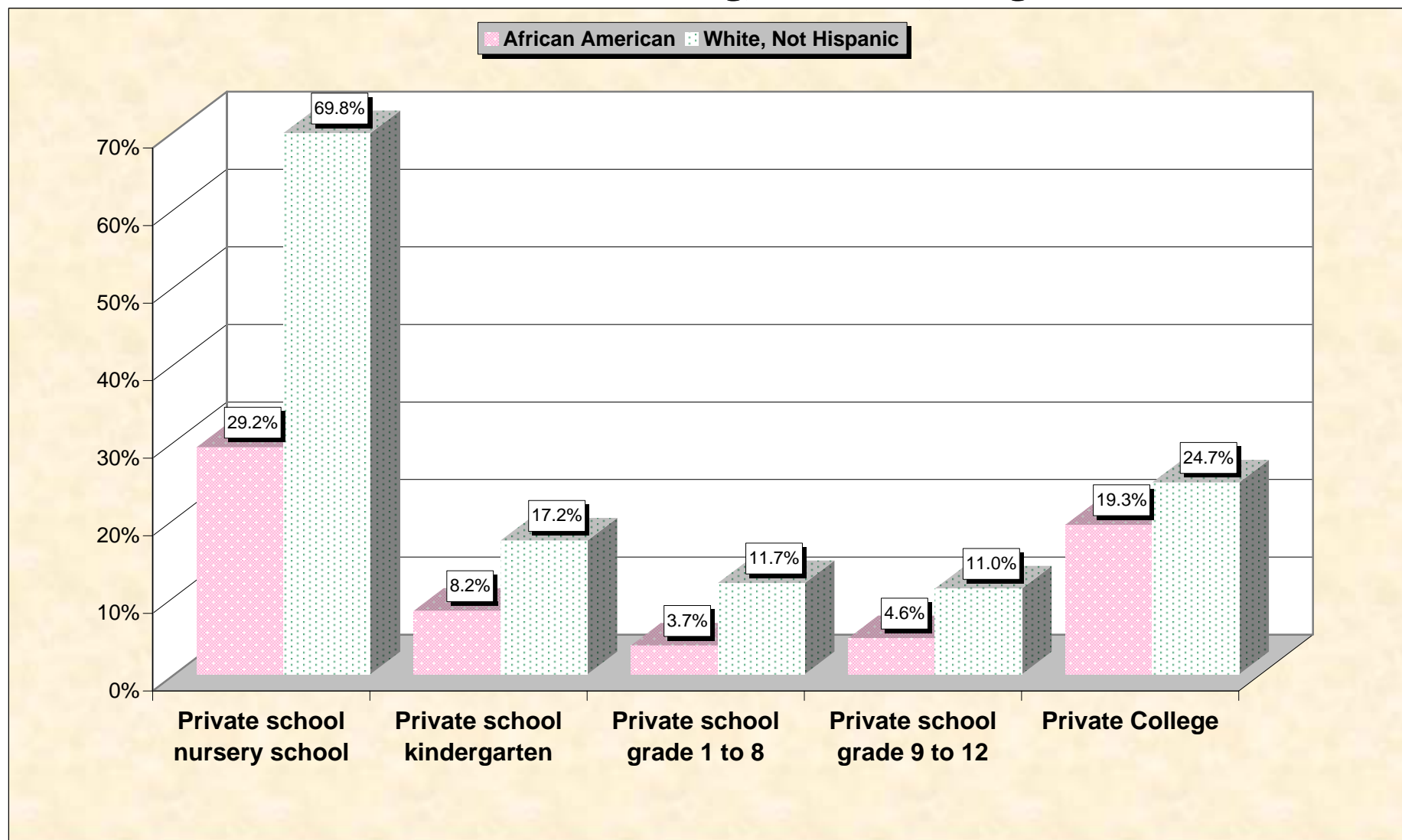
Data Set: Census 2000 Summary File 3 (SF 3) - Sample Data

**Chart 1 -- Single-Parent Family Households (Householder 15 to 64 years)
Richmond--Petersburg, VA MSA; Virginia**



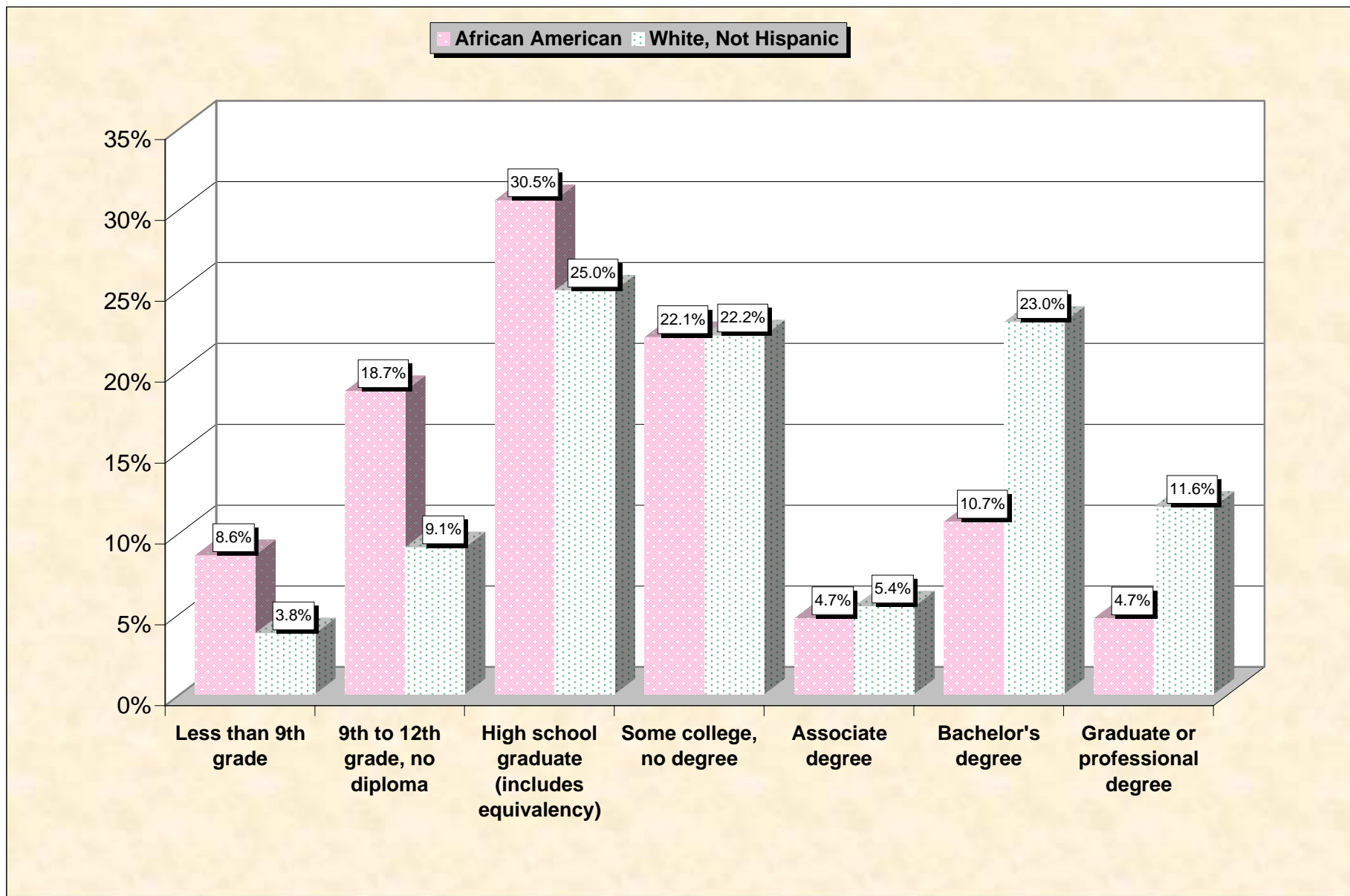
Source: Data Set: Census 2000 Summary File 3 (SF 3) - Sample Data - P146B. HOUSEHOLDS BY AGE OF HOUSEHOLDER BY HOUSEHOLD TYPE (INCLUDING LIVING ALONE) BY PRESENCE OF OWN CHILDREN UNDER 18 YEARS (BLACK OR AFRICAN AMERICAN ALONE HOUSEHOLDER) [31] - Universe: Households with a householder who is Black or African American alone; P146I. HOUSEHOLDS BY AGE OF HOUSEHOLDER BY HOUSEHOLD TYPE (INCLUDING LIVING ALONE) BY PRESENCE OF OWN CHILDREN UNDER 18 YEARS (WHITE ALONE, NOT HISPANIC OR LATINO HOUSEHOLDER) [31] - Universe: Households with a householder who is White alone, not Hispanic or Latino.

Chart 2 -- Private School Enrollment (3 years and over) **Richmond--Petersburg, VA MSA; Virginia**



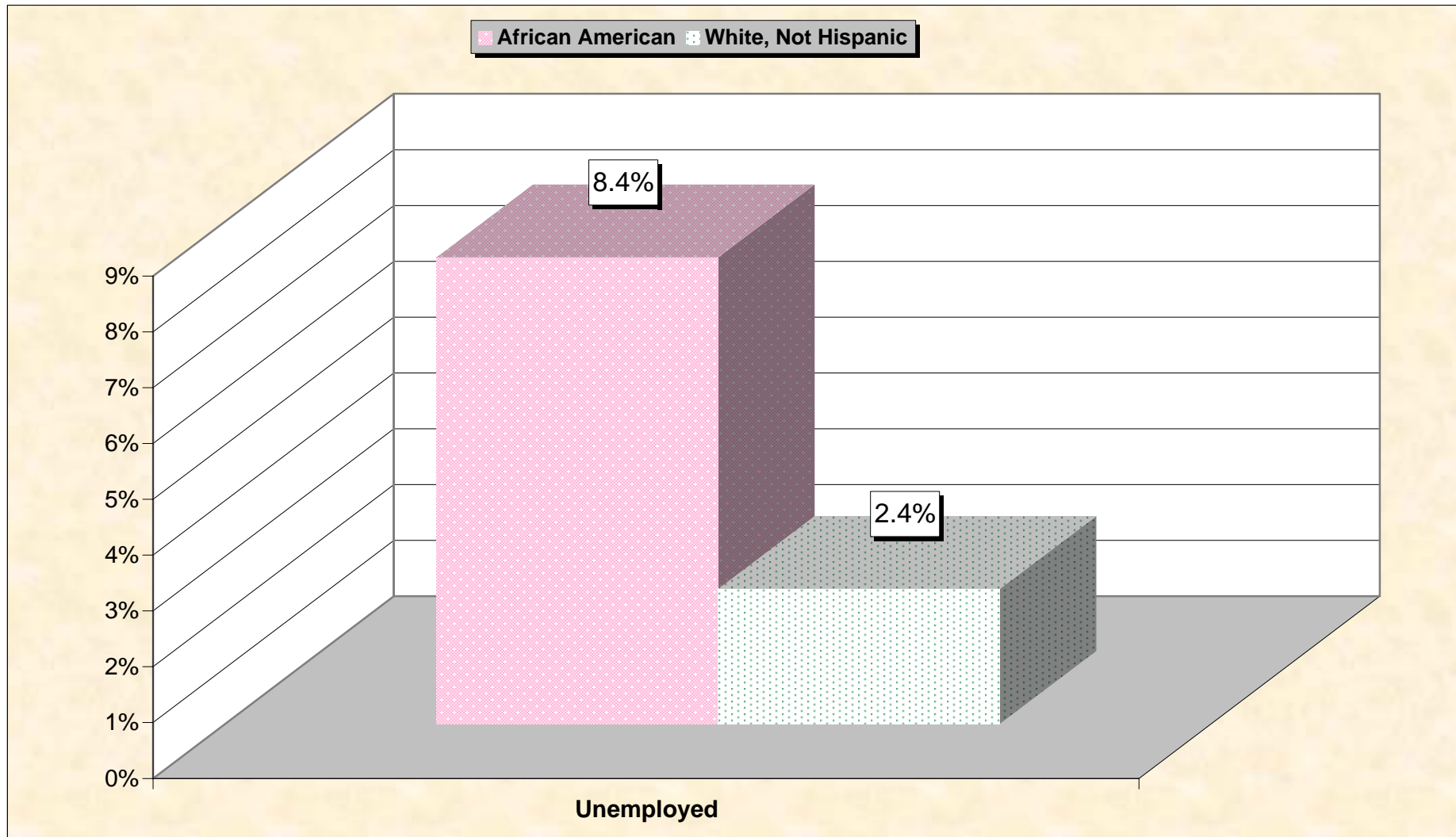
Source: Data Set: Census 2000 Summary File 3 (SF 3) - Sample Data -- P147B. SCHOOL ENROLLMENT BY LEVEL OF SCHOOL BY TYPE OF SCHOOL FOR THE POPULATION 3 YEARS AND OVER (BLACK OR AFRICAN AMERICAN ALONE) [17] - Universe: Black or African American alone 3 years and over; P147I. SCHOOL ENROLLMENT BY LEVEL OF SCHOOL BY TYPE OF SCHOOL FOR THE POPULATION 3 YEARS AND OVER (WHITE ALONE, NOT HISPANIC OR LATINO) [17] - Universe: White alone, not Hispanic or Latino population 3 years and over.

Chart 3 -- Educational Attainment (25 years and over) **Richmond--Petersburg, VA MSA; Virginia**



Source: Data Set: Census 2000 Summary File 3 (SF 3) - Sample Data -- P148B. SEX BY EDUCATIONAL ATTAINMENT FOR THE POPULATION 25 YEARS AND OVER (BLACK OR AFRICAN AMERICAN ALONE) [17] - Universe: Black or African American alone 25 years and over; P148I. SEX BY EDUCATIONAL ATTAINMENT FOR THE POPULATION 25 YEARS AND OVER (WHITE ALONE, NOT HISPANIC OR LATINO) [17] - Universe: White alone, not Hispanic or Latino population 25 years and over.

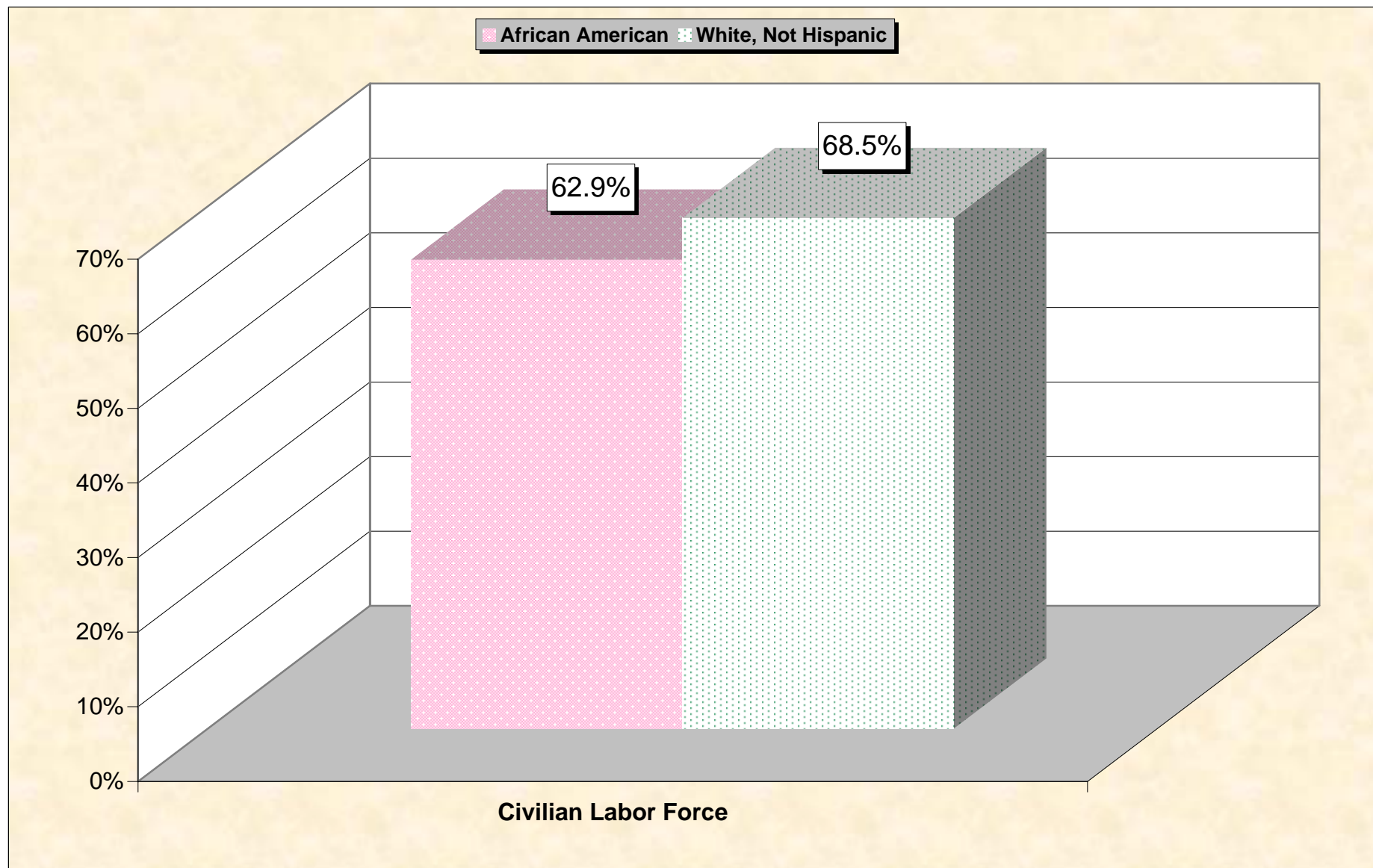
Chart 4 -- Unemployment Rate (Civilian Labor Force)
Richmond--Petersburg, VA MSA; Virginia



Note: Unemployment rate is defined as a percentage of the civilian labor force.

Source: Data Set: Census 2000 Summary File 3 (SF 3) - Sample Data -- P150B. SEX BY EMPLOYMENT STATUS FOR THE POPULATION 16 YEARS AND OVER (BLACK OR AFRICAN AMERICAN ALONE) [15] - Universe: Black or African American alone 16 years and over; P150I. SEX BY EMPLOYMENT STATUS FOR THE POPULATION 16 YEARS AND OVER (WHITE ALONE, NOT HISPANIC OR LATINO) [15] - Universe: White alone, not Hispanic or Latino population 16 years and over

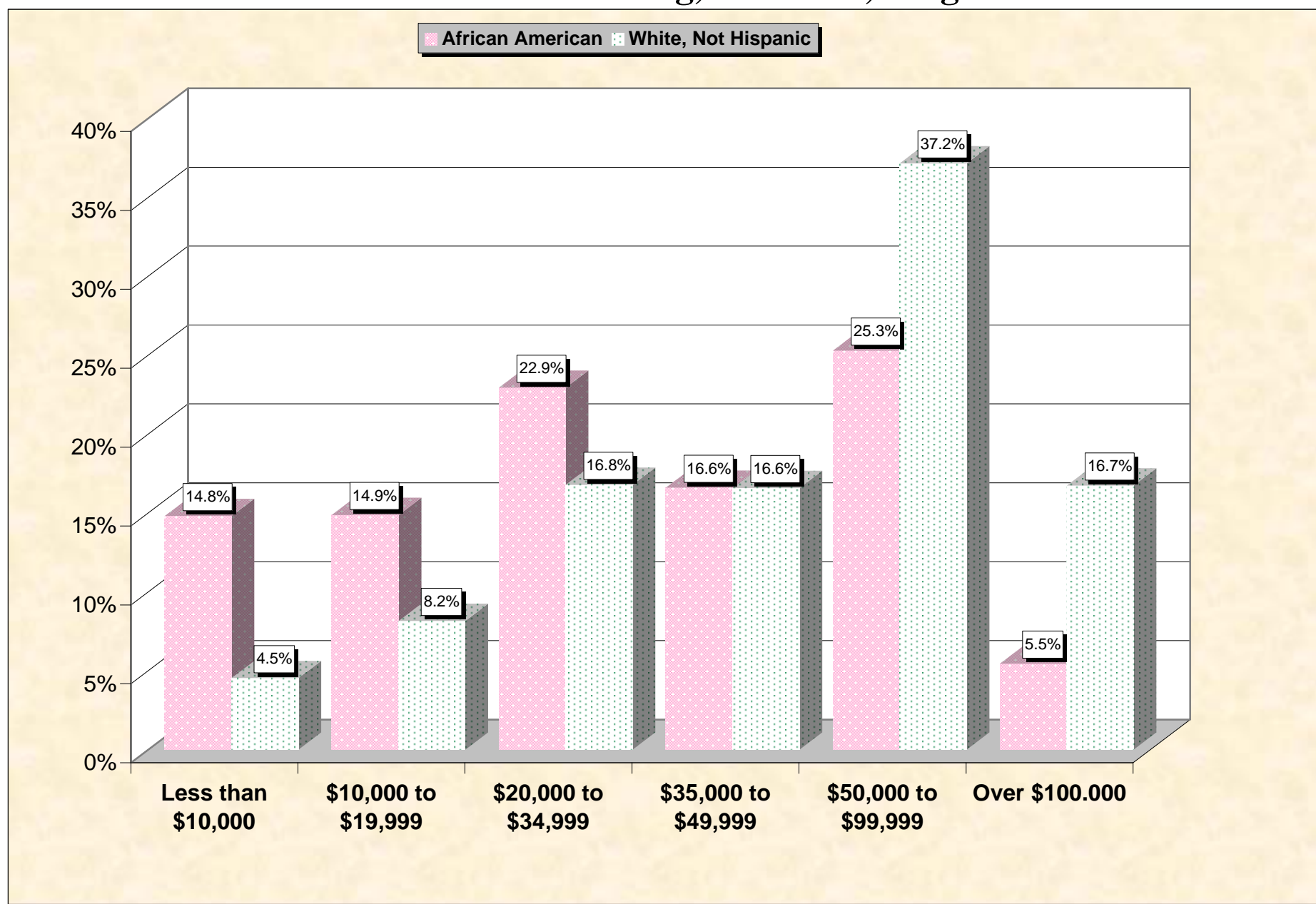
Chart 5 -- Labor Force Participation (Civilian Labor Force)
Richmond--Petersburg, VA MSA; Virginia



Note: Labor force participation rate is defined as a percentage of the civilian population over 16.

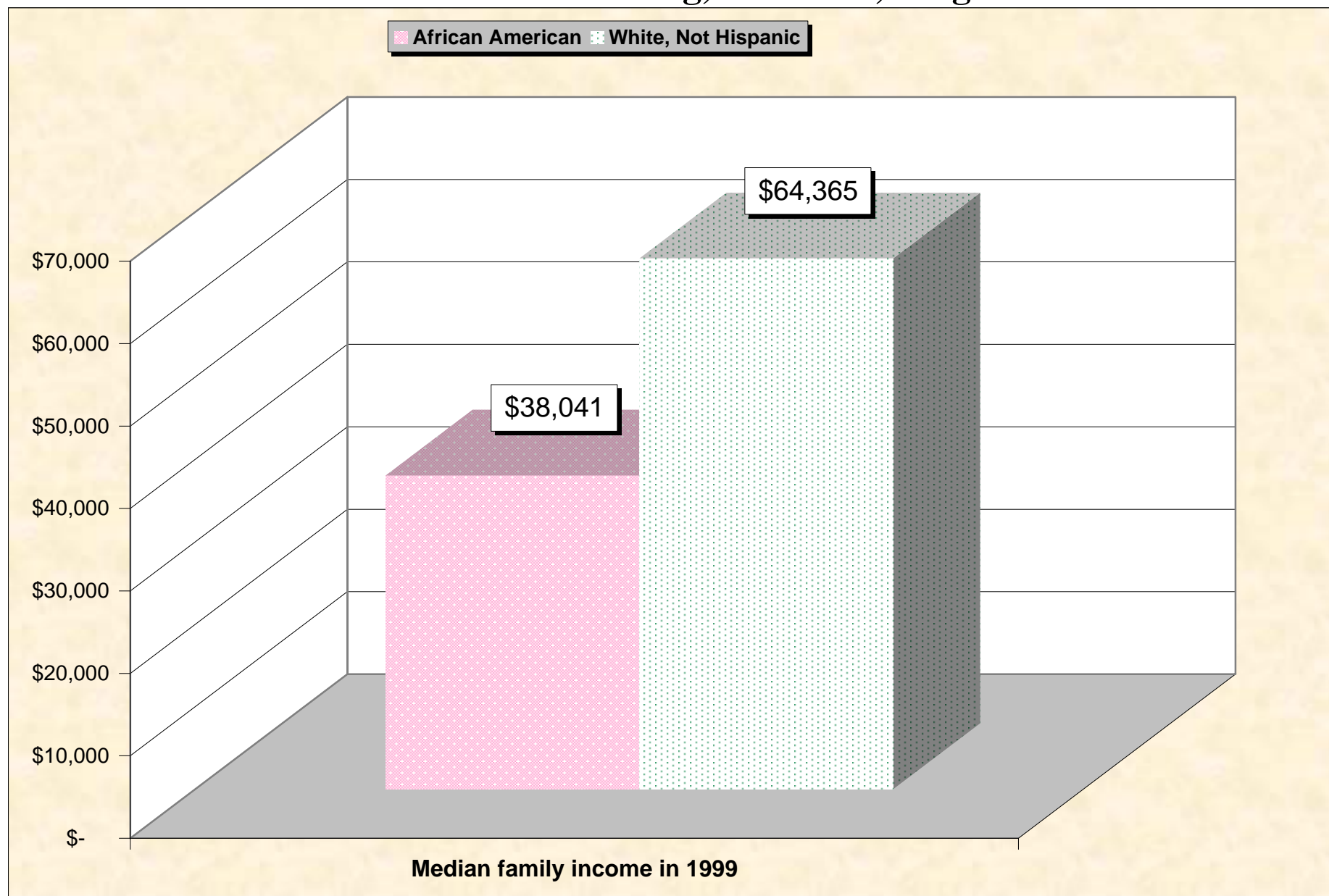
Source: Data Set: Census 2000 Summary File 3 (SF 3) - Sample Data -- P150B. SEX BY EMPLOYMENT STATUS FOR THE POPULATION 16 YEARS AND OVER (BLACK OR AFRICAN AMERICAN ALONE) [15] - Universe: Black or African American alone 16 years and over; P150I. SEX BY EMPLOYMENT STATUS FOR THE POPULATION 16 YEARS AND OVER (WHITE ALONE, NOT HISPANIC OR LATINO) [15] - Universe: White alone, not Hispanic or Latino population 16 years and over

Chart 6 -- Household Income in 1999 **Richmond--Petersburg, VA MSA; Virginia**



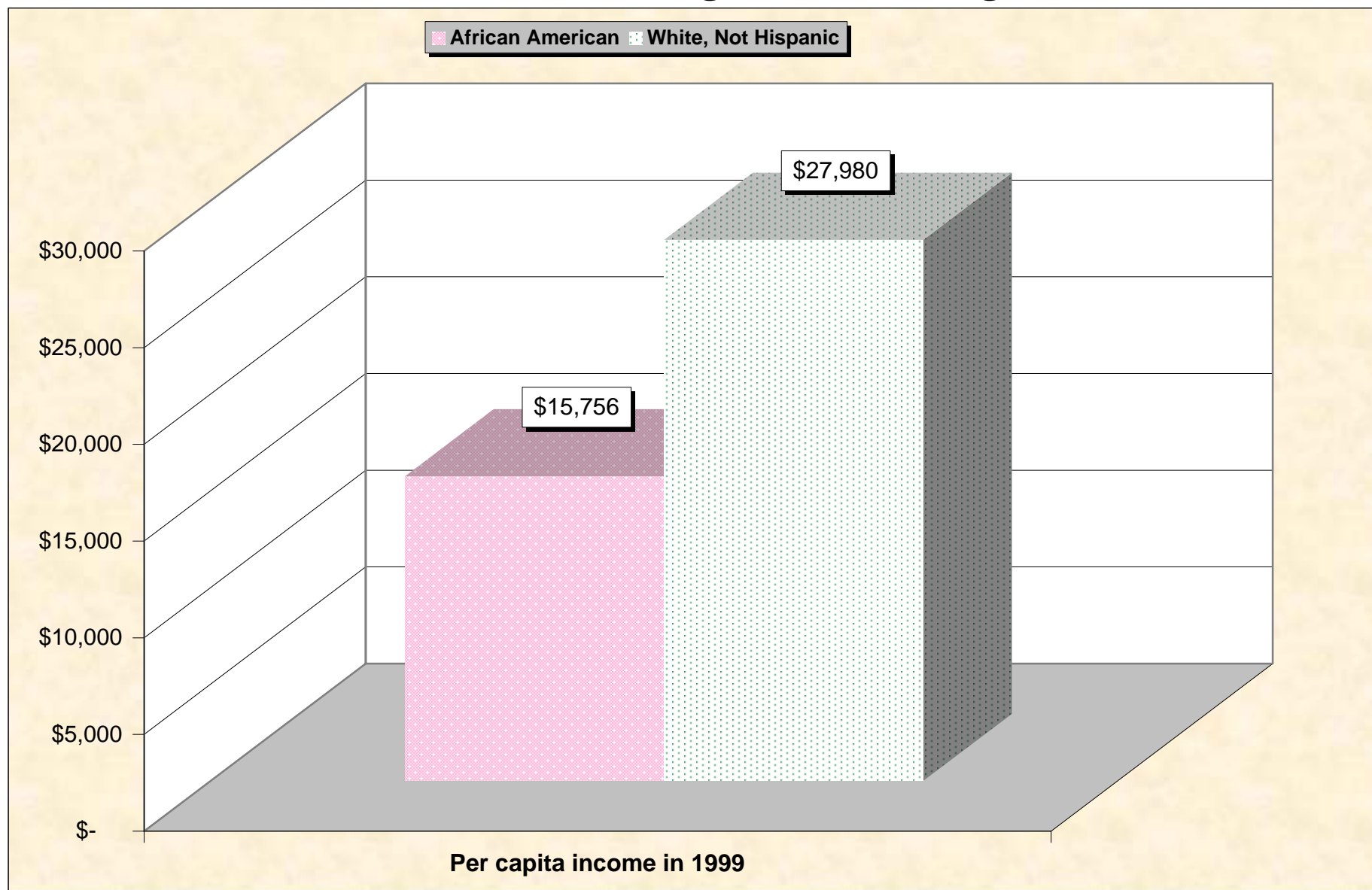
Source: Data Set: Census 2000 Summary File 3 (SF 3) - Sample Data -- P151B. HOUSEHOLD INCOME IN 1999 (BLACK OR AFRICAN AMERICAN ALONE HOUSEHOLDER) [17] - Universe: Households with a householder who is Black or African American alone; P151I. HOUSEHOLD INCOME IN 1999 (WHITE ALONE, NOT HISPANIC OR LATINO HOUSEHOLDER) [17] - Universe: Households with a householder who is White alone, not Hispanic or Latino

Chart 7 -- Median Family Income In 1999
Richmond--Petersburg, VA MSA; Virginia



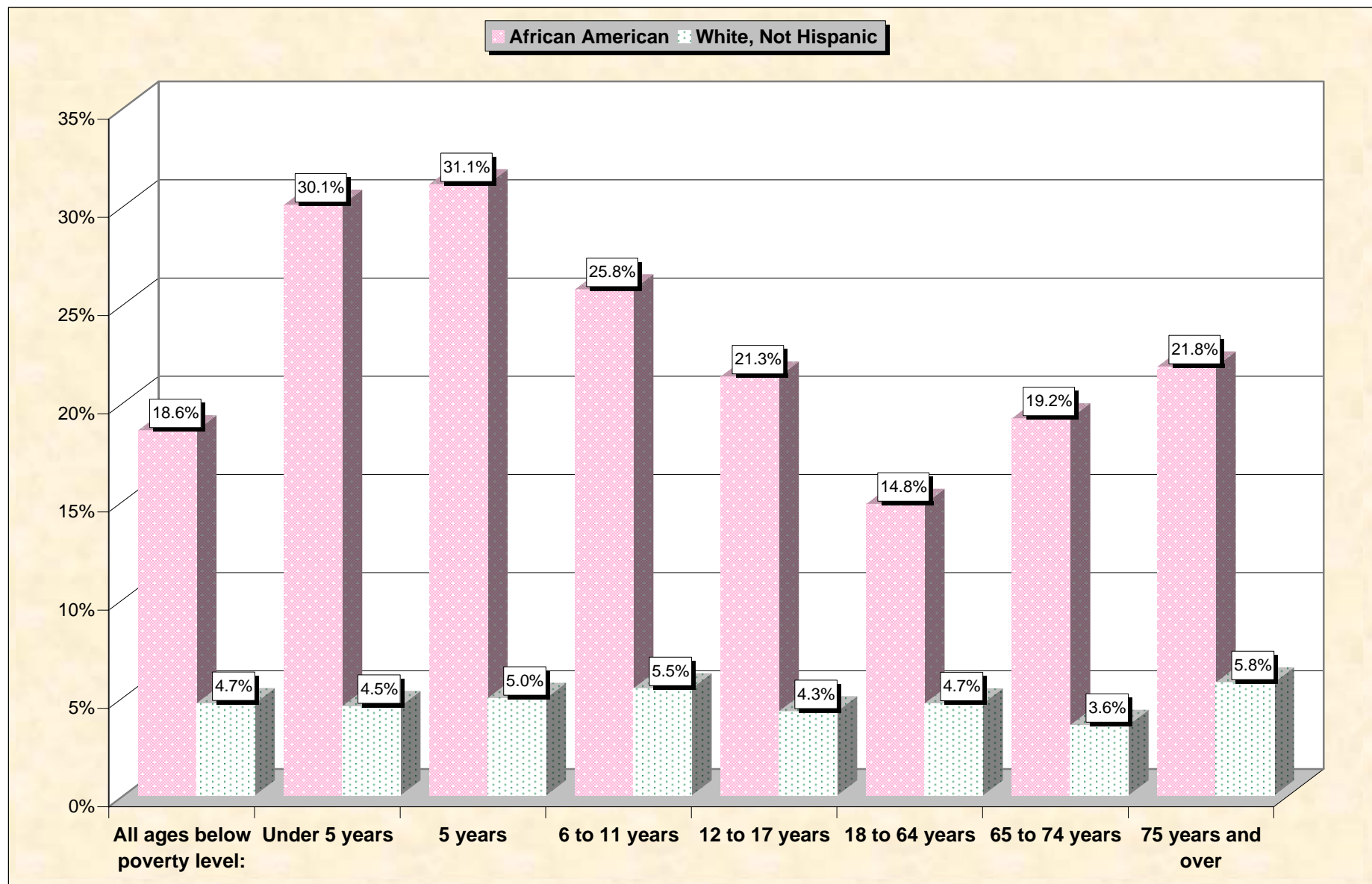
Source: Data Set: Census 2000 Summary File 3 (SF 3) - Sample Data -- P155B. MEDIAN FAMILY INCOME IN 1999 (DOLLARS) (BLACK OR AFRICAN AMERICAN ALONE HOUSEHOLDER)
[1] - Universe: Families with a householder who is Black or African American alone ; P155I. MEDIAN FAMILY INCOME IN 1999 (DOLLARS) (WHITE ALONE, NOT HISPANIC OR LATINO HOUSEHOLDER) [1] - Universe: Families with a householder who is White alone, not Hispanic or Latino

Chart 8 -- Per Capita Income In 1999
Richmond--Petersburg, VA MSA; Virginia



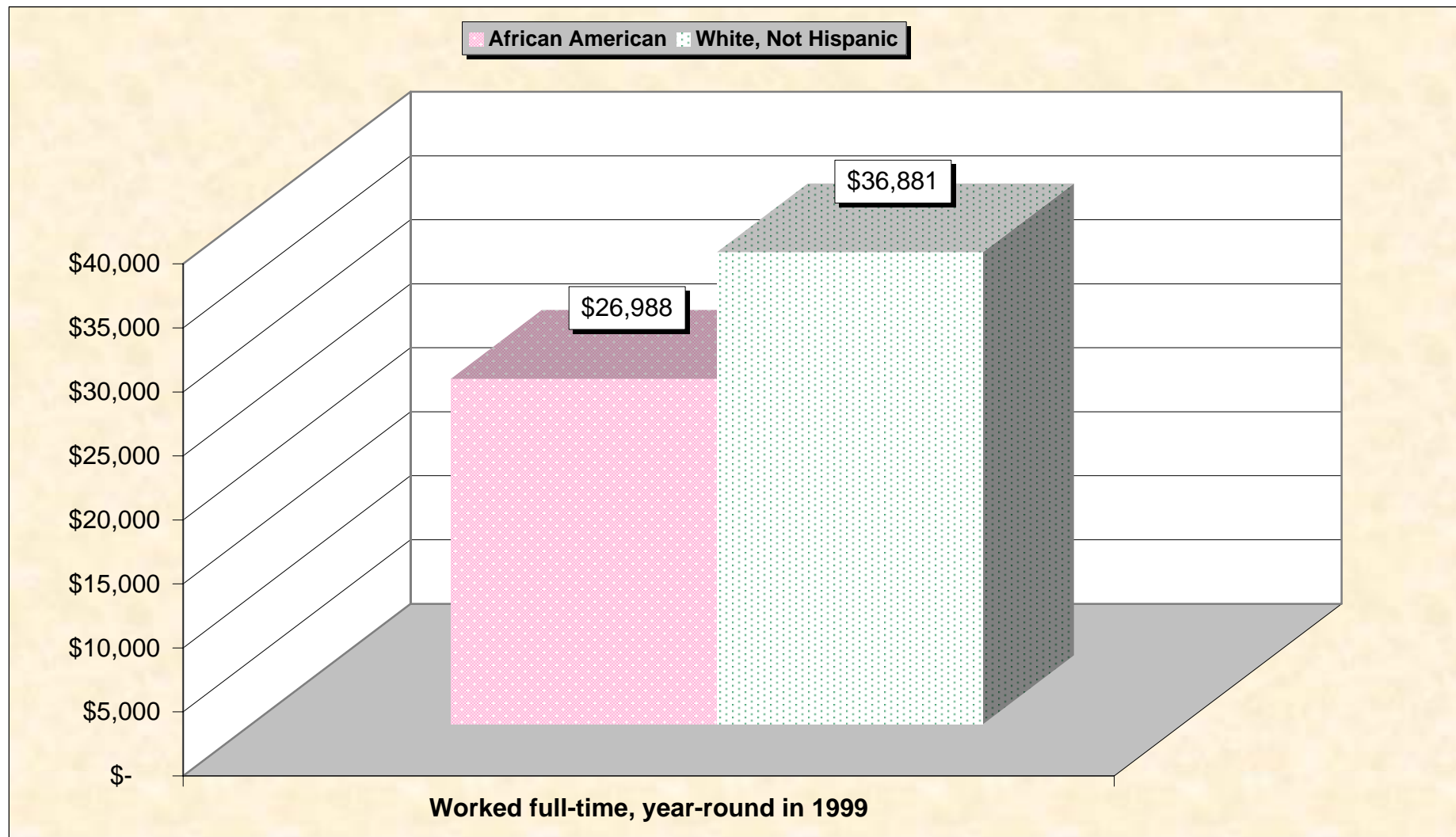
Source: Data Set: Census 2000 Summary File 3 (SF 3) - Sample Data -- P157B. PER CAPITA INCOME IN 1999 (DOLLARS) (BLACK OR AFRICAN AMERICAN ALONE) [1] - Universe: Black or African American alone; P157I. PER CAPITA INCOME IN 1999 (DOLLARS) (WHITE ALONE, NOT HISPANIC OR LATINO) [1] - Universe: White alone, not Hispanic or Latino population

Chart 9 -- Income in 1999 Below Poverty Level by Age **Richmond--Petersburg, VA MSA; Virginia**



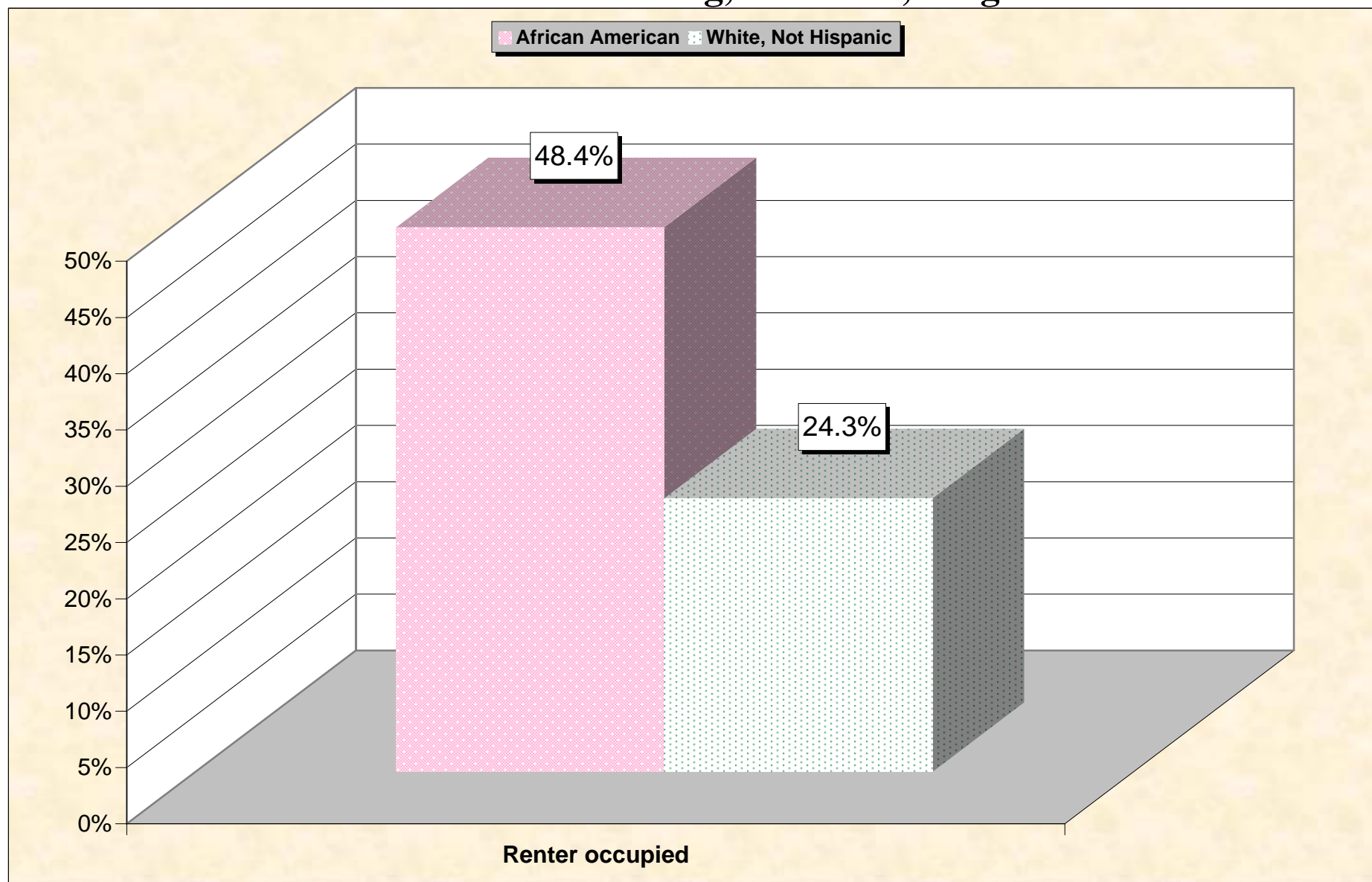
Source: Data Set: Census 2000 Summary File 3 (SF 3) - Sample Data -- P159B. POVERTY STATUS IN 1999 BY AGE (BLACK OR AFRICAN AMERICAN ALONE) [17] - Universe: Black or African American alone for whom poverty status is determined;P159I. POVERTY STATUS IN 1999 BY AGE (WHITE ALONE, NOT HISPANIC OR LATINO) [17] - Universe: White alone, not Hispanic or Latino population for whom poverty status is determined.

Chart 10 -- Median Earnings in 1999
Richmond--Petersburg, VA MSA; Virginia



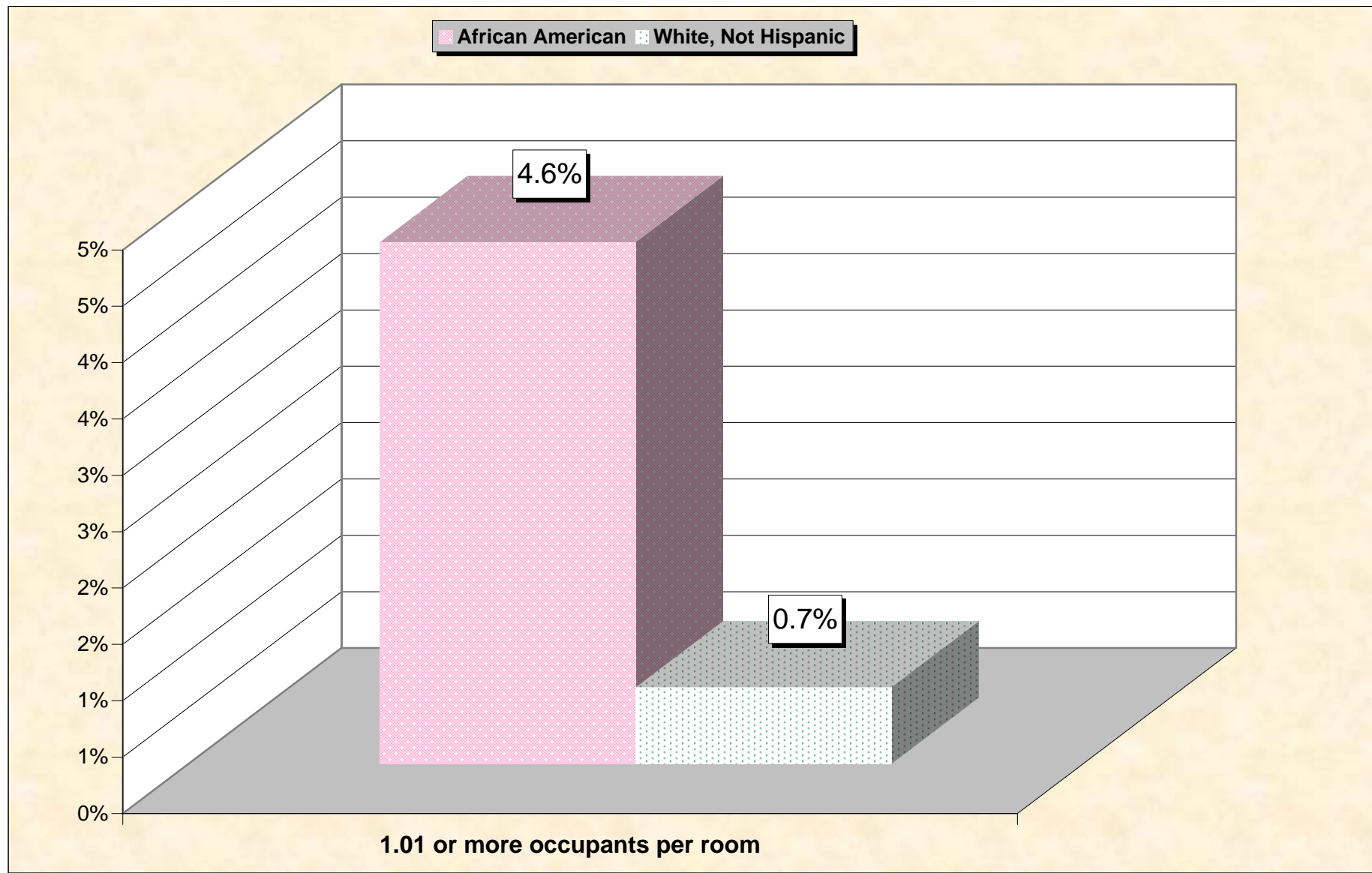
Source: Data Set: Census 2000 Summary File 3 (SF 3) - Sample Data -- PCT74B. MEDIAN EARNINGS IN 1999 (DOLLARS) BY WORK EXPERIENCE IN 1999 BY SEX FOR THE POPULATION 16 YEARS AND OVER WITH EARNINGS (BLACK OR AFRICAN AMERICAN ALONE) [6] - Universe: Black or African American alone 16 years and over with earnings in 1999; PCT74I. MEDIAN EARNINGS IN 1999 (DOLLARS) BY WORK EXPERIENCE IN 1999 BY SEX FOR THE POPULATION 16 YEARS AND OVER WITH EARNINGS (WHITE ALONE, NOT HISPANIC OR LATINO) [6] - Universe: White alone, not Hispanic or Latino population 16 years and over with earnings in 1999

**Chart 11 -- Renter-Occupied Housing
Richmond--Petersburg, VA MSA; Virginia**



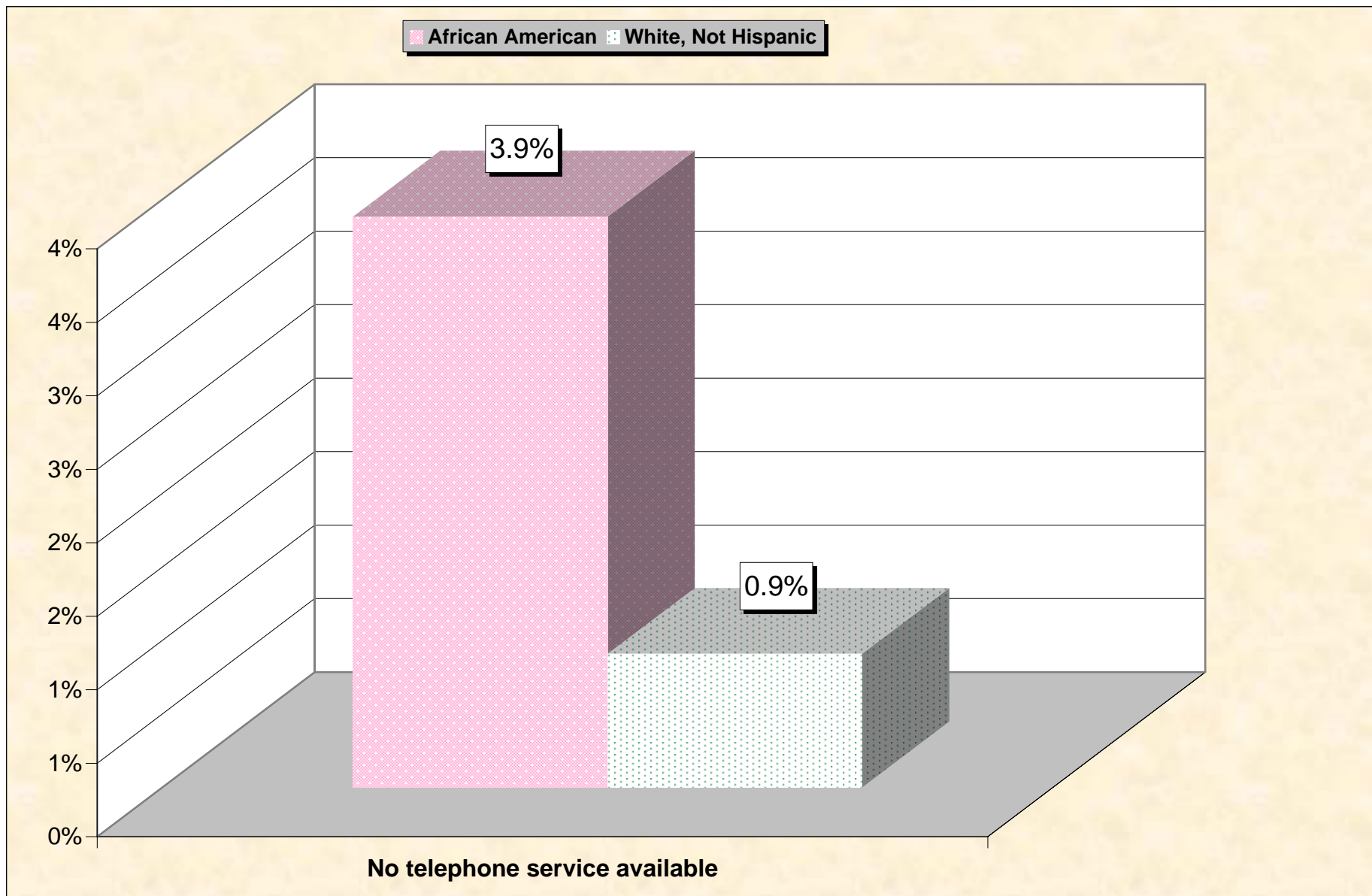
Source: Data Set: Census 2000 Summary File 3 (SF 3) - Sample Data -- H11. TENURE BY RACE OF HOUSEHOLDER [17] - Universe: Occupied housing units; H13. TENURE (WHITE ALONE, NOT HISPANIC OR LATINO HOUSEHOLDER) [3] - Universe: Occupied housing units with a householder who is White alone, not Hispanic or Latino.

**Chart 12 -- Occupants Per Room (Crowding) by Household
Richmond--Petersburg, VA MSA; Virginia**



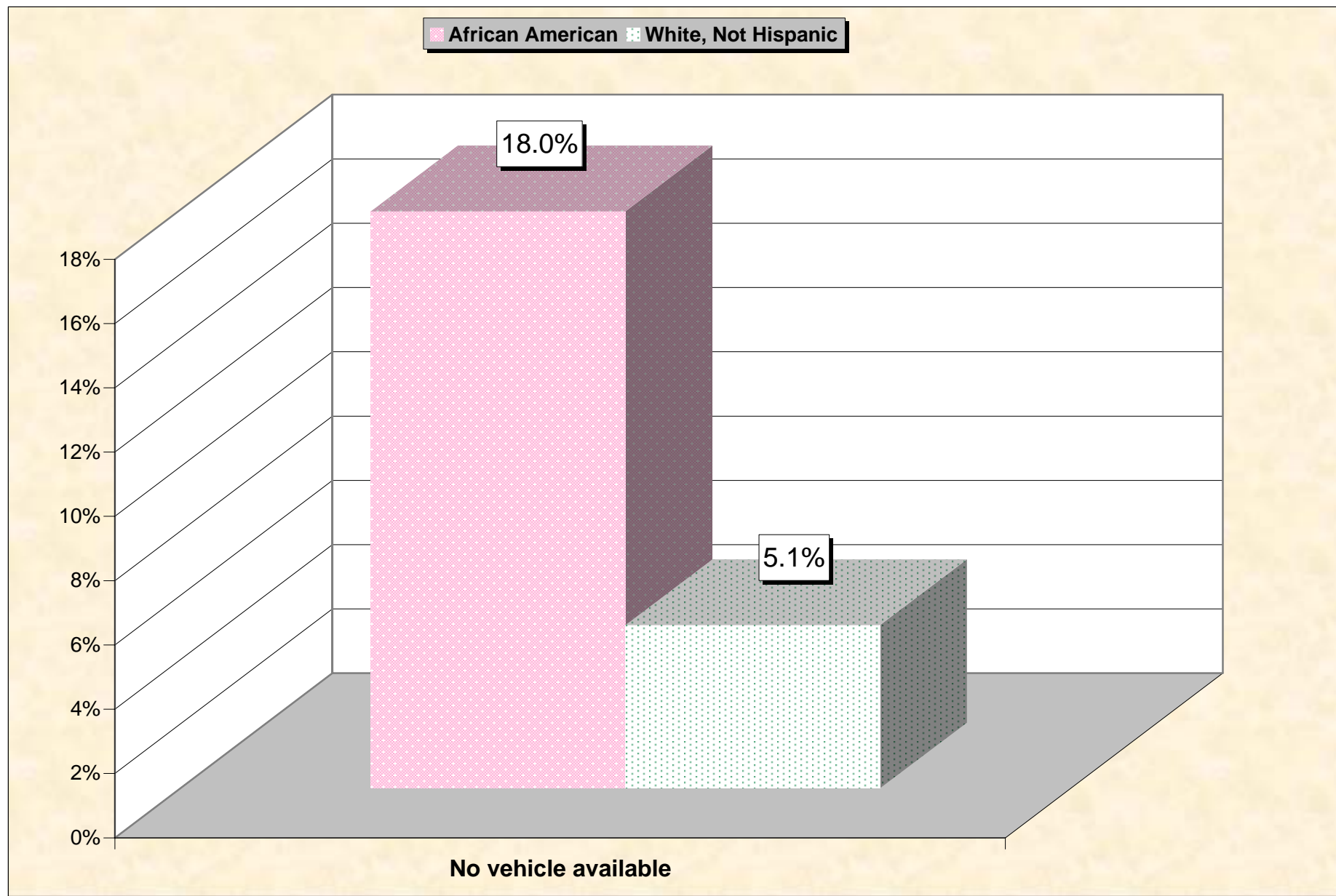
Source: Data Set: Census 2000 Summary File 3 (SF 3) - Sample Data -- HCT29B. OCCUPANTS PER ROOM (BLACK OR AFRICAN AMERICAN ALONE HOUSEHOLDER) [3] - Universe: Occupied housing units with a householder who is Black or African American alone; HCT29I. OCCUPANTS PER ROOM (WHITE ALONE, NOT HISPANIC OR LATINO HOUSEHOLDER) [3] - Universe: Occupied housing units with a householder who is White alone, not Hispanic or Latino

**Chart 13 -- Lack of Telephone Service by Household
Richmond--Petersburg, VA MSA; Virginia**



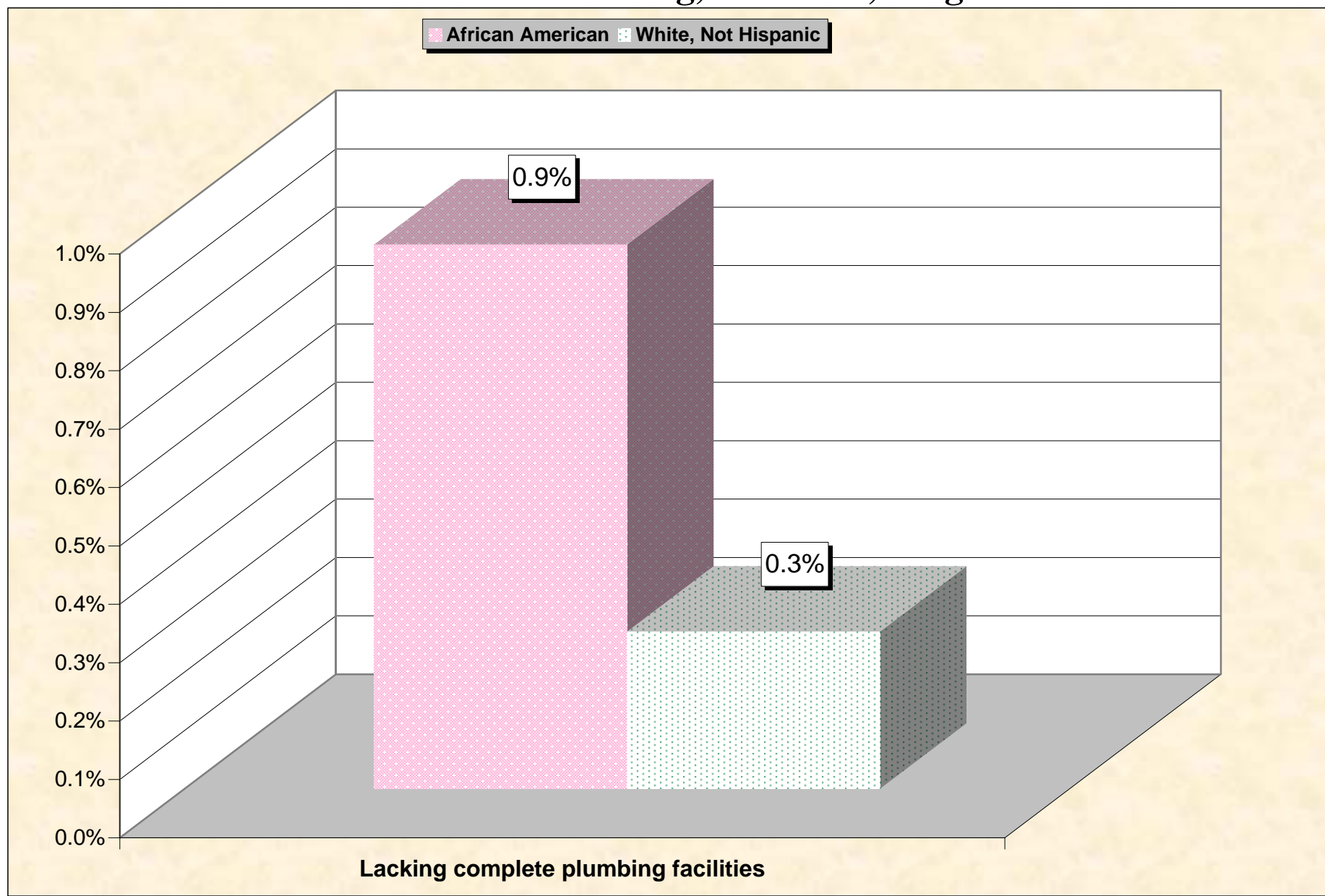
Source: Data Set: Census 2000 Summary File 3 (SF 3) - Sample Data -- HCT32B. TELEPHONE SERVICE AVAILABLE (BLACK OR AFRICAN AMERICAN ALONE HOUSEHOLDER) [3] - Universe: Occupied housing units with a householder who is Black or African American alone; HCT32I. TELEPHONE SERVICE AVAILABLE (WHITE ALONE, NOT HISPANIC OR LATINO HOUSEHOLDER) [3] - Universe: Occupied housing units with a householder who is White alone, not Hispanic or Latino

**Chart 14 -- Lack of Vehicle By Household
Richmond--Petersburg, VA MSA; Virginia**



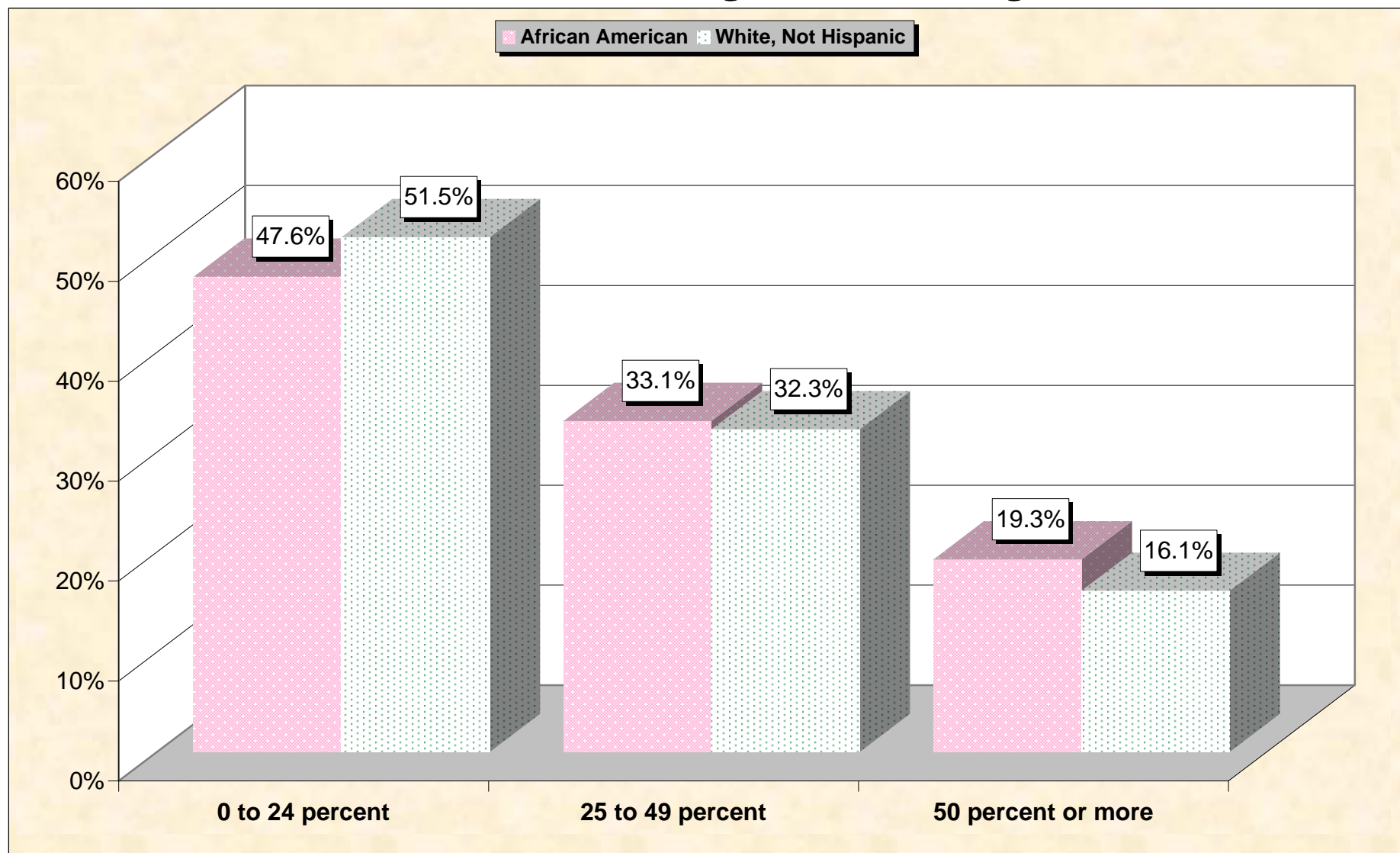
Source: Data Set: Census 2000 Summary File 3 (SF 3) - Sample Data -- HCT33B. VEHICLES AVAILABLE (BLACK OR AFRICAN AMERICAN ALONE HOUSEHOLDER) [3] - Universe: Occupied housing units with a householder who is Black or African American alone;; HCT33I. VEHICLES AVAILABLE (WHITE ALONE, NOT HISPANIC OR LATINO HOUSEHOLDER) [3] - Universe: Occupied housing units with a householder who is White alone, not Hispanic or Latino

**Chart 15 -- Lack of Plumbing By Household
Richmond--Petersburg, VA MSA; Virginia**



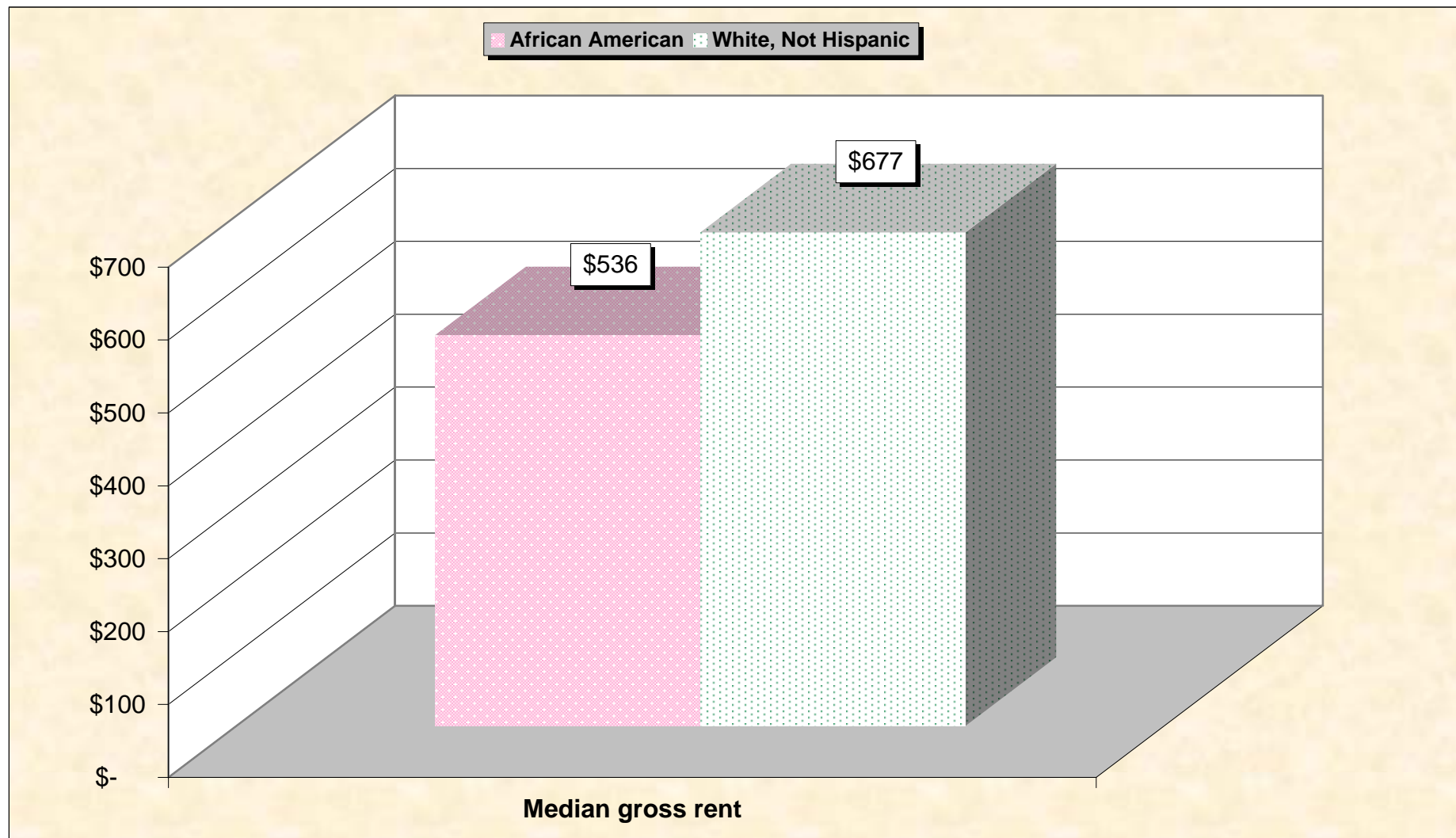
Source: Data Set: Census 2000 Summary File 3 (SF 3) - Sample Data -- HCT34B. PLUMBING FACILITIES (BLACK OR AFRICAN AMERICAN ALONE HOUSEHOLDER) [3] - Universe: Occupied housing units with a householder who is Black or African American alone; HCT34I. PLUMBING FACILITIES (WHITE ALONE, NOT HISPANIC OR LATINO HOUSEHOLDER) [3] - Universe: Occupied housing units with a householder who is White alone, not Hispanic or Latino.

Chart 16 -- Gross Rent as a Percentage of Household Income in 1999
Richmond--Petersburg, VA MSA; Virginia



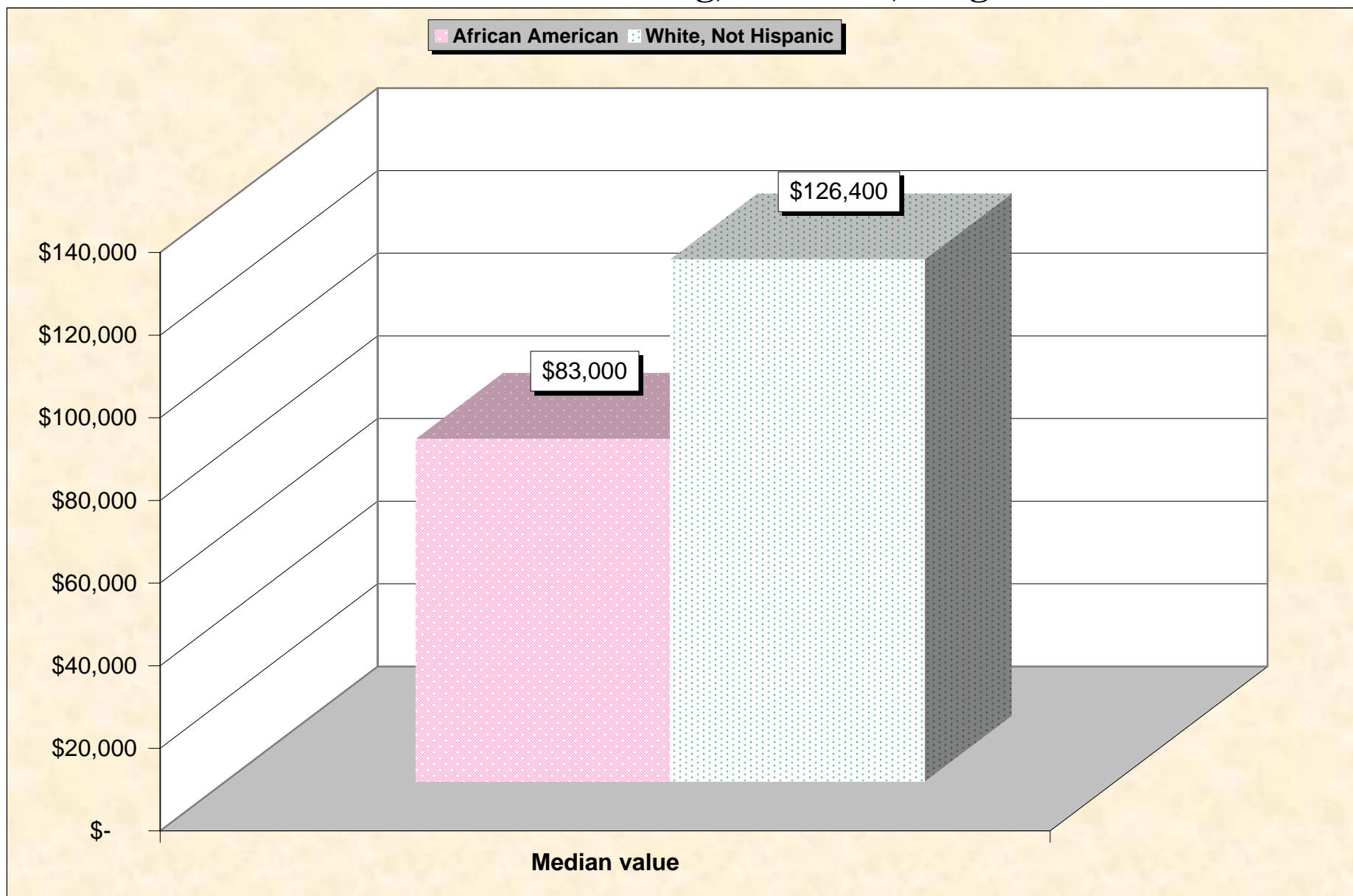
Source: Data Set: Census 2000 Summary File 3 (SF 3) - Sample Data -- HCT39B. GROSS RENT AS A PERCENTAGE OF HOUSEHOLD INCOME IN 1999 (BLACK OR AFRICAN AMERICAN ALONE HOUSEHOLDER) [11] - Universe: Specified renter-occupied housing units with a householder who is Black or African American alone; HCT39I. GROSS RENT AS A PERCENTAGE OF HOUSEHOLD INCOME IN 1999 (WHITE ALONE, NOT HISPANIC OR LATINO HOUSEHOLDER) [11] - Universe: Specified renter-occupied housing units with a householder who is White alone, not Hispanic or Latino.

**Chart 17 -- Median Gross Rent By Household
Richmond--Petersburg, VA MSA; Virginia**



Source: Data Set: Census 2000 Summary File 3 (SF 3) - Sample Data -- HCT37B. MEDIAN GROSS RENT (DOLLARS) (BLACK OR AFRICAN AMERICAN ALONE HOUSEHOLDER) [1] - Universe: Specified renter-occupied housing units paying cash rent with a householder who is Black or African American alone; HCT37I. MEDIAN GROSS RENT (DOLLARS) (WHITE ALONE, NOT HISPANIC OR LATINO HOUSEHOLDER) [1] - Universe: Specified renter-occupied housing units paying cash rent with a householder who is White alone, not Hispanic or Latino

**Chart 18 -- Median Home Value By Household
Richmond--Petersburg, VA MSA; Virginia**



Source: Data Set: Census 2000 Summary File 3 (SF 3) - Sample Data -- HCT42B. MEDIAN VALUE (DOLLARS) (BLACK OR AFRICAN AMERICAN ALONE HOUSEHOLDER) [1] - Universe: Specified owner-occupied housing units with a householder who is Black or African American alone; HCT42I. MEDIAN VALUE (DOLLARS) (WHITE ALONE, NOT HISPANIC OR LATINO HOUSEHOLDER) [1] - Universe: Specified owner-occupied housing units with a householder who is White alone, not Hispanic or Latino

HOUSEHOLDS BY AGE OF HOUSEHOLDER BY HOUSEHOLD TYPE (INCLUDING LIVING ALONE) BY PRESENCE OF OWN CHILDREN UNDER 18 YEARS

source data for Chart 1

	African American Richmond-- Petersburg, VA MSA;	White, Not Hispanic Richmond-- Petersburg, VA MSA;
Total:	108,213	261,174
Householder 15 to 64 years:	90,825	207,918
Family households:	65,103	146,449
Married-couple family:	31,827	123,375
With own children under 18 years	18,075	66,156
No own children under 18 years	13,752	57,219
Other family:	33,276	23,074
Male householder, no wife present:	5,128	6,230
With own children under 18 years	2,887	3,597
No own children under 18 years	2,241	2,633
Female householder, no husband present:	28,148	16,844
With own children under 18 years	19,683	11,116
No own children under 18 years	8,465	5,728
Nonfamily households:	25,722	61,469
Householder living alone	20,934	45,602
Householder not living alone	4,788	15,867
Householder 65 years and over:	17,388	53,256
Family households:	9,235	28,687
Married-couple family:	4,916	24,441
With own children under 18 years	101	200
No own children under 18 years	4,815	24,241
Other family:	4,319	4,246
Male householder, no wife present:	842	831
With own children under 18 years	90	11
No own children under 18 years	752	820
Female householder, no husband present:	3,477	3,415
With own children under 18 years	34	17
No own children under 18 years	3,443	3,398
Nonfamily households:	8,153	24,569
Householder living alone	7,700	23,885
Householder not living alone	453	684

Source: Data Set: Census 2000 Summary File 3 (SF 3) - Sample Data - P146B. HOUSEHOLDS BY AGE OF HOUSEHOLDER BY HOUSEHOLD TYPE (INCLUDING LIVING ALONE) BY PRESENCE OF OWN CHILDREN UNDER 18 YEARS (BLACK OR AFRICAN AMERICAN ALONE HOUSEHOLDER) [31] - Universe: Households with a householder who is Black or African American alone; P146I. HOUSEHOLDS BY AGE OF HOUSEHOLDER BY HOUSEHOLD TYPE (INCLUDING LIVING ALONE) BY PRESENCE OF OWN CHILDREN UNDER 18 YEARS (WHITE ALONE, NOT HISPANIC OR LATINO HOUSEHOLDER) [31] - Universe: Households with a householder who is White alone, not Hispanic or Latino.

SCHOOL ENROLLMENT BY LEVEL OF SCHOOL BY TYPE OF SCHOOL FOR THE POPULATION 3 YEARS AND OVER

source data for Chart 2

	African American Richmond-- Petersburg, VA MSA;	White, Not Hispanic Richmond-- Petersburg, VA MSA;
Total:	285,978	615,123
Enrolled in nursery school, preschool:	6,049	11,874
Public school	4,280	3,590
Private school	1,769	8,284
Enrolled in kindergarten:	5,161	8,218
Public school	4,739	6,803
Private school	422	1,415
Enrolled in grade 1 to grade 8:	42,885	68,070
Public school	41,307	60,074
Private school	1,578	7,996
Enrolled in grade 9 to grade 12:	20,041	31,471
Public school	19,115	27,999
Private school	926	3,472
Enrolled in college:	18,432	34,399
Public school	14,882	25,898
Private school	3,550	8,501
Not enrolled in school	193,410	461,091

Source: Data Set: Census 2000 Summary File 3 (SF 3) - Sample Data - P146B. HOUSEHOLDS BY AGE OF HOUSEHOLDER BY HOUSEHOLD TYPE (INCLUDING LIVING ALONE) BY PRESENCE OF OWN CHILDREN UNDER 18 YEARS (BLACK OR AFRICAN AMERICAN ALONE HOUSEHOLDER) [31] - Universe: Households with a householder who is Black or African American alone; P146I. HOUSEHOLDS BY AGE OF HOUSEHOLDER BY HOUSEHOLD TYPE (INCLUDING LIVING ALONE) BY PRESENCE OF OWN CHILDREN UNDER 18 YEARS (WHITE ALONE, NOT HISPANIC OR LATINO HOUSEHOLDER) [31] - Universe: Households with a householder who is White alone, not Hispanic or Latino.

SEX BY EDUCATIONAL ATTAINMENT FOR THE POPULATION 25 YEARS AND OVER

source data for Chart 3

	African American Richmond-- Petersburg, VA MSA;	White, Not Hispanic Richmond-- Petersburg, VA MSA;
Total:	180,150	443,471
Male:	79,238	210,235
Less than 9th grade	7,843	8,526
9th to 12th grade, no diploma	15,999	18,960
High school graduate (includes equivalency)	26,057	49,202
Some college, no degree	15,510	44,125
Associate degree	3,097	10,556
Bachelor's degree	7,512	50,850
Graduate or professional degree	3,220	28,016
Female:	100,912	233,236
Less than 9th grade	7,637	8,160
9th to 12th grade, no diploma	17,760	21,296
High school graduate (includes equivalency)	28,956	61,485
Some college, no degree	24,258	54,216
Associate degree	5,362	13,502
Bachelor's degree	11,719	51,203
Graduate or professional degree	5,220	23,374

Source: Data Set: Census 2000 Summary File 3 (SF 3) - Sample Data -- P148B. SEX BY EDUCATIONAL ATTAINMENT FOR THE POPULATION 25 YEARS AND OVER (BLACK OR AFRICAN AMERICAN ALONE) [17] - Universe: Black or African American alone 25 years and over; P148I. SEX BY EDUCATIONAL ATTAINMENT FOR THE POPULATION 25 YEARS AND OVER (WHITE ALONE, NOT HISPANIC OR LATINO) [17] - Universe: White alone, not Hispanic or Latino population 25 years and over.

SEX BY EMPLOYMENT STATUS FOR THE POPULATION 16 YEARS AND OVER

source data for Charts 4 and 5

	African American Richmond-- Petersburg, VA MSA;	White, Not Hispanic Richmond-- Petersburg, VA MSA;
Total:	220,644	508,165
Male:	98,630	243,043
In labor force:	63,937	187,196
In Armed Forces	1,670	1,912
Civilian:	62,267	185,284
Employed	56,844	180,711
Unemployed	5,423	4,573
Not in labor force	34,693	55,847
Female:	122,014	265,122
In labor force:	77,289	162,988
In Armed Forces	811	423
Civilian:	76,478	162,565
Employed	70,311	158,731
Unemployed	6,167	3,834
Not in labor force	44,725	102,134

Source: Data Set: Census 2000 Summary File 3 (SF 3) - Sample Data -- P150B. SEX BY EMPLOYMENT STATUS FOR THE POPULATION 16 YEARS AND OVER (BLACK OR AFRICAN AMERICAN ALONE) [15] - Universe: Black or African American alone 16 years and over; P150I. SEX BY EMPLOYMENT STATUS FOR THE POPULATION 16 YEARS AND OVER (WHITE ALONE, NOT HISPANIC OR LATINO) [15] - Universe: White alone, not Hispanic or Latino population 16 years and over

HOUSEHOLD INCOME IN 1999

source data for Chart 6

	African American Richmond-- Petersburg, VA MSA;	White, Not Hispanic Richmond-- Petersburg, VA MSA;
Total:	108,213	261,174
Less than \$10,000	16,029	11,862
\$10,000 to \$14,999	7,799	10,233
\$15,000 to \$19,999	8,298	11,102
\$20,000 to \$24,999	8,564	13,053
\$25,000 to \$29,999	8,592	15,127
\$30,000 to \$34,999	7,674	15,681
\$35,000 to \$39,999	6,386	15,329
\$40,000 to \$44,999	6,178	14,594
\$45,000 to \$49,999	5,410	13,406
\$50,000 to \$59,999	9,111	26,327
\$60,000 to \$74,999	9,993	34,451
\$75,000 to \$99,999	8,272	36,281
\$100,000 to \$124,999	3,354	18,713
\$125,000 to \$149,999	1,151	9,225
\$150,000 to \$199,999	668	7,828
\$200,000 or more	734	7,962

Source: Data Set: Census 2000 Summary File 3 (SF 3) - Sample Data -- P151B. HOUSEHOLD INCOME IN 1999 (BLACK OR AFRICAN AMERICAN ALONE HOUSEHOLDER) [17] - Universe: Households with a householder who is Black or African American alone; P151I. HOUSEHOLD INCOME IN 1999 (WHITE ALONE, NOT HISPANIC OR LATINO HOUSEHOLDER) [17] - Universe: Households with a householder who is White alone, not Hispanic or Latino

MEDIAN FAMILY INCOME IN 1999

source data for Chart 7

	African American Richmond-- Petersburg, VA MSA;	White, Not Hispanic Richmond-- Petersburg, VA MSA;
Median family income in 1999	\$ 38,041	\$ 64,365

Source: Data Set: Census 2000 Summary File 3 (SF 3) - Sample Data -- P155B. MEDIAN FAMILY INCOME IN 1999 (DOLLARS) (BLACK OR AFRICAN AMERICAN ALONE HOUSEHOLDER) [1] - Universe: Families with a householder who is Black or African American alone ; P155I. MEDIAN FAMILY INCOME IN 1999 (DOLLARS) (WHITE ALONE, NOT HISPANIC OR LATINO HOUSEHOLDER) [1] - Universe: Families with a householder who is White alone, not Hispanic or Latino

PER CAPITA INCOME IN 1999

source data for Chart 8

	African American Richmond-- Petersburg, VA MSA;	White, Not Hispanic Richmond-- Petersburg, VA MSA;
Per capita income in 1999	\$ 15,756	\$ 27,980

Source: Data Set: Census 2000 Summary File 3 (SF 3) - Sample Data -- P157B. PER CAPITA INCOME IN 1999 (DOLLARS) (BLACK OR AFRICAN AMERICAN ALONE) [1] - Universe: Black or African American alone; P157I. PER CAPITA INCOME IN 1999 (DOLLARS) (WHITE ALONE, NOT HISPANIC OR LATINO) [1] - Universe: White alone, not Hispanic or Latino population

POVERTY STATUS IN 1999 BY AGE

source data for Chart 9

	African American Richmond-- Petersburg, VA MSA;	White, Not Hispanic Richmond-- Petersburg, VA MSA;
Total:	283,966	622,396
Income in 1999 below poverty level:	52,795	29,200
Under 5 years	6,450	1,685
5 years	1,431	390
6 to 11 years	8,094	2,724
12 to 17 years	5,998	2,075
18 to 64 years	25,700	18,726
65 to 74 years	2,836	1,565
75 years and over	2,286	2,035
Income in 1999 at or above poverty level:	231,171	593,196
Under 5 years	15,001	35,390
5 years	3,167	7,476
6 to 11 years	23,316	47,257
12 to 17 years	22,124	46,394
18 to 64 years	147,442	381,274
65 to 74 years	11,938	42,095
75 years and over	8,183	33,310

Source: Data Set: Census 2000 Summary File 3 (SF 3) - Sample Data -- P159B. POVERTY STATUS IN 1999 BY AGE (BLACK OR AFRICAN AMERICAN ALONE) [17] - Universe: Black or African American alone for whom poverty status is determined;P159I. POVERTY STATUS IN 1999 BY AGE (WHITE ALONE, NOT HISPANIC OR LATINO) [17] - Universe: White alone, not Hispanic or Latino population for whom poverty status is determined.

MEDIAN EARNINGS IN 1999

source data for Chart 10

	African American Richmond-- Petersburg, VA MSA;	White, Not Hispanic Richmond-- Petersburg, VA MSA;
Median earnings in 1999 --		
Worked full-time, year-round in 1999 --		
Total	\$ 26,988	\$ 36,881
Male	\$ 30,250	\$ 42,150
Female	\$ 24,944	\$ 30,722
Other --		
Total	\$ 9,697	\$ 10,717
Male	\$ 9,467	\$ 11,645
Female	\$ 9,835	\$ 10,219

Source: Data Set: Census 2000 Summary File 3 (SF 3) - Sample Data -- PCT74B. MEDIAN EARNINGS IN 1999 (DOLLARS) BY WORK EXPERIENCE IN 1999 BY SEX FOR THE POPULATION 16 YEARS AND OVER WITH EARNINGS (BLACK OR AFRICAN AMERICAN ALONE) [6] - Universe: Black or African American alone 16 years and over with earnings in 1999; PCT74I. MEDIAN EARNINGS IN 1999 (DOLLARS) BY WORK EXPERIENCE IN 1999 BY SEX FOR THE POPULATION 16 YEARS AND OVER WITH EARNINGS (WHITE ALONE, NOT HISPANIC OR LATINO) [6] - Universe: White alone, not Hispanic or Latino population 16 years and over with earnings in 1999

TENURE BY RACE OF HOUSEHOLDER

source data for Chart 11

	Richmond-- Petersburg, VA MSA;
Total:	387,721
Owner occupied:	262,345
Householder who is White alone	198,650
Householder who is Black or African American alone	56,096
Householder who is American Indian and Alaska Native alone	926
Householder who is Asian alone	3,547
Householder who is Native Hawaiian and Other Pacific Islander alone	29
Householder who is Some other race alone	1,022
Householder who is Two or more races	2,075
Renter occupied:	125,376
Householder who is White alone	64,861
Householder who is Black or African American alone	52,654
Householder who is American Indian and Alaska Native alone	674
Householder who is Asian alone	2,915
Householder who is Native Hawaiian and Other Pacific Islander alone	88
Householder who is Some other race alone	2,060
Householder who is Two or more races	2,124

White alone, not Hispanic

White, Not Hispanic

		Richmond-- Petersburg, VA MSA;
Total:		260,696
Owner occupied		197,286
Renter occupied		63,410

Source: Data Set: Census 2000 Summary File 3 (SF 3) - Sample Data -- H11. TENURE BY RACE OF HOUSEHOLDER [17] - Universe: Occupied housing units; H13. TENURE (WHITE ALONE, NOT HISPANIC OR LATINO HOUSEHOLDER) [3] - Universe: Occupied housing units with a householder who is White alone, not Hispanic or Latino.

OCCUPANTS PER ROOM

source data for Chart 12

	African American Richmond-- Petersburg, VA MSA;	White, Not Hispanic Richmond-- Petersburg, VA MSA;
Total:	108,750	260,696
1.00 or less occupants per room	103,716	258,926
1.01 or more occupants per room	5,034	1,770

Source: Data Set: Census 2000 Summary File 3 (SF 3) - Sample Data -- HCT29B. OCCUPANTS PER ROOM (BLACK OR AFRICAN AMERICAN ALONE HOUSEHOLDER) [3] - Universe: Occupied housing units with a householder who is Black or African American alone; HCT29I. OCCUPANTS PER ROOM (WHITE ALONE, NOT HISPANIC OR LATINO HOUSEHOLDER) [3] - Universe: Occupied housing units with a householder who is White alone, not Hispanic or Latino

TELEPHONE SERVICE AVAILABLE

source data for Chart 13

	African American Richmond-- Petersburg, VA MSA;	White, Not Hispanic Richmond-- Petersburg, VA MSA;
Total:	108,750	260,696
With telephone service available	104,526	258,326
No telephone service available	4,224	2,370

Source: Data Set: Census 2000 Summary File 3 (SF 3) - Sample Data -- HCT32B. TELEPHONE SERVICE AVAILABLE (BLACK OR AFRICAN AMERICAN ALONE HOUSEHOLDER) [3] - Universe: Occupied housing units with a householder who is Black or African American alone; HCT32I. TELEPHONE SERVICE AVAILABLE (WHITE ALONE, NOT HISPANIC OR LATINO HOUSEHOLDER) [3] - Universe: Occupied housing units with a householder who is White alone, not Hispanic or Latino

VEHICLES AVAILABLE

source data for Chart 14

	African American Richmond-- Petersburg, VA MSA;	White, Not Hispanic Richmond-- Petersburg, VA MSA;
Total:	108,750	260,696
No vehicle available	19,525	13,242
1 or more vehicles available	89,225	247,454

Source: Data Set: Census 2000 Summary File 3 (SF 3) - Sample Data -- HCT33B. VEHICLES AVAILABLE (BLACK OR AFRICAN AMERICAN ALONE HOUSEHOLDER) [3] - Universe: Occupied housing units with a householder who is Black or African American alone;; HCT33I. VEHICLES AVAILABLE (WHITE ALONE, NOT HISPANIC OR LATINO HOUSEHOLDER) [3] - Universe: Occupied housing units with a householder who is White alone, not Hispanic or Latino

PLUMBING FACILITIES

source data for Chart 15

	African American Richmond-- Petersburg, VA MSA;	White, Not Hispanic Richmond-- Petersburg, VA MSA;
Total:	108,750	260,696
Complete plumbing facilities	107,736	259,994
Lacking complete plumbing facilities	1014	702

Source: Data Set: Census 2000 Summary File 3 (SF 3) - Sample Data -- HCT34B. PLUMBING FACILITIES (BLACK OR AFRICAN AMERICAN ALONE HOUSEHOLDER) [3] - Universe: Occupied housing units with a householder who is Black or African American alone; HCT34I. PLUMBING FACILITIES (WHITE ALONE, NOT HISPANIC OR LATINO HOUSEHOLDER) [3] - Universe: Occupied housing units with a householder who is White alone, not Hispanic or Latino.

GROSS RENT AS A PERCENTAGE OF HOUSEHOLD INCOME IN 1999

source data for Chart 16

	African American Richmond-- Petersburg, VA MSA;	White, Not Hispanic Richmond-- Petersburg, VA MSA;
Total:	52,199	62,232
Less than 10 percent	3173	3,225
10 to 14 percent	5,540	7,732
15 to 19 percent	7767	10,191
20 to 24 percent	6624	8,893
25 to 29 percent	5670	7,015
30 to 34 percent	4218	4,592
35 to 39 percent	2674	3,359
40 to 49 percent	3534	3,875
50 percent or more	9,367	9,413
Not computed	3632	3,937

Source: Data Set: Census 2000 Summary File 3 (SF 3) - Sample Data -- HCT39B. GROSS RENT AS A PERCENTAGE OF HOUSEHOLD INCOME IN 1999 (BLACK OR AFRICAN AMERICAN ALONE HOUSEHOLDER) [11] - Universe: Specified renter-occupied housing units with a householder who is Black or African American alone; HCT39I. GROSS RENT AS A PERCENTAGE OF HOUSEHOLD INCOME IN 1999 (WHITE ALONE, NOT HISPANIC OR LATINO HOUSEHOLDER) [11] - Universe: Specified renter-occupied housing units with a householder who is White alone, not Hispanic or Latino.

MEDIAN GROSS RENT

source data for Chart 17

	African American Richmond-- Petersburg, VA MSA;	White, Not Hispanic Richmond-- Petersburg, VA MSA;
Median gross rent	\$ 536	\$ 677

Source: Data Set: Census 2000 Summary File 3 (SF 3) - Sample Data -- HCT37B. MEDIAN GROSS RENT (DOLLARS) (BLACK OR AFRICAN AMERICAN ALONE HOUSEHOLDER) [1] - Universe: Specified renter-occupied housing units paying cash rent with a householder who is Black or African American alone; HCT37I. MEDIAN GROSS RENT (DOLLARS) (WHITE ALONE, NOT HISPANIC OR LATINO HOUSEHOLDER) [1] - Universe: Specified renter-occupied housing units paying cash rent with a householder who is White alone, not Hispanic or Latino

MEDIAN HOME VALUE

source data for Chart 18

	African American Richmond-- Petersburg, VA MSA;	White, Not Hispanic Richmond-- Petersburg, VA MSA;
Median value	\$ 83,000	\$ 126,400

Source: Data Set: Census 2000 Summary File 3 (SF 3) - Sample Data -- HCT42B. MEDIAN VALUE (DOLLARS) (BLACK OR AFRICAN AMERICAN ALONE HOUSEHOLDER) [1] - Universe: Specified owner-occupied housing units with a householder who is Black or African American alone; HCT42I. MEDIAN VALUE (DOLLARS) (WHITE ALONE, NOT HISPANIC OR LATINO HOUSEHOLDER) [1] - Universe: Specified owner-occupied housing units with a householder who is White alone, not Hispanic or Latino