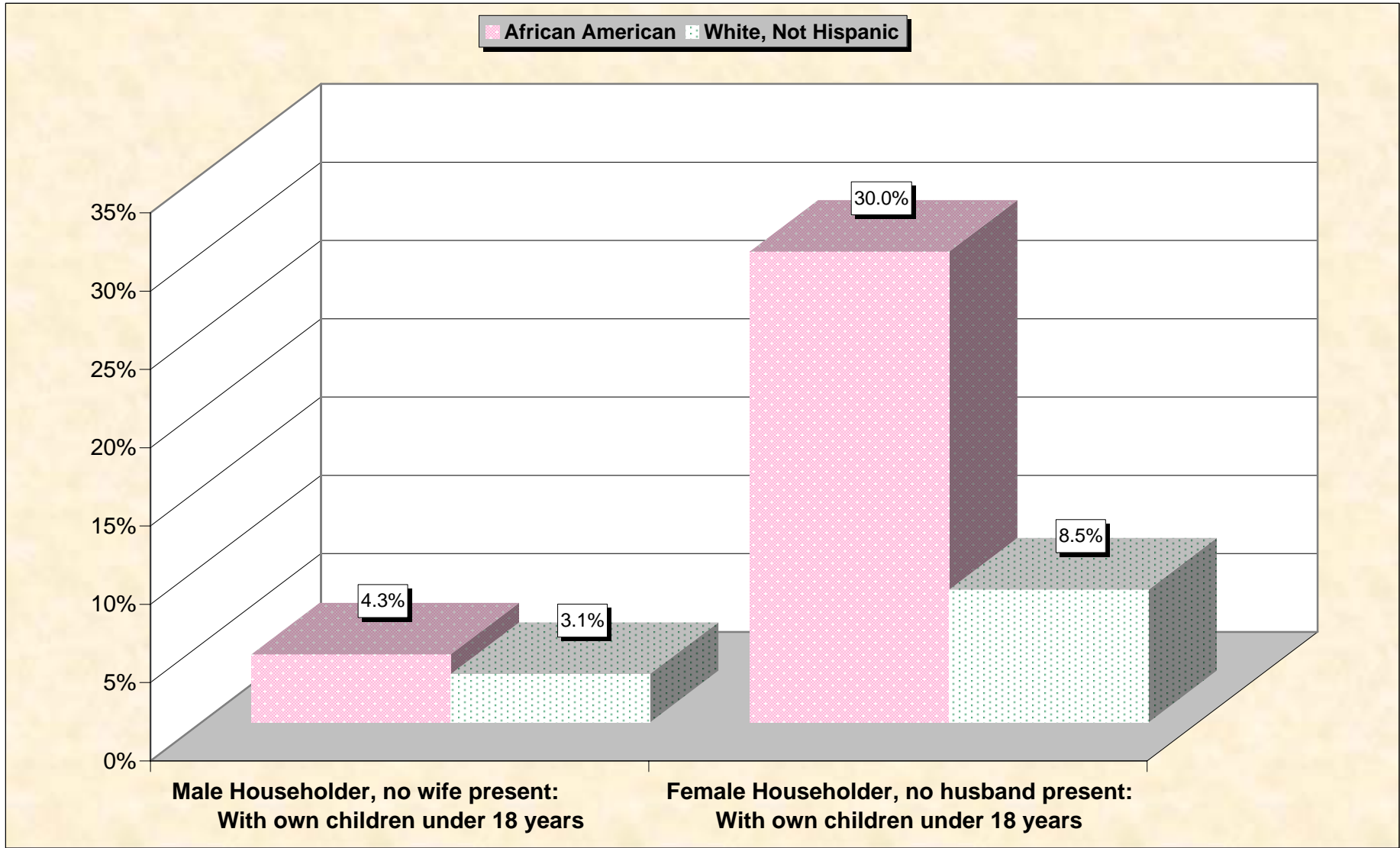


Selected Socio-Economic Data

**Norfolk--Virginia Beach--Newport News, VA--NC MSA (part); Virginia
African American and White, Not Hispanic**

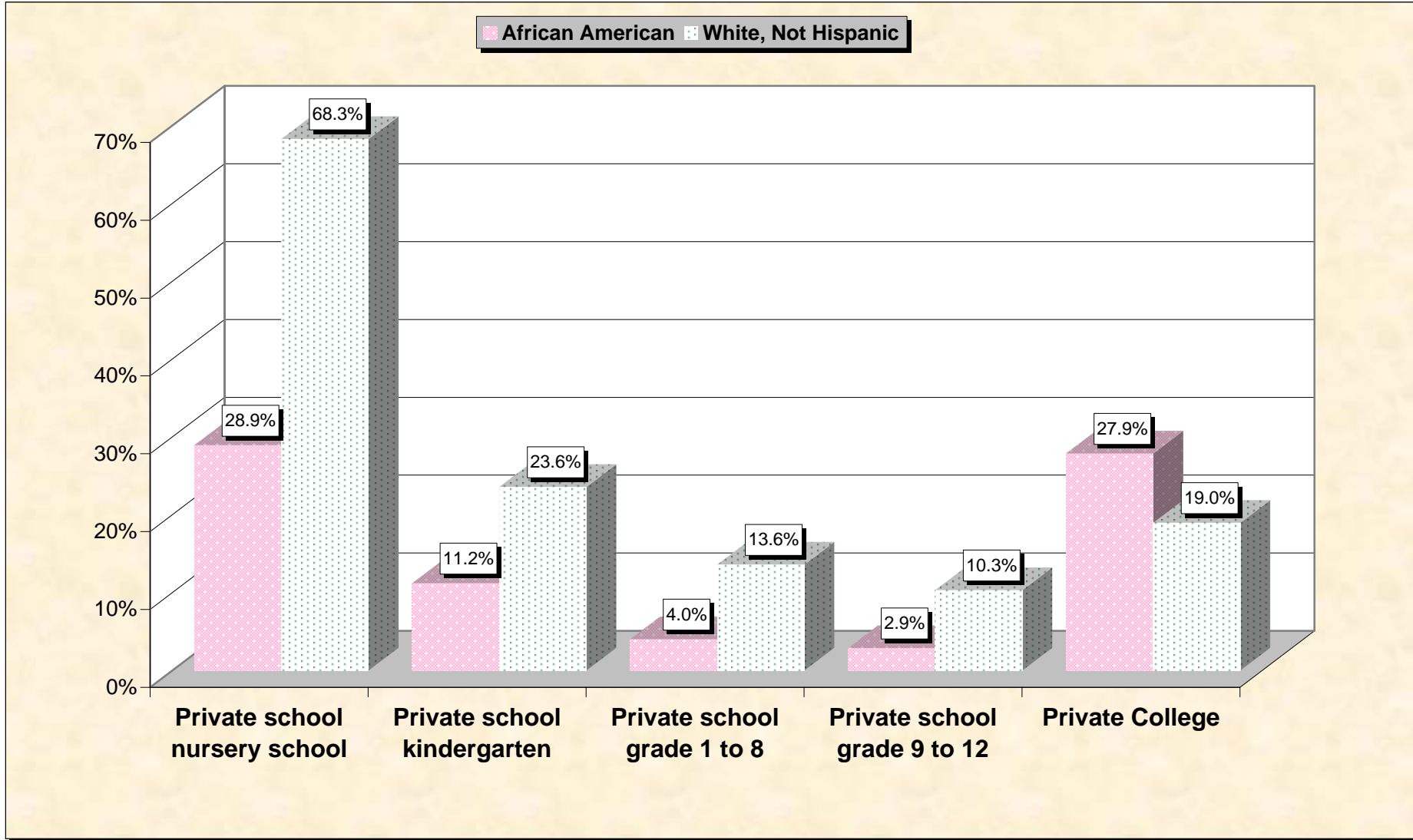
Data Set: Census 2000 Summary File 3 (SF 3) - Sample Data

Chart 1 -- Single-Parent Family Households (Householder 15 to 64 years) Norfolk--Virginia Beach--Newport News, VA--NC MSA (part); Virginia



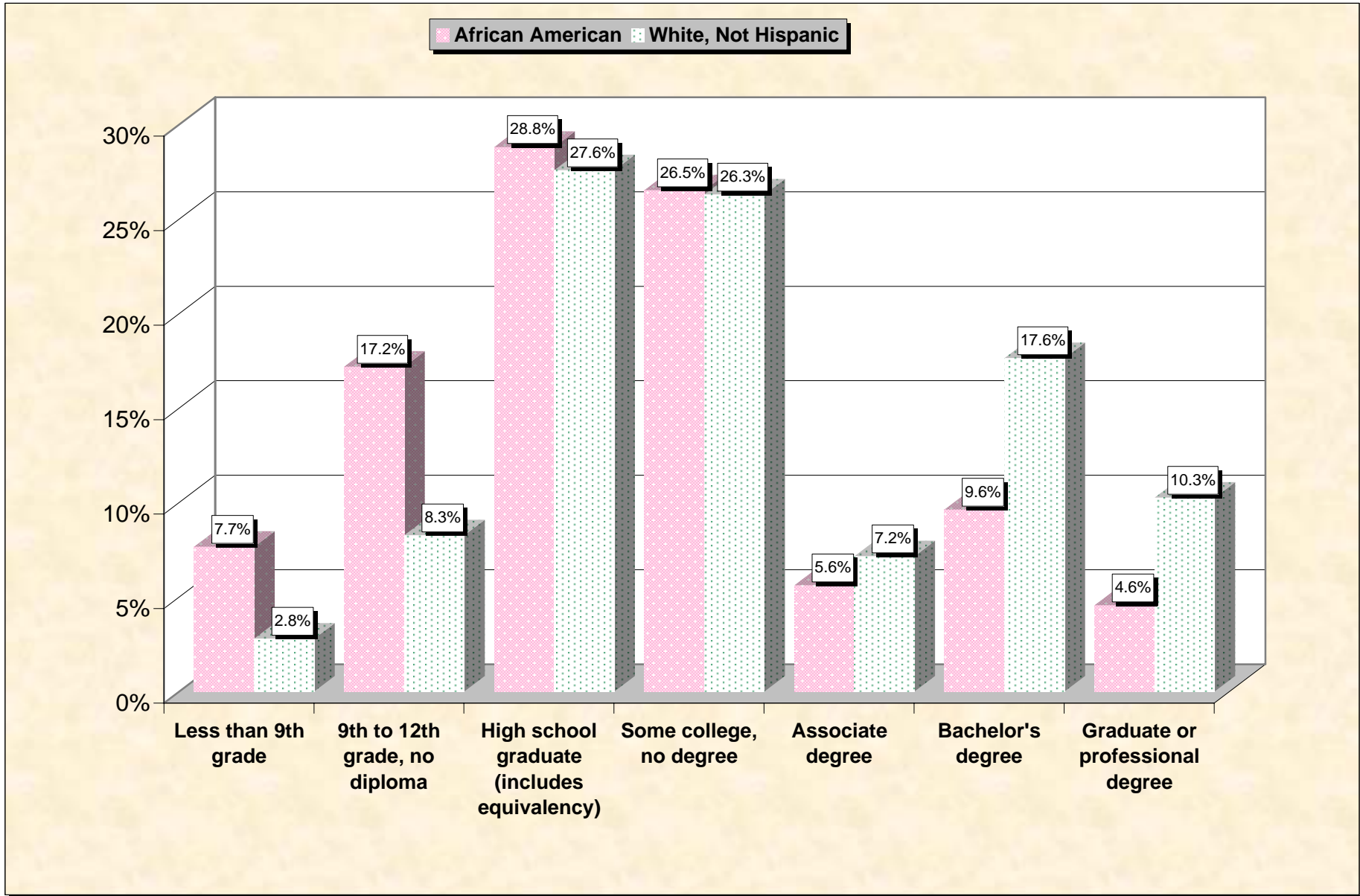
Source: Data Set: Census 2000 Summary File 3 (SF 3) - Sample Data - P146B. HOUSEHOLDS BY AGE OF HOUSEHOLDER BY HOUSEHOLD TYPE (INCLUDING LIVING ALONE) BY PRESENCE OF OWN CHILDREN UNDER 18 YEARS (BLACK OR AFRICAN AMERICAN ALONE HOUSEHOLDER) [31] - Universe: Households with a householder who is Black or African American alone; P146I. HOUSEHOLDS BY AGE OF HOUSEHOLDER BY HOUSEHOLD TYPE (INCLUDING LIVING ALONE) BY PRESENCE OF OWN CHILDREN UNDER 18 YEARS (WHITE ALONE, NOT HISPANIC OR LATINO HOUSEHOLDER) [31] - Universe: Households with a householder who is White alone, not Hispanic or Latino.

Chart 2 -- Private School Enrollment (3 years and over) Norfolk--Virginia Beach--Newport News, VA--NC MSA (part); Virginia



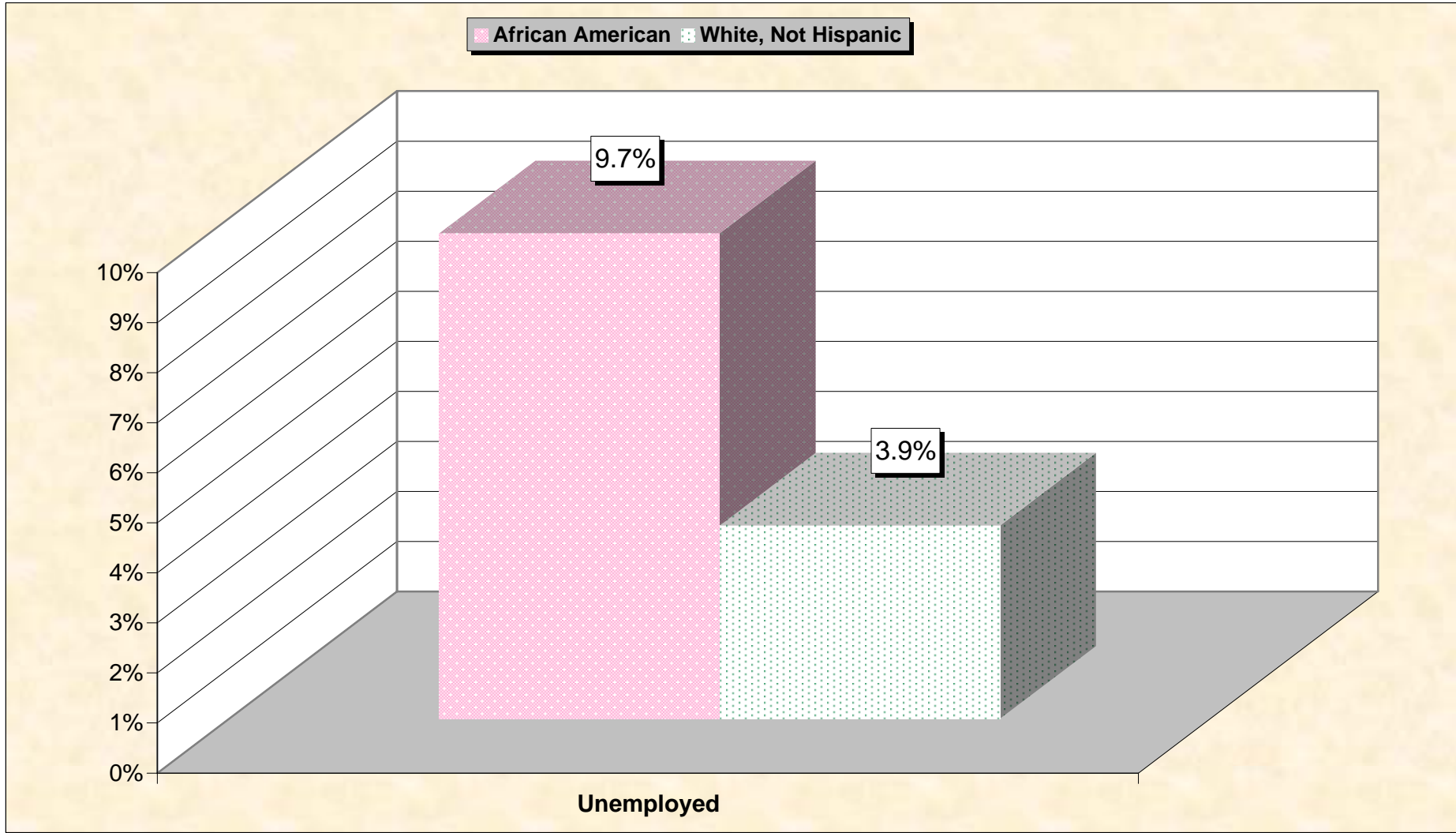
Source: Data Set: Census 2000 Summary File 3 (SF 3) - Sample Data -- P147B. SCHOOL ENROLLMENT BY LEVEL OF SCHOOL BY TYPE OF SCHOOL FOR THE POPULATION 3 YEARS AND OVER (BLACK OR AFRICAN AMERICAN ALONE) [17] - Universe: Black or African American alone 3 years and over; P147I. SCHOOL ENROLLMENT BY LEVEL OF SCHOOL BY TYPE OF SCHOOL FOR THE POPULATION 3 YEARS AND OVER (WHITE ALONE, NOT HISPANIC OR LATINO) [17] - Universe: White alone, not Hispanic or Latino population 3 years and over.

Chart 3 -- Educational Attainment (25 years and over) Norfolk--Virginia Beach--Newport News, VA--NC MSA (part); Virginia



Source: Data Set: Census 2000 Summary File 3 (SF 3) - Sample Data -- P148B. SEX BY EDUCATIONAL ATTAINMENT FOR THE POPULATION 25 YEARS AND OVER (BLACK OR AFRICAN AMERICAN ALONE) [17] - Universe: Black or African American alone 25 years and over; P148I. SEX BY EDUCATIONAL ATTAINMENT FOR THE POPULATION 25 YEARS AND OVER (WHITE ALONE, NOT HISPANIC OR LATINO) [17] - Universe: White alone, not Hispanic or Latino population 25 years and over.

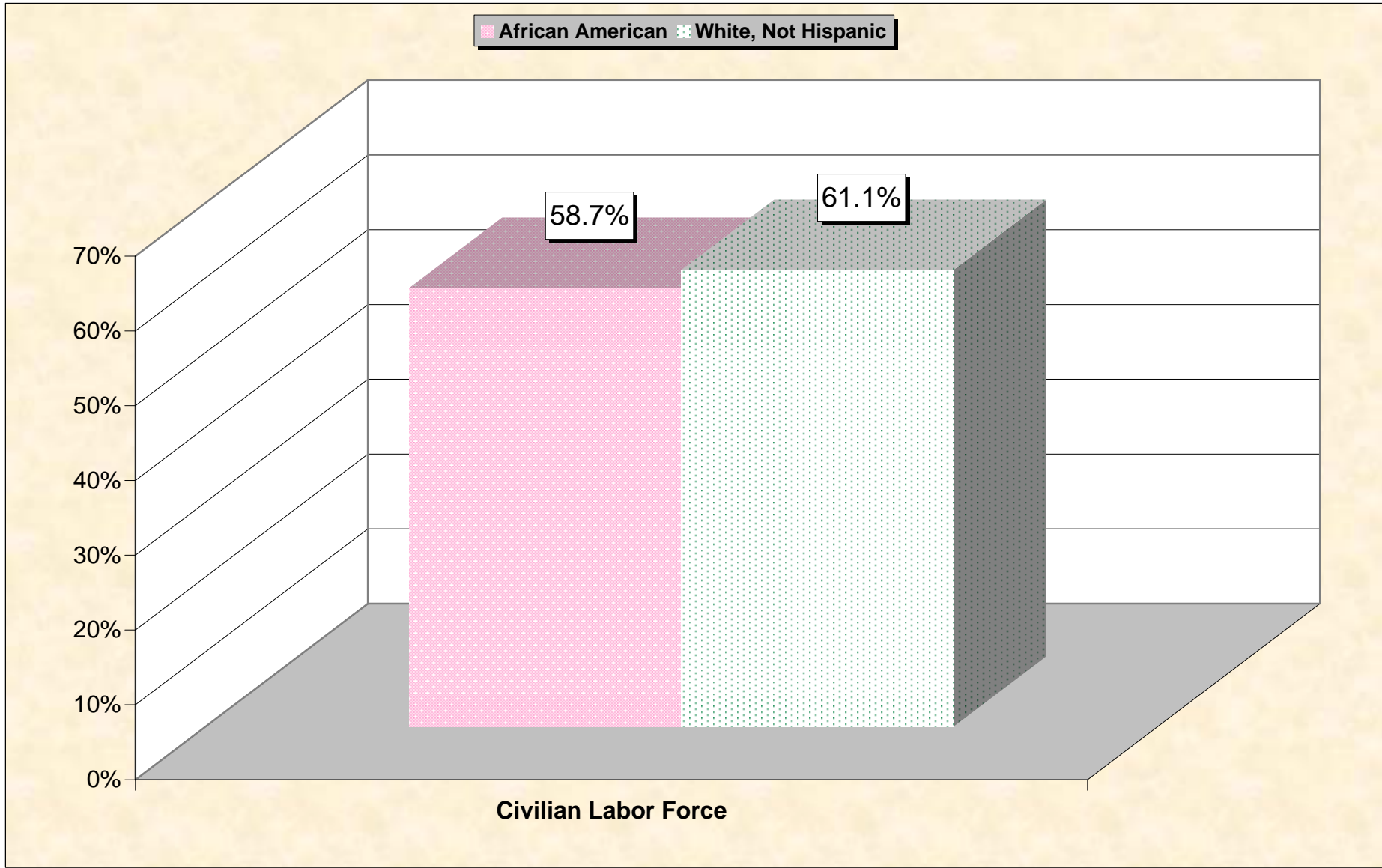
Chart 4 -- Unemployment Rate (Civilian Labor Force) Norfolk--Virginia Beach--Newport News, VA--NC MSA (part); Virginia



Note: Unemployment rate is defined as a percentage of the civilian labor force.

Source: Data Set: Census 2000 Summary File 3 (SF 3) - Sample Data -- P150B. SEX BY EMPLOYMENT STATUS FOR THE POPULATION 16 YEARS AND OVER (BLACK OR AFRICAN AMERICAN ALONE) [15] - Universe: Black or African American alone 16 years and over; P150I. SEX BY EMPLOYMENT STATUS FOR THE POPULATION 16 YEARS AND OVER (WHITE ALONE, NOT HISPANIC OR LATINO) [15] - Universe: White alone, not Hispanic or Latino population 16 years and over

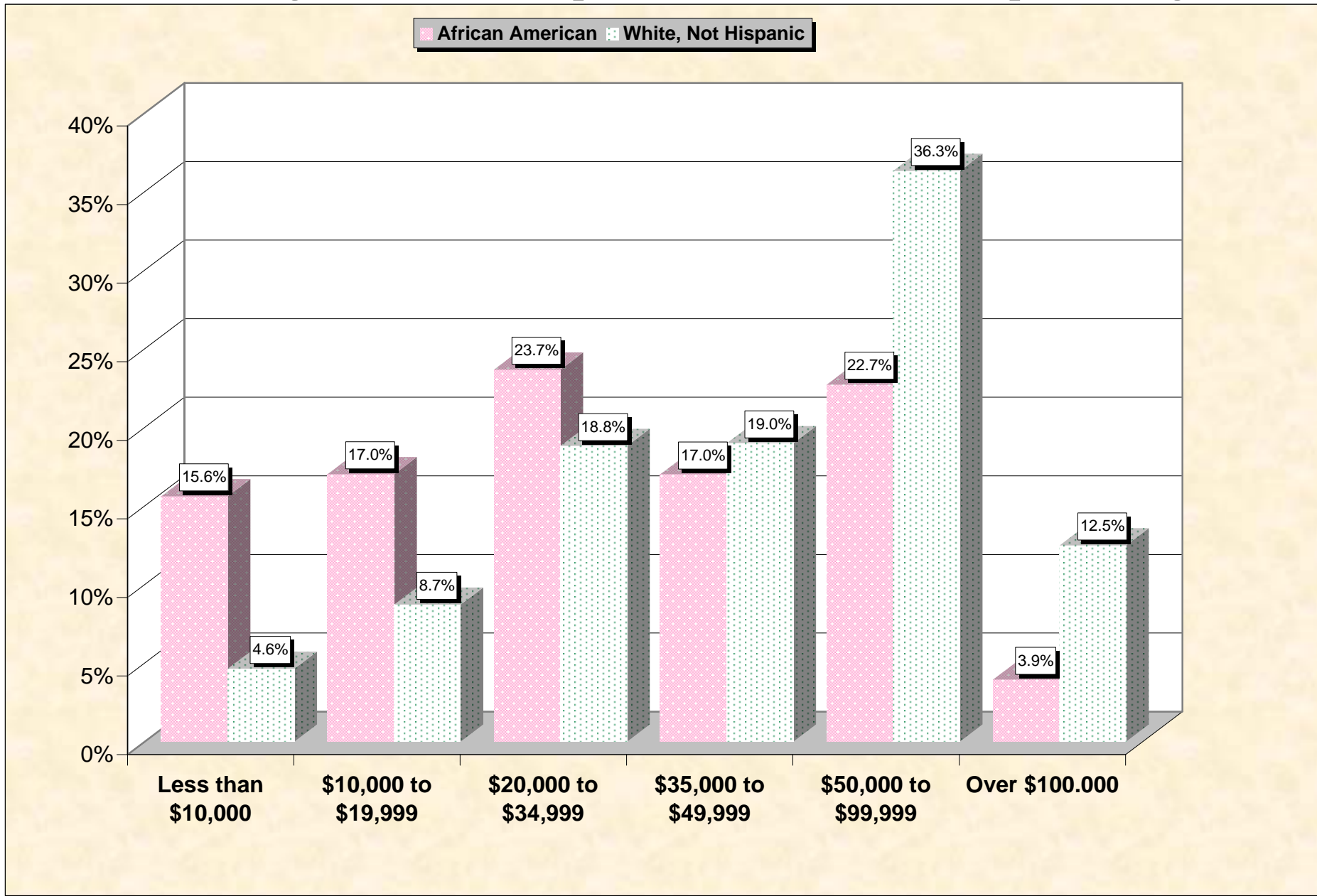
Chart 5 -- Labor Force Participation (Civilian Labor Force) Norfolk--Virginia Beach--Newport News, VA--NC MSA (part); Virginia



Note: Labor force participation rate is defined as a percentage of the civilian population over 16.

Source: Data Set: Census 2000 Summary File 3 (SF 3) - Sample Data -- P150B. SEX BY EMPLOYMENT STATUS FOR THE POPULATION 16 YEARS AND OVER (BLACK OR AFRICAN AMERICAN ALONE) [15] - Universe: Black or African American alone 16 years and over; P150I. SEX BY EMPLOYMENT STATUS FOR THE POPULATION 16 YEARS AND OVER (WHITE ALONE, NOT HISPANIC OR LATINO) [15] - Universe: White alone, not Hispanic or Latino population 16 years and over

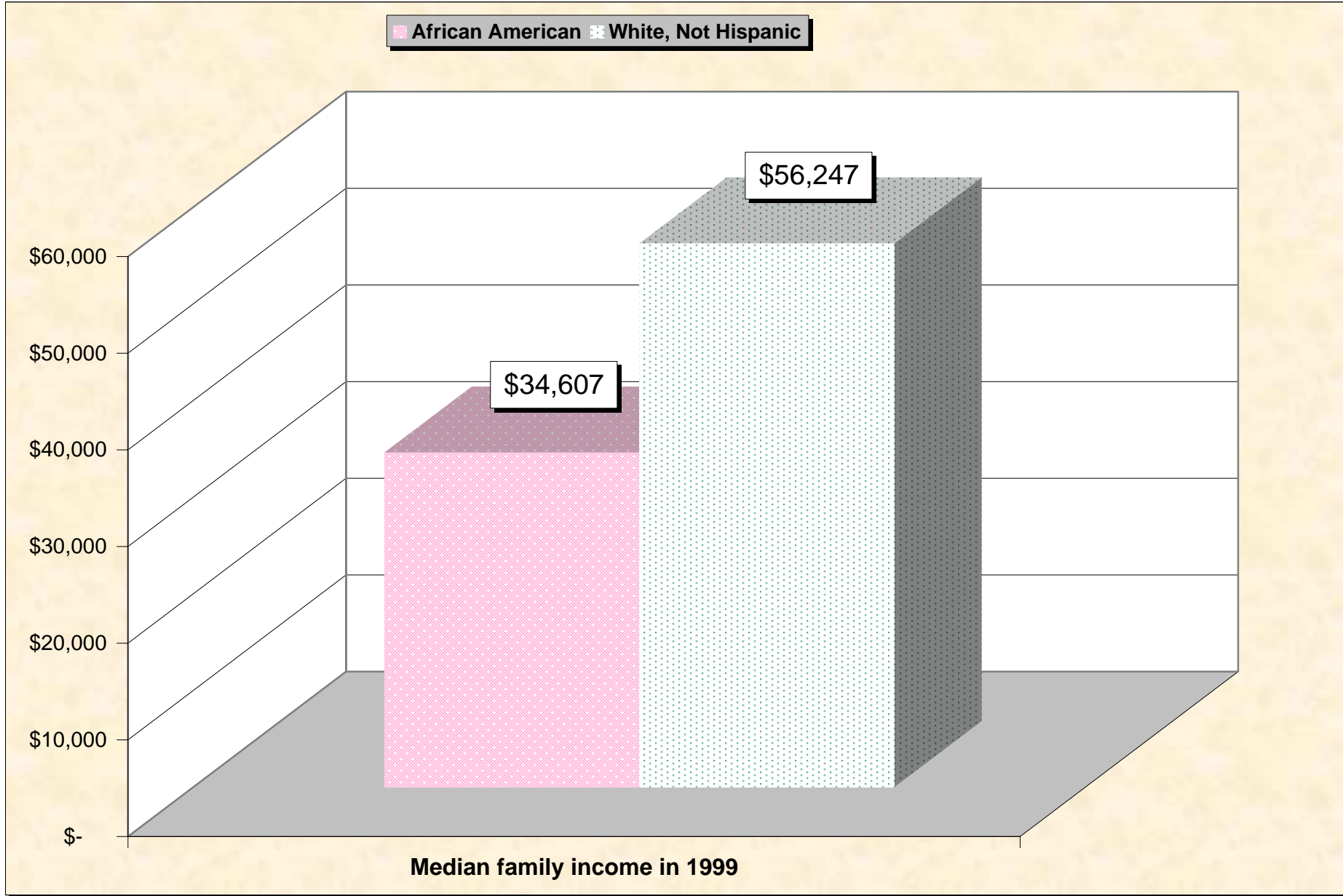
Chart 6 -- Household Income in 1999 Norfolk--Virginia Beach--Newport News, VA--NC MSA (part); Virginia



Source: Data Set: Census 2000 Summary File 3 (SF 3) - Sample Data -- P151B. HOUSEHOLD INCOME IN 1999 (BLACK OR AFRICAN AMERICAN ALONE HOUSEHOLDER) [17] - Universe: Households with a householder who is Black or African American alone; P151I. HOUSEHOLD INCOME IN 1999 (WHITE ALONE, NOT HISPANIC OR LATINO HOUSEHOLDER) [17] - Universe: Households with a householder who is White alone, not Hispanic or Latino

Chart 7 -- Median Family Income In 1999

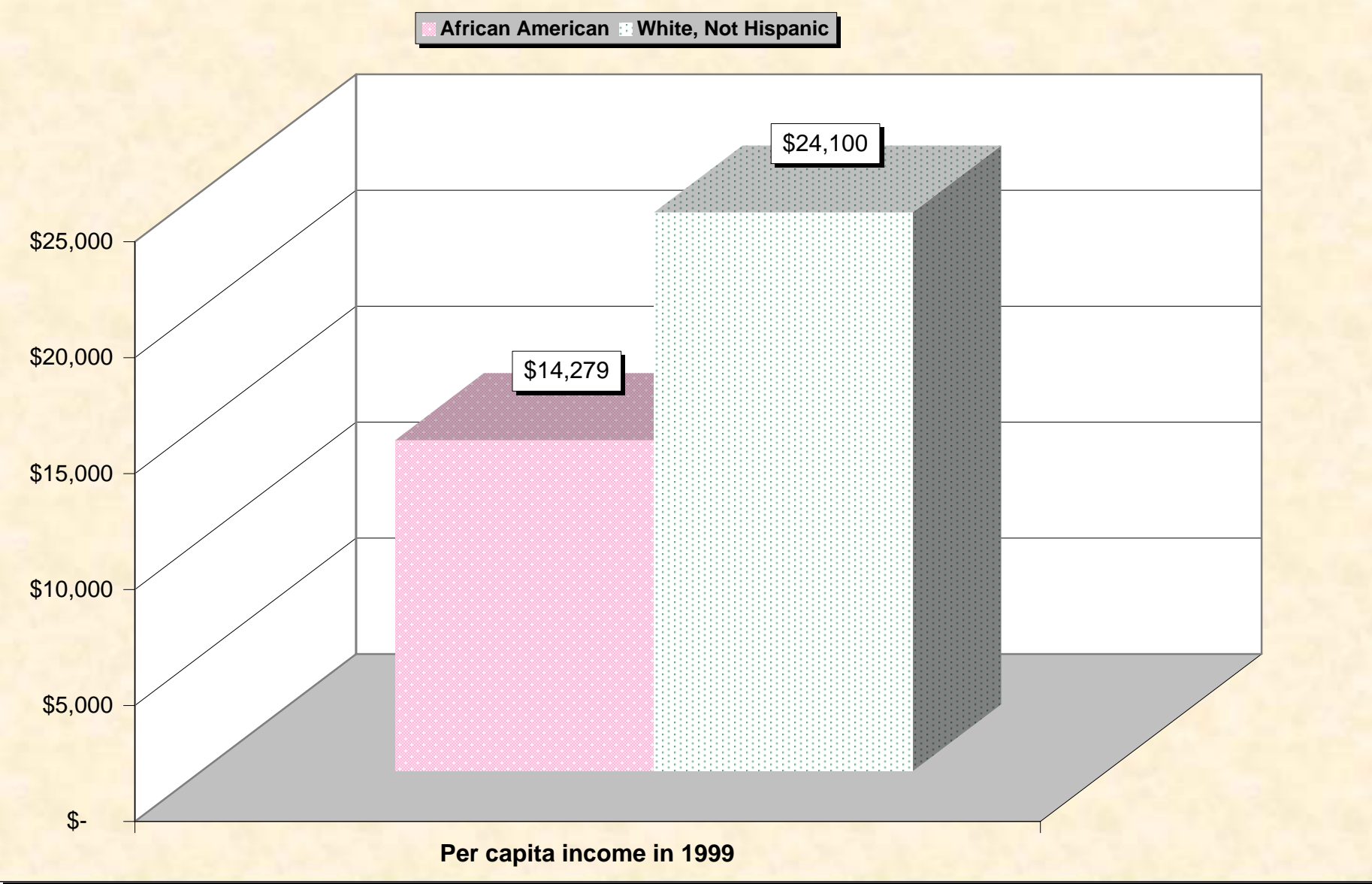
Norfolk--Virginia Beach--Newport News, VA--NC MSA (part); Virginia



Source: Data Set: Census 2000 Summary File 3 (SF 3) - Sample Data -- P155B. MEDIAN FAMILY INCOME IN 1999 (DOLLARS) (BLACK OR AFRICAN AMERICAN ALONE HOUSEHOLDER) [1] - Universe: Families with a householder who is Black or African American alone ; P155I. MEDIAN FAMILY INCOME IN 1999 (DOLLARS) (WHITE ALONE, NOT HISPANIC OR LATINO HOUSEHOLDER) [1] - Universe: Families with a householder who is White alone, not Hispanic or Latino

Chart 8 -- Per Capita Income In 1999

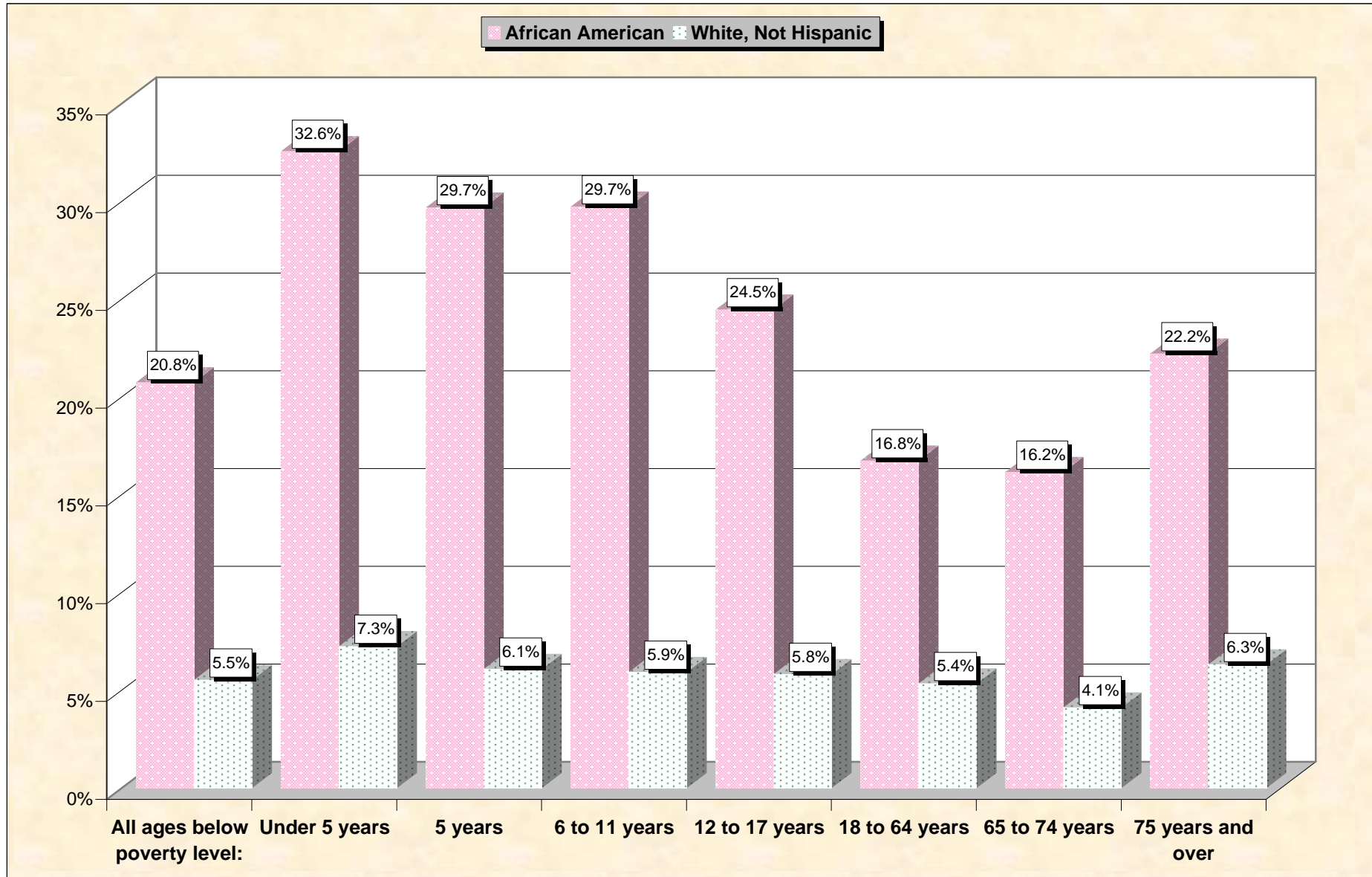
Norfolk--Virginia Beach--Newport News, VA--NC MSA (part); Virginia



Source: Data Set: Census 2000 Summary File 3 (SF 3) - Sample Data -- P157B. PER CAPITA INCOME IN 1999 (DOLLARS) (BLACK OR AFRICAN AMERICAN ALONE) [1] - Universe: Black or African American alone; P157I. PER CAPITA INCOME IN 1999 (DOLLARS) (WHITE ALONE, NOT HISPANIC OR LATINO) [1] - Universe: White alone, not Hispanic or Latino population

Chart 9 -- Income in 1999 Below Poverty Level by Age

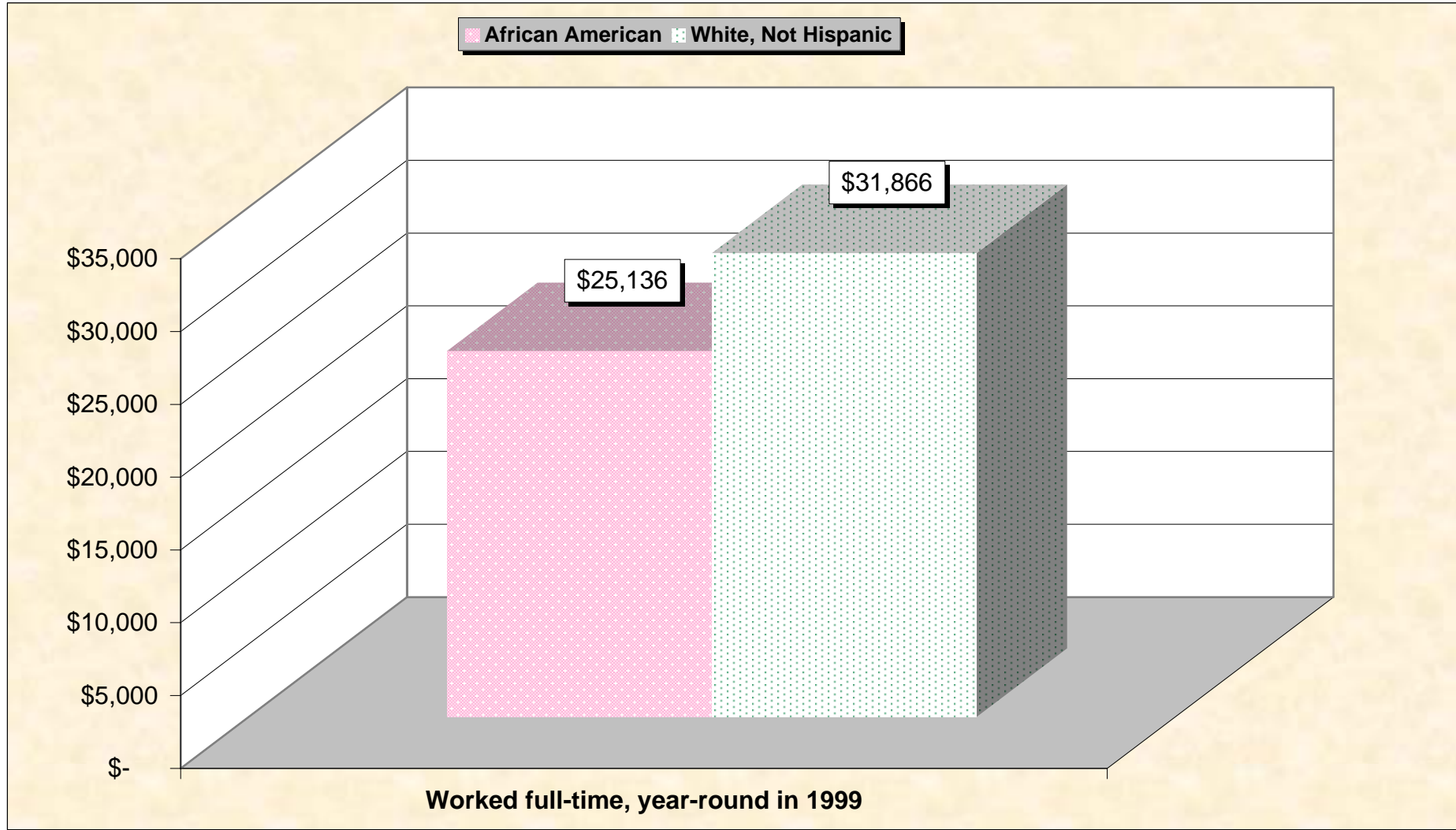
Norfolk--Virginia Beach--Newport News, VA--NC MSA (part); Virginia



Source: Data Set: Census 2000 Summary File 3 (SF 3) - Sample Data -- P159B. POVERTY STATUS IN 1999 BY AGE (BLACK OR AFRICAN AMERICAN ALONE) [17] - Universe: Black or African American alone for whom poverty status is determined;P159I. POVERTY STATUS IN 1999 BY AGE (WHITE ALONE, NOT HISPANIC OR LATINO) [17] - Universe: White alone, not Hispanic or Latino population for whom poverty status is determined.

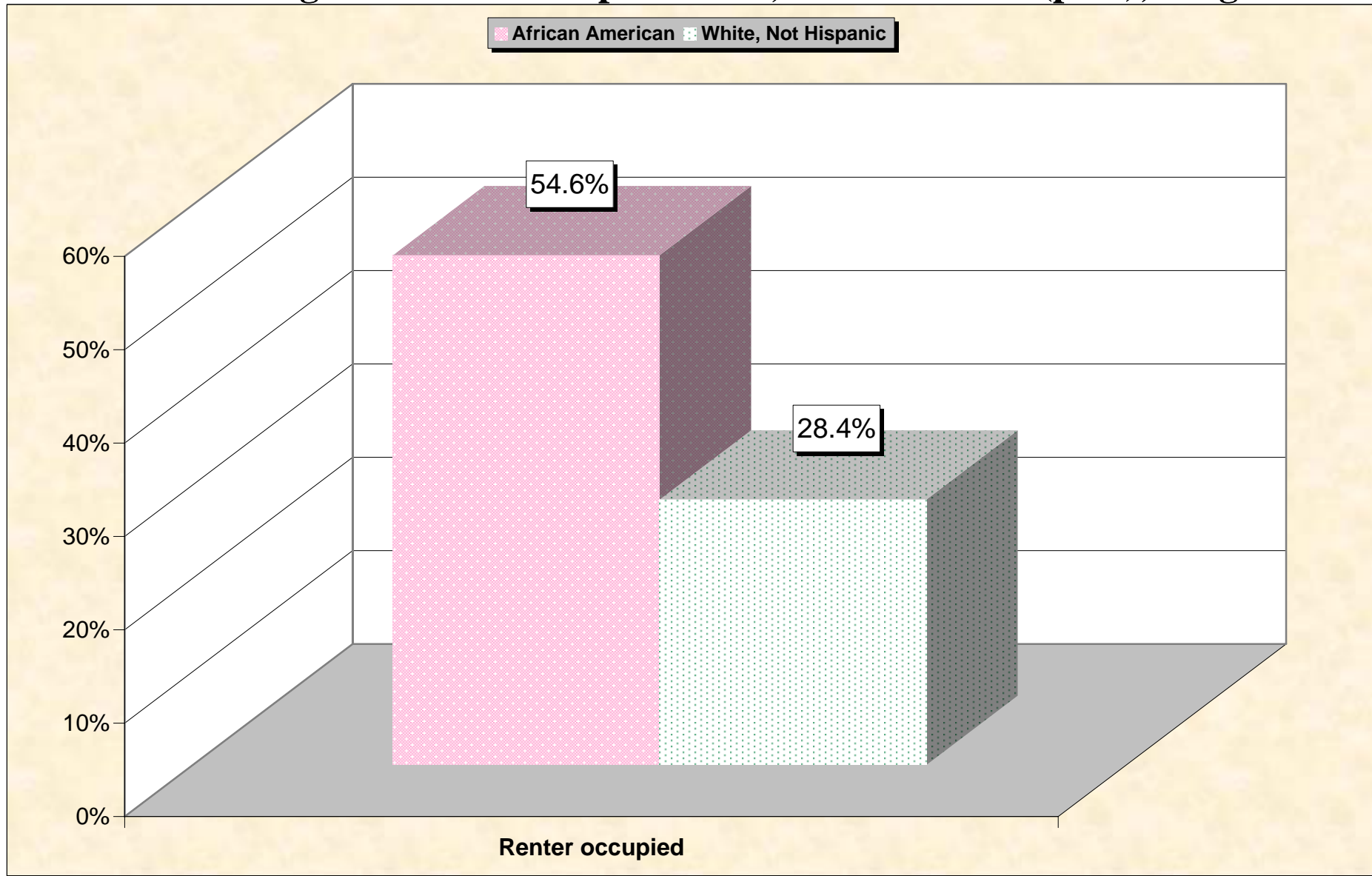
Chart 10 -- Median Earnings in 1999

Norfolk--Virginia Beach--Newport News, VA--NC MSA (part); Virginia



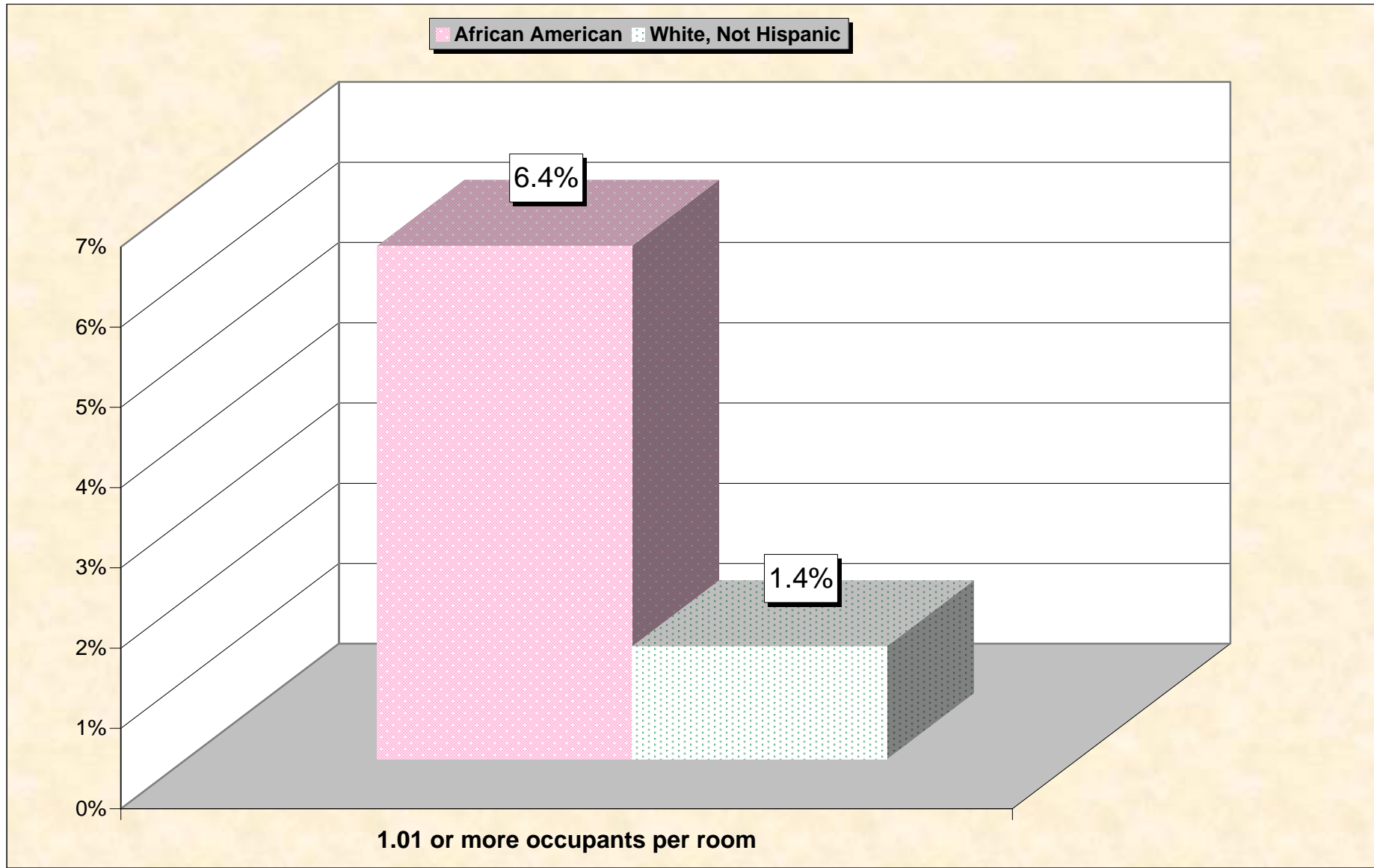
Source: Data Set: Census 2000 Summary File 3 (SF 3) - Sample Data -- PCT74B. MEDIAN EARNINGS IN 1999 (DOLLARS) BY WORK EXPERIENCE IN 1999 BY SEX FOR THE POPULATION 16 YEARS AND OVER WITH EARNINGS (BLACK OR AFRICAN AMERICAN ALONE) [6] - Universe: Black or African American alone 16 years and over with earnings in 1999; PCT74I. MEDIAN EARNINGS IN 1999 (DOLLARS) BY WORK EXPERIENCE IN 1999 BY SEX FOR THE POPULATION 16 YEARS AND OVER WITH EARNINGS (WHITE ALONE, NOT HISPANIC OR LATINO) [6] - Universe: White alone, not Hispanic or Latino population 16 years and over with earnings in 1999

Chart 11 -- Renter-Occupied Housing Norfolk--Virginia Beach--Newport News, VA--NC MSA (part); Virginia



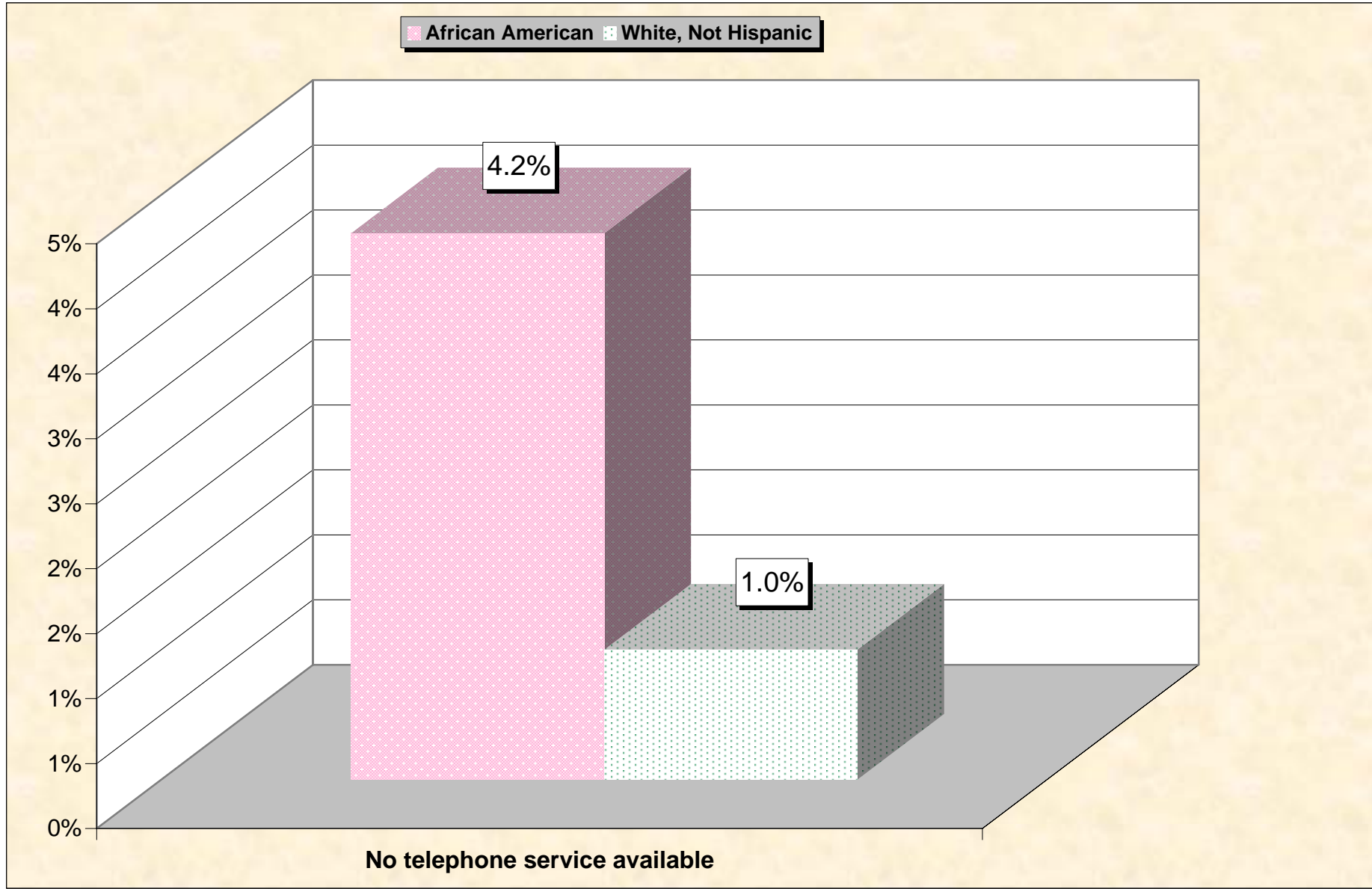
Source: Data Set: Census 2000 Summary File 3 (SF 3) - Sample Data -- H11. TENURE BY RACE OF HOUSEHOLDER [17] - Universe: Occupied housing units; H13. TENURE (WHITE ALONE, NOT HISPANIC OR LATINO HOUSEHOLDER) [3] - Universe: Occupied housing units with a householder who is White alone, not Hispanic or Latino.

Chart 12 -- Occupants Per Room (Crowding) by Household Norfolk--Virginia Beach--Newport News, VA--NC MSA (part); Virginia



Source: Data Set: Census 2000 Summary File 3 (SF 3) - Sample Data -- HCT29B. OCCUPANTS PER ROOM (BLACK OR AFRICAN AMERICAN ALONE HOUSEHOLDER) [3] - Universe: Occupied housing units with a householder who is Black or African American alone; HCT29I. OCCUPANTS PER ROOM (WHITE ALONE, NOT HISPANIC OR LATINO HOUSEHOLDER) [3] - Universe: Occupied housing units with a householder who is White alone, not Hispanic or Latino

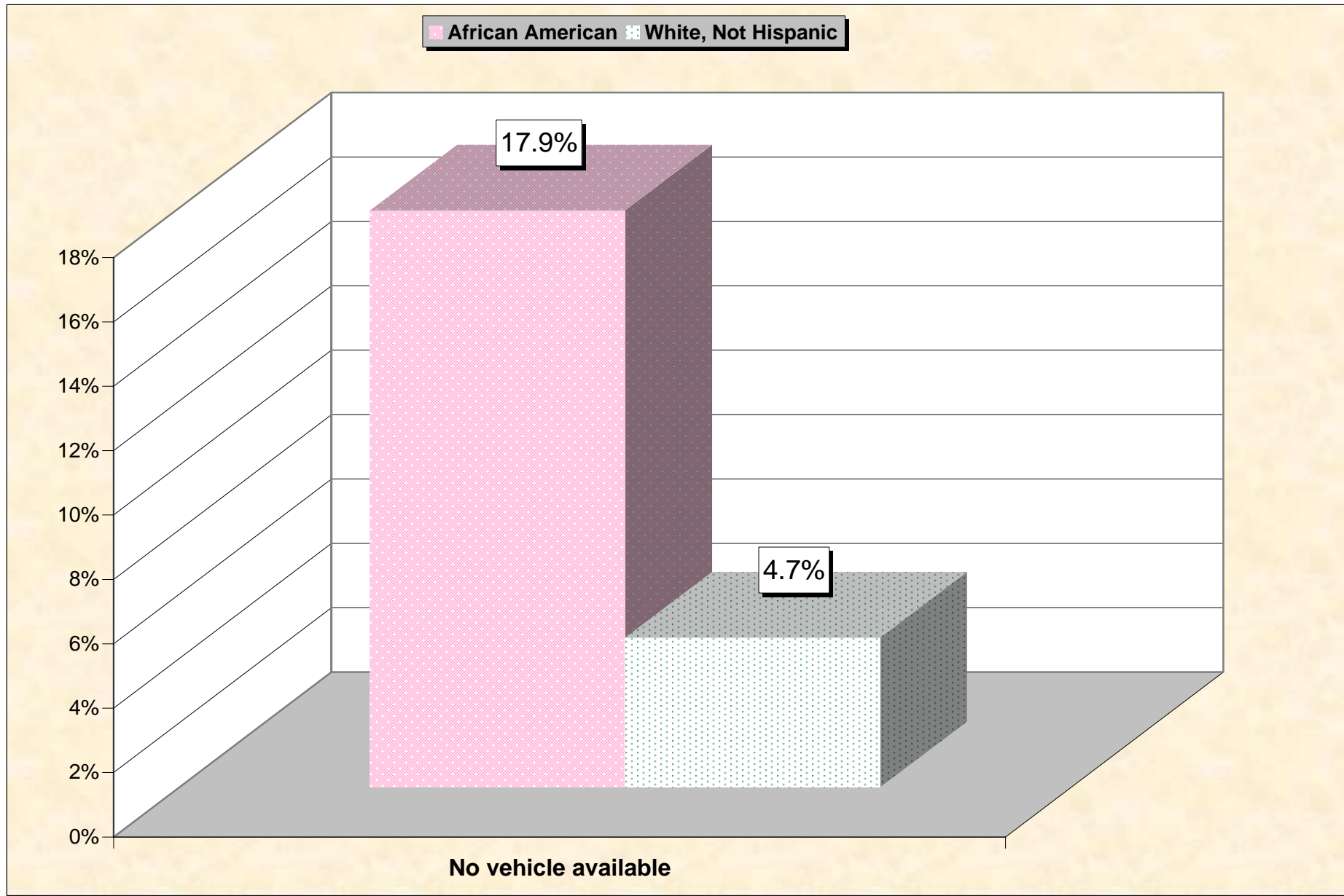
Chart 13 -- Lack of Telephone Service by Household Norfolk--Virginia Beach--Newport News, VA--NC MSA (part); Virginia



Source: Data Set: Census 2000 Summary File 3 (SF 3) - Sample Data -- HCT32B. TELEPHONE SERVICE AVAILABLE (BLACK OR AFRICAN AMERICAN ALONE HOUSEHOLDER) [3] - Universe: Occupied housing units with a householder who is Black or African American alone; HCT32I. TELEPHONE SERVICE AVAILABLE (WHITE ALONE, NOT HISPANIC OR LATINO HOUSEHOLDER) [3] - Universe: Occupied housing units with a householder who is White alone, not Hispanic or Latino

Chart 14 -- Lack of Vehicle By Household

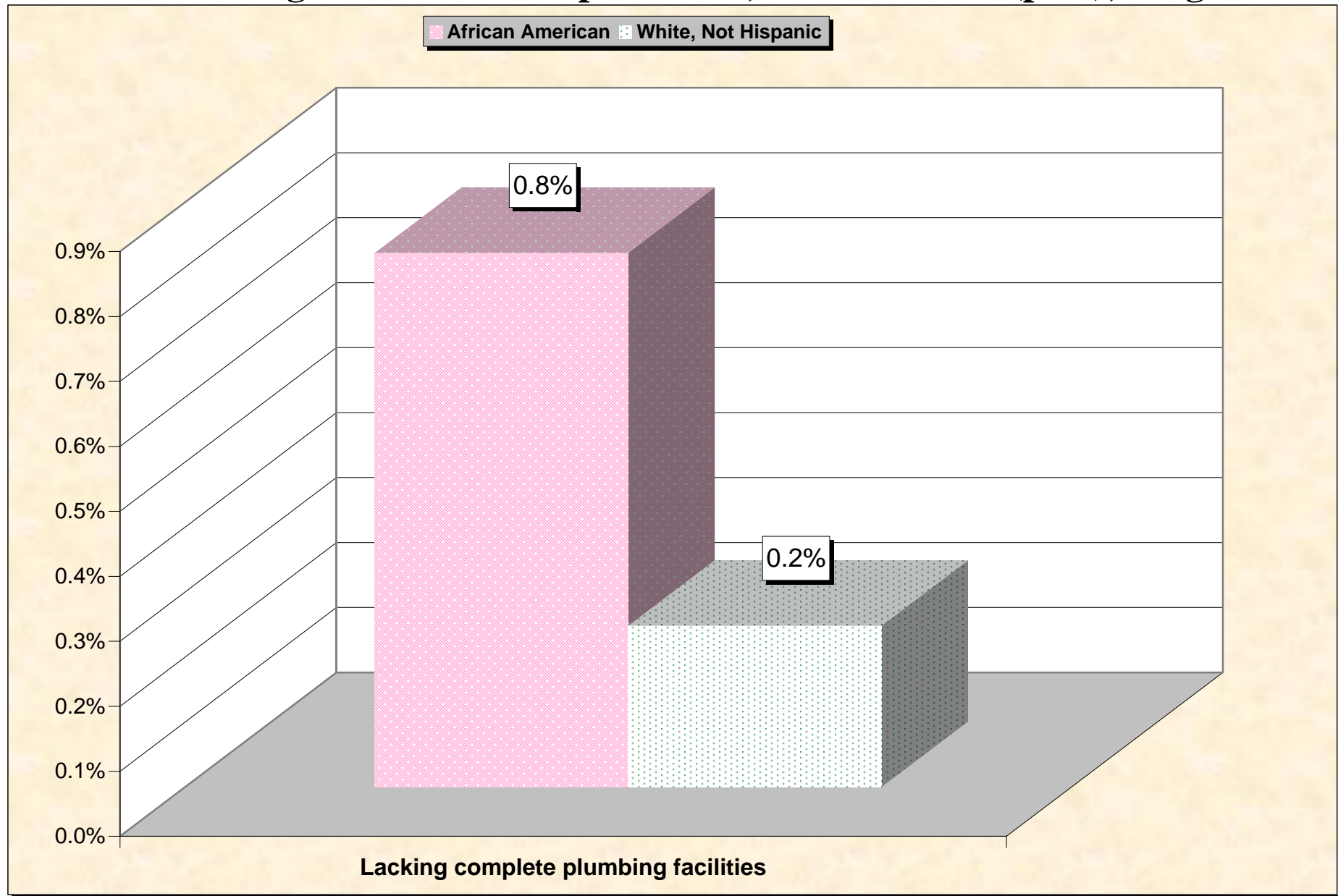
Norfolk--Virginia Beach--Newport News, VA--NC MSA (part); Virginia



Source: Data Set: Census 2000 Summary File 3 (SF 3) - Sample Data -- HCT33B. VEHICLES AVAILABLE (BLACK OR AFRICAN AMERICAN ALONE HOUSEHOLDER) [3] - Universe: Occupied housing units with a householder who is Black or African American alone;; HCT33I. VEHICLES AVAILABLE (WHITE ALONE, NOT HISPANIC OR LATINO HOUSEHOLDER) [3] - Universe: Occupied housing units with a householder who is White alone, not Hispanic or Latino

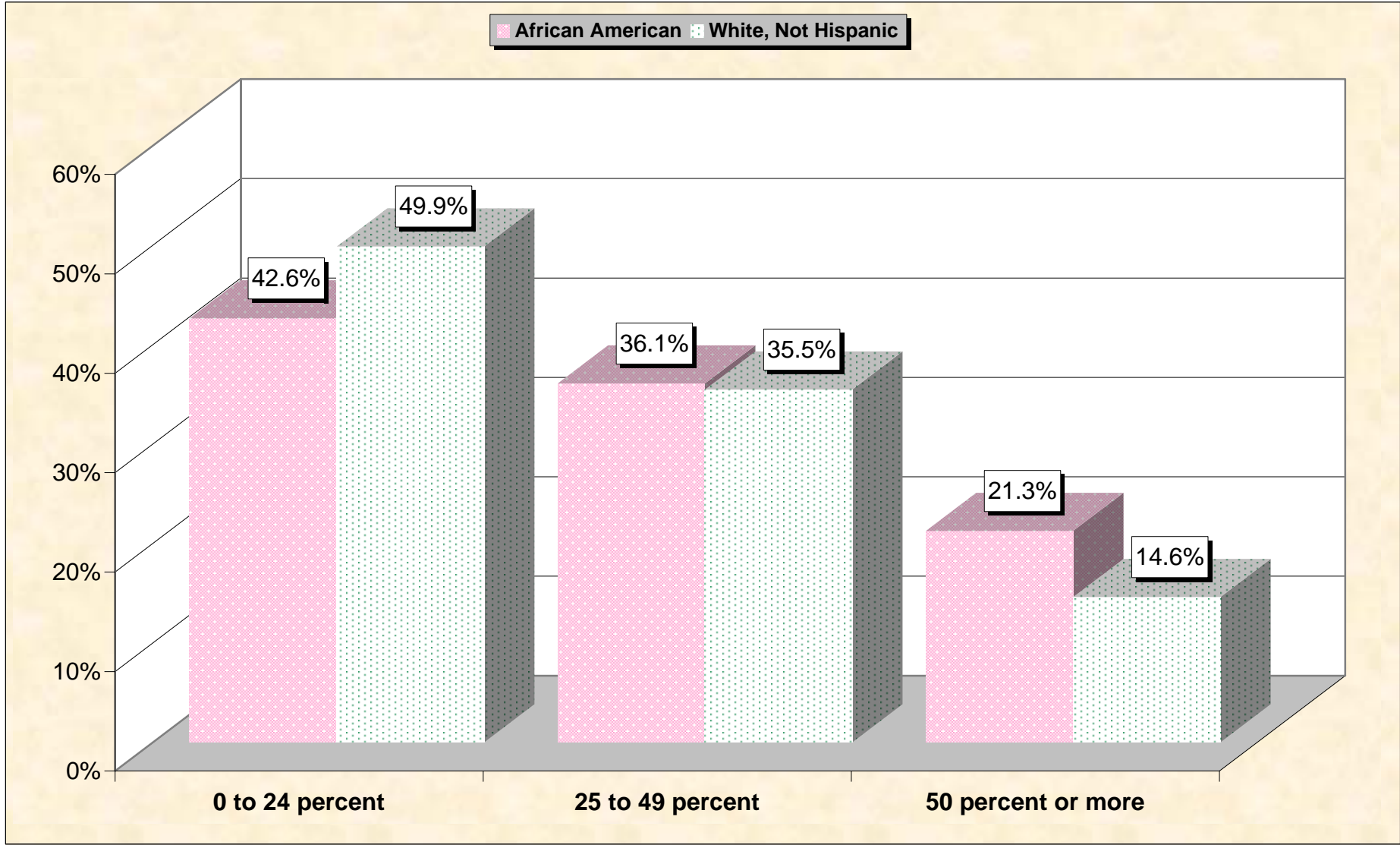
Chart 15 -- Lack of Plumbing By Household

Norfolk--Virginia Beach--Newport News, VA--NC MSA (part); Virginia



Source: Data Set: Census 2000 Summary File 3 (SF 3) - Sample Data -- HCT34B. PLUMBING FACILITIES (BLACK OR AFRICAN AMERICAN ALONE HOUSEHOLDER) [3] - Universe: Occupied housing units with a householder who is Black or African American alone; HCT34I. PLUMBING FACILITIES (WHITE ALONE, NOT HISPANIC OR LATINO HOUSEHOLDER) [3] - Universe: Occupied housing units with a householder who is White alone, not Hispanic or Latino.

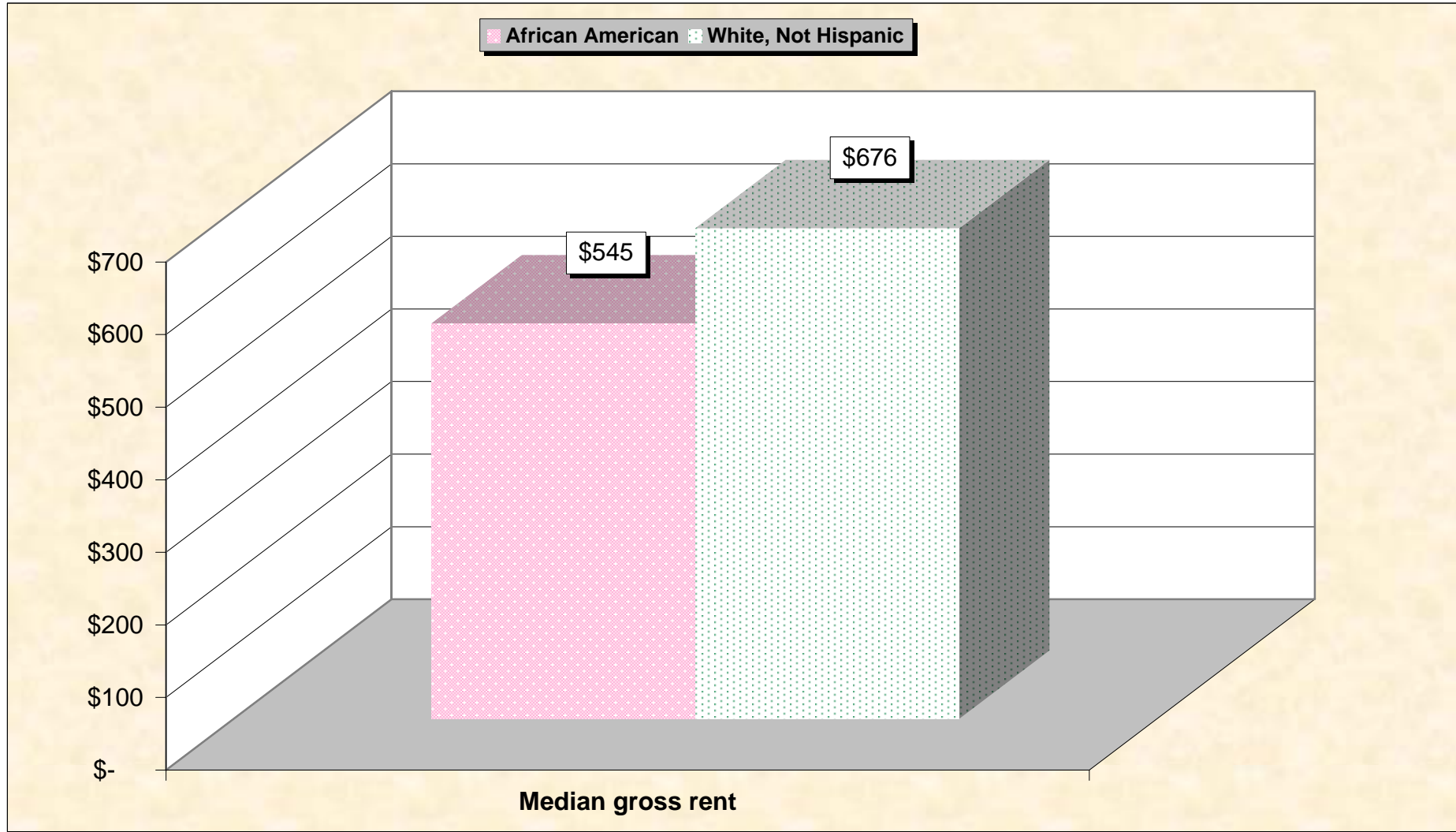
**Chart 16 -- Gross Rent as a Percentage of Household Income in 1999
Norfolk--Virginia Beach--Newport News, VA--NC MSA (part); Virginia**



Source: Data Set: Census 2000 Summary File 3 (SF 3) - Sample Data -- HCT39B. GROSS RENT AS A PERCENTAGE OF HOUSEHOLD INCOME IN 1999 (BLACK OR AFRICAN AMERICAN ALONE HOUSEHOLDER) [11] - Universe: Specified renter-occupied housing units with a householder who is Black or African American alone; HCT39I. GROSS RENT AS A PERCENTAGE OF HOUSEHOLD INCOME IN 1999 (WHITE ALONE, NOT HISPANIC OR LATINO HOUSEHOLDER) [11] - Universe: Specified renter-occupied housing units with a householder who is White alone, not Hispanic or Latino.

Chart 17 -- Median Gross Rent By Household

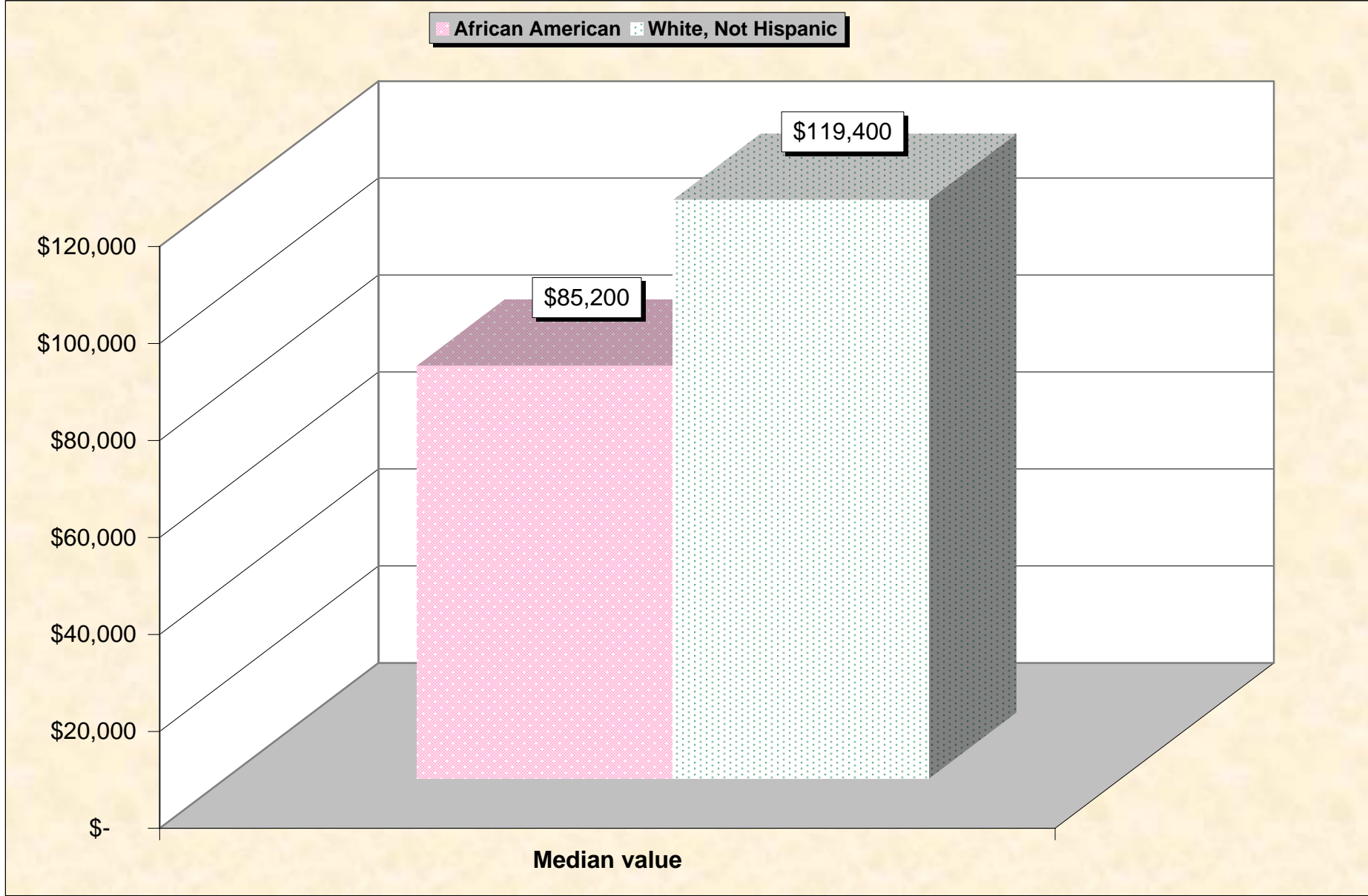
Norfolk--Virginia Beach--Newport News, VA--NC MSA (part); Virginia



Source: Data Set: Census 2000 Summary File 3 (SF 3) - Sample Data -- HCT37B. MEDIAN GROSS RENT (DOLLARS) (BLACK OR AFRICAN AMERICAN ALONE HOUSEHOLDER) [1] - Universe: Specified renter-occupied housing units paying cash rent with a householder who is Black or African American alone; HCT37I. MEDIAN GROSS RENT (DOLLARS) (WHITE ALONE, NOT HISPANIC OR LATINO HOUSEHOLDER) [1] - Universe: Specified renter-occupied housing units paying cash rent with a householder who is White alone, not Hispanic or Latino

Chart 18 -- Median Home Value By Household

Norfolk--Virginia Beach--Newport News, VA--NC MSA (part); Virginia



Source: Data Set: Census 2000 Summary File 3 (SF 3) - Sample Data -- HCT42B. MEDIAN VALUE (DOLLARS) (BLACK OR AFRICAN AMERICAN ALONE HOUSEHOLDER) [1] - Universe: Specified owner-occupied housing units with a householder who is Black or African American alone; HCT42I. MEDIAN VALUE (DOLLARS) (WHITE ALONE, NOT HISPANIC OR LATINO HOUSEHOLDER) [1] - Universe: Specified owner-occupied housing units with a householder who is White alone, not Hispanic or Latino

HOUSEHOLDS BY AGE OF HOUSEHOLDER BY HOUSEHOLD TYPE (INCLUDING LIVING ALONE) BY PRESENCE OF OWN CHILDREN UNDER 18 YEARS

source data for Chart 1

	African American Norfolk--Virginia Beach--Newport	White, Not Hispanic Norfolk--Virginia Beach--Newport
Total:	168,781	368,065
Householder 15 to 64 years:	142,583	295,784
Family households:	105,384	215,571
Married-couple family:	54,597	179,310
With own children under 18 years	33,145	96,598
No own children under 18 years	21,452	82,712
Other family:	50,787	36,261
Male householder, no wife present:	7,613	10,500
With own children under 18 years	4,559	6,643
No own children under 18 years	3,054	3,857
Female householder, no husband present:	43,174	25,761
With own children under 18 years	31,665	18,260
No own children under 18 years	11,509	7,501
Nonfamily households:	37,199	80,213
Householder living alone	29,194	56,946
Householder not living alone	8,005	23,267
Householder 65 years and over:	26,198	72,281
Family households:	14,163	40,779
Married-couple family:	8,069	34,466
With own children under 18 years	273	202
No own children under 18 years	7,796	34,264
Other family:	6,094	6,313
Male householder, no wife present:	1,050	1,281
With own children under 18 years	66	26
No own children under 18 years	984	1,255
Female householder, no husband present:	5,044	5,032
With own children under 18 years	60	9
No own children under 18 years	4,984	5,023
Nonfamily households:	12,035	31,502
Householder living alone	11,362	30,395
Householder not living alone	673	1,107

Source: Data Set: Census 2000 Summary File 3 (SF 3) - Sample Data - P146B. HOUSEHOLDS BY AGE OF HOUSEHOLDER BY HOUSEHOLD TYPE (INCLUDING LIVING ALONE) BY PRESENCE OF OWN CHILDREN UNDER 18 YEARS (BLACK OR AFRICAN AMERICAN ALONE HOUSEHOLDER) [31] - Universe: Households with a householder who is Black or African American alone; P146I. HOUSEHOLDS BY AGE OF HOUSEHOLDER BY HOUSEHOLD TYPE (INCLUDING LIVING ALONE) BY PRESENCE OF OWN CHILDREN UNDER 18 YEARS (WHITE ALONE, NOT HISPANIC OR LATINO HOUSEHOLDER) [31] - Universe: Households with a householder who is White alone, not Hispanic or Latino.

SCHOOL ENROLLMENT BY LEVEL OF SCHOOL BY TYPE OF SCHOOL FOR THE POPULATION 3 YEARS AND OVER

source data for Chart 2

	African American Norfolk--Virginia Beach--Newport	White, Not Hispanic Norfolk--Virginia Beach--Newport
Total:	459,120	908,204
Enrolled in nursery school, preschool:	10,189	15,937
Public school	7,242	5,055
Private school	2,947	10,882
Enrolled in kindergarten:	8,949	12,723
Public school	7,947	9,724
Private school	1,002	2,999
Enrolled in grade 1 to grade 8:	72,987	101,665
Public school	70,060	87,853
Private school	2,927	13,812
Enrolled in grade 9 to grade 12:	32,737	48,264
Public school	31,801	43,282
Private school	936	4,982
Enrolled in college:	33,924	56,915
Public school	24,474	46,128
Private school	9,450	10,787
Not enrolled in school	300,334	672,700

Source: Data Set: Census 2000 Summary File 3 (SF 3) - Sample Data - P146B. HOUSEHOLDS BY AGE OF HOUSEHOLDER BY HOUSEHOLD TYPE (INCLUDING LIVING ALONE) BY PRESENCE OF OWN CHILDREN UNDER 18 YEARS (BLACK OR AFRICAN AMERICAN ALONE HOUSEHOLDER) [31] - Universe: Households with a householder who is Black or African American alone; P146I. HOUSEHOLDS BY AGE OF HOUSEHOLDER BY HOUSEHOLD TYPE (INCLUDING LIVING ALONE) BY PRESENCE OF OWN CHILDREN UNDER 18 YEARS (WHITE ALONE, NOT HISPANIC OR LATINO HOUSEHOLDER) [31] - Universe: Households with a householder who is White alone, not Hispanic or Latino.

SEX BY EDUCATIONAL ATTAINMENT FOR THE POPULATION 25 YEARS AND OVER

source data for Chart 3

	African American Norfolk--Virginia Beach--Newport	White, Not Hispanic Norfolk--Virginia Beach--Newport
Total:	272,515	630,154
Male:	121,669	308,638
Less than 9th grade	9,514	8,617
9th to 12th grade, no diploma	20,927	23,915
High school graduate (includes equivalency)	38,875	80,961
Some college, no degree	31,599	81,415
Associate degree	6,574	21,626
Bachelor's degree	9,497	55,085
Graduate or professional degree	4,683	37,019
Female:	150,846	321,516
Less than 9th grade	11,372	8,985
9th to 12th grade, no diploma	25,915	28,193
High school graduate (includes equivalency)	39,639	92,872
Some college, no degree	40,679	84,293
Associate degree	8,753	23,499
Bachelor's degree	16,735	56,054
Graduate or professional degree	7,753	27,620

Source: Data Set: Census 2000 Summary File 3 (SF 3) - Sample Data -- P148B. SEX BY EDUCATIONAL ATTAINMENT FOR THE POPULATION 25 YEARS AND OVER (BLACK OR AFRICAN AMERICAN ALONE) [17] - Universe: Black or African American alone 25 years and over; P148I. SEX BY EDUCATIONAL ATTAINMENT FOR THE POPULATION 25 YEARS AND OVER (WHITE ALONE, NOT HISPANIC OR LATINO) [17] - Universe: White alone, not Hispanic or Latino population 25 years and over.

SEX BY EMPLOYMENT STATUS FOR THE POPULATION 16 YEARS AND OVER

source data for Charts 4 and 5

	African American Norfolk--Virginia Beach--Newport	White, Not Hispanic Norfolk--Virginia Beach--Newport
Total:	348,281	748,654
Male:	159,518	374,140
In labor force:	109,307	289,479
In Armed Forces	18,376	50,562
Civilian:	90,931	238,917
Employed	81,709	230,354
Unemployed	9,222	8,563
Not in labor force	50,211	84,661
Female:	188,763	374,514
In labor force:	118,309	225,053
In Armed Forces	4,860	6,748
Civilian:	113,449	218,305
Employed	102,851	209,219
Unemployed	10,598	9,086
Not in labor force	70,454	149,461

Source: Data Set: Census 2000 Summary File 3 (SF 3) - Sample Data -- P150B. SEX BY EMPLOYMENT STATUS FOR THE POPULATION 16 YEARS AND OVER (BLACK OR AFRICAN AMERICAN ALONE) [15] - Universe: Black or African American alone 16 years and over; P150I. SEX BY EMPLOYMENT STATUS FOR THE POPULATION 16 YEARS AND OVER (WHITE ALONE, NOT HISPANIC OR LATINO) [15] - Universe: White alone, not Hispanic or Latino population 16 years and over

HOUSEHOLD INCOME IN 1999

source data for Chart 6

	African American Norfolk--Virginia Beach--Newport	White, Not Hispanic Norfolk--Virginia Beach--Newport
Total:	168,781	368,065
Less than \$10,000	26,362	17,081
\$10,000 to \$14,999	14,364	15,460
\$15,000 to \$19,999	14,369	16,650
\$20,000 to \$24,999	14,451	20,763
\$25,000 to \$29,999	13,370	23,728
\$30,000 to \$34,999	12,136	24,788
\$35,000 to \$39,999	10,395	24,792
\$40,000 to \$44,999	9,348	23,613
\$45,000 to \$49,999	8,967	21,508
\$50,000 to \$59,999	13,935	40,256
\$60,000 to \$74,999	13,813	47,682
\$75,000 to \$99,999	10,605	45,763
\$100,000 to \$124,999	3,311	21,805
\$125,000 to \$149,999	1,437	9,893
\$150,000 to \$199,999	893	7,164
\$200,000 or more	1,025	7,119

Source: Data Set: Census 2000 Summary File 3 (SF 3) - Sample Data -- P151B. HOUSEHOLD INCOME IN 1999 (BLACK OR AFRICAN AMERICAN ALONE HOUSEHOLDER) [17] - Universe: Households with a householder who is Black or African American alone; P151I. HOUSEHOLD INCOME IN 1999 (WHITE ALONE, NOT HISPANIC OR LATINO HOUSEHOLDER) [17] - Universe: Households with a householder who is White alone, not Hispanic or Latino

MEDIAN FAMILY INCOME IN 1999

source data for Chart 7

	African American Norfolk--Virginia Beach--Newport	White, Not Hispanic Norfolk--Virginia Beach--Newport
Median family income in 1999	\$ 34,607	\$ 56,247

Source: Data Set: Census 2000 Summary File 3 (SF 3) - Sample Data -- P155B. MEDIAN FAMILY INCOME IN 1999 (DOLLARS) (BLACK OR AFRICAN AMERICAN ALONE HOUSEHOLDER) [1] - Universe: Families with a householder who is Black or African American alone ; P155I. MEDIAN FAMILY INCOME IN 1999 (DOLLARS) (WHITE ALONE, NOT HISPANIC OR LATINO HOUSEHOLDER) [1] - Universe: Families with a householder who is White alone, not Hispanic or Latino

PER CAPITA INCOME IN 1999

source data for Chart 8

	African American Norfolk--Virginia Beach--Newport	White, Not Hispanic Norfolk--Virginia Beach--Newport
Per capita income in 1999	\$ 14,279	\$ 24,100

Source: Data Set: Census 2000 Summary File 3 (SF 3) - Sample Data -- P157B. PER CAPITA INCOME IN 1999 (DOLLARS) (BLACK OR AFRICAN AMERICAN ALONE) [1] - Universe: Black or African American alone; P157I. PER CAPITA INCOME IN 1999 (DOLLARS) (WHITE ALONE, NOT HISPANIC OR LATINO) [1] - Universe: White alone, not Hispanic or Latino population

POVERTY STATUS IN 1999 BY AGE

source data for Chart 9

	African American Norfolk--Virginia Beach--Newport	White, Not Hispanic Norfolk--Virginia Beach--Newport
Total:	456,069	906,577
Income in 1999 below poverty level:	94,654	50,162
Under 5 years	12,084	4,047
5 years	2402	692
6 to 11 years	15,821	4,447
12 to 17 years	11,684	4,253
18 to 64 years	45,604	31,154
65 to 74 years	3595	2,536
75 years and over	3464	3,033
Income in 1999 at or above poverty level:	361,415	856,415
Under 5 years	25,010	51,715
5 years	5687	10,654
6 to 11 years	37,367	70,394
12 to 17 years	36,055	68,730
18 to 64 years	226,539	551,135
65 to 74 years	18,633	58,927
75 years and over	12124	44,860

Source: Data Set: Census 2000 Summary File 3 (SF 3) - Sample Data -- P159B. POVERTY STATUS IN 1999 BY AGE (BLACK OR AFRICAN AMERICAN ALONE) [17] - Universe: Black or African American alone for whom poverty status is determined;P159I. POVERTY STATUS IN 1999 BY AGE (WHITE ALONE, NOT HISPANIC OR LATINO) [17] - Universe: White alone, not Hispanic or Latino population for whom poverty status is determined.

MEDIAN EARNINGS IN 1999

source data for Chart 10

	African American Norfolk--Virginia Beach--Newport	White, Not Hispanic Norfolk--Virginia Beach--Newport
Median earnings in 1999 --		
Worked full-time, year-round in 1999 --		
Total	\$ 25,136	\$ 31,866
Male	\$ 27,362	\$ 36,142
Female	\$ 21,988	\$ 26,546
Other --		
Total	\$ 9,279	\$ 10,146
Male	\$ 10,567	\$ 11,558
Female	\$ 8,538	\$ 9,189

Source: Data Set: Census 2000 Summary File 3 (SF 3) - Sample Data -- PCT74B. MEDIAN EARNINGS IN 1999 (DOLLARS) BY WORK EXPERIENCE IN 1999 BY SEX FOR THE POPULATION 16 YEARS AND OVER WITH EARNINGS (BLACK OR AFRICAN AMERICAN ALONE) [6] - Universe: Black or African American alone 16 years and over with earnings in 1999; PCT74I. MEDIAN EARNINGS IN 1999 (DOLLARS) BY WORK EXPERIENCE IN 1999 BY SEX FOR THE POPULATION 16 YEARS AND OVER WITH EARNINGS (WHITE ALONE, NOT HISPANIC OR LATINO) [6] - Universe: White alone, not Hispanic or Latino population 16 years and over with earnings in 1999

TENURE BY RACE OF HOUSEHOLDER

source data for Chart 11

	Norfolk--Virginia Beach--Newport
Total:	570,757
Owner occupied:	358,181
Householder who is White alone	266,576
Householder who is Black or African American alone	76,536
Householder who is American Indian and Alaska Native alone	1,135
Householder who is Asian alone	7,926
Householder who is Native Hawaiian and Other Pacific Islander alone	167
Householder who is Some other race alone	1,684
Householder who is Two or more races	4,157
Renter occupied:	212,576
Householder who is White alone	107,433
Householder who is Black or African American alone	92,031
Householder who is American Indian and Alaska Native alone	1,030
Householder who is Asian alone	4,276
Householder who is Native Hawaiian and Other Pacific Islander alone	146
Householder who is Some other race alone	3,007
Householder who is Two or more races	4,653

White alone, not Hispanic

White, Not Hispanic

		Norfolk--Virginia Beach--Newport
Total:		368,157
Owner occupied		263,509
Renter occupied		104,648

Source: Data Set: Census 2000 Summary File 3 (SF 3) - Sample Data -- H11. TENURE BY RACE OF HOUSEHOLDER [17] - Universe: Occupied housing units; H13. TENURE (WHITE ALONE, NOT HISPANIC OR LATINO HOUSEHOLDER) [3] - Universe: Occupied housing units with a householder who is White alone, not Hispanic or Latino.

OCCUPANTS PER ROOM

source data for Chart 12

	African American Norfolk--Virginia Beach--Newport	White, Not Hispanic Norfolk--Virginia Beach--Newport
Total:	168,567	368,157
1.00 or less occupants per room	157,783	362,976
1.01 or more occupants per room	10,784	5,181

Source: Data Set: Census 2000 Summary File 3 (SF 3) - Sample Data -- HCT29B. OCCUPANTS PER ROOM (BLACK OR AFRICAN AMERICAN ALONE HOUSEHOLDER) [3] - Universe: Occupied housing units with a householder who is Black or African American alone; HCT29I. OCCUPANTS PER ROOM (WHITE ALONE, NOT HISPANIC OR LATINO HOUSEHOLDER) [3] - Universe: Occupied housing units with a householder who is White alone, not Hispanic or Latino

TELEPHONE SERVICE AVAILABLE

source data for Chart 13

	African American Norfolk--Virginia Beach--Newport	White, Not Hispanic Norfolk--Virginia Beach--Newport
Total:	168,567	368,157
With telephone service available	161,480	364,475
No telephone service available	7,087	3,682

Source: Data Set: Census 2000 Summary File 3 (SF 3) - Sample Data -- HCT32B. TELEPHONE SERVICE AVAILABLE (BLACK OR AFRICAN AMERICAN ALONE HOUSEHOLDER) [3] - Universe: Occupied housing units with a householder who is Black or African American alone; HCT32I. TELEPHONE SERVICE AVAILABLE (WHITE ALONE, NOT HISPANIC OR LATINO HOUSEHOLDER) [3] - Universe: Occupied housing units with a householder who is White alone, not Hispanic or Latino

VEHICLES AVAILABLE

source data for Chart 14

	African American Norfolk--Virginia Beach--Newport	White, Not Hispanic Norfolk--Virginia Beach--Newport
Total:	168,567	368,157
No vehicle available	30,209	17,125
1 or more vehicles available	138,358	351,032

Source: Data Set: Census 2000 Summary File 3 (SF 3) - Sample Data -- HCT33B. VEHICLES AVAILABLE (BLACK OR AFRICAN AMERICAN ALONE HOUSEHOLDER) [3] - Universe: Occupied housing units with a householder who is Black or African American alone;; HCT33I. VEHICLES AVAILABLE (WHITE ALONE, NOT HISPANIC OR LATINO HOUSEHOLDER) [3] - Universe: Occupied housing units with a householder who is White alone, not Hispanic or Latino

PLUMBING FACILITIES

source data for Chart 15

	African American Norfolk--Virginia Beach--Newport	White, Not Hispanic Norfolk--Virginia Beach--Newport
Total:	168,567	368,157
Complete plumbing facilities	167,181	367,242
Lacking complete plumbing facilities	1386	915

Source: Data Set: Census 2000 Summary File 3 (SF 3) - Sample Data -- HCT34B. PLUMBING FACILITIES (BLACK OR AFRICAN AMERICAN ALONE HOUSEHOLDER) [3] - Universe: Occupied housing units with a householder who is Black or African American alone; HCT34I. PLUMBING FACILITIES (WHITE ALONE, NOT HISPANIC OR LATINO HOUSEHOLDER) [3] - Universe: Occupied housing units with a householder who is White alone, not Hispanic or Latino.

GROSS RENT AS A PERCENTAGE OF HOUSEHOLD INCOME IN 1999

source data for Chart 16

	African American Norfolk--Virginia Beach--Newport	White, Not Hispanic Norfolk--Virginia Beach--Newport
Total:	91,677	104,030
Less than 10 percent	4892	4,378
10 to 14 percent	8,352	11,766
15 to 19 percent	11703	16,451
20 to 24 percent	11651	15,771
25 to 29 percent	11346	12,134
30 to 34 percent	7618	9,314
35 to 39 percent	5296	5,644
40 to 49 percent	6733	7,315
50 percent or more	18,253	14,180
Not computed	5833	7,077

Source: Data Set: Census 2000 Summary File 3 (SF 3) - Sample Data -- HCT39B. GROSS RENT AS A PERCENTAGE OF HOUSEHOLD INCOME IN 1999 (BLACK OR AFRICAN AMERICAN ALONE HOUSEHOLDER) [11] - Universe: Specified renter-occupied housing units with a householder who is Black or African American alone; HCT39I. GROSS RENT AS A PERCENTAGE OF HOUSEHOLD INCOME IN 1999 (WHITE ALONE, NOT HISPANIC OR LATINO HOUSEHOLDER) [11] - Universe: Specified renter-occupied housing units with a householder who is White alone, not Hispanic or Latino.

MEDIAN GROSS RENT

source data for Chart 17

	African American Norfolk--Virginia Beach--Newport	White, Not Hispanic Norfolk--Virginia Beach--Newport
Median gross rent	\$ 545	\$ 676

Source: Data Set: Census 2000 Summary File 3 (SF 3) - Sample Data -- HCT37B. MEDIAN GROSS RENT (DOLLARS) (BLACK OR AFRICAN AMERICAN ALONE HOUSEHOLDER) [1] - Universe: Specified renter-occupied housing units paying cash rent with a householder who is Black or African American alone; HCT37I. MEDIAN GROSS RENT (DOLLARS) (WHITE ALONE, NOT HISPANIC OR LATINO HOUSEHOLDER) [1] - Universe: Specified renter-occupied housing units paying cash rent with a householder who is White alone, not Hispanic or Latino

MEDIAN HOME VALUE

source data for Chart 18

	African American Norfolk--Virginia Beach--Newport	White, Not Hispanic Norfolk--Virginia Beach--Newport
Median value	\$ 85,200	\$ 119,400

Source: Data Set: Census 2000 Summary File 3 (SF 3) - Sample Data -- HCT42B. MEDIAN VALUE (DOLLARS) (BLACK OR AFRICAN AMERICAN ALONE HOUSEHOLDER) [1] - Universe: Specified owner-occupied housing units with a householder who is Black or African American alone; HCT42I. MEDIAN VALUE (DOLLARS) (WHITE ALONE, NOT HISPANIC OR LATINO HOUSEHOLDER) [1] - Universe: Specified owner-occupied housing units with a householder who is White alone, not Hispanic or Latino