

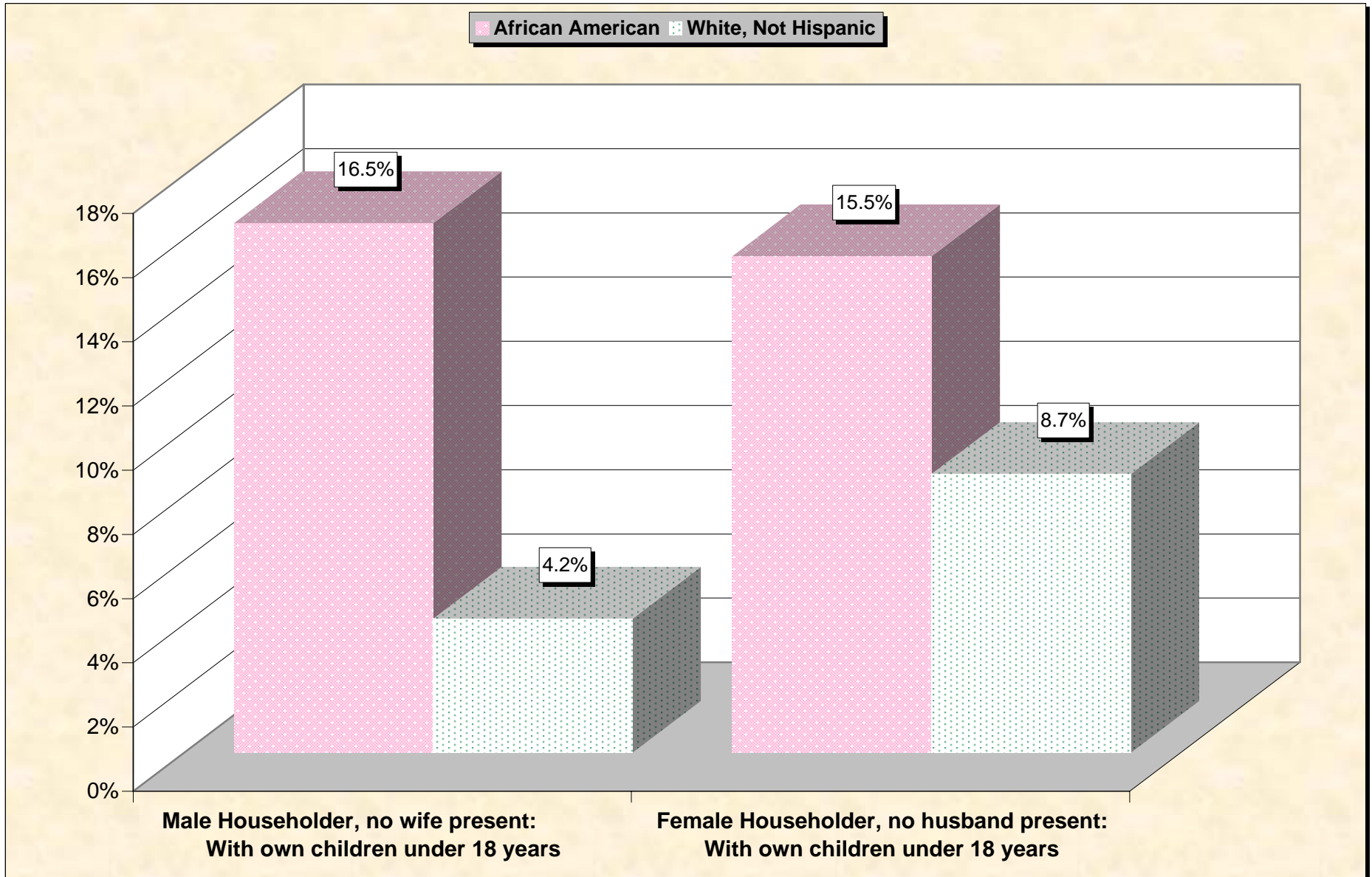
# **Selected Socio-Economic Data**

## **Smyth County, Virginia**

### **African American and White, Not Hispanic**

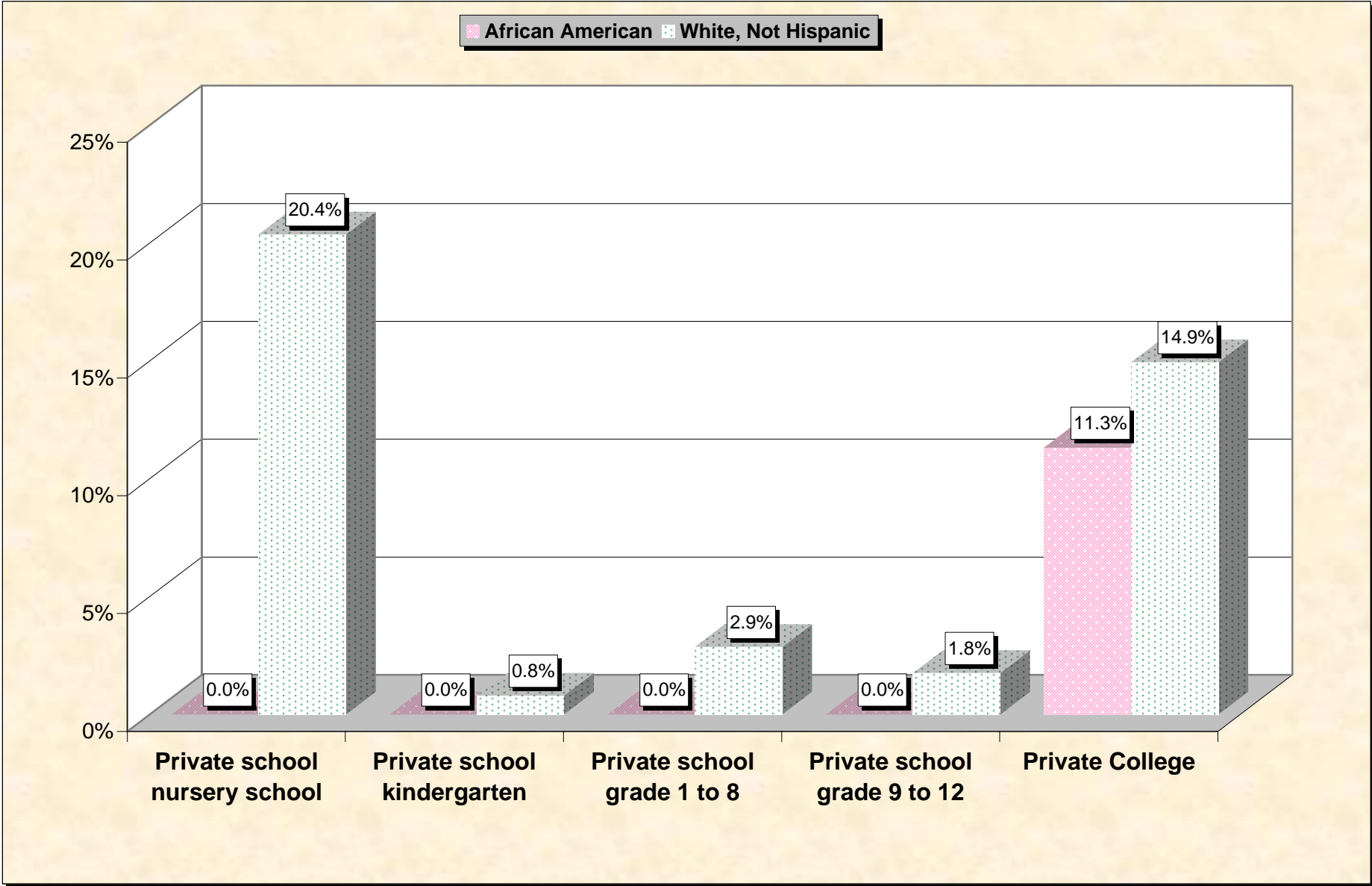
**Data Set: Census 2000 Summary File 3 (SF 3) - Sample Data**

# Chart 1 -- Single-Parent Family Households (Householder 15 to 64 years) Smyth County, Virginia



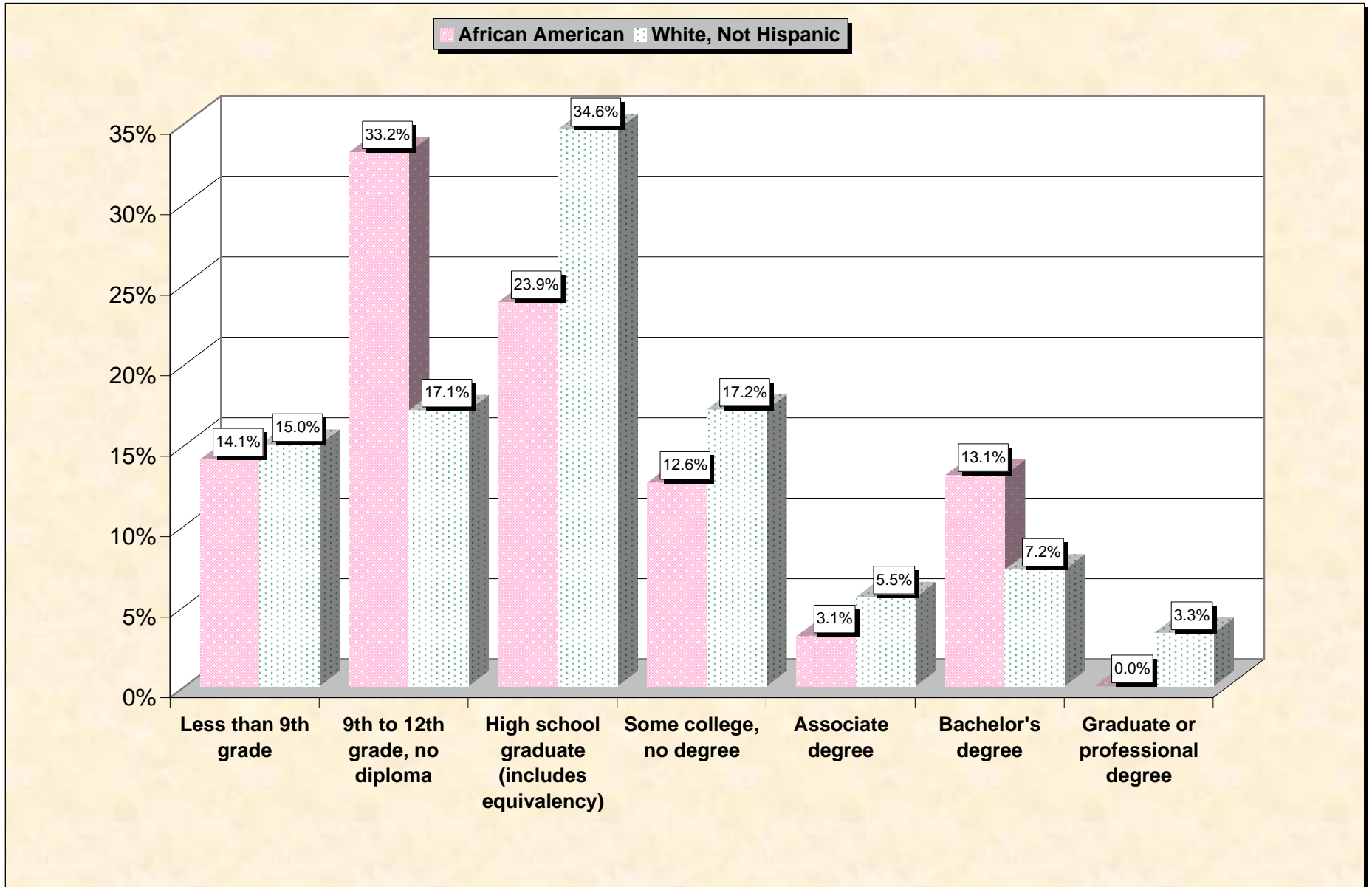
Source: Data Set: Census 2000 Summary File 3 (SF 3) - Sample Data - P146B. HOUSEHOLDS BY AGE OF HOUSEHOLDER BY HOUSEHOLD TYPE (INCLUDING LIVING ALONE) BY PRESENCE OF OWN CHILDREN UNDER 18 YEARS (BLACK OR AFRICAN AMERICAN ALONE HOUSEHOLDER) [31] - Universe: Households with a householder who is Black or African American alone; P146I. HOUSEHOLDS BY AGE OF HOUSEHOLDER BY HOUSEHOLD TYPE (INCLUDING LIVING ALONE) BY PRESENCE OF OWN CHILDREN UNDER 18 YEARS (WHITE ALONE, NOT HISPANIC OR LATINO HOUSEHOLDER) [31] - Universe: Households with a householder who is White alone, not Hispanic or Latino.

# Chart 2 -- Private School Enrollment (3 years and over) Smyth County, Virginia



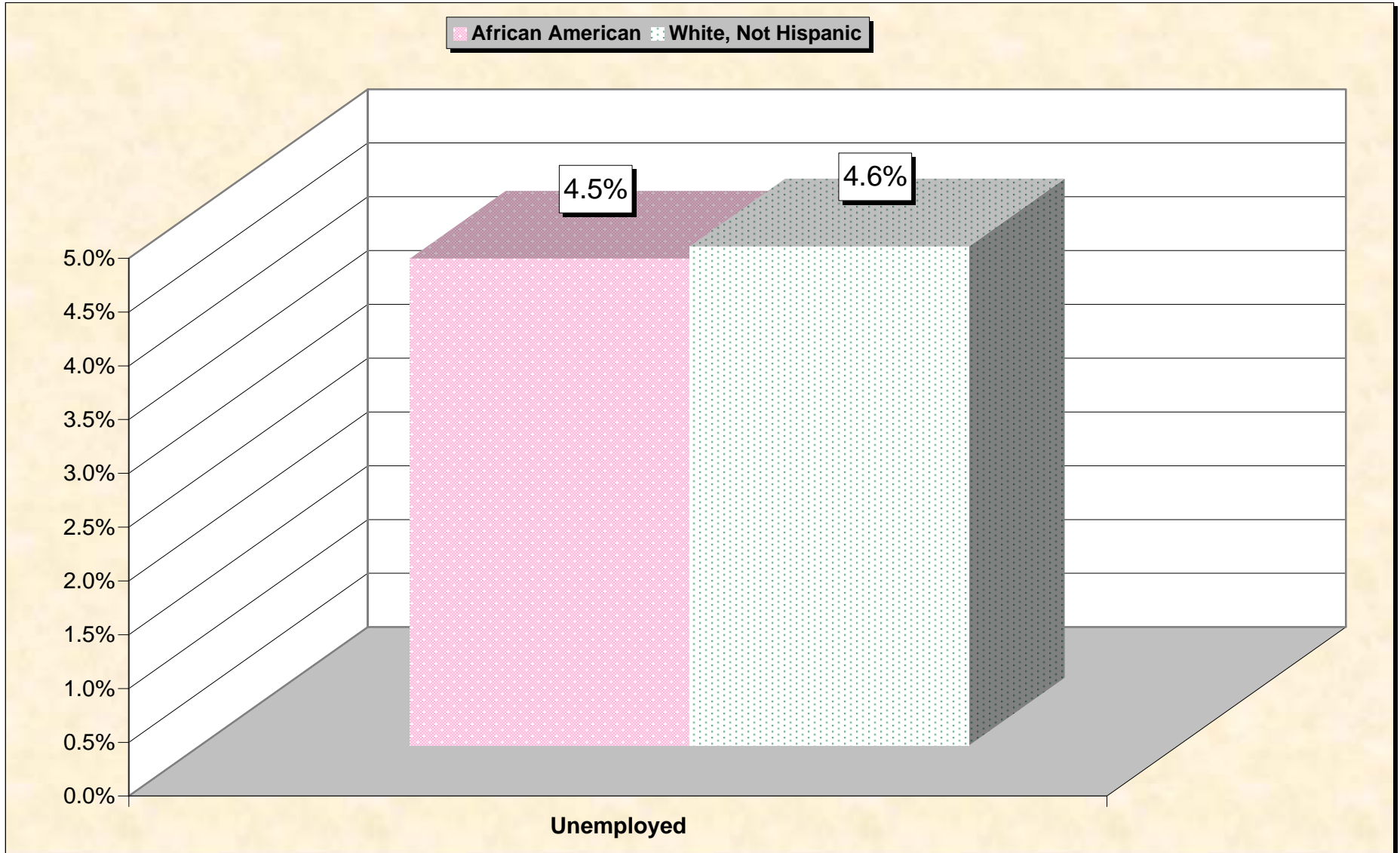
Source: Data Set: Census 2000 Summary File 3 (SF 3) - Sample Data -- P147B. SCHOOL ENROLLMENT BY LEVEL OF SCHOOL BY TYPE OF SCHOOL FOR THE POPULATION 3 YEARS AND OVER (BLACK OR AFRICAN AMERICAN ALONE) [17] - Universe: Black or African American alone 3 years and over; P147I. SCHOOL ENROLLMENT BY LEVEL OF SCHOOL BY TYPE OF SCHOOL FOR THE POPULATION 3 YEARS AND OVER (WHITE ALONE, NOT HISPANIC OR LATINO) [17] - Universe: White alone, not Hispanic or Latino population 3 years and over.

### Chart 3 -- Educational Attainment (25 years and over) Smyth County, Virginia



Source: Data Set: Census 2000 Summary File 3 (SF 3) - Sample Data -- P148B. SEX BY EDUCATIONAL ATTAINMENT FOR THE POPULATION 25 YEARS AND OVER (BLACK OR AFRICAN AMERICAN ALONE) [17] - Universe: Black or African American alone 25 years and over; P148I. SEX BY EDUCATIONAL ATTAINMENT FOR THE POPULATION 25 YEARS AND OVER (WHITE ALONE, NOT HISPANIC OR LATINO) [17] - Universe: White alone, not Hispanic or Latino population 25 years and over.

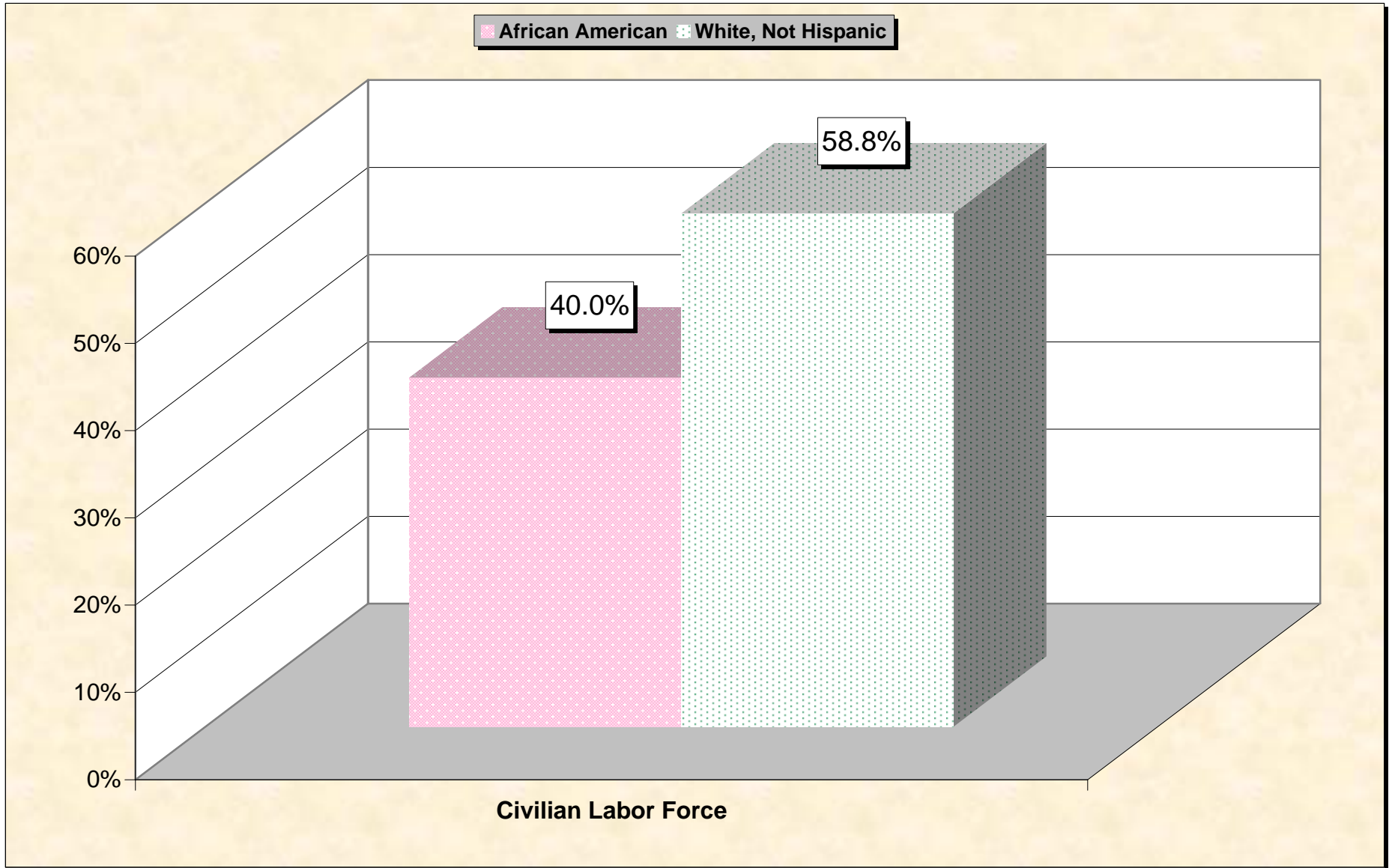
# Chart 4 -- Unemployment Rate (Civilian Labor Force) Smyth County, Virginia



**Note:** Unemployment rate is defined as a percentage of the civilian labor force.

Source: Data Set: Census 2000 Summary File 3 (SF 3) - Sample Data -- P150B. SEX BY EMPLOYMENT STATUS FOR THE POPULATION 16 YEARS AND OVER (BLACK OR AFRICAN AMERICAN ALONE) [15] - Universe: Black or African American alone 16 years and over; P150I. SEX BY EMPLOYMENT STATUS FOR THE POPULATION 16 YEARS AND OVER (WHITE ALONE, NOT HISPANIC OR LATINO) [15] - Universe: White alone, not Hispanic or Latino population 16 years and over.

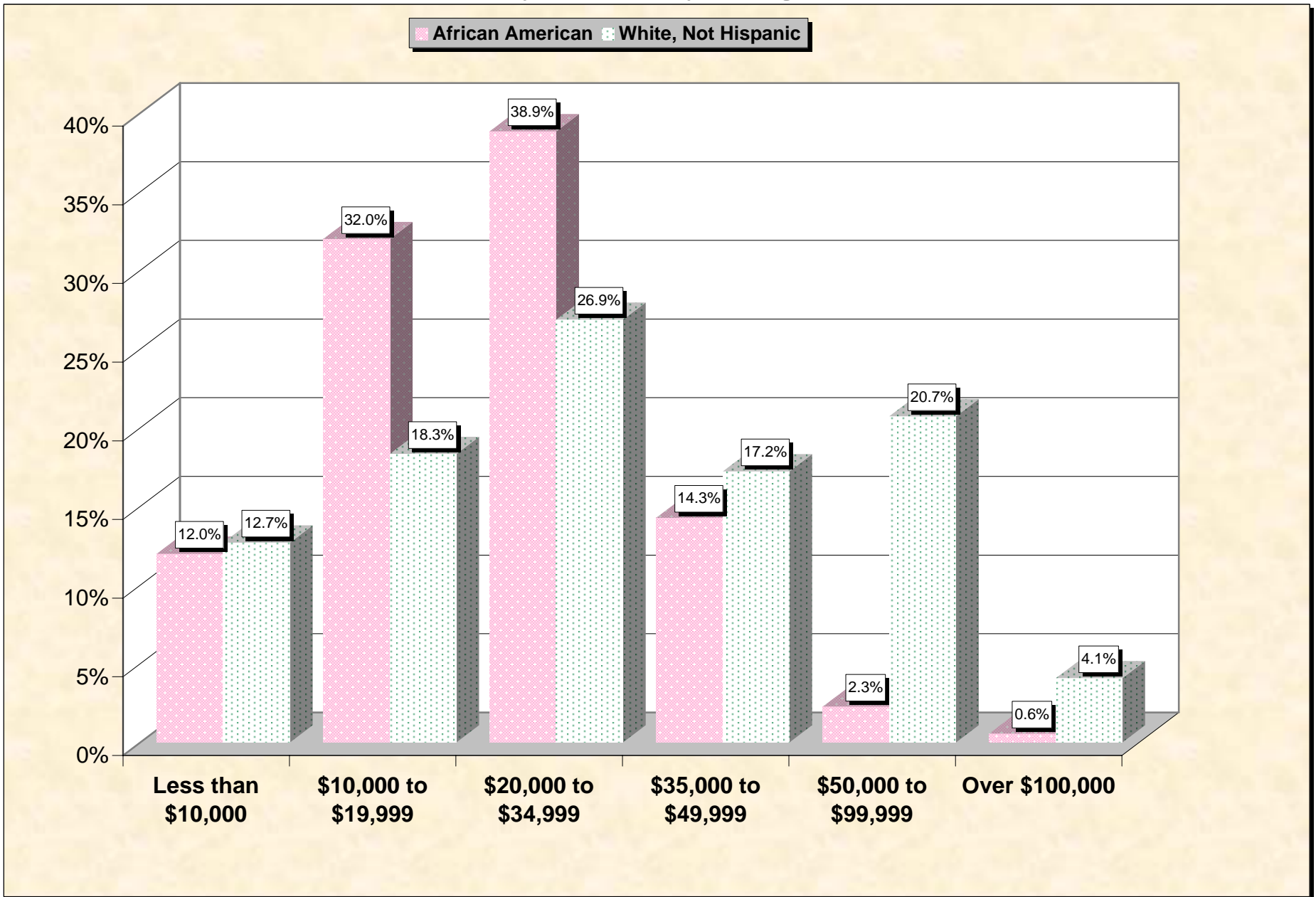
# Chart 5 -- Labor Force Participation (Civilian Labor Force) Smyth County, Virginia



**Note:** Labor force participation rate is defined as a percentage of the civilian population over 16.

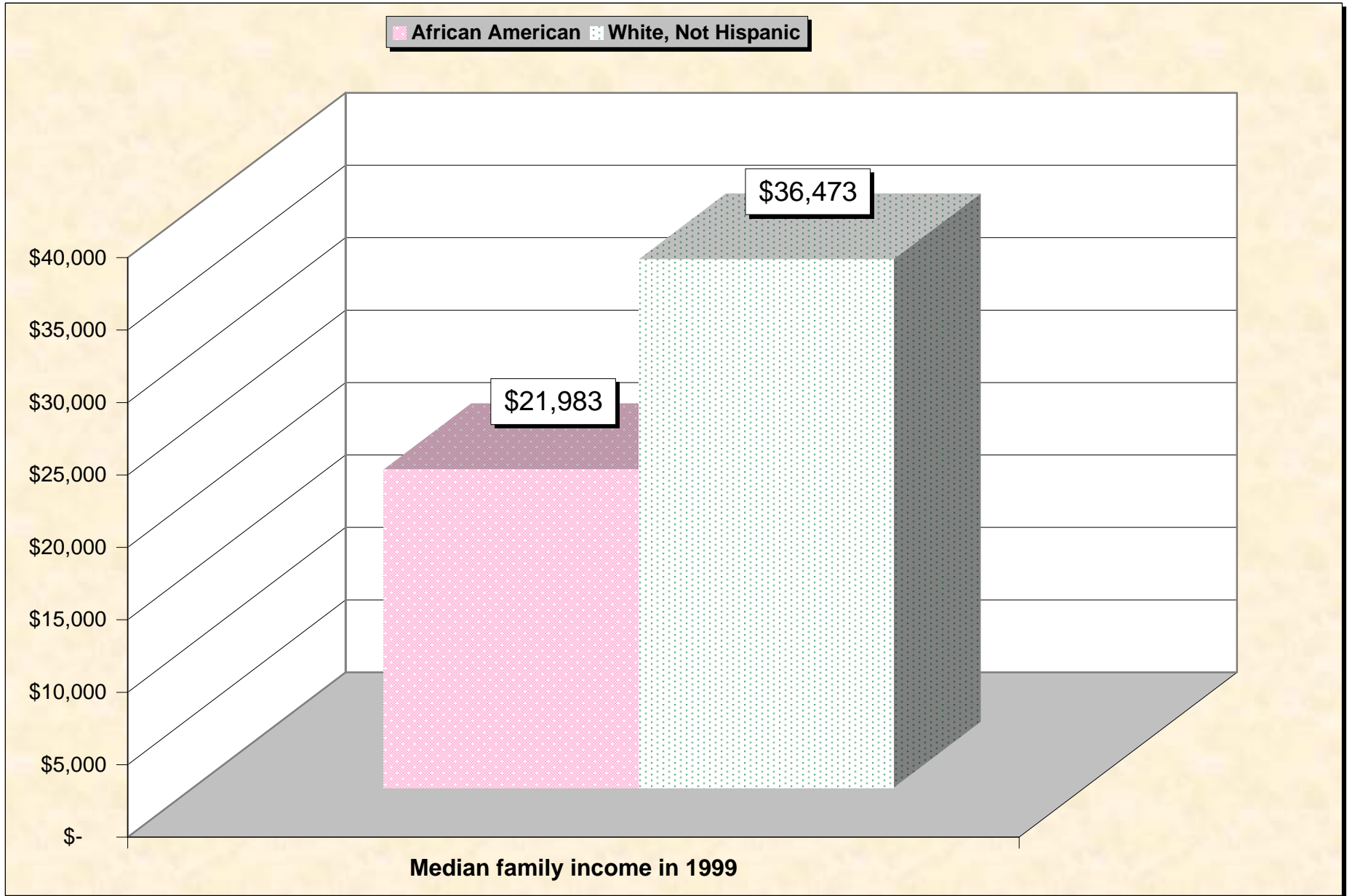
Source: Data Set: Census 2000 Summary File 3 (SF 3) - Sample Data -- P150B. SEX BY EMPLOYMENT STATUS FOR THE POPULATION 16 YEARS AND OVER (BLACK OR AFRICAN AMERICAN ALONE) [15] - Universe: Black or African American alone 16 years and over; P150I. SEX BY EMPLOYMENT STATUS FOR THE POPULATION 16 YEARS AND OVER (WHITE ALONE, NOT HISPANIC OR LATINO) [15] - Universe: White alone, not Hispanic or Latino population 16 years and over.

## Chart 6 -- Household Income in 1999 Smyth County, Virginia



Source: Data Set: Census 2000 Summary File 3 (SF 3) - Sample Data -- P151B. HOUSEHOLD INCOME IN 1999 (BLACK OR AFRICAN AMERICAN ALONE HOUSEHOLDER) [17] - Universe: Households with a householder who is Black or African American alone; P151I. HOUSEHOLD INCOME IN 1999 (WHITE ALONE, NOT HISPANIC OR LATINO HOUSEHOLDER) [17] - Universe: Households with a householder who is White alone, not Hispanic or Latino.

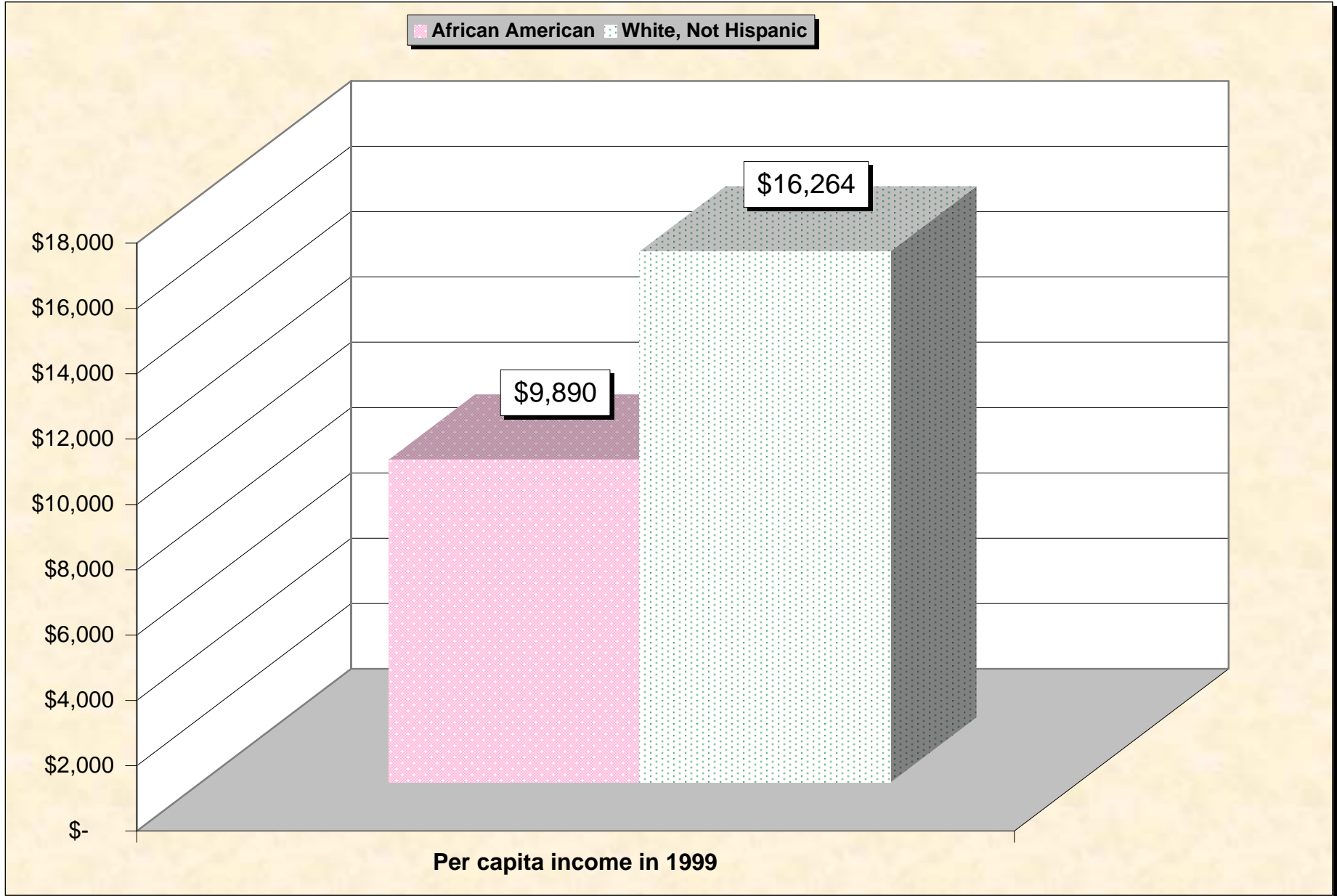
# Chart 7 -- Median Family Income In 1999 Smyth County, Virginia



Source: Data Set: Census 2000 Summary File 3 (SF 3) - Sample Data -- P155B. MEDIAN FAMILY INCOME IN 1999 (DOLLARS) (BLACK OR AFRICAN AMERICAN ALONE HOUSEHOLDER) [1] - Universe: Families with a householder who is Black or African American alone ; P155I. MEDIAN FAMILY INCOME IN 1999 (DOLLARS) (WHITE ALONE, NOT HISPANIC OR LATINO HOUSEHOLDER) [1] - Universe: Families with a householder who is White alone, not Hispanic or Latino.

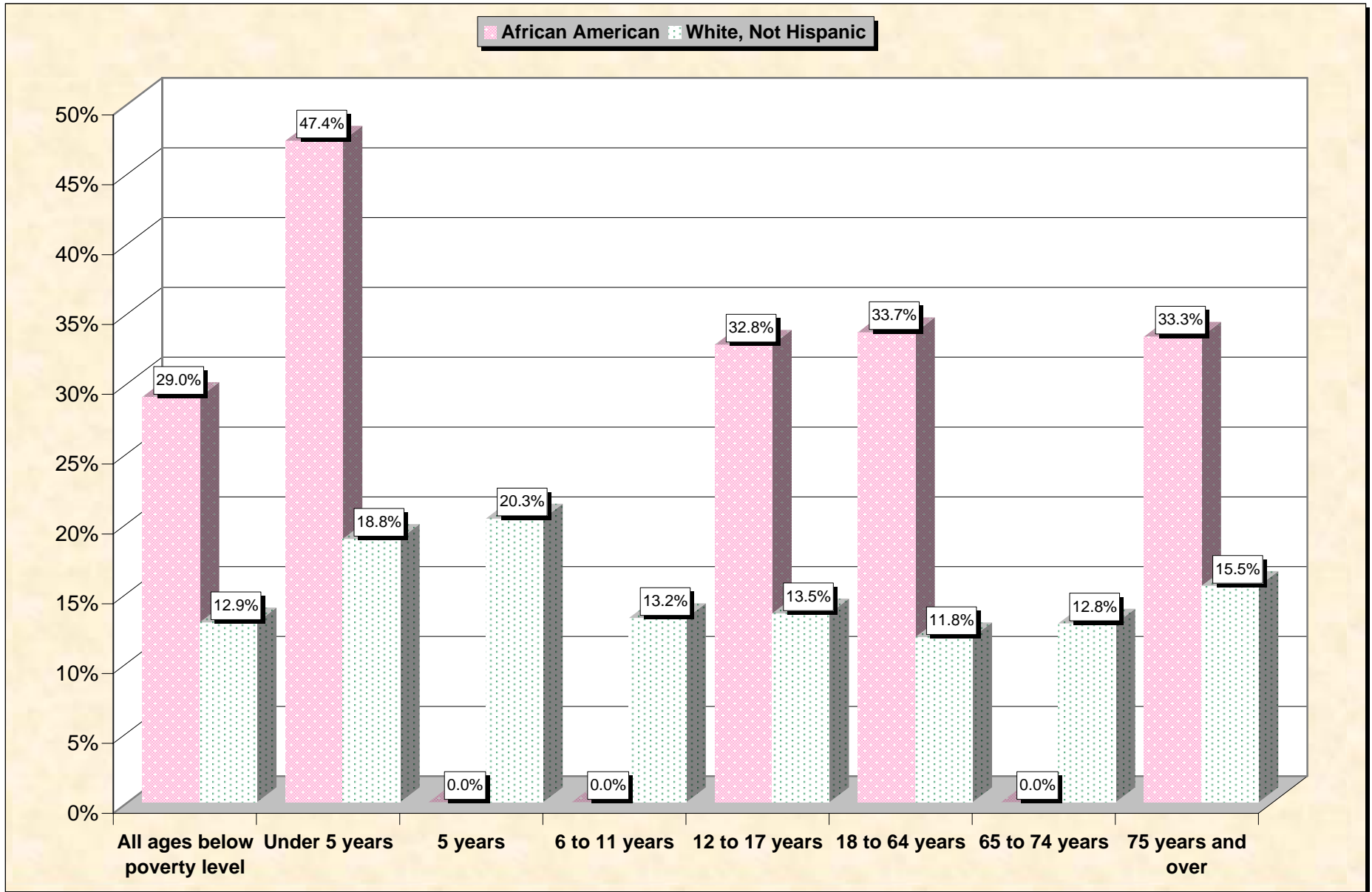


# Chart 8 -- Per Capita Income In 1999 Smyth County, Virginia



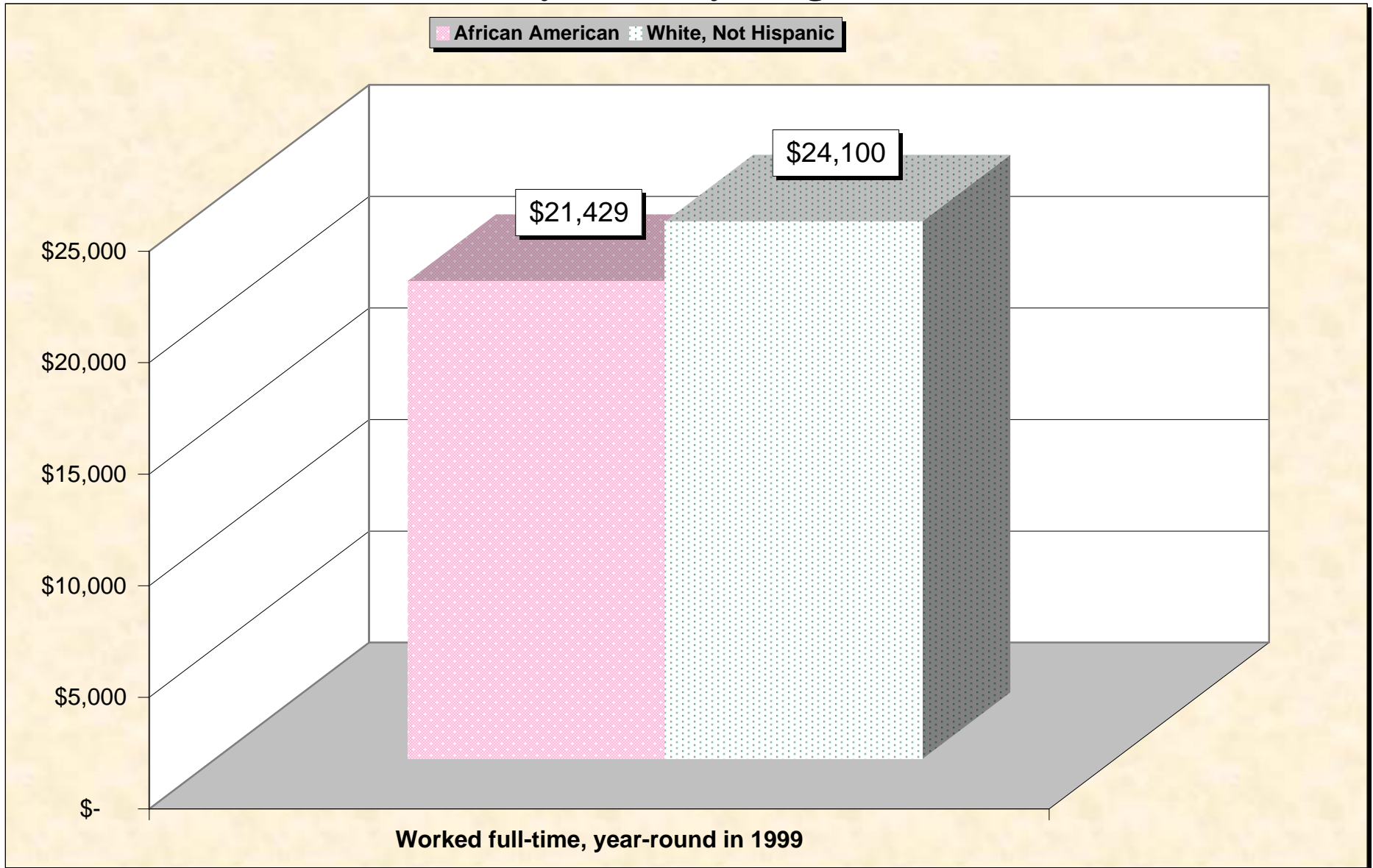
Source: Data Set: Census 2000 Summary File 3 (SF 3) - Sample Data -- P157B. PER CAPITA INCOME IN 1999 (DOLLARS) (BLACK OR AFRICAN AMERICAN ALONE) [1] - Universe: Black or African American alone; P157I. PER CAPITA INCOME IN 1999 (DOLLARS) (WHITE ALONE, NOT HISPANIC OR LATINO) [1] - Universe: White alone, not Hispanic or Latino population.

## Chart 9 -- Income in 1999 Below Poverty Level by Age Smyth County, Virginia



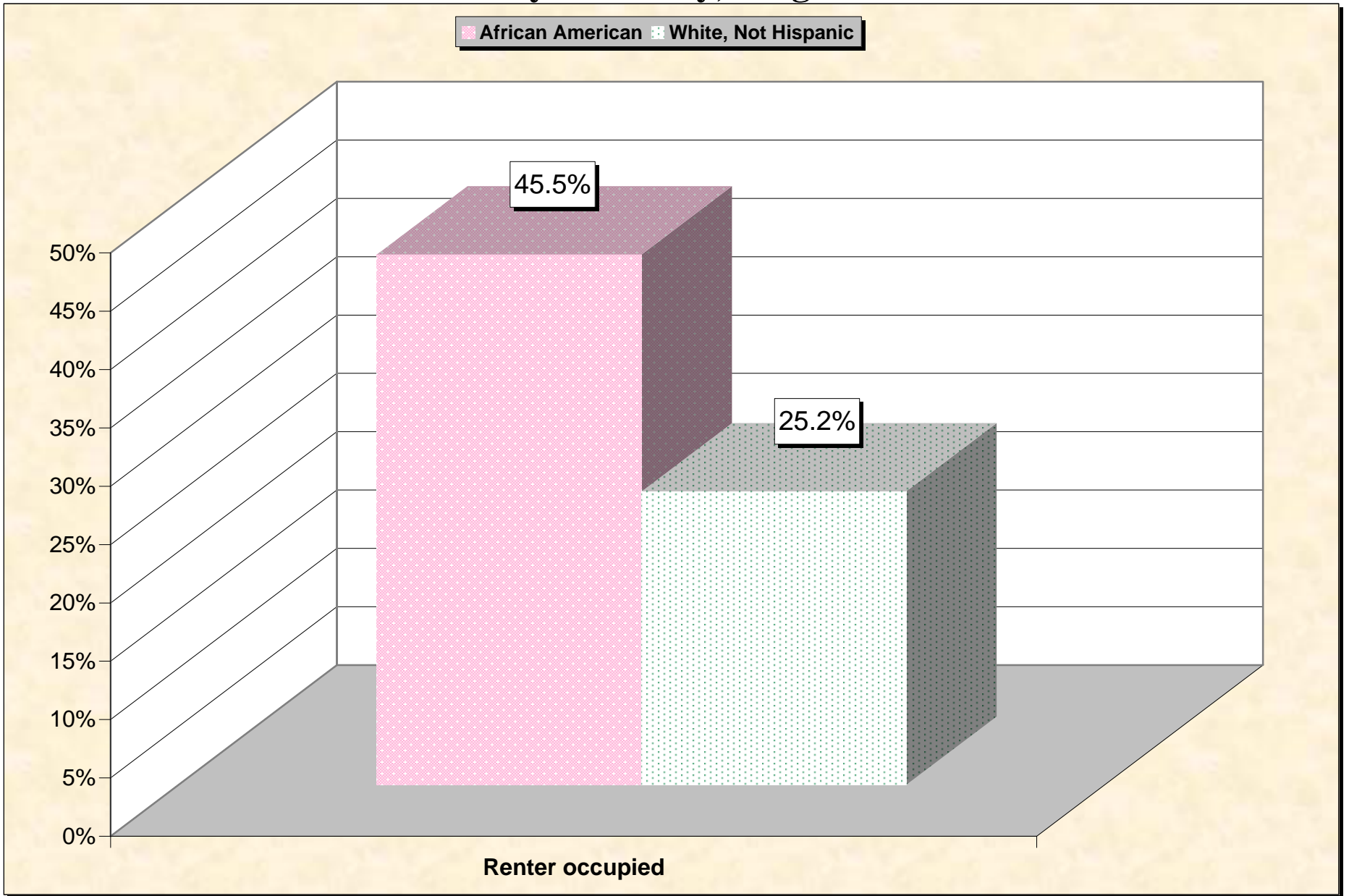
Source: Data Set: Census 2000 Summary File 3 (SF 3) - Sample Data -- P159B. POVERTY STATUS IN 1999 BY AGE (BLACK OR AFRICAN AMERICAN ALONE) [17] - Universe: Black or African American alone for whom poverty status is determined; P159I. POVERTY STATUS IN 1999 BY AGE (WHITE ALONE, NOT HISPANIC OR LATINO) [17] - Universe: White alone, not Hispanic or Latino population for whom poverty status is determined.

# Chart 10 -- Median Earnings in 1999 Smyth County, Virginia



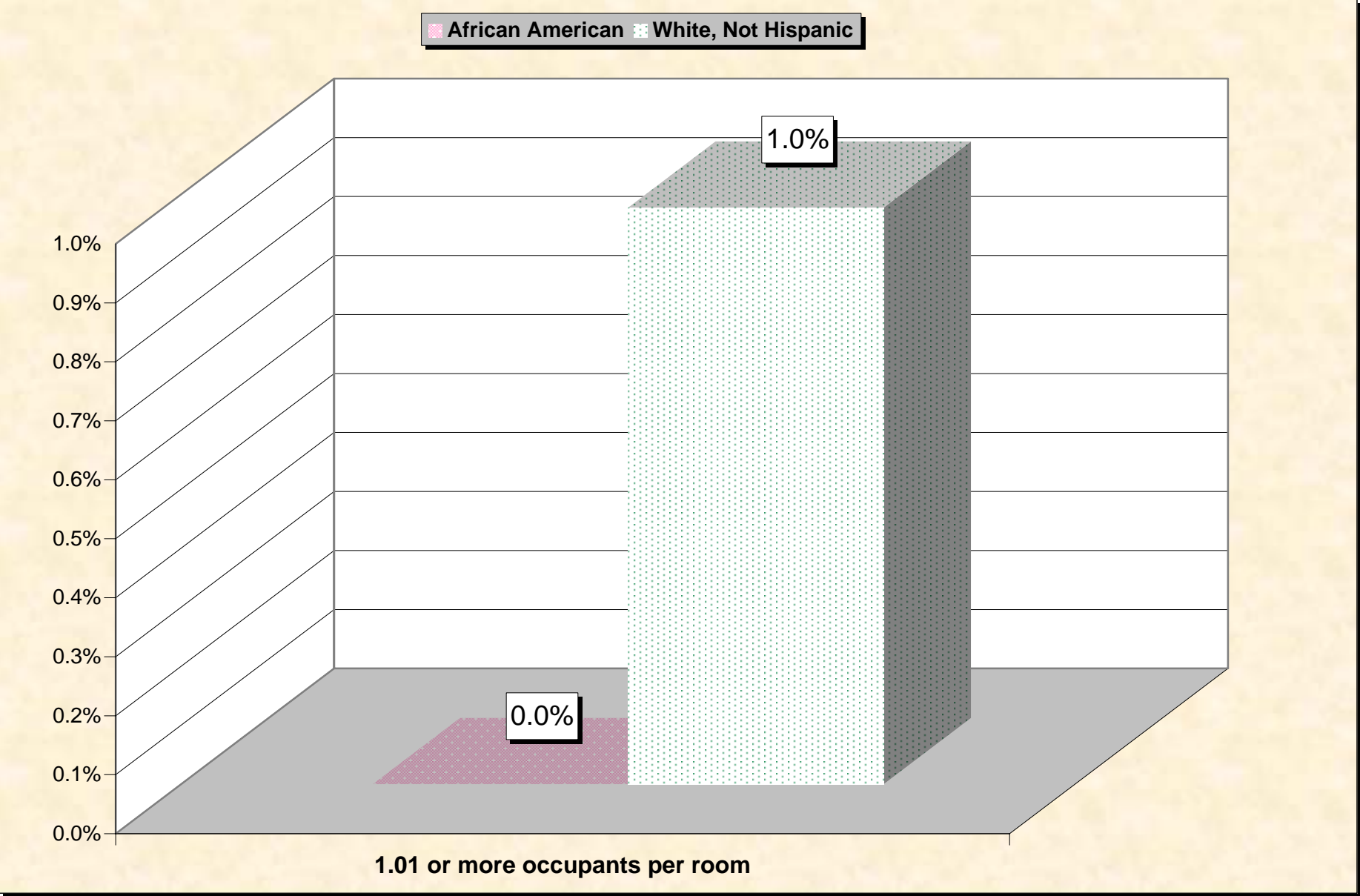
Source: Data Set: Census 2000 Summary File 3 (SF 3) - Sample Data -- PCT74B. MEDIAN EARNINGS IN 1999 (DOLLARS) BY WORK EXPERIENCE IN 1999 BY SEX FOR THE POPULATION 16 YEARS AND OVER WITH EARNINGS (BLACK OR AFRICAN AMERICAN ALONE) [6] - Universe: Black or African American alone 16 years and over with earnings in 1999; PCT74I. MEDIAN EARNINGS IN 1999 (DOLLARS) BY WORK EXPERIENCE IN 1999 BY SEX FOR THE POPULATION 16 YEARS AND OVER WITH EARNINGS (WHITE ALONE, NOT HISPANIC OR LATINO) [6] - Universe: White alone, not Hispanic or Latino population 16 years and over with earnings in 1999.

# Chart 11 -- Renter-Occupied Housing Smyth County, Virginia



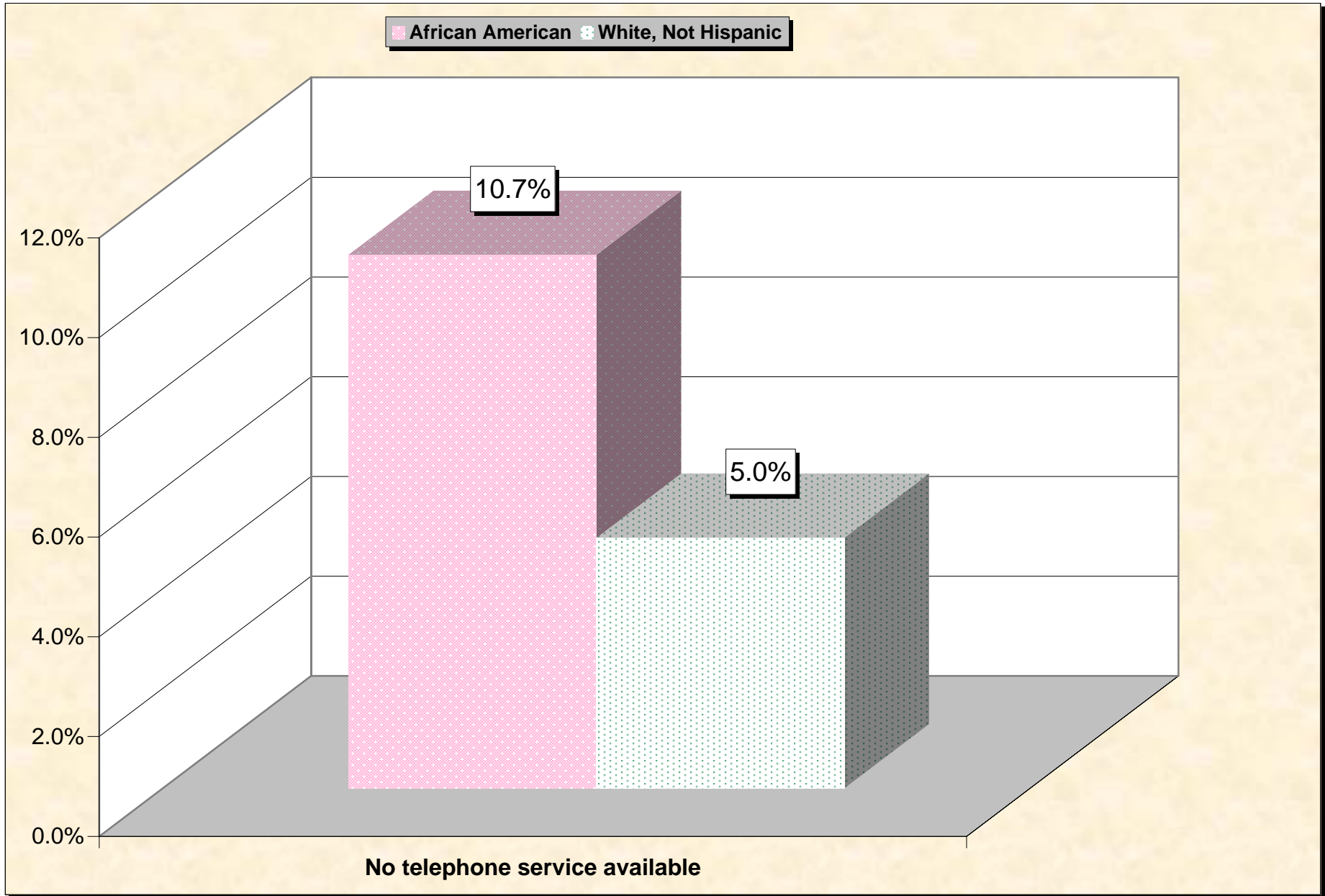
Source: Data Set: Census 2000 Summary File 3 (SF 3) - Sample Data -- H11. TENURE BY RACE OF HOUSEHOLDER [17] - Universe: Occupied housing units; H13. TENURE (WHITE ALONE, NOT HISPANIC OR LATINO HOUSEHOLDER) [3] - Universe: Occupied housing units with a householder who is White alone, not Hispanic or Latino.

# Chart 12 -- Occupants Per Room (Crowding) by Household Smyth County, Virginia



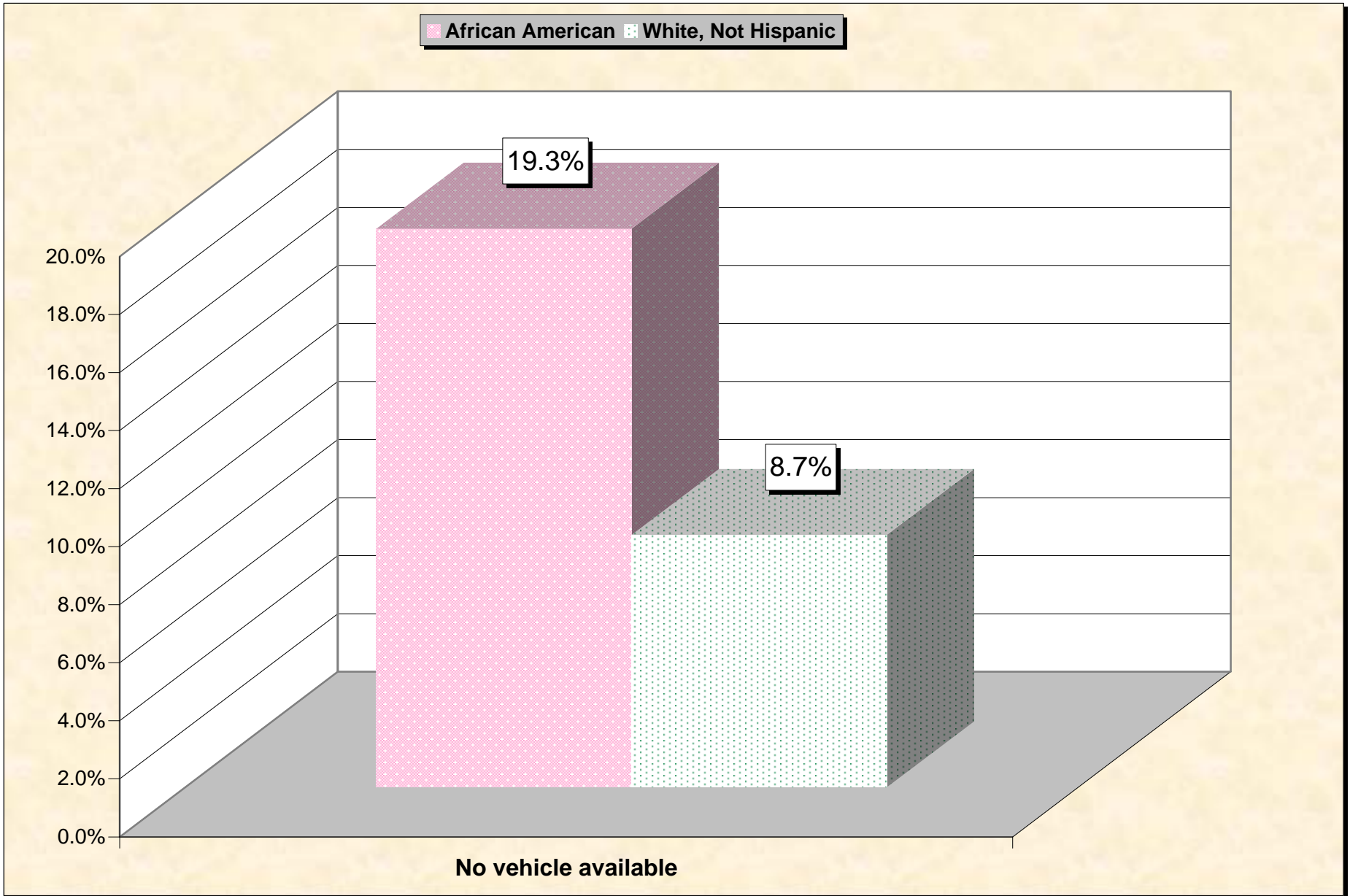
Source: Data Set: Census 2000 Summary File 3 (SF 3) - Sample Data -- HCT29B. OCCUPANTS PER ROOM (BLACK OR AFRICAN AMERICAN ALONE HOUSEHOLDER) [3] - Universe: Occupied housing units with a householder who is Black or African American alone; HCT29I. OCCUPANTS PER ROOM (WHITE ALONE, NOT HISPANIC OR LATINO HOUSEHOLDER) [3] - Universe: Occupied housing units with a householder who is White alone, not Hispanic or Latino.

# Chart 13 -- Lack of Telephone Service by Household Smyth County, Virginia



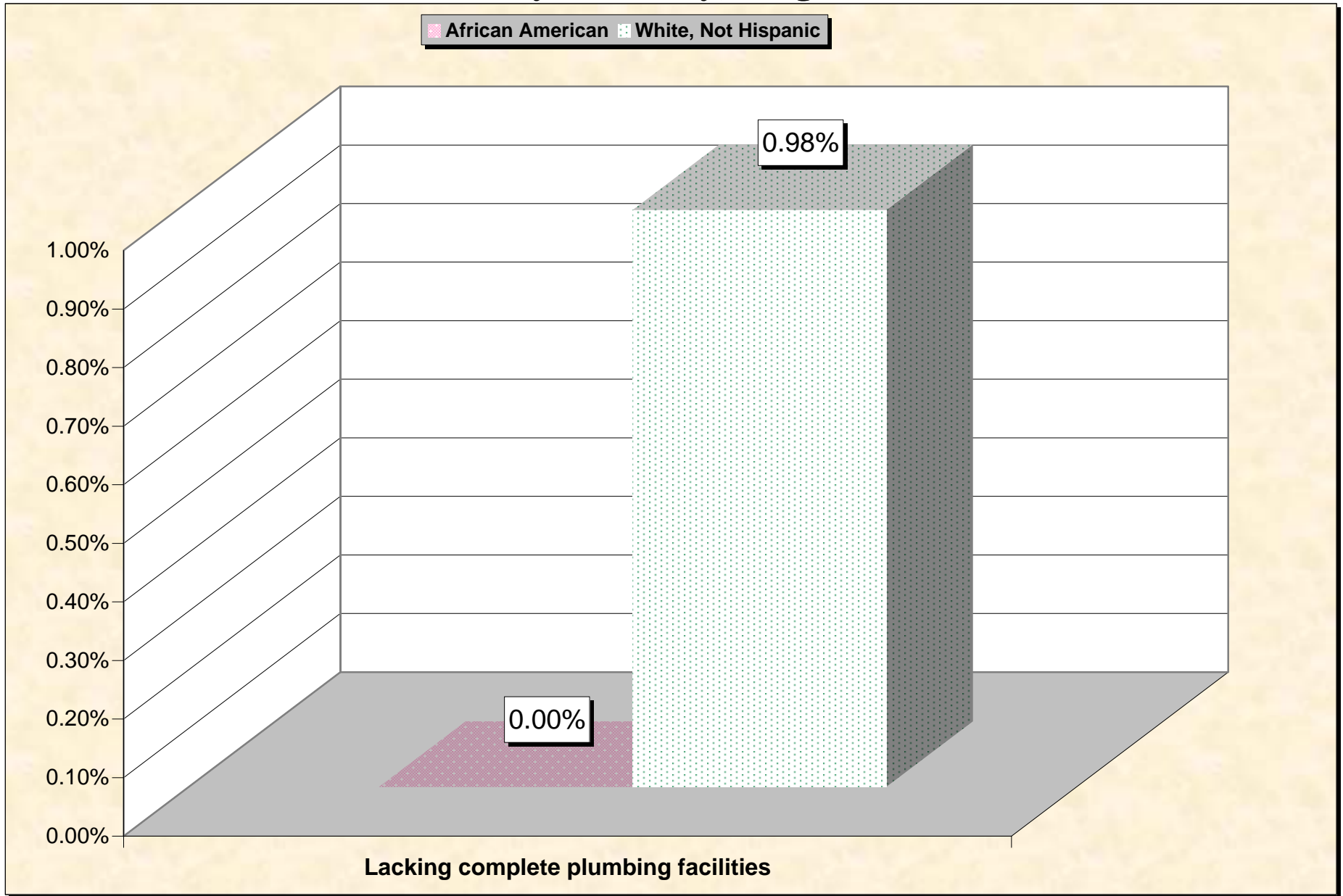
Source: Data Set: Census 2000 Summary File 3 (SF 3) - Sample Data -- HCT32B. TELEPHONE SERVICE AVAILABLE (BLACK OR AFRICAN AMERICAN ALONE HOUSEHOLDER) [3] - Universe: Occupied housing units with a householder who is Black or African American alone; HCT32I. TELEPHONE SERVICE AVAILABLE (WHITE ALONE, NOT HISPANIC OR LATINO HOUSEHOLDER) [3] - Universe: Occupied housing units with a householder who is White alone, not Hispanic or Latino.

# Chart 14 -- Lack of Vehicle By Household Smyth County, Virginia



Source: Data Set: Census 2000 Summary File 3 (SF 3) - Sample Data -- HCT33B. VEHICLES AVAILABLE (BLACK OR AFRICAN AMERICAN ALONE HOUSEHOLDER) [3] - Universe: Occupied housing units with a householder who is Black or African American alone;; HCT33I. VEHICLES AVAILABLE (WHITE ALONE, NOT HISPANIC OR LATINO HOUSEHOLDER) [3] - Universe: Occupied housing units with a householder who is White alone, not Hispanic or Latino.

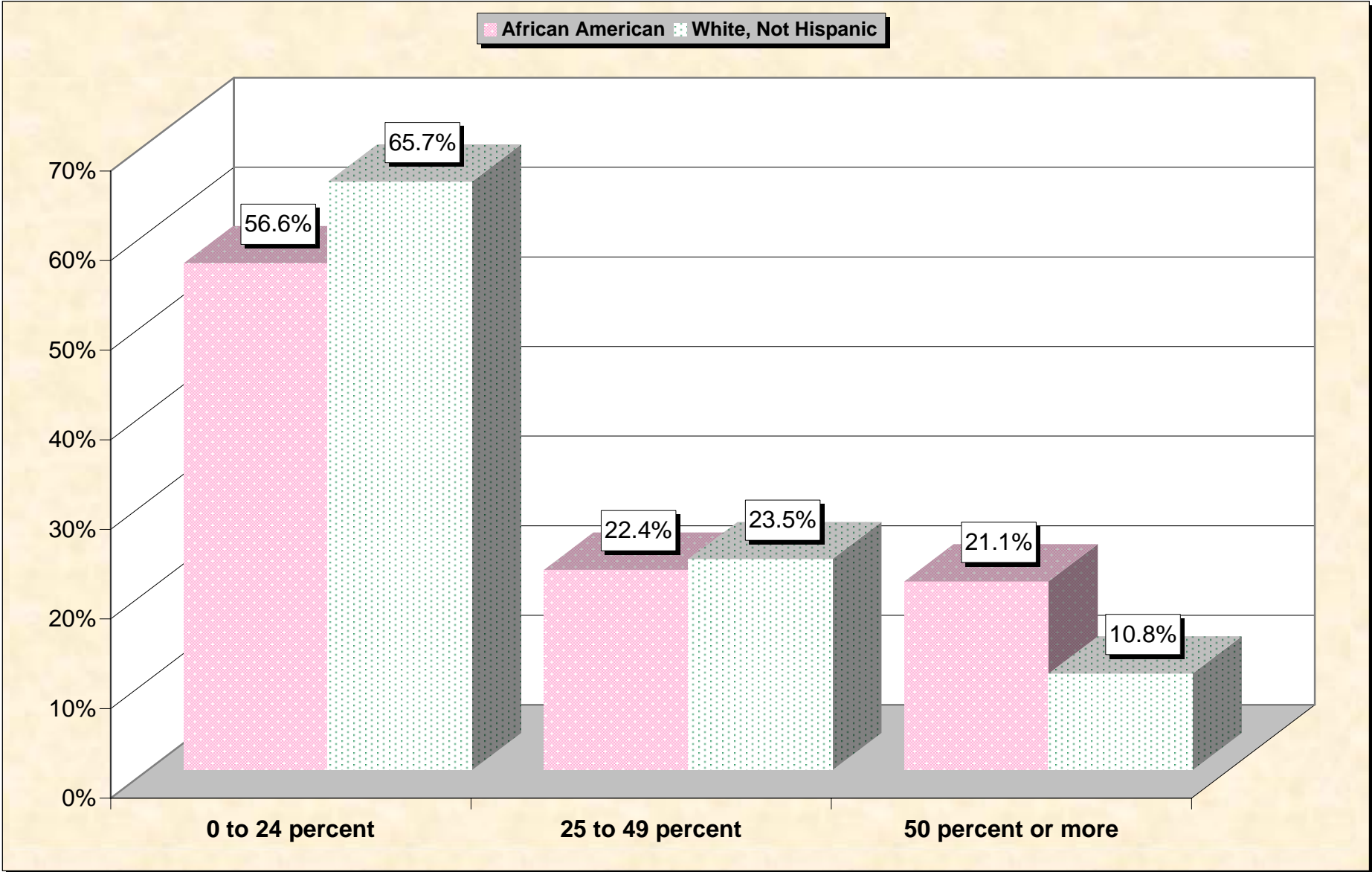
# Chart 15 -- Lack of Plumbing By Household Smyth County, Virginia



Source: Data Set: Census 2000 Summary File 3 (SF 3) - Sample Data -- HCT34B. PLUMBING FACILITIES (BLACK OR AFRICAN AMERICAN ALONE HOUSEHOLDER) [3] - Universe: Occupied housing units with a householder who is Black or African American alone; HCT34I. PLUMBING FACILITIES (WHITE ALONE, NOT HISPANIC OR LATINO HOUSEHOLDER) [3] - Universe: Occupied housing units with a householder who is White alone, not Hispanic or Latino.

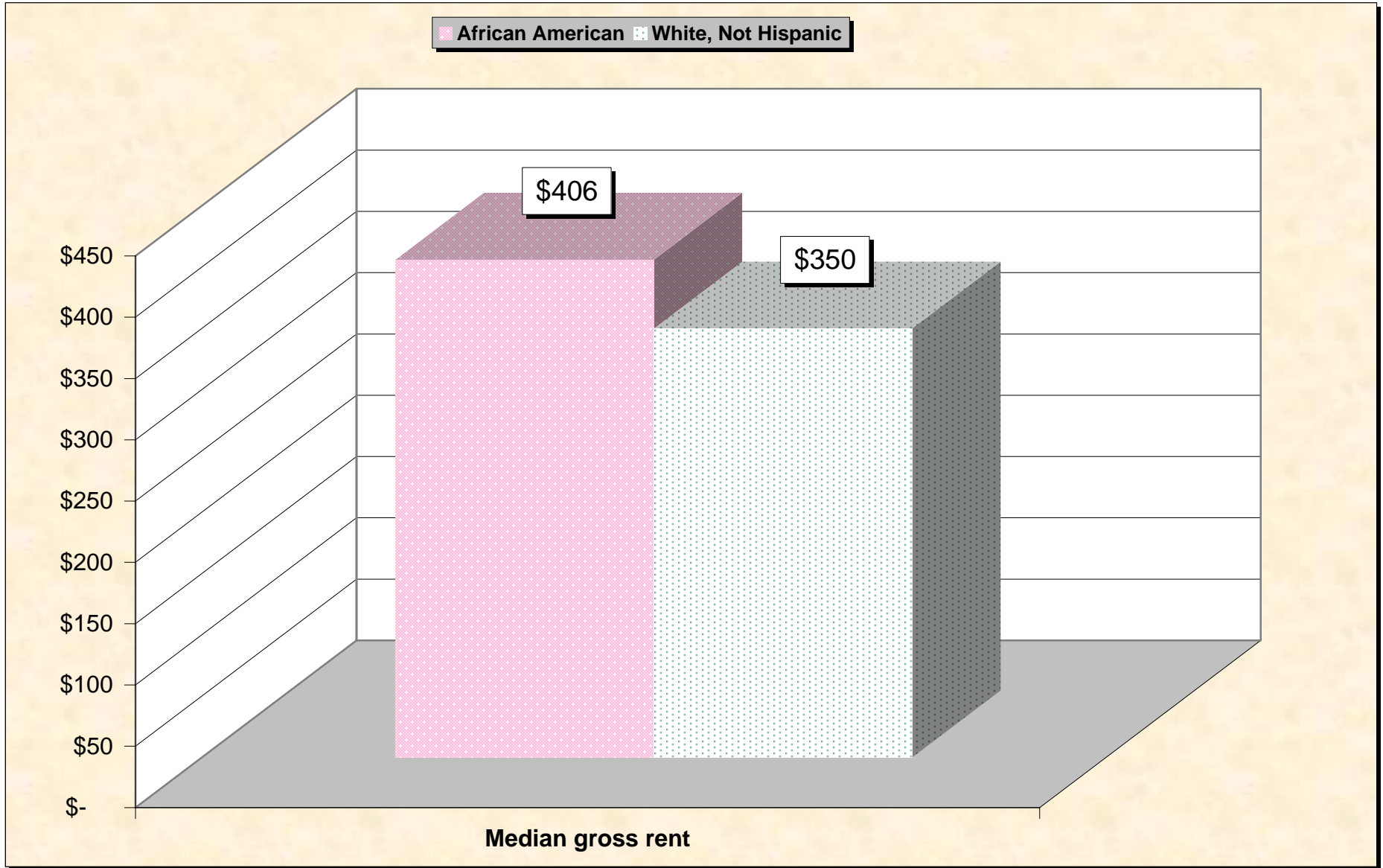


# Chart 16 -- Gross Rent as a Percentage of Household Income in 1999 Smyth County, Virginia



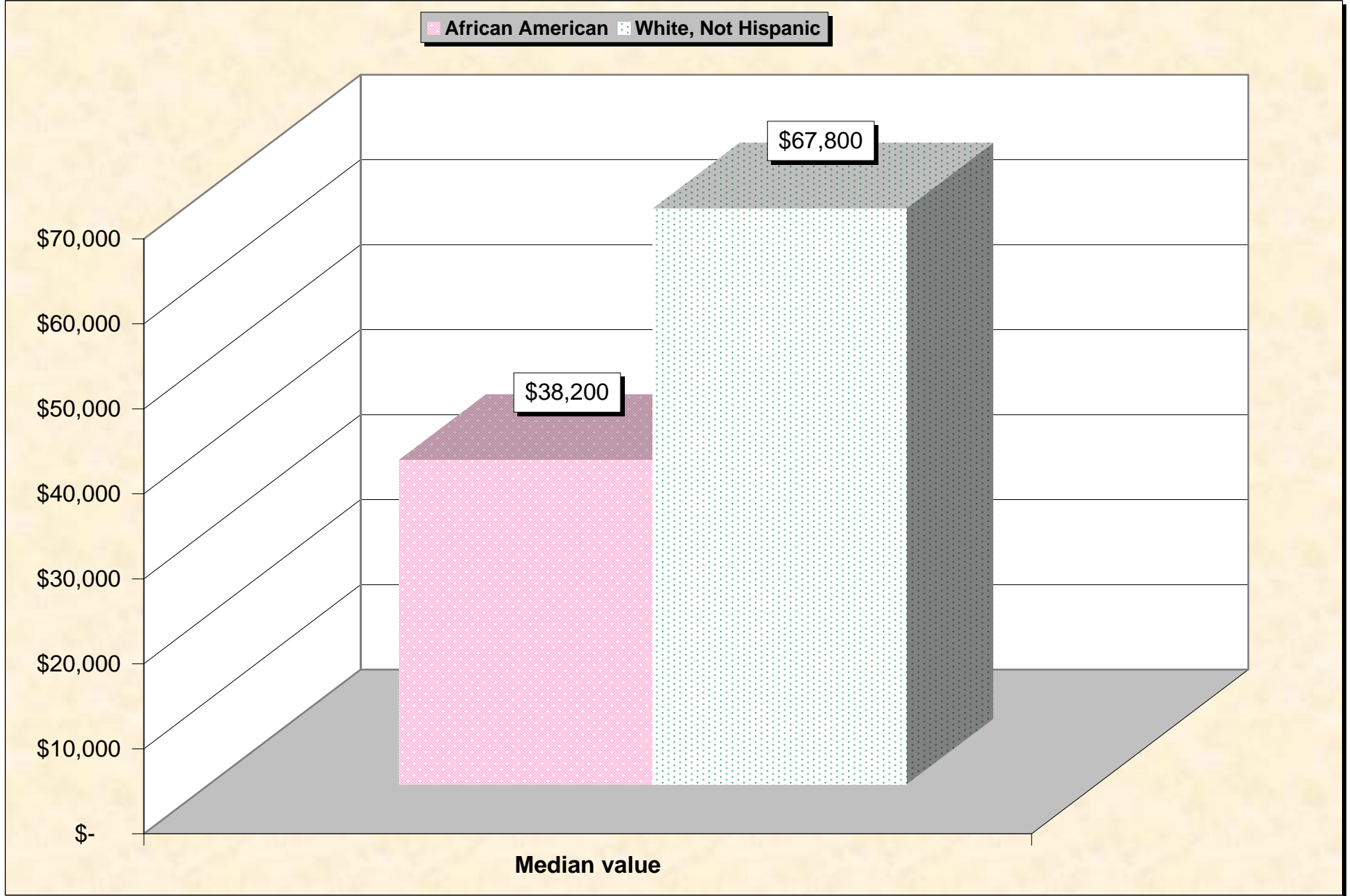
Source: Data Set: Census 2000 Summary File 3 (SF 3) - Sample Data -- HCT39B. GROSS RENT AS A PERCENTAGE OF HOUSEHOLD INCOME IN 1999 (BLACK OR AFRICAN AMERICAN ALONE HOUSEHOLDER) [11] - Universe: Specified renter-occupied housing units with a householder who is Black or African American alone; HCT39I. GROSS RENT AS A PERCENTAGE OF HOUSEHOLD INCOME IN 1999 (WHITE ALONE, NOT HISPANIC OR LATINO HOUSEHOLDER) [11] - Universe: Specified renter-occupied housing units with a householder who is White alone, not Hispanic or Latino.

# Chart 17 -- Median Gross Rent By Household Smyth County, Virginia



Source: Data Set: Census 2000 Summary File 3 (SF 3) - Sample Data -- HCT37B. MEDIAN GROSS RENT (DOLLARS) (BLACK OR AFRICAN AMERICAN ALONE HOUSEHOLDER) [1] - Universe: Specified renter-occupied housing units paying cash rent with a householder who is Black or African American alone; HCT37I. MEDIAN GROSS RENT (DOLLARS) (WHITE ALONE, NOT HISPANIC OR LATINO HOUSEHOLDER) [1] - Universe: Specified renter-occupied housing units paying cash rent with a householder who is White alone, not Hispanic or Latino.

# Chart 18 -- Median Home Value By Household Smyth County, Virginia



Source: Data Set: Census 2000 Summary File 3 (SF 3) - Sample Data -- HCT42B. MEDIAN VALUE (DOLLARS) (BLACK OR AFRICAN AMERICAN ALONE HOUSEHOLDER) [1] - Universe: Specified owner-occupied housing units with a householder who is Black or African American alone; HCT42I. MEDIAN VALUE (DOLLARS) (WHITE ALONE, NOT HISPANIC OR LATINO HOUSEHOLDER) [1] - Universe: Specified owner-occupied housing units with a householder who is White alone, not Hispanic or Latino.

## HOUSEHOLDS BY AGE OF HOUSEHOLDER BY HOUSEHOLD TYPE (INCLUDING LIVING ALONE) BY PRESENCE OF OWN CHILDREN UNDER 18 YEARS

Source data for Chart 1

|   | African American          | White, Not Hispanic       |
|---|---------------------------|---------------------------|
|   | Smyth County,<br>Virginia | Smyth County,<br>Virginia |
| Total:                                  | 175                       | 13,137                    |
| Householder 15 to 64 years:             | 141                       | 9,678                     |
| Family households:                      | 97                        | 7,590                     |
| Married-couple family:                  | 49                        | 6,082                     |
| With own children under 18 years        | 38                        | 2,975                     |
| No own children under 18 years          | 11                        | 3,107                     |
| Other family:                           | 48                        | 1,508                     |
| Male householder, no wife present:      | 16                        | 518                       |
| With own children under 18 years        | 16                        | 317                       |
| No own children under 18 years          | 0                         | 201                       |
| Female householder, no husband present: | 32                        | 990                       |
| With own children under 18 years        | 15                        | 659                       |
| No own children under 18 years          | 17                        | 331                       |
| Nonfamily households:                   | 44                        | 2,088                     |
| Householder living alone                | 32                        | 1,748                     |
| Householder not living alone            | 12                        | 340                       |
| Householder 65 years and over:          | 34                        | 3,459                     |
| Family households:                      | 15                        | 1,752                     |
| Married-couple family:                  | 6                         | 1,441                     |
| With own children under 18 years        | 0                         | 7                         |
| No own children under 18 years          | 6                         | 1,434                     |
| Other family:                           | 9                         | 311                       |
| Male householder, no wife present:      | 0                         | 49                        |
| With own children under 18 years        | 0                         | 0                         |
| No own children under 18 years          | 0                         | 49                        |
| Female householder, no husband present: | 9                         | 262                       |
| With own children under 18 years        | 0                         | 0                         |
| No own children under 18 years          | 9                         | 262                       |
| Nonfamily households:                   | 19                        | 1,707                     |
| Householder living alone                | 14                        | 1,686                     |
| Householder not living alone            | 5                         | 21                        |

Source: Data Set: Census 2000 Summary File 3 (SF 3) - Sample Data - P146B. HOUSEHOLDS BY AGE OF HOUSEHOLDER BY HOUSEHOLD TYPE (INCLUDING LIVING ALONE) BY PRESENCE OF OWN CHILDREN UNDER 18 YEARS (BLACK OR AFRICAN AMERICAN ALONE HOUSEHOLDER) [31] - Universe: Households with a householder who is Black or African American alone; P146I. HOUSEHOLDS BY AGE OF HOUSEHOLDER BY HOUSEHOLD TYPE (INCLUDING LIVING ALONE) BY PRESENCE OF OWN CHILDREN UNDER 18 YEARS (WHITE ALONE, NOT HISPANIC OR LATINO HOUSEHOLDER) [31] - Universe: Households with a householder who is White alone, not Hispanic or Latino.

## SCHOOL ENROLLMENT BY LEVEL OF SCHOOL BY TYPE OF SCHOOL FOR THE POPULATION 3 YEARS AND OVER

### Source data for Chart 2

|  | African American          | White, Not Hispanic       |
|--|---------------------------|---------------------------|
|  | Smyth County,<br>Virginia | Smyth County,<br>Virginia |
| Total:                                 | 646                       | 30,789                    |
| Enrolled in nursery school, preschool: |                           |                           |
| Public school                          | 3                         | 270                       |
| Private school                         | 3                         | 215                       |
| Private school                         | 0                         | 55                        |
| Enrolled in kindergarten:              |                           |                           |
| Public school                          | 15                        | 375                       |
| Public school                          | 15                        | 372                       |
| Private school                         | 0                         | 3                         |
| Enrolled in grade 1 to grade 8:        |                           |                           |
| Public school                          | 46                        | 3,138                     |
| Public school                          | 46                        | 3,048                     |
| Private school                         | 0                         | 90                        |
| Enrolled in grade 9 to grade 12:       |                           |                           |
| Public school                          | 44                        | 1,704                     |
| Public school                          | 44                        | 1,674                     |
| Private school                         | 0                         | 30                        |
| Enrolled in college:                   |                           |                           |
| Public school                          | 53                        | 950                       |
| Public school                          | 47                        | 808                       |
| Private school                         | 6                         | 142                       |
| Not enrolled in school                 | 485                       | 24,352                    |

Source: Data Set: Census 2000 Summary File 3 (SF 3) - Sample Data - P146B. HOUSEHOLDS BY AGE OF HOUSEHOLDER BY HOUSEHOLD TYPE (INCLUDING LIVING ALONE) BY PRESENCE OF OWN CHILDREN UNDER 18 YEARS (BLACK OR AFRICAN AMERICAN ALONE HOUSEHOLDER) [31] - Universe: Households with a householder who is Black or African American alone; P146I. HOUSEHOLDS BY AGE OF HOUSEHOLDER BY HOUSEHOLD TYPE (INCLUDING LIVING ALONE) BY PRESENCE OF OWN CHILDREN UNDER 18 YEARS (WHITE ALONE, NOT HISPANIC OR LATINO HOUSEHOLDER) [31] - Universe: Households with a householder who is White alone, not Hispanic or Latino.

## SEX BY EDUCATIONAL ATTAINMENT FOR THE POPULATION 25 YEARS AND OVER

### Source data for Chart 3

|   | African American          | White, Not Hispanic       |
|---|---------------------------|---------------------------|
|   | Smyth County,<br>Virginia | Smyth County,<br>Virginia |
| Total:                                      | 419                       | 22,544                    |
| Male:                                       | 282                       | 10,566                    |
| Less than 9th grade                         | 30                        | 1,591                     |
| 9th to 12th grade, no diploma               | 122                       | 1,902                     |
| High school graduate (includes equivalency) | 60                        | 3,654                     |
| Some college, no degree                     | 22                        | 1,713                     |
| Associate degree                            | 9                         | 512                       |
| Bachelor's degree                           | 39                        | 803                       |
| Graduate or professional degree             | 0                         | 391                       |
| Female:                                     | 137                       | 11,978                    |
| Less than 9th grade                         | 29                        | 1,790                     |
| 9th to 12th grade, no diploma               | 17                        | 1,963                     |
| High school graduate (includes equivalency) | 40                        | 4,144                     |
| Some college, no degree                     | 31                        | 2,162                     |
| Associate degree                            | 4                         | 735                       |
| Bachelor's degree                           | 16                        | 830                       |
| Graduate or professional degree             | 0                         | 354                       |

Source: Data Set: Census 2000 Summary File 3 (SF 3) - Sample Data -- P148B. SEX BY EDUCATIONAL ATTAINMENT FOR THE POPULATION 25 YEARS AND OVER (BLACK OR AFRICAN AMERICAN ALONE) [17] - Universe: Black or African American alone 25 years and over; P148I. SEX BY EDUCATIONAL ATTAINMENT FOR THE POPULATION 25 YEARS AND OVER (WHITE ALONE, NOT HISPANIC OR LATINO) [17] - Universe: White alone, not Hispanic or Latino population 25 years and over.

## SEX BY EMPLOYMENT STATUS FOR THE POPULATION 16 YEARS AND OVER

Source data for Charts 4 and 5

|                    | African American          | White, Not Hispanic       |
|--------------------|---------------------------|---------------------------|
|                    | Smyth County,<br>Virginia | Smyth County,<br>Virginia |
| Total:             | 552                       | 25,866                    |
| Male:              | 328                       | 12,250                    |
| In labor force:    | 123                       | 8,286                     |
| In Armed Forces    | 0                         | 6                         |
| Civilian:          | 123                       | 8,280                     |
| Employed           | 123                       | 7,881                     |
| Unemployed         | 0                         | 399                       |
| Not in labor force | 205                       | 3,964                     |
| Female:            | 224                       | 13,616                    |
| In labor force:    | 98                        | 6,939                     |
| In Armed Forces    | 0                         | 0                         |
| Civilian:          | 98                        | 6,939                     |
| Employed           | 88                        | 6,632                     |
| Unemployed         | 10                        | 307                       |
| Not in labor force | 126                       | 6,677                     |

*Source: Data Set: Census 2000 Summary File 3 (SF 3) - Sample Data -- P150B. SEX BY EMPLOYMENT STATUS FOR THE POPULATION 16 YEARS AND OVER (BLACK OR AFRICAN AMERICAN ALONE) [15] - Universe: Black or African American alone 16 years and over; P150I. SEX BY EMPLOYMENT STATUS FOR THE POPULATION 16 YEARS AND OVER (WHITE ALONE, NOT HISPANIC OR LATINO) [15] - Universe: White alone, not Hispanic or Latino population 16 years and over.*

## HOUSEHOLD INCOME IN 1999

### Source data for Chart 6

|                        | African American          | White, Not Hispanic       |
|------------------------|---------------------------|---------------------------|
|                        | Smyth County,<br>Virginia | Smyth County,<br>Virginia |
| Total:                 | 175                       | 13,137                    |
| Less than \$10,000     | 21                        | 1,669                     |
| \$10,000 to \$14,999   | 33                        | 1,155                     |
| \$15,000 to \$19,999   | 23                        | 1,255                     |
| \$20,000 to \$24,999   | 36                        | 1,284                     |
| \$25,000 to \$29,999   | 12                        | 1,152                     |
| \$30,000 to \$34,999   | 20                        | 1,095                     |
| \$35,000 to \$39,999   | 12                        | 800                       |
| \$40,000 to \$44,999   | 8                         | 842                       |
| \$45,000 to \$49,999   | 5                         | 623                       |
| \$50,000 to \$59,999   | 0                         | 1,153                     |
| \$60,000 to \$74,999   | 2                         | 951                       |
| \$75,000 to \$99,999   | 2                         | 620                       |
| \$100,000 to \$124,999 | 1                         | 231                       |
| \$125,000 to \$149,999 | 0                         | 116                       |
| \$150,000 to \$199,999 | 0                         | 48                        |
| \$200,000 or more      | 0                         | 143                       |

Source: Data Set: Census 2000 Summary File 3 (SF 3) - Sample Data -- P151B. HOUSEHOLD INCOME IN 1999 (BLACK OR AFRICAN AMERICAN ALONE HOUSEHOLDER) [17] - Universe: Households with a householder who is Black or African American alone; P151I. HOUSEHOLD INCOME IN 1999 (WHITE ALONE, NOT HISPANIC OR LATINO HOUSEHOLDER) [17] - Universe: Households with a householder who is White alone, not Hispanic or Latino.



## MEDIAN FAMILY INCOME IN 1999

### Source data for Chart 7

|                              | African American          | White, Not Hispanic       |
|------------------------------|---------------------------|---------------------------|
|                              | Smyth County,<br>Virginia | Smyth County,<br>Virginia |
| Median family income in 1999 | \$ 21,983                 | \$ 36,473                 |

Source: Data Set: Census 2000 Summary File 3 (SF 3) - Sample Data -- P155B. MEDIAN FAMILY INCOME IN 1999 (DOLLARS) (BLACK OR AFRICAN AMERICAN ALONE HOUSEHOLDER) [1] - Universe: Families with a householder who is Black or African American alone ; P155I. MEDIAN FAMILY INCOME IN 1999 (DOLLARS) (WHITE ALONE, NOT HISPANIC OR LATINO HOUSEHOLDER) [1] - Universe: Families with a householder who is White alone, not Hispanic or Latino.

## PER CAPITA INCOME IN 1999

### Source data for Chart 8

|                           | African American          | White, Not Hispanic       |
|---------------------------|---------------------------|---------------------------|
|                           | Smyth County,<br>Virginia | Smyth County,<br>Virginia |
| Per capita income in 1999 | \$ 9,890                  | \$ 16,264                 |

Source: Data Set: Census 2000 Summary File 3 (SF 3) - Sample Data -- P157B. PER CAPITA INCOME IN 1999 (DOLLARS) (BLACK OR AFRICAN AMERICAN ALONE) [1] - Universe: Black or African American alone; P157I. PER CAPITA INCOME IN 1999 (DOLLARS) (WHITE ALONE, NOT HISPANIC OR LATINO) [1] - Universe: White alone, not Hispanic or Latino population.

## POVERTY STATUS IN 1999 BY AGE

### Source data for Chart 9

|   | African American          | White, Not Hispanic       |
|---|---------------------------|---------------------------|
|   | Smyth County,<br>Virginia | Smyth County,<br>Virginia |
| Total:                                    | 517                       | 31,291                    |
| Income in 1999 below poverty level:       | 150                       | 4,025                     |
| Under 5 years                             | 18                        | 306                       |
| 5 years                                   | 0                         | 82                        |
| 6 to 11 years                             | 0                         | 315                       |
| 12 to 17 years                            | 19                        | 309                       |
| 18 to 64 years                            | 106                       | 2,307                     |
| 65 to 74 years                            | 0                         | 361                       |
| 75 years and over                         | 7                         | 345                       |
| Income in 1999 at or above poverty level: | 367                       | 27,266                    |
| Under 5 years                             | 20                        | 1,318                     |
| 5 years                                   | 6                         | 322                       |
| 6 to 11 years                             | 43                        | 2,075                     |
| 12 to 17 years                            | 39                        | 1,979                     |
| 18 to 64 years                            | 209                       | 17,228                    |
| 65 to 74 years                            | 36                        | 2,461                     |
| 75 years and over                         | 14                        | 1,883                     |

Source: Data Set: Census 2000 Summary File 3 (SF 3) - Sample Data -- P159B. POVERTY STATUS IN 1999 BY AGE (BLACK OR AFRICAN AMERICAN ALONE) [17] - Universe: Black or African American alone for whom poverty status is determined;P159I. POVERTY STATUS IN 1999 BY AGE (WHITE ALONE, NOT HISPANIC OR LATINO) [17] - Universe: White alone, not Hispanic or Latino population for whom poverty status is determined.

## MEDIAN EARNINGS IN 1999

**Source data for Chart 10**

|   | African American          | White, Not Hispanic       |
|---|---------------------------|---------------------------|
|   | Smyth County,<br>Virginia | Smyth County,<br>Virginia |
| Median earnings in 1999 --              |                           |                           |
| Worked full-time, year-round in 1999 -- |                           |                           |
| Total                                   | \$ 21,429                 | \$ 24,100                 |
| Male                                    | \$ 21,641                 | \$ 26,830                 |
| Female                                  | \$ 21,146                 | \$ 19,480                 |
| Other --                                |                           |                           |
| Total                                   | \$ 10,694                 | \$ 8,790                  |
| Male                                    | \$ 11,818                 | \$ 11,359                 |
| Female                                  | \$ 7,188                  | \$ 7,647                  |

Source: Data Set: Census 2000 Summary File 3 (SF 3) - Sample Data -- PCT74B. MEDIAN EARNINGS IN 1999 (DOLLARS) BY WORK EXPERIENCE IN 1999 BY SEX FOR THE POPULATION 16 YEARS AND OVER WITH EARNINGS (BLACK OR AFRICAN AMERICAN ALONE) [6] - Universe: Black or African American alone 16 years and over with earnings in 1999; PCT74I. MEDIAN EARNINGS IN 1999 (DOLLARS) BY WORK EXPERIENCE IN 1999 BY SEX FOR THE POPULATION 16 YEARS AND OVER WITH EARNINGS (WHITE ALONE, NOT HISPANIC OR LATINO) [6] - Universe: White alone, not Hispanic or Latino population 16 years and over with earnings in 1999.

## TENURE BY RACE OF HOUSEHOLDER

### Source data for Chart 11

|   | <b>Smyth County,<br/>Virginia</b> |
|---|-----------------------------------|
| Total:  | 13,493                            |
| Owner occupied:   | 10,005                            |
| Householder who is White alone                                      | 9,838                             |
| <b>Householder who is Black or African American alone</b>           | 102                               |
| Householder who is American Indian and Alaska Native alone          | 6                                 |
| Householder who is Asian alone                                      | 18                                |
| Householder who is Native Hawaiian and Other Pacific Islander alone | 0                                 |
| Householder who is Some other race alone                            | 24                                |
| Householder who is Two or more races                                | 17                                |
| Renter occupied:  | 3,488                             |
| Householder who is White alone                                      | 3,307                             |
| <b>Householder who is Black or African American alone</b>           | 85                                |
| Householder who is American Indian and Alaska Native alone          | 35                                |
| Householder who is Asian alone                                      | 7                                 |
| Householder who is Native Hawaiian and Other Pacific Islander alone | 0                                 |
| Householder who is Some other race alone                            | 9                                 |
| Householder who is Two or more races                                | 45                                |

### White alone, not Hispanic

### White, Not Hispanic

|                 | <b>Smyth County,<br/>Virginia</b> |
|-----------------|-----------------------------------|
| Total:          | 13,097                            |
| Owner occupied  | 9,803                             |
| Renter occupied | 3,294                             |

Source: Data Set: Census 2000 Summary File 3 (SF 3) - Sample Data -- H11. TENURE BY RACE OF HOUSEHOLDER [17] - Universe: Occupied housing units; H13. TENURE (WHITE ALONE, NOT HISPANIC OR LATINO HOUSEHOLDER) [3] - Universe: Occupied housing units with a householder who is White alone, not Hispanic or Latino.

## OCCUPANTS PER ROOM

### Source data for Chart 12

|                                 | African American          | White, Not Hispanic       |
|---------------------------------|---------------------------|---------------------------|
|                                 | Smyth County,<br>Virginia | Smyth County,<br>Virginia |
| Total:                          | 187                       | 13,097                    |
| 1.00 or less occupants per room | 187                       | 12,969                    |
| 1.01 or more occupants per room | 0                         | 128                       |

Source: Data Set: Census 2000 Summary File 3 (SF 3) - Sample Data -- HCT29B. OCCUPANTS PER ROOM (BLACK OR AFRICAN AMERICAN ALONE HOUSEHOLDER) [3] - Universe: Occupied housing units with a householder who is Black or African American alone; HCT29I. OCCUPANTS PER ROOM (WHITE ALONE, NOT HISPANIC OR LATINO HOUSEHOLDER) [3] - Universe: Occupied housing units with a householder who is White alone, not Hispanic or Latino.

## TELEPHONE SERVICE AVAILABLE

### Source data for Chart 13

|                                  | African American          | White, Not Hispanic       |
|----------------------------------|---------------------------|---------------------------|
|                                  | Smyth County,<br>Virginia | Smyth County,<br>Virginia |
| Total:                           | 187                       | 13,097                    |
| With telephone service available | 167                       | 12,439                    |
| No telephone service available   | 20                        | 658                       |

Source: Data Set: Census 2000 Summary File 3 (SF 3) - Sample Data -- HCT32B. TELEPHONE SERVICE AVAILABLE (BLACK OR AFRICAN AMERICAN ALONE HOUSEHOLDER) [3] - Universe: Occupied housing units with a householder who is Black or African American alone; HCT32I. TELEPHONE SERVICE AVAILABLE (WHITE ALONE, NOT HISPANIC OR LATINO HOUSEHOLDER) [3] - Universe: Occupied housing units with a householder who is White alone, not Hispanic or Latino.

## VEHICLES AVAILABLE

### Source data for Chart 14

|                              | African American          | White, Not Hispanic       |
|------------------------------|---------------------------|---------------------------|
|                              | Smyth County,<br>Virginia | Smyth County,<br>Virginia |
| Total:                       | 187                       | 13,097                    |
| No vehicle available         | 36                        | 1,139                     |
| 1 or more vehicles available | 151                       | 11,958                    |

Source: Data Set: Census 2000 Summary File 3 (SF 3) - Sample Data -- HCT33B. VEHICLES AVAILABLE (BLACK OR AFRICAN AMERICAN ALONE HOUSEHOLDER) [3] - Universe: Occupied housing units with a householder who is Black or African American alone;; HCT33I. VEHICLES AVAILABLE (WHITE ALONE, NOT HISPANIC OR LATINO HOUSEHOLDER) [3] - Universe: Occupied housing units with a householder who is White alone, not Hispanic or Latino.

## PLUMBING FACILITIES

### Source data for Chart 15

|                                      | African American          | White, Not Hispanic       |
|--------------------------------------|---------------------------|---------------------------|
|                                      | Smyth County,<br>Virginia | Smyth County,<br>Virginia |
| Total:                               | 187                       | 13,097                    |
| Complete plumbing facilities         | 187                       | 12,968                    |
| Lacking complete plumbing facilities | 0                         | 129                       |

Source: Data Set: Census 2000 Summary File 3 (SF 3) - Sample Data -- HCT34B. PLUMBING FACILITIES (BLACK OR AFRICAN AMERICAN ALONE HOUSEHOLDER) [3] - Universe: Occupied housing units with a householder who is Black or African American alone; HCT34I. PLUMBING FACILITIES (WHITE ALONE, NOT HISPANIC OR LATINO HOUSEHOLDER) [3] - Universe: Occupied housing units with a householder who is White alone, not Hispanic or Latino.

## GROSS RENT AS A PERCENTAGE OF HOUSEHOLD INCOME IN 1999

### Source data for Chart 16

|                      | African American          | White, Not Hispanic       |
|----------------------|---------------------------|---------------------------|
|                      | Smyth County,<br>Virginia | Smyth County,<br>Virginia |
| Total:               | 85                        | 3,213                     |
| Less than 10 percent | 0                         | 373                       |
| 10 to 14 percent     | 15                        | 573                       |
| 15 to 19 percent     | 10                        | 442                       |
| 20 to 24 percent     | 18                        | 386                       |
| 25 to 29 percent     | 11                        | 278                       |
| 30 to 34 percent     | 6                         | 130                       |
| 35 to 39 percent     | 0                         | 84                        |
| 40 to 49 percent     | 0                         | 144                       |
| 50 percent or more   | 16                        | 291                       |
| Not computed         | 9                         | 512                       |

Source: Data Set: Census 2000 Summary File 3 (SF 3) - Sample Data -- HCT39B. GROSS RENT AS A PERCENTAGE OF HOUSEHOLD INCOME IN 1999 (BLACK OR AFRICAN AMERICAN ALONE HOUSEHOLDER) [11] - Universe: Specified renter-occupied housing units with a householder who is Black or African American alone; HCT39I. GROSS RENT AS A PERCENTAGE OF HOUSEHOLD INCOME IN 1999 (WHITE ALONE, NOT HISPANIC OR LATINO HOUSEHOLDER) [11] - Universe: Specified renter-occupied housing units with a householder who is White alone, not Hispanic or Latino.

## MEDIAN GROSS RENT

### Source data for Chart 17

|                   | African American          | White, Not Hispanic       |
|-------------------|---------------------------|---------------------------|
|                   | Smyth County,<br>Virginia | Smyth County,<br>Virginia |
| Median gross rent | \$ 406                    | \$ 350                    |

Source: Data Set: Census 2000 Summary File 3 (SF 3) - Sample Data -- HCT37B. MEDIAN GROSS RENT (DOLLARS) (BLACK OR AFRICAN AMERICAN ALONE HOUSEHOLDER) [1] - Universe: Specified renter-occupied housing units paying cash rent with a householder who is Black or African American alone; HCT37I. MEDIAN GROSS RENT (DOLLARS) (WHITE ALONE, NOT HISPANIC OR LATINO HOUSEHOLDER) [1] - Universe: Specified renter-occupied housing units paying cash rent with a householder who is White alone, not Hispanic or Latino.

## MEDIAN HOME VALUE

### Source data for Chart 18

|              | African American          | White, Not Hispanic       |
|--------------|---------------------------|---------------------------|
|              | Smyth County,<br>Virginia | Smyth County,<br>Virginia |
| Median value | \$ 38,200                 | \$ 67,800                 |

Source: Data Set: Census 2000 Summary File 3 (SF 3) - Sample Data -- HCT42B. MEDIAN VALUE (DOLLARS) (BLACK OR AFRICAN AMERICAN ALONE HOUSEHOLDER) [1] - Universe: Specified owner-occupied housing units with a householder who is Black or African American alone; HCT42I. MEDIAN VALUE (DOLLARS) (WHITE ALONE, NOT HISPANIC OR LATINO HOUSEHOLDER) [1] - Universe: Specified owner-occupied housing units with a householder who is White alone, not Hispanic or Latino.