

# **Selected Socio-Economic Data**

## **Roanoke County, Virginia**

### **African American and White, Not Hispanic**

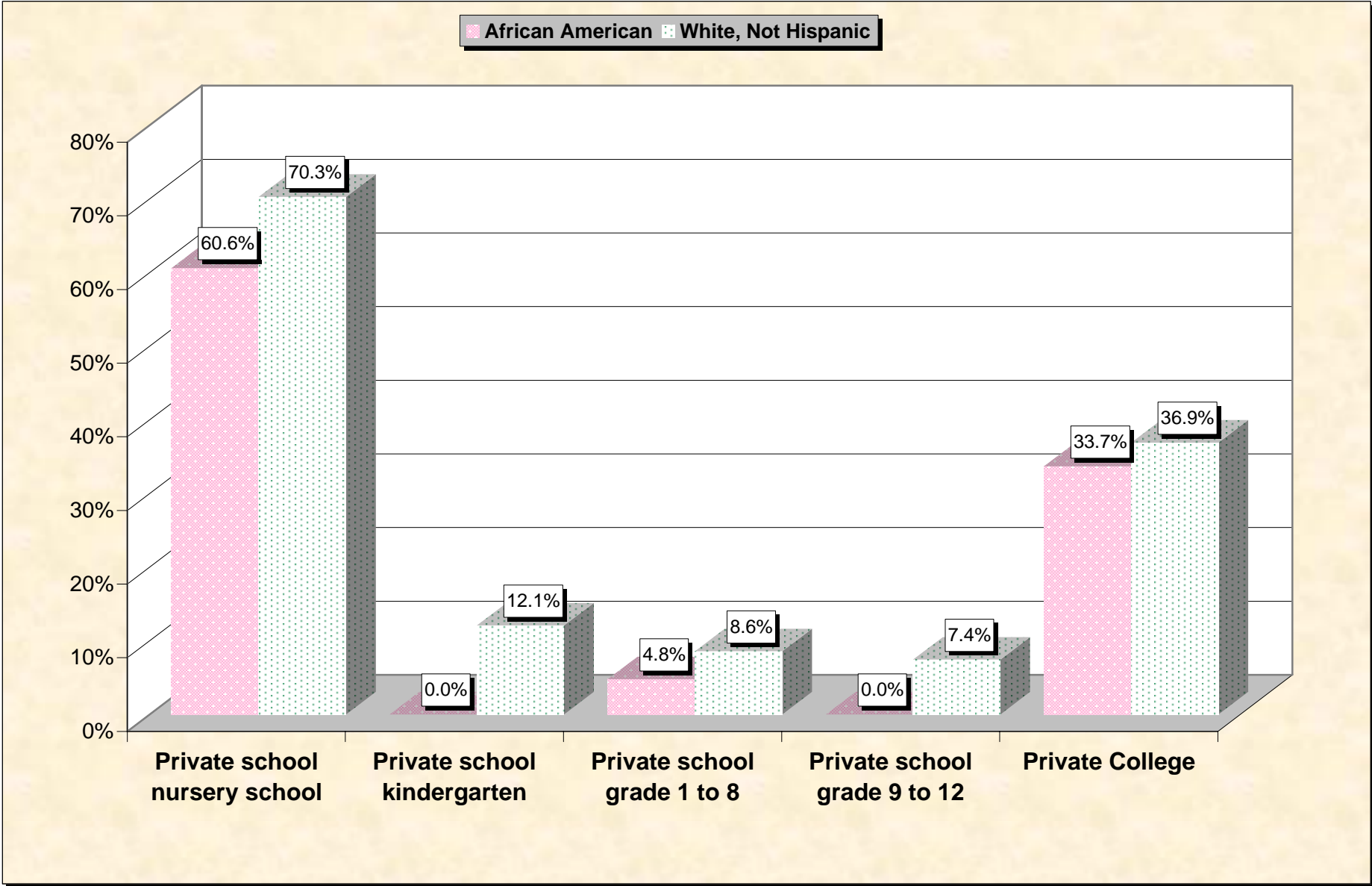
**Data Set: Census 2000 Summary File 3 (SF 3) - Sample Data**

# Chart 1 -- Single-Parent Family Households (Householder 15 to 64 years) Roanoke County, Virginia



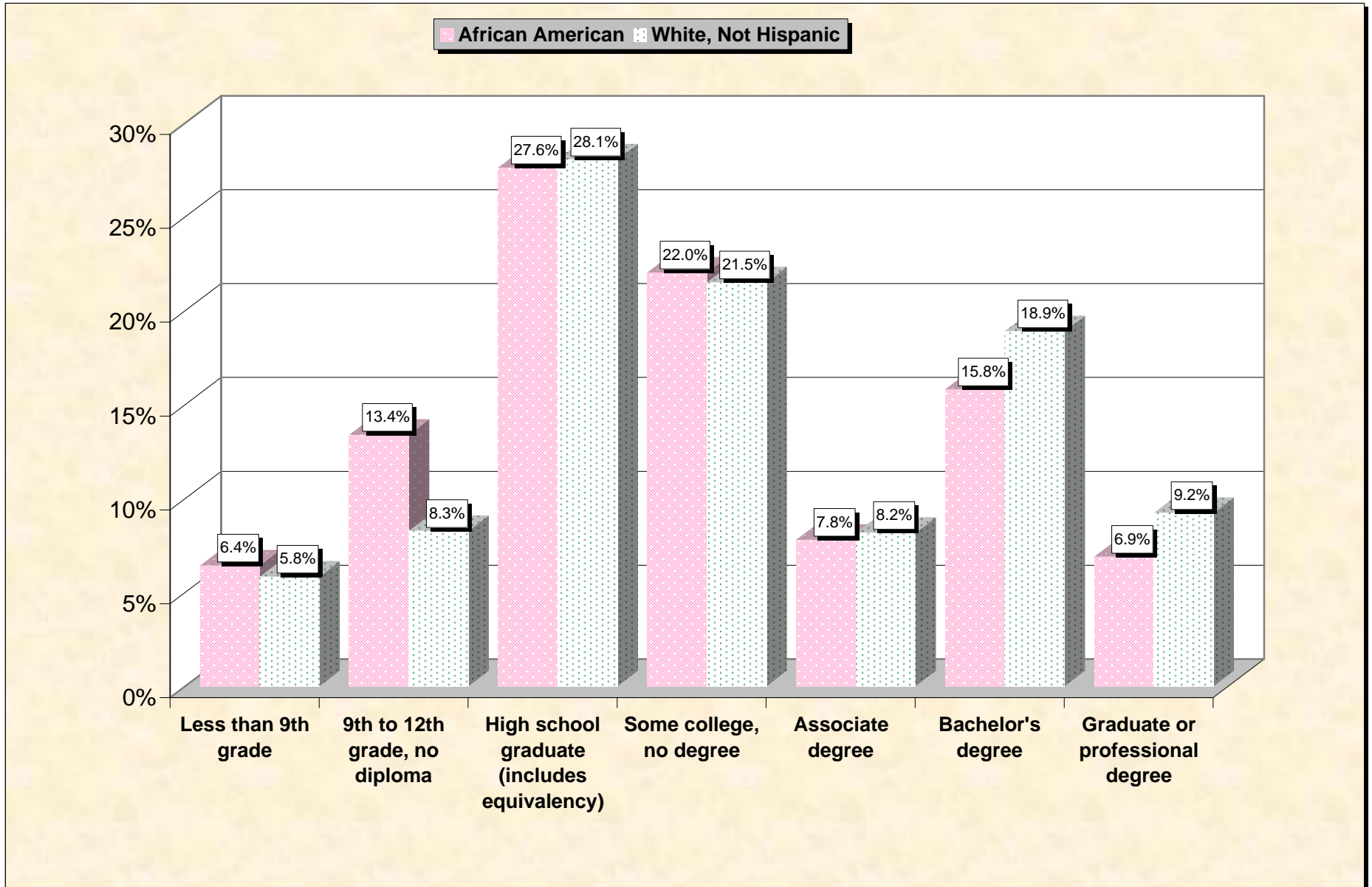
Source: Data Set: Census 2000 Summary File 3 (SF 3) - Sample Data - P146B. HOUSEHOLDS BY AGE OF HOUSEHOLDER BY HOUSEHOLD TYPE (INCLUDING LIVING ALONE) BY PRESENCE OF OWN CHILDREN UNDER 18 YEARS (BLACK OR AFRICAN AMERICAN ALONE HOUSEHOLDER) [31] - Universe: Households with a householder who is Black or African American alone; P146I. HOUSEHOLDS BY AGE OF HOUSEHOLDER BY HOUSEHOLD TYPE (INCLUDING LIVING ALONE) BY PRESENCE OF OWN CHILDREN UNDER 18 YEARS (WHITE ALONE, NOT HISPANIC OR LATINO HOUSEHOLDER) [31] - Universe: Households with a householder who is White alone, not Hispanic or Latino.

# Chart 2 -- Private School Enrollment (3 years and over) Roanoke County, Virginia



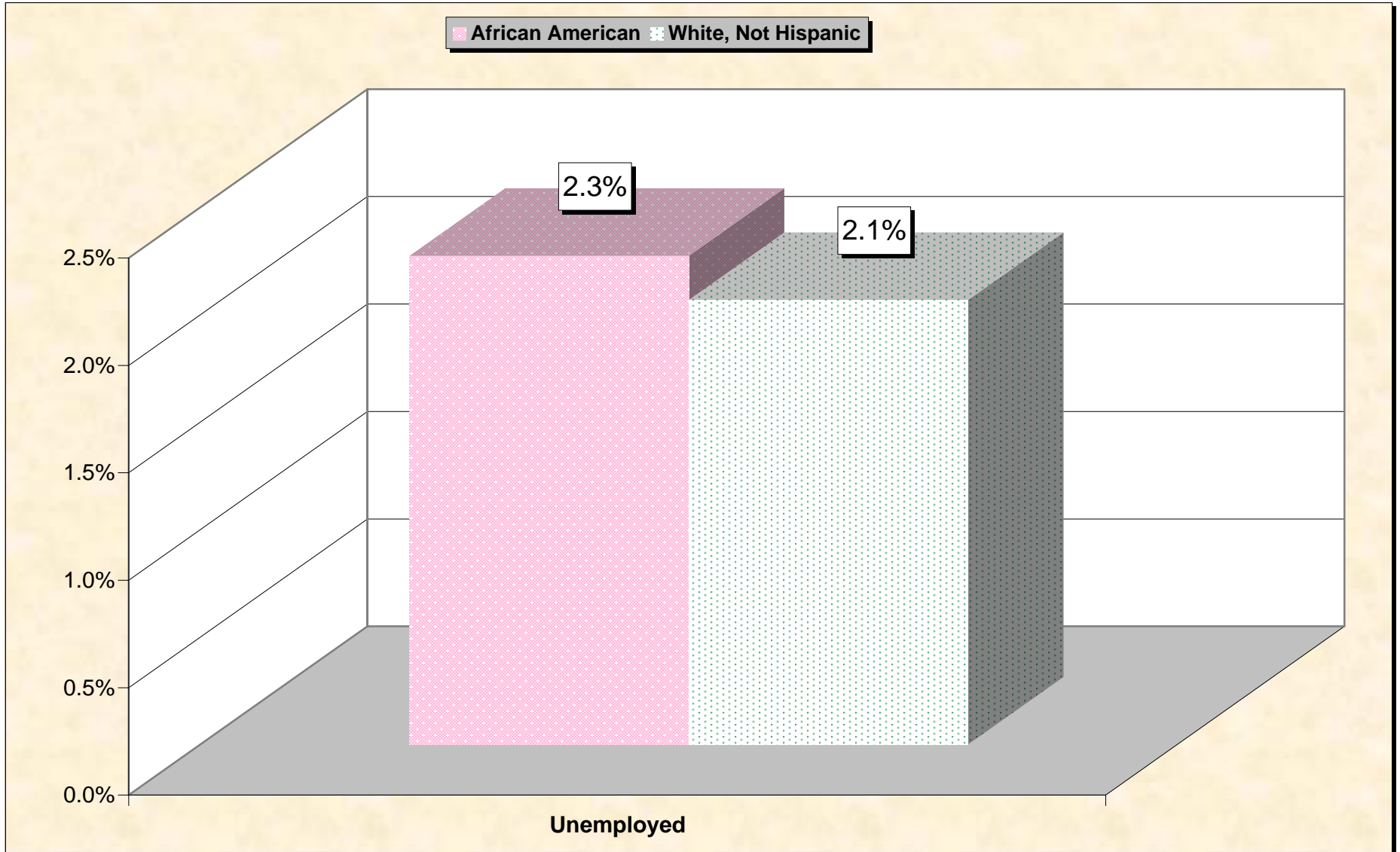
Source: Data Set: Census 2000 Summary File 3 (SF 3) - Sample Data -- P147B. SCHOOL ENROLLMENT BY LEVEL OF SCHOOL BY TYPE OF SCHOOL FOR THE POPULATION 3 YEARS AND OVER (BLACK OR AFRICAN AMERICAN ALONE) [17] - Universe: Black or African American alone 3 years and over; P147I. SCHOOL ENROLLMENT BY LEVEL OF SCHOOL BY TYPE OF SCHOOL FOR THE POPULATION 3 YEARS AND OVER (WHITE ALONE, NOT HISPANIC OR LATINO) [17] - Universe: White alone, not Hispanic or Latino population 3 years and over.

### Chart 3 -- Educational Attainment (25 years and over) Roanoke County, Virginia



Source: Data Set: Census 2000 Summary File 3 (SF 3) - Sample Data -- P148B. SEX BY EDUCATIONAL ATTAINMENT FOR THE POPULATION 25 YEARS AND OVER (BLACK OR AFRICAN AMERICAN ALONE) [17] - Universe: Black or African American alone 25 years and over; P148I. SEX BY EDUCATIONAL ATTAINMENT FOR THE POPULATION 25 YEARS AND OVER (WHITE ALONE, NOT HISPANIC OR LATINO) [17] - Universe: White alone, not Hispanic or Latino population 25 years and over.

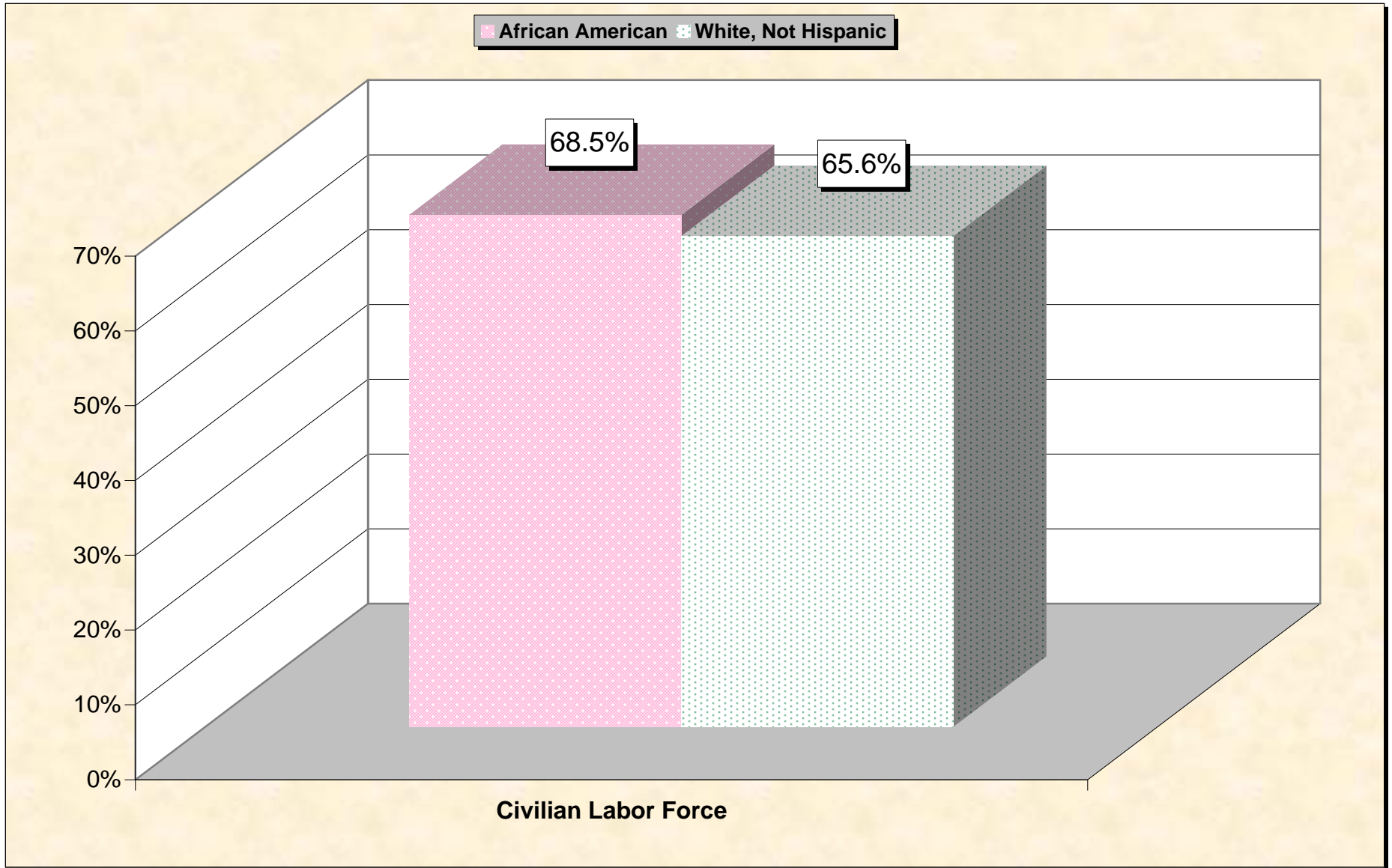
# Chart 4 -- Unemployment Rate (Civilian Labor Force) Roanoke County, Virginia



**Note:** Unemployment rate is defined as a percentage of the civilian labor force.

Source: Data Set: Census 2000 Summary File 3 (SF 3) - Sample Data -- P150B. SEX BY EMPLOYMENT STATUS FOR THE POPULATION 16 YEARS AND OVER (BLACK OR AFRICAN AMERICAN ALONE) [15] - Universe: Black or African American alone 16 years and over; P150I. SEX BY EMPLOYMENT STATUS FOR THE POPULATION 16 YEARS AND OVER (WHITE ALONE, NOT HISPANIC OR LATINO) [15] - Universe: White alone, not Hispanic or Latino population 16 years and over.

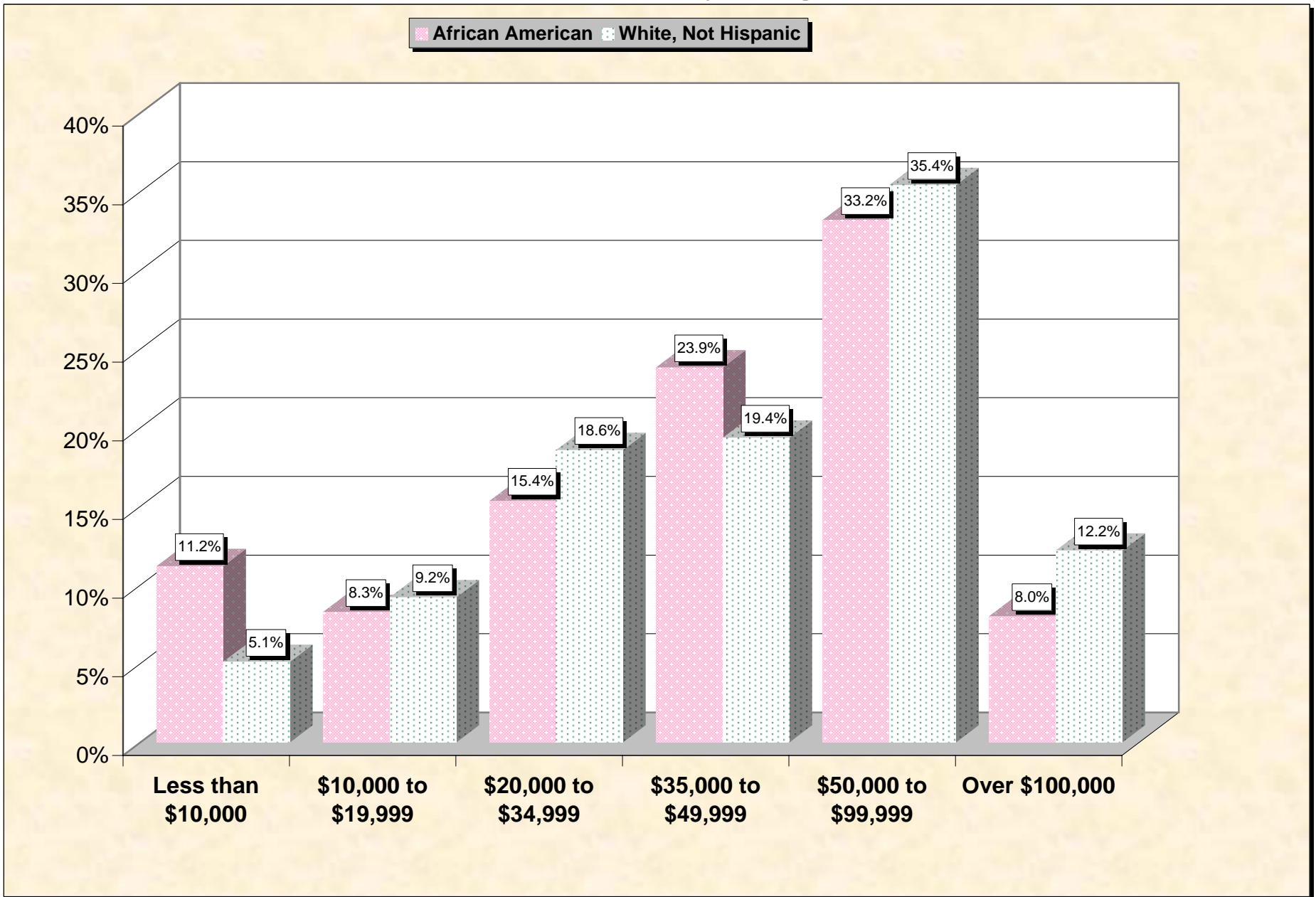
# Chart 5 -- Labor Force Participation (Civilian Labor Force) Roanoke County, Virginia



**Note:** Labor force participation rate is defined as a percentage of the civilian population over 16.

Source: Data Set: Census 2000 Summary File 3 (SF 3) - Sample Data -- P150B. SEX BY EMPLOYMENT STATUS FOR THE POPULATION 16 YEARS AND OVER (BLACK OR AFRICAN AMERICAN ALONE) [15] - Universe: Black or African American alone 16 years and over; P150I. SEX BY EMPLOYMENT STATUS FOR THE POPULATION 16 YEARS AND OVER (WHITE ALONE, NOT HISPANIC OR LATINO) [15] - Universe: White alone, not Hispanic or Latino population 16 years and over.

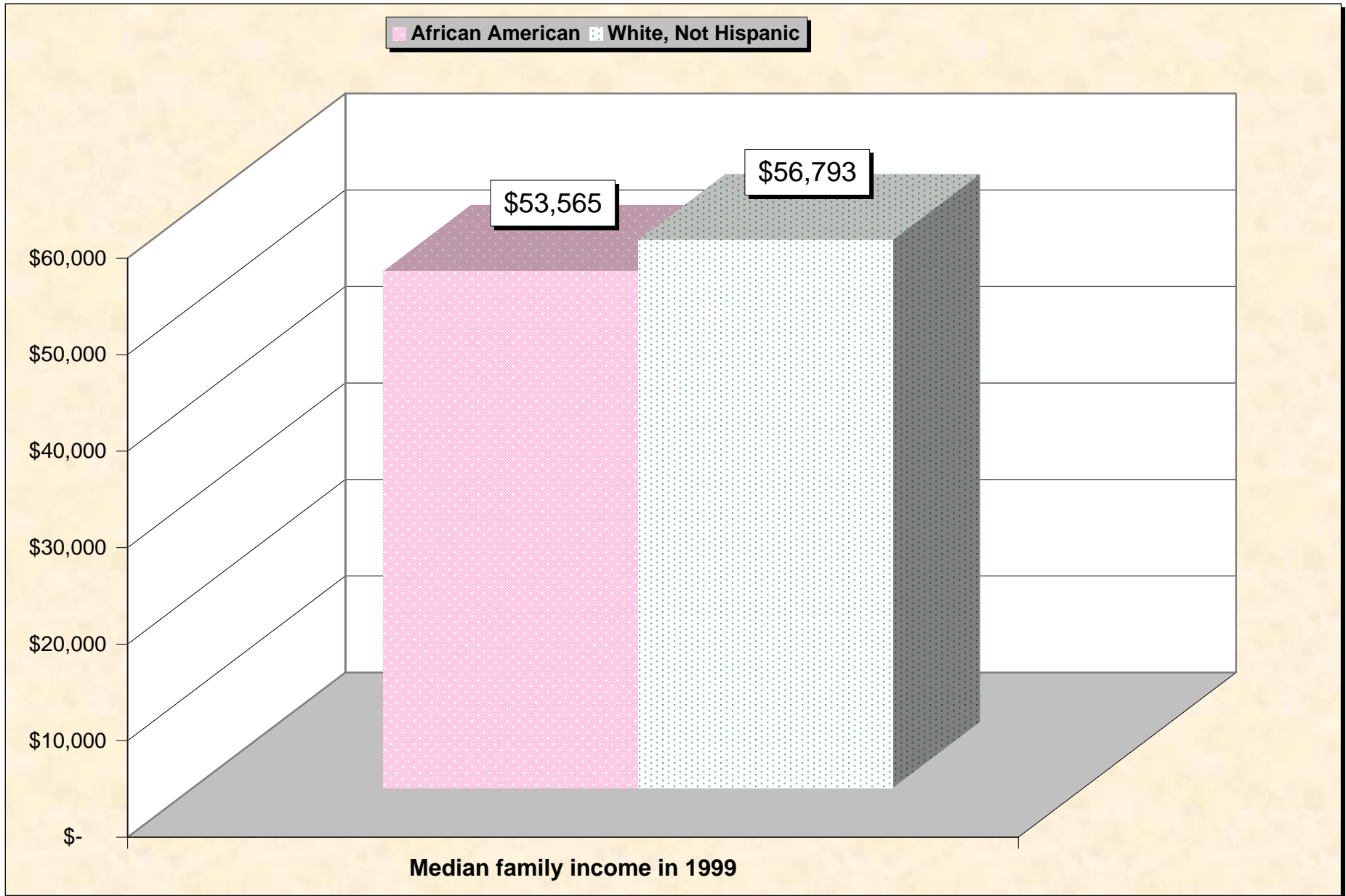
## Chart 6 -- Household Income in 1999 Roanoke County, Virginia



Source: Data Set: Census 2000 Summary File 3 (SF 3) - Sample Data -- P151B. HOUSEHOLD INCOME IN 1999 (BLACK OR AFRICAN AMERICAN ALONE HOUSEHOLDER) [17] - Universe: Households with a householder who is Black or African American alone; P151I. HOUSEHOLD INCOME IN 1999 (WHITE ALONE, NOT HISPANIC OR LATINO HOUSEHOLDER) [17] - Universe: Households with a householder who is White alone, not Hispanic or Latino.

# Chart 7 -- Median Family Income In 1999

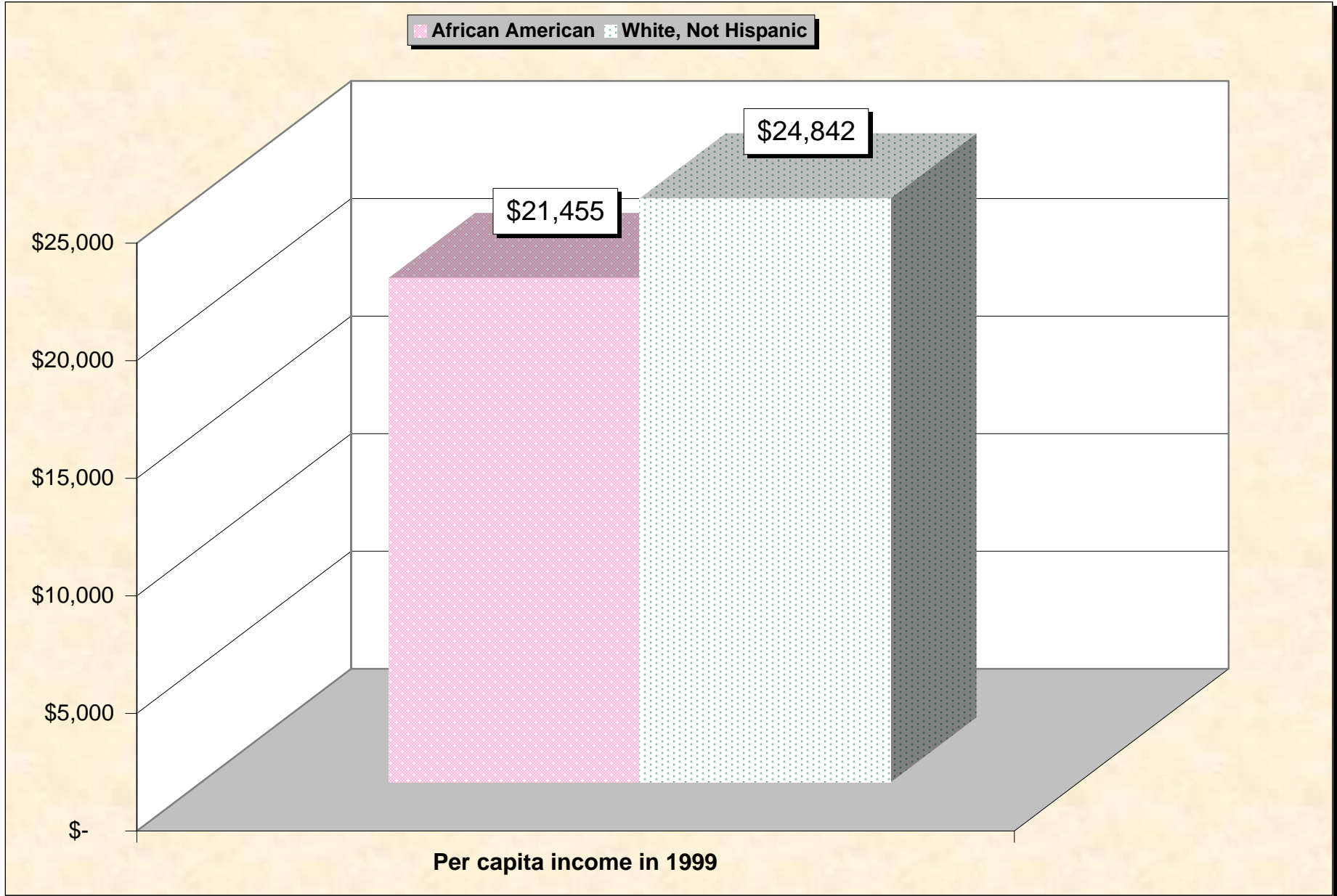
## Roanoke County, Virginia



Source: Data Set: Census 2000 Summary File 3 (SF 3) - Sample Data -- P155B. MEDIAN FAMILY INCOME IN 1999 (DOLLARS) (BLACK OR AFRICAN AMERICAN ALONE HOUSEHOLDER) [1] - Universe: Families with a householder who is Black or African American alone ; P155I. MEDIAN FAMILY INCOME IN 1999 (DOLLARS) (WHITE ALONE, NOT HISPANIC OR LATINO HOUSEHOLDER) [1] - Universe: Families with a householder who is White alone, not Hispanic or Latino.

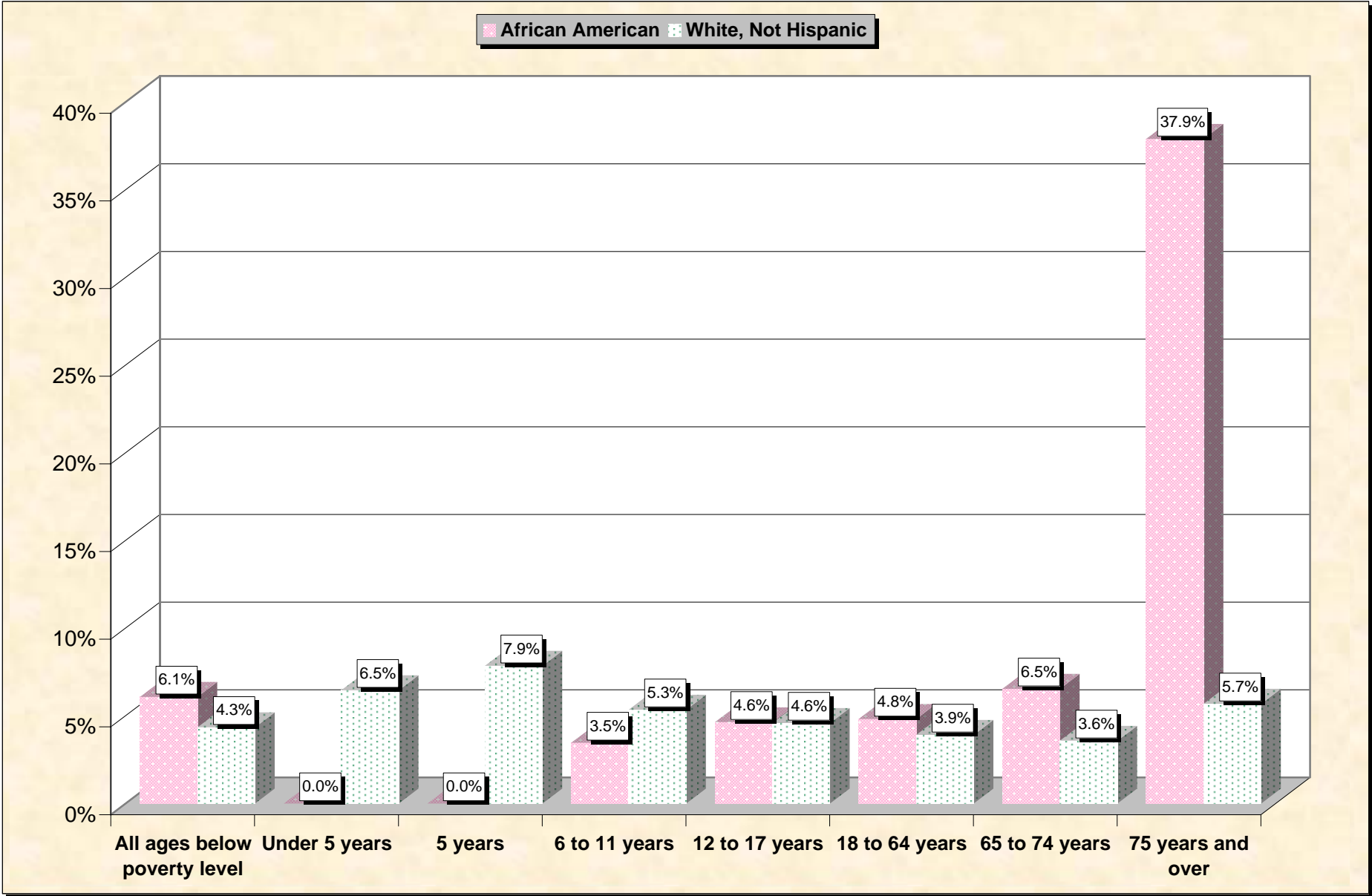


# Chart 8 -- Per Capita Income In 1999 Roanoke County, Virginia



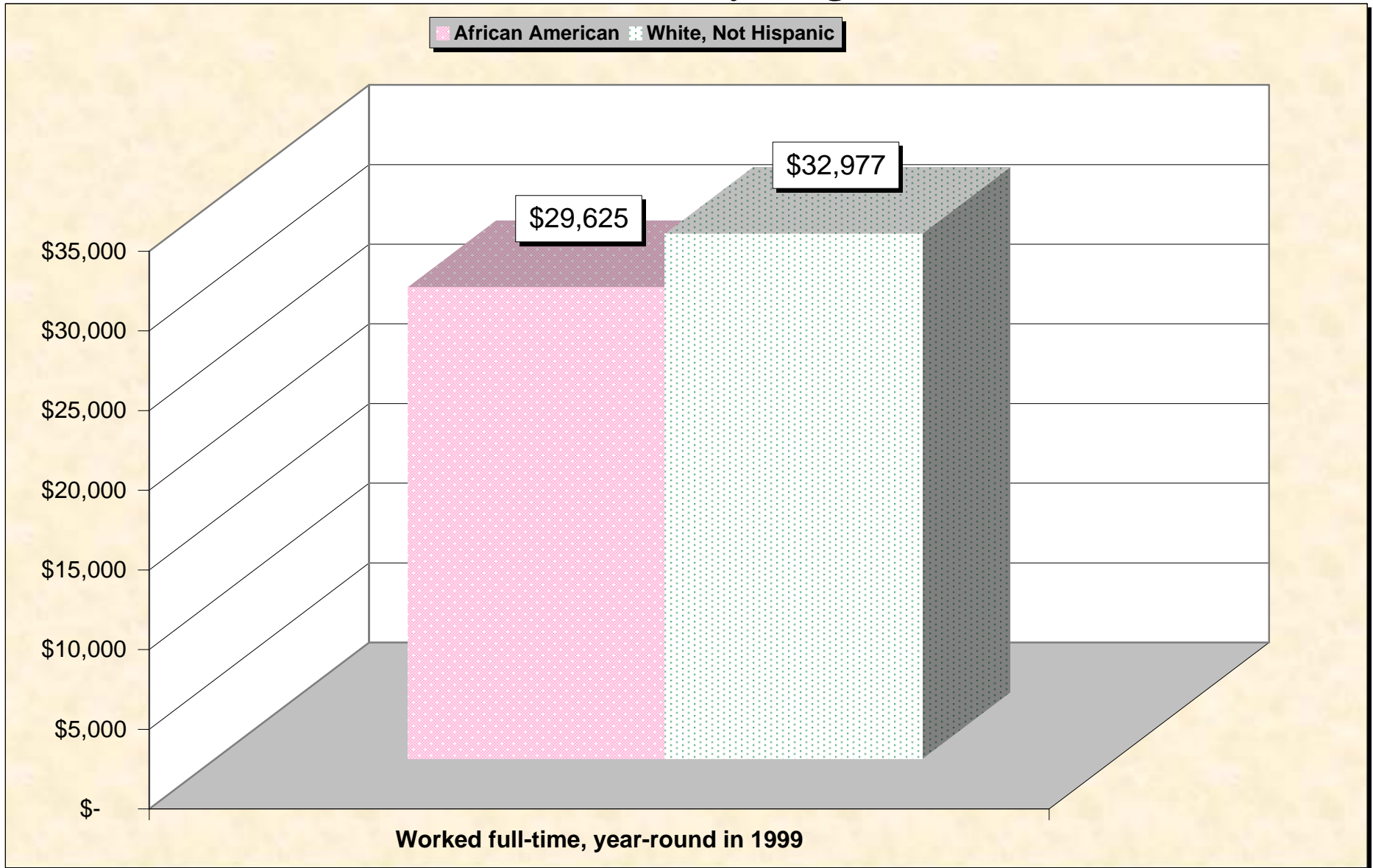
Source: Data Set: Census 2000 Summary File 3 (SF 3) - Sample Data -- P157B. PER CAPITA INCOME IN 1999 (DOLLARS) (BLACK OR AFRICAN AMERICAN ALONE) [1] - Universe: Black or African American alone; P157I. PER CAPITA INCOME IN 1999 (DOLLARS) (WHITE ALONE, NOT HISPANIC OR LATINO) [1] - Universe: White alone, not Hispanic or Latino population.

# Chart 9 -- Income in 1999 Below Poverty Level by Age Roanoke County, Virginia



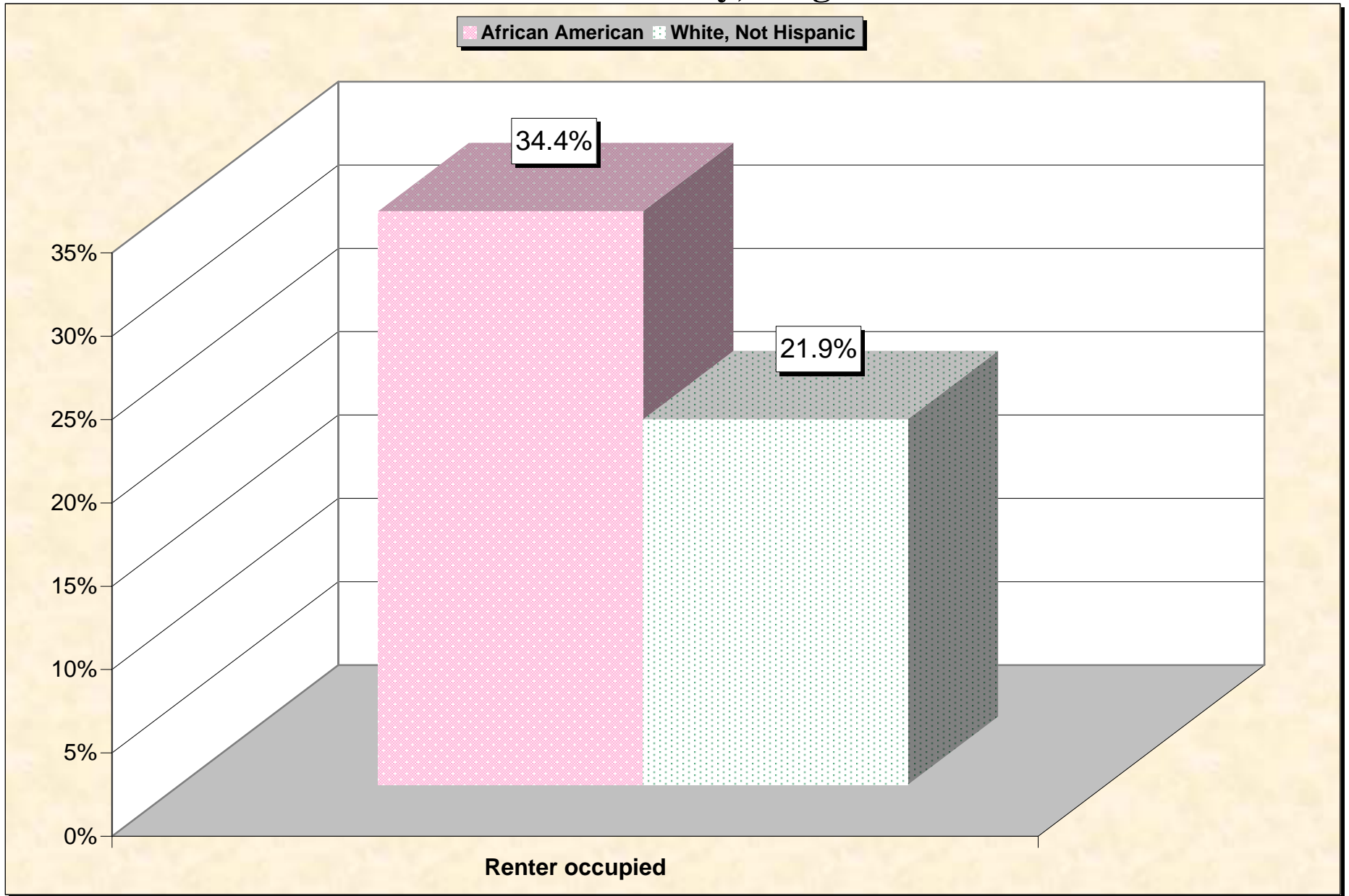
Source: Data Set: Census 2000 Summary File 3 (SF 3) - Sample Data -- P159B. POVERTY STATUS IN 1999 BY AGE (BLACK OR AFRICAN AMERICAN ALONE) [17] - Universe: Black or African American alone for whom poverty status is determined; P159I. POVERTY STATUS IN 1999 BY AGE (WHITE ALONE, NOT HISPANIC OR LATINO) [17] - Universe: White alone, not Hispanic or Latino population for whom poverty status is determined.

# Chart 10 -- Median Earnings in 1999 Roanoke County, Virginia



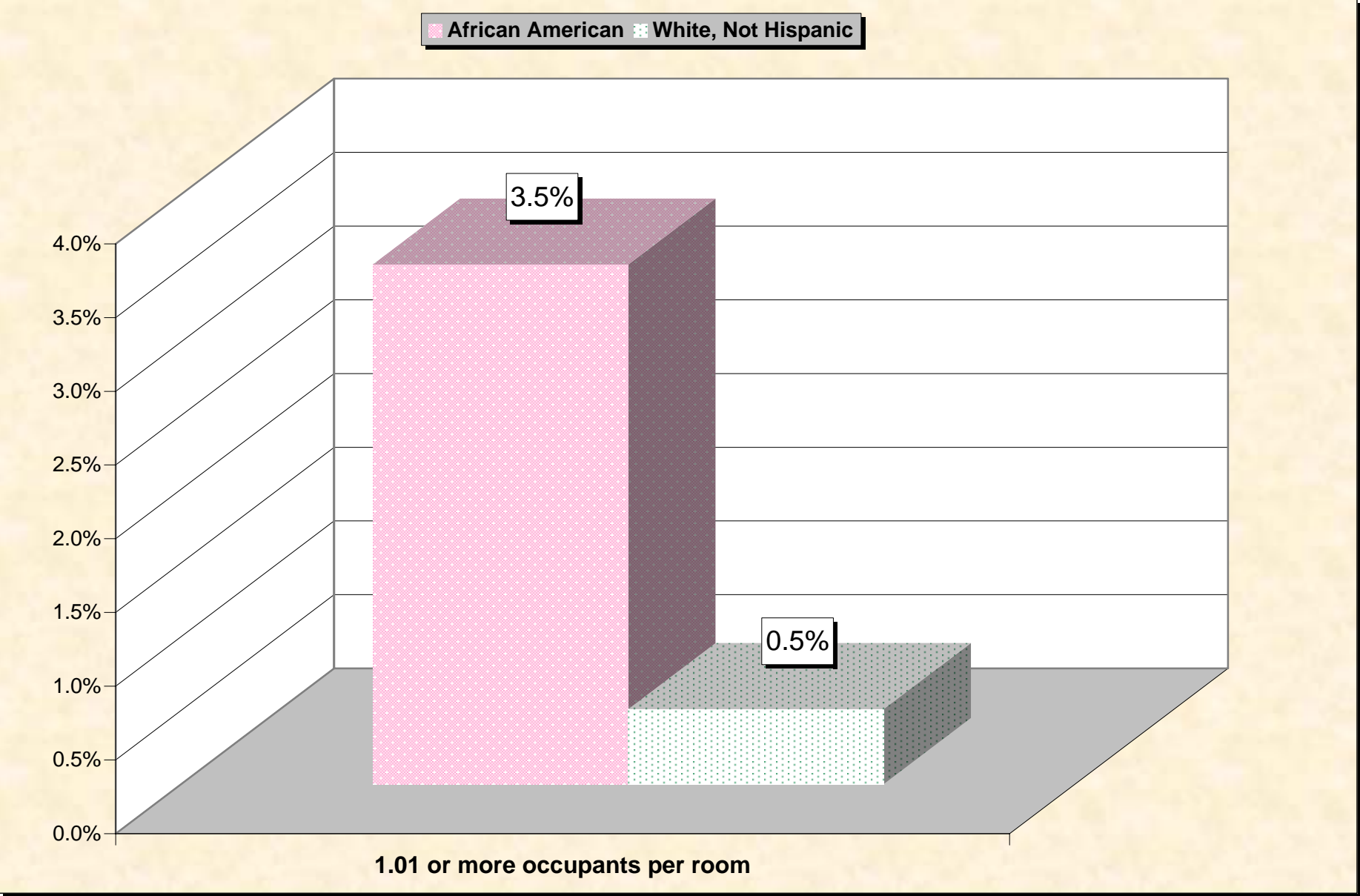
Source: Data Set: Census 2000 Summary File 3 (SF 3) - Sample Data -- PCT74B. MEDIAN EARNINGS IN 1999 (DOLLARS) BY WORK EXPERIENCE IN 1999 BY SEX FOR THE POPULATION 16 YEARS AND OVER WITH EARNINGS (BLACK OR AFRICAN AMERICAN ALONE) [6] - Universe: Black or African American alone 16 years and over with earnings in 1999; PCT74I. MEDIAN EARNINGS IN 1999 (DOLLARS) BY WORK EXPERIENCE IN 1999 BY SEX FOR THE POPULATION 16 YEARS AND OVER WITH EARNINGS (WHITE ALONE, NOT HISPANIC OR LATINO) [6] - Universe: White alone, not Hispanic or Latino population 16 years and over with earnings in 1999.

# Chart 11 -- Renter-Occupied Housing Roanoke County, Virginia



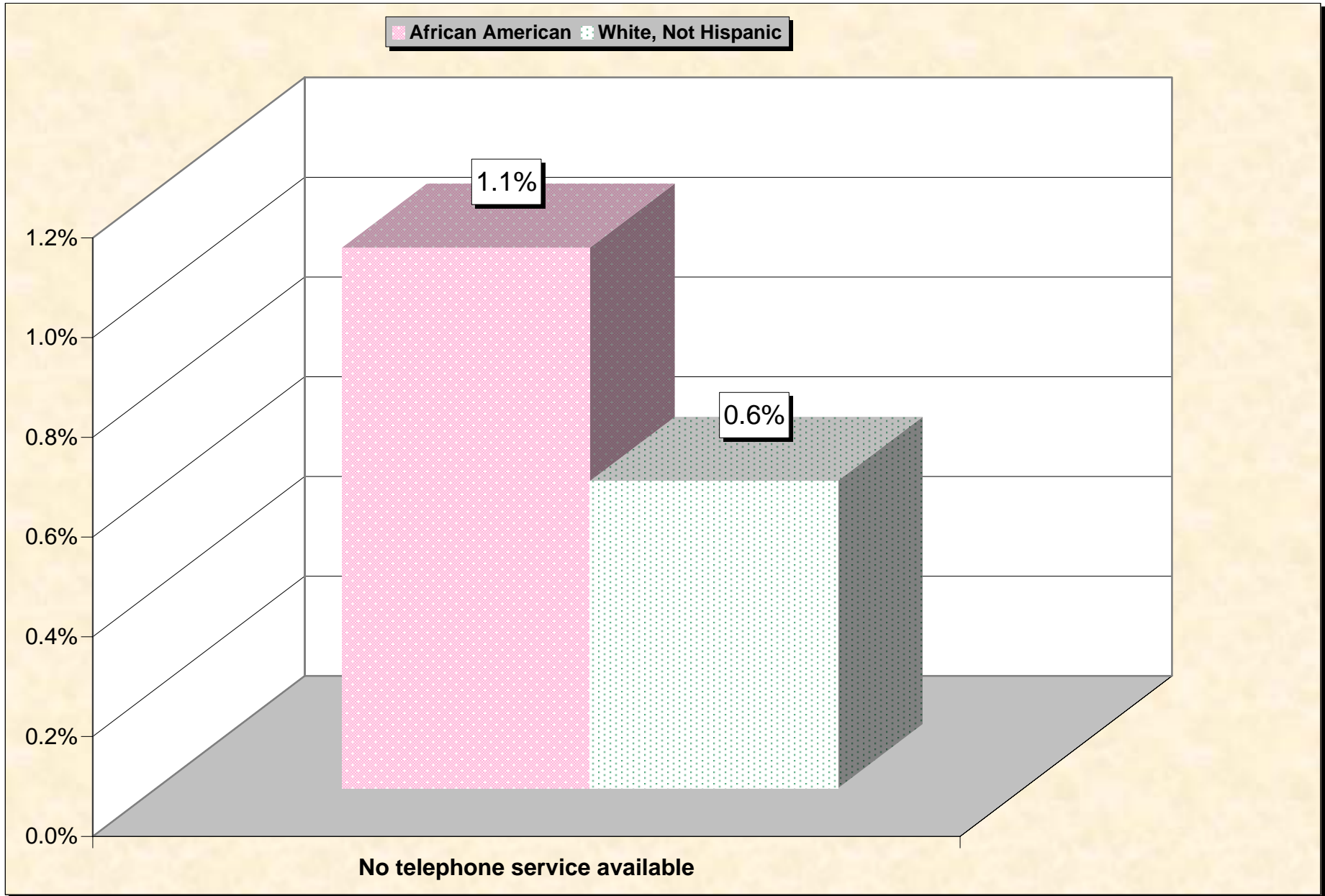
Source: Data Set: Census 2000 Summary File 3 (SF 3) - Sample Data -- H11. TENURE BY RACE OF HOUSEHOLDER [17] - Universe: Occupied housing units; H13. TENURE (WHITE ALONE, NOT HISPANIC OR LATINO HOUSEHOLDER) [3] - Universe: Occupied housing units with a householder who is White alone, not Hispanic or Latino.

# Chart 12 -- Occupants Per Room (Crowding) by Household Roanoke County, Virginia



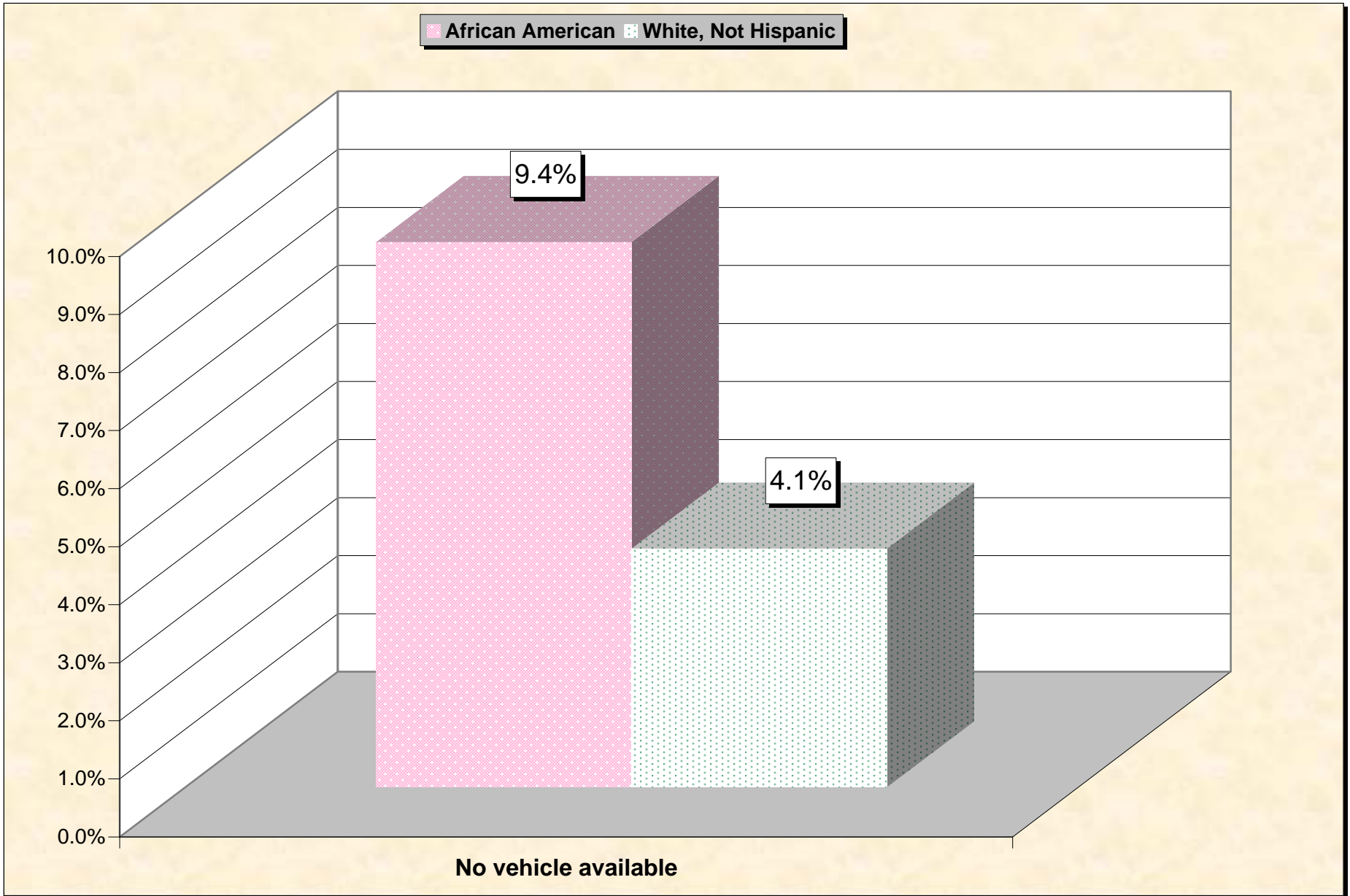
Source: Data Set: Census 2000 Summary File 3 (SF 3) - Sample Data -- HCT29B. OCCUPANTS PER ROOM (BLACK OR AFRICAN AMERICAN ALONE HOUSEHOLDER) [3] - Universe: Occupied housing units with a householder who is Black or African American alone; HCT29I. OCCUPANTS PER ROOM (WHITE ALONE, NOT HISPANIC OR LATINO HOUSEHOLDER) [3] - Universe: Occupied housing units with a householder who is White alone, not Hispanic or Latino.

# Chart 13 -- Lack of Telephone Service by Household Roanoke County, Virginia



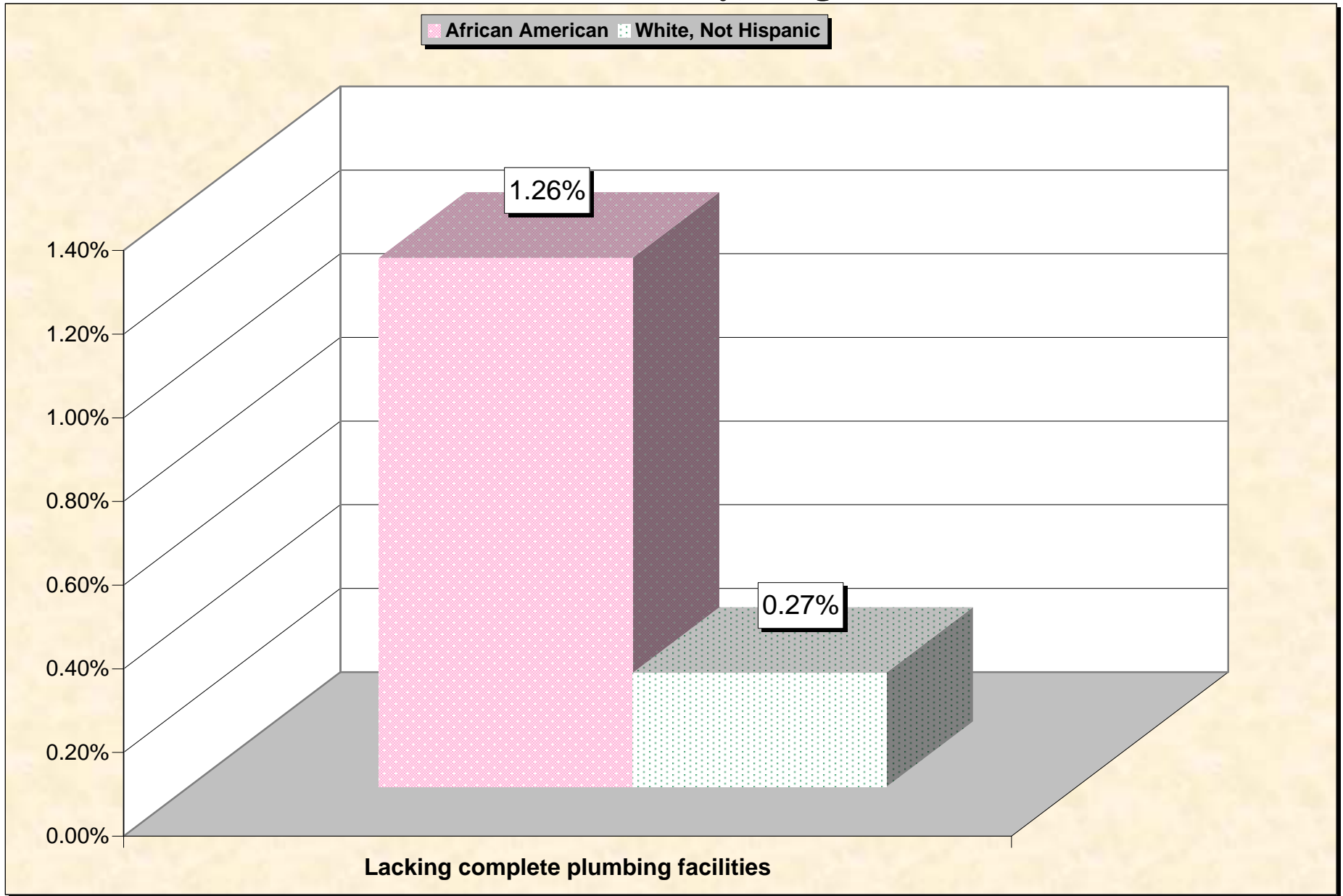
Source: Data Set: Census 2000 Summary File 3 (SF 3) - Sample Data -- HCT32B. TELEPHONE SERVICE AVAILABLE (BLACK OR AFRICAN AMERICAN ALONE HOUSEHOLDER) [3] - Universe: Occupied housing units with a householder who is Black or African American alone; HCT32I. TELEPHONE SERVICE AVAILABLE (WHITE ALONE, NOT HISPANIC OR LATINO HOUSEHOLDER) [3] - Universe: Occupied housing units with a householder who is White alone, not Hispanic or Latino.

# Chart 14 -- Lack of Vehicle By Household Roanoke County, Virginia



Source: Data Set: Census 2000 Summary File 3 (SF 3) - Sample Data -- HCT33B. VEHICLES AVAILABLE (BLACK OR AFRICAN AMERICAN ALONE HOUSEHOLDER) [3] - Universe: Occupied housing units with a householder who is Black or African American alone;; HCT33I. VEHICLES AVAILABLE (WHITE ALONE, NOT HISPANIC OR LATINO HOUSEHOLDER) [3] - Universe: Occupied housing units with a householder who is White alone, not Hispanic or Latino.

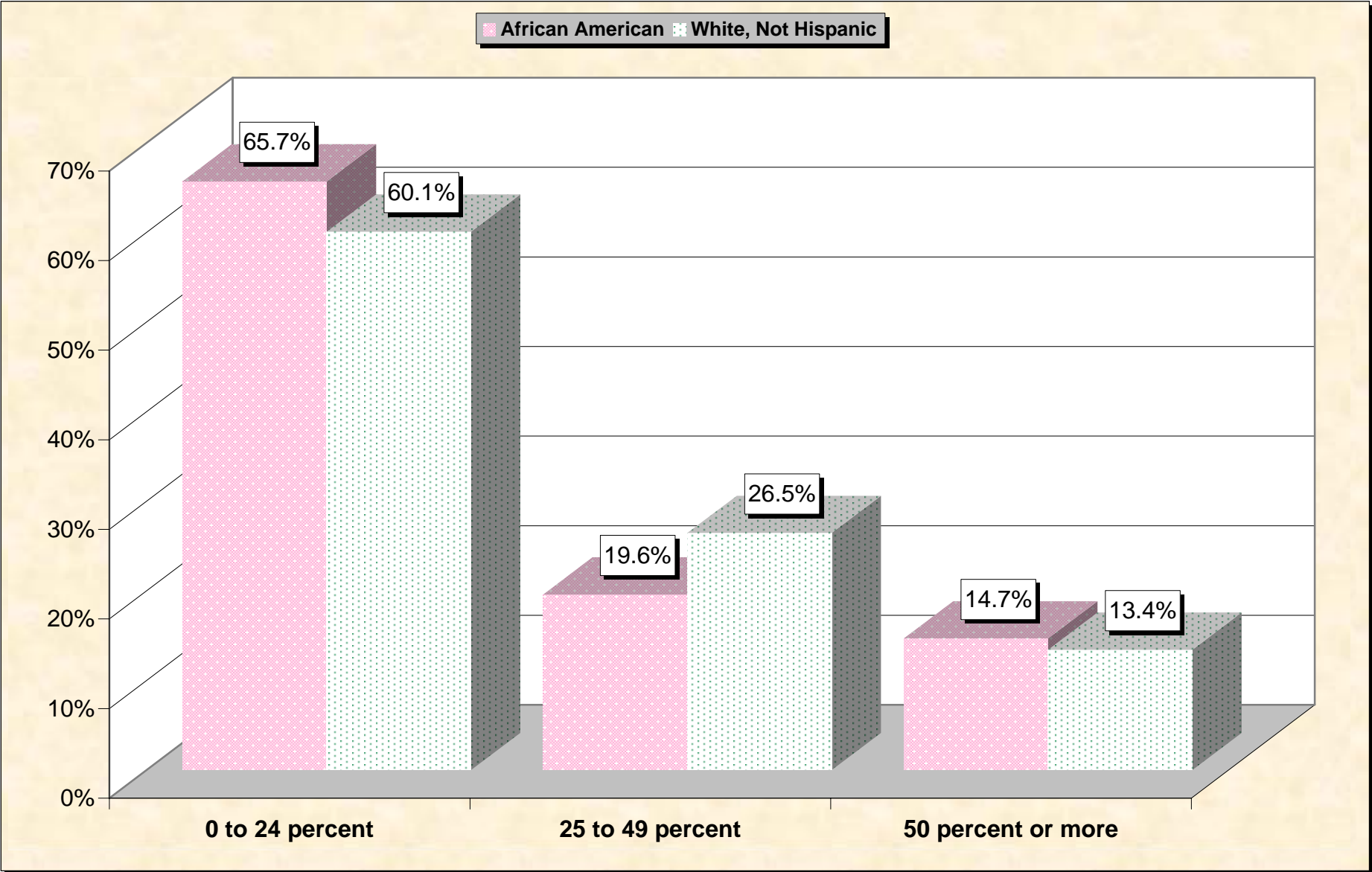
# Chart 15 -- Lack of Plumbing By Household Roanoke County, Virginia



Source: Data Set: Census 2000 Summary File 3 (SF 3) - Sample Data -- HCT34B. PLUMBING FACILITIES (BLACK OR AFRICAN AMERICAN ALONE HOUSEHOLDER) [3] - Universe: Occupied housing units with a householder who is Black or African American alone; HCT34I. PLUMBING FACILITIES (WHITE ALONE, NOT HISPANIC OR LATINO HOUSEHOLDER) [3] - Universe: Occupied housing units with a householder who is White alone, not Hispanic or Latino.

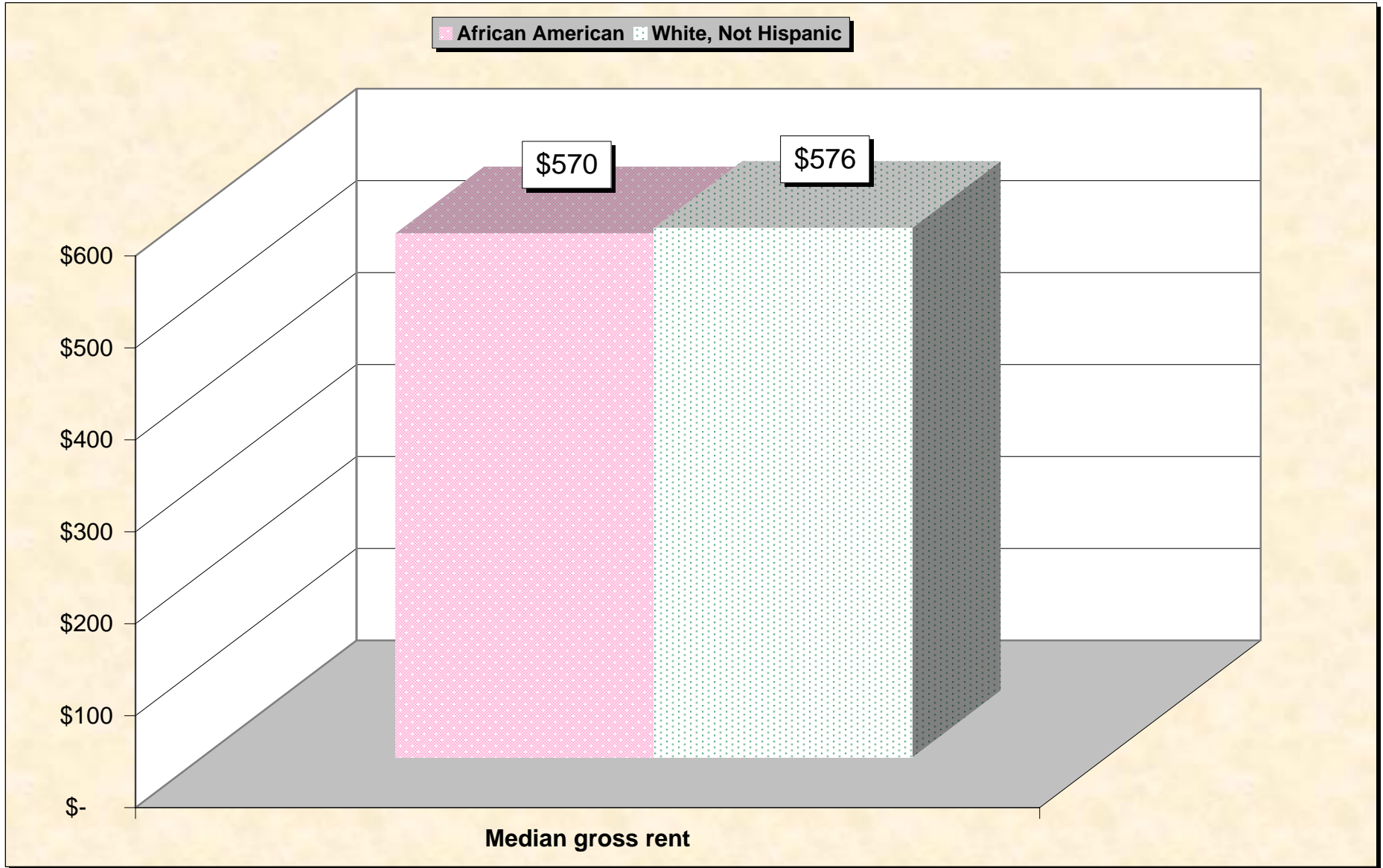


# Chart 16 -- Gross Rent as a Percentage of Household Income in 1999 Roanoke County, Virginia



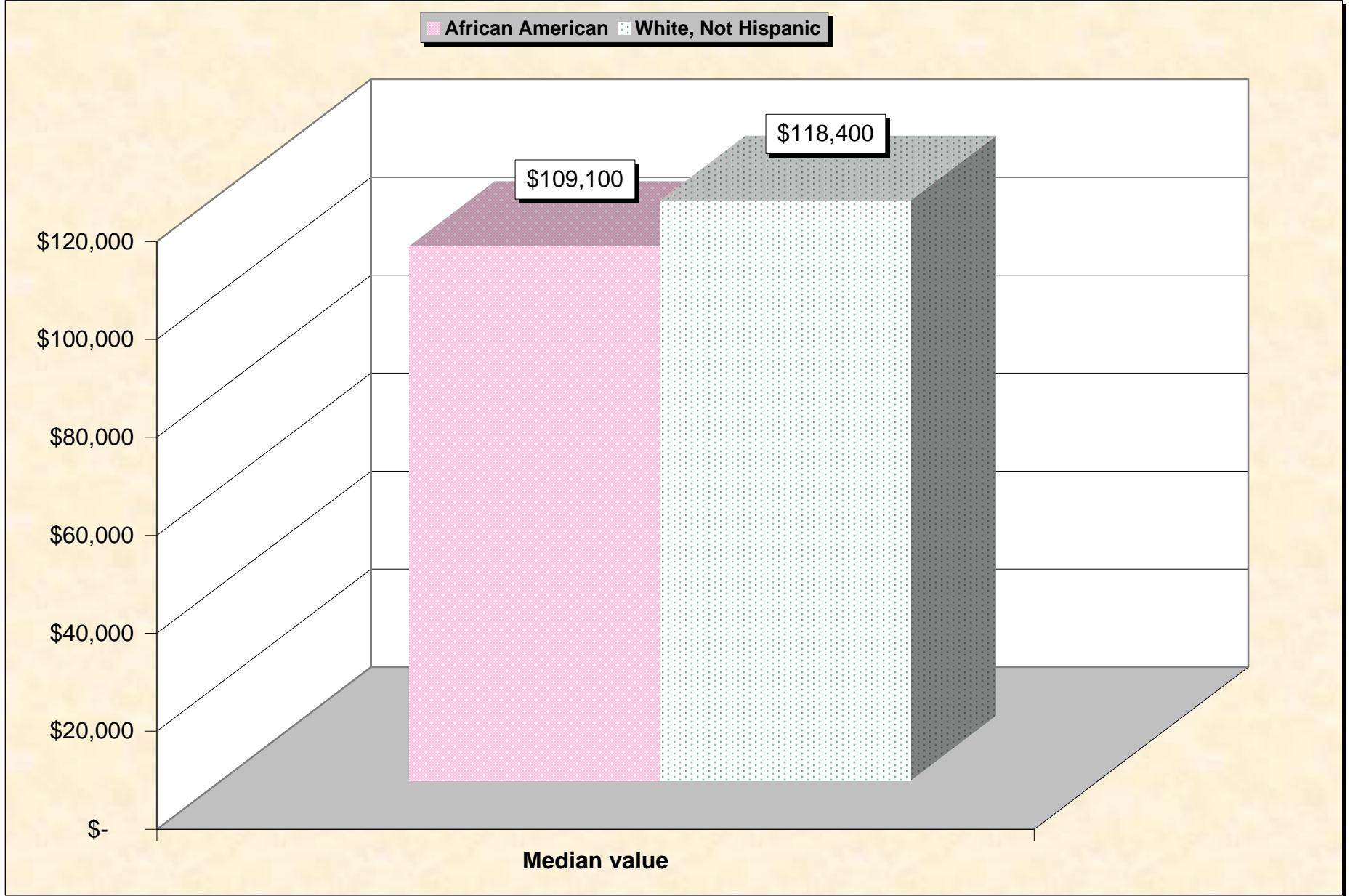
Source: Data Set: Census 2000 Summary File 3 (SF 3) - Sample Data -- HCT39B. GROSS RENT AS A PERCENTAGE OF HOUSEHOLD INCOME IN 1999 (BLACK OR AFRICAN AMERICAN ALONE HOUSEHOLDER) [11] - Universe: Specified renter-occupied housing units with a householder who is Black or African American alone; HCT39I. GROSS RENT AS A PERCENTAGE OF HOUSEHOLD INCOME IN 1999 (WHITE ALONE, NOT HISPANIC OR LATINO HOUSEHOLDER) [11] - Universe: Specified renter-occupied housing units with a householder who is White alone, not Hispanic or Latino.

# Chart 17 -- Median Gross Rent By Household Roanoke County, Virginia



Source: Data Set: Census 2000 Summary File 3 (SF 3) - Sample Data -- HCT37B. MEDIAN GROSS RENT (DOLLARS) (BLACK OR AFRICAN AMERICAN ALONE HOUSEHOLDER) [1] - Universe: Specified renter-occupied housing units paying cash rent with a householder who is Black or African American alone; HCT37I. MEDIAN GROSS RENT (DOLLARS) (WHITE ALONE, NOT HISPANIC OR LATINO HOUSEHOLDER) [1] - Universe: Specified renter-occupied housing units paying cash rent with a householder who is White alone, not Hispanic or Latino.

# Chart 18 -- Median Home Value By Household Roanoke County, Virginia



Source: Data Set: Census 2000 Summary File 3 (SF 3) - Sample Data -- HCT42B. MEDIAN VALUE (DOLLARS) (BLACK OR AFRICAN AMERICAN ALONE HOUSEHOLDER) [1] - Universe: Specified owner-occupied housing units with a householder who is Black or African American alone; HCT42I. MEDIAN VALUE (DOLLARS) (WHITE ALONE, NOT HISPANIC OR LATINO HOUSEHOLDER) [1] - Universe: Specified owner-occupied housing units with a householder who is White alone, not Hispanic or Latino.

## HOUSEHOLDS BY AGE OF HOUSEHOLDER BY HOUSEHOLD TYPE (INCLUDING LIVING ALONE) BY PRESENCE OF OWN CHILDREN UNDER 18 YEARS

Source data for Chart 1

	African American	White, Not Hispanic
	Roanoke County, Virginia	Roanoke County, Virginia
Total:	1,132	32,674
Householder 15 to 64 years:	985	24,586
Family households:	639	18,854
Married-couple family:	431	15,733
With own children under 18 years	197	8,086
No own children under 18 years	234	7,647
Other family:	208	3,121
Male householder, no wife present:	64	804
With own children under 18 years	43	448
No own children under 18 years	21	356
Female householder, no husband present:	144	2,317
With own children under 18 years	67	1,489
No own children under 18 years	77	828
Nonfamily households:	346	5,732
Householder living alone	307	4,674
Householder not living alone	39	1,058
Householder 65 years and over:	147	8,088
Family households:	52	4,595
Married-couple family:	23	3,997
With own children under 18 years	0	0
No own children under 18 years	23	3,997
Other family:	29	598
Male householder, no wife present:	7	111
With own children under 18 years	0	0
No own children under 18 years	7	111
Female householder, no husband present:	22	487
With own children under 18 years	0	7
No own children under 18 years	22	480
Nonfamily households:	95	3,493
Householder living alone	92	3,416
Householder not living alone	3	77

Source: Data Set: Census 2000 Summary File 3 (SF 3) - Sample Data - P146B. HOUSEHOLDS BY AGE OF HOUSEHOLDER BY HOUSEHOLD TYPE (INCLUDING LIVING ALONE) BY PRESENCE OF OWN CHILDREN UNDER 18 YEARS (BLACK OR AFRICAN AMERICAN ALONE HOUSEHOLDER) [31] - Universe: Households with a householder who is Black or African American alone; P146I. HOUSEHOLDS BY AGE OF HOUSEHOLDER BY HOUSEHOLD TYPE (INCLUDING LIVING ALONE) BY PRESENCE OF OWN CHILDREN UNDER 18 YEARS (WHITE ALONE, NOT HISPANIC OR LATINO HOUSEHOLDER) [31] - Universe: Households with a householder who is White alone, not Hispanic or Latino.

## SCHOOL ENROLLMENT BY LEVEL OF SCHOOL BY TYPE OF SCHOOL FOR THE POPULATION 3 YEARS AND OVER

**Source data for Chart 2**

	African American	White, Not Hispanic
	Roanoke County, Virginia	Roanoke County, Virginia
Total:	2,642	77,677
Enrolled in nursery school, preschool:	33	1,447
Public school	13	430
Private school	20	1,017
Enrolled in kindergarten:	28	1,110
Public school	28	976
Private school	0	134
Enrolled in grade 1 to grade 8:	335	8,486
Public school	319	7,759
Private school	16	727
Enrolled in grade 9 to grade 12:	142	4,251
Public school	142	3,935
Private school	0	316
Enrolled in college:	193	3,471
Public school	128	2,190
Private school	65	1,281
Not enrolled in school	1,911	58,912

*Source: Data Set: Census 2000 Summary File 3 (SF 3) - Sample Data - P146B. HOUSEHOLDS BY AGE OF HOUSEHOLDER BY HOUSEHOLD TYPE (INCLUDING LIVING ALONE) BY PRESENCE OF OWN CHILDREN UNDER 18 YEARS (BLACK OR AFRICAN AMERICAN ALONE HOUSEHOLDER) [31] - Universe: Households with a householder who is Black or African American alone; P146I. HOUSEHOLDS BY AGE OF HOUSEHOLDER BY HOUSEHOLD TYPE (INCLUDING LIVING ALONE) BY PRESENCE OF OWN CHILDREN UNDER 18 YEARS (WHITE ALONE, NOT HISPANIC OR LATINO HOUSEHOLDER) [31] - Universe: Households with a householder who is White alone, not Hispanic or Latino.*

## SEX BY EDUCATIONAL ATTAINMENT FOR THE POPULATION 25 YEARS AND OVER

### Source data for Chart 3

	African American	White, Not Hispanic
	Roanoke County, Virginia	Roanoke County, Virginia
Total:	1,897	57,104
Male:	765	26,301
Less than 9th grade	27	1,561
9th to 12th grade, no diploma	93	2,107
High school graduate (includes equivalency)	234	6,996
Some college, no degree	176	5,561
Associate degree	49	2,054
Bachelor's degree	130	5,247
Graduate or professional degree	56	2,775
Female:	1,132	30,803
Less than 9th grade	95	1,774
9th to 12th grade, no diploma	161	2,620
High school graduate (includes equivalency)	290	9,027
Some college, no degree	242	6,721
Associate degree	99	2,614
Bachelor's degree	170	5,549
Graduate or professional degree	75	2,498

Source: Data Set: Census 2000 Summary File 3 (SF 3) - Sample Data -- P148B. SEX BY EDUCATIONAL ATTAINMENT FOR THE POPULATION 25 YEARS AND OVER (BLACK OR AFRICAN AMERICAN ALONE) [17] - Universe: Black or African American alone 25 years and over; P148I. SEX BY EDUCATIONAL ATTAINMENT FOR THE POPULATION 25 YEARS AND OVER (WHITE ALONE, NOT HISPANIC OR LATINO) [17] - Universe: White alone, not Hispanic or Latino population 25 years and over.

## SEX BY EMPLOYMENT STATUS FOR THE POPULATION 16 YEARS AND OVER

Source data for Charts 4 and 5

	African American	White, Not Hispanic
	Roanoke County, Virginia	Roanoke County, Virginia
Total:	2,184	64,213
Male:	897	29,634
In labor force:	652	21,907
In Armed Forces	0	35
Civilian:	652	21,872
Employed	638	21,347
Unemployed	14	525
Not in labor force	245	7,727
Female:	1,287	34,579
In labor force:	843	20,266
In Armed Forces	0	0
Civilian:	843	20,266
Employed	823	19,919
Unemployed	20	347
Not in labor force	444	14,313

*Source: Data Set: Census 2000 Summary File 3 (SF 3) - Sample Data -- P150B. SEX BY EMPLOYMENT STATUS FOR THE POPULATION 16 YEARS AND OVER (BLACK OR AFRICAN AMERICAN ALONE) [15] - Universe: Black or African American alone 16 years and over; P150I. SEX BY EMPLOYMENT STATUS FOR THE POPULATION 16 YEARS AND OVER (WHITE ALONE, NOT HISPANIC OR LATINO) [15] - Universe: White alone, not Hispanic or Latino population 16 years and over.*

## HOUSEHOLD INCOME IN 1999

### Source data for Chart 6

	African American	White, Not Hispanic
	Roanoke County, Virginia	Roanoke County, Virginia
Total:	1,132	32,674
Less than \$10,000	127	1,678
\$10,000 to \$14,999	30	1,445
\$15,000 to \$19,999	64	1,573
\$20,000 to \$24,999	52	1,839
\$25,000 to \$29,999	88	2,176
\$30,000 to \$34,999	34	2,063
\$35,000 to \$39,999	107	2,253
\$40,000 to \$44,999	102	2,099
\$45,000 to \$49,999	61	1,980
\$50,000 to \$59,999	97	3,377
\$60,000 to \$74,999	165	4,020
\$75,000 to \$99,999	114	4,182
\$100,000 to \$124,999	46	1,924
\$125,000 to \$149,999	26	766
\$150,000 to \$199,999	19	640
\$200,000 or more	0	659

Source: Data Set: Census 2000 Summary File 3 (SF 3) - Sample Data -- P151B. HOUSEHOLD INCOME IN 1999 (BLACK OR AFRICAN AMERICAN ALONE HOUSEHOLDER) [17] - Universe: Households with a householder who is Black or African American alone; P151I. HOUSEHOLD INCOME IN 1999 (WHITE ALONE, NOT HISPANIC OR LATINO HOUSEHOLDER) [17] - Universe: Households with a householder who is White alone, not Hispanic or Latino.



## MEDIAN FAMILY INCOME IN 1999

### Source data for Chart 7

	African American	White, Not Hispanic
	Roanoke County, Virginia	Roanoke County, Virginia
Median family income in 1999	\$ 53,565	\$ 56,793

Source: Data Set: Census 2000 Summary File 3 (SF 3) - Sample Data -- P155B. MEDIAN FAMILY INCOME IN 1999 (DOLLARS) (BLACK OR AFRICAN AMERICAN ALONE HOUSEHOLDER) [1] - Universe: Families with a householder who is Black or African American alone ; P155I. MEDIAN FAMILY INCOME IN 1999 (DOLLARS) (WHITE ALONE, NOT HISPANIC OR LATINO HOUSEHOLDER) [1] - Universe: Families with a householder who is White alone, not Hispanic or Latino.

## PER CAPITA INCOME IN 1999

### Source data for Chart 8

	African American	White, Not Hispanic
	Roanoke County, Virginia	Roanoke County, Virginia
Per capita income in 1999	\$ 21,455	\$ 24,842

Source: Data Set: Census 2000 Summary File 3 (SF 3) - Sample Data -- P157B. PER CAPITA INCOME IN 1999 (DOLLARS) (BLACK OR AFRICAN AMERICAN ALONE) [1] - Universe: Black or African American alone; P157I. PER CAPITA INCOME IN 1999 (DOLLARS) (WHITE ALONE, NOT HISPANIC OR LATINO) [1] - Universe: White alone, not Hispanic or Latino population.

## POVERTY STATUS IN 1999 BY AGE

### Source data for Chart 9

	African American	White, Not Hispanic
	Roanoke County, Virginia	Roanoke County, Virginia
Total:	2,599	78,013
Income in 1999 below poverty level:	158	3,393
Under 5 years	0	261
5 years	0	81
6 to 11 years	10	330
12 to 17 years	7	294
18 to 64 years	87	1,891
65 to 74 years	7	246
75 years and over	47	290
Income in 1999 at or above poverty level:	2,441	74,620
Under 5 years	109	3,781
5 years	15	950
6 to 11 years	279	5,845
12 to 17 years	144	6,109
18 to 64 years	1,717	46,496
65 to 74 years	100	6,631
75 years and over	77	4,808

Source: Data Set: Census 2000 Summary File 3 (SF 3) - Sample Data -- P159B. POVERTY STATUS IN 1999 BY AGE (BLACK OR AFRICAN AMERICAN ALONE) [17] - Universe: Black or African American alone for whom poverty status is determined;P159I. POVERTY STATUS IN 1999 BY AGE (WHITE ALONE, NOT HISPANIC OR LATINO) [17] - Universe: White alone, not Hispanic or Latino population for whom poverty status is determined.

## MEDIAN EARNINGS IN 1999

### Source data for Chart 10

	African American	White, Not Hispanic
	Roanoke County, Virginia	Roanoke County, Virginia
Median earnings in 1999 --		
Worked full-time, year-round in 1999 --		
Total	\$ 29,625	\$ 32,977
Male	\$ 35,466	\$ 39,381
Female	\$ 27,205	\$ 26,699
Other --		
Total	\$ 13,320	\$ 10,929
Male	\$ 13,684	\$ 11,574
Female	\$ 12,788	\$ 10,608

Source: Data Set: Census 2000 Summary File 3 (SF 3) - Sample Data -- PCT74B. MEDIAN EARNINGS IN 1999 (DOLLARS) BY WORK EXPERIENCE IN 1999 BY SEX FOR THE POPULATION 16 YEARS AND OVER WITH EARNINGS (BLACK OR AFRICAN AMERICAN ALONE) [6] - Universe: Black or African American alone 16 years and over with earnings in 1999; PCT74I. MEDIAN EARNINGS IN 1999 (DOLLARS) BY WORK EXPERIENCE IN 1999 BY SEX FOR THE POPULATION 16 YEARS AND OVER WITH EARNINGS (WHITE ALONE, NOT HISPANIC OR LATINO) [6] - Universe: White alone, not Hispanic or Latino population 16 years and over with earnings in 1999.

## TENURE BY RACE OF HOUSEHOLDER

### Source data for Chart 11

	<b>Roanoke County, Virginia</b>
Total:	34,686
Owner occupied:	26,753
Householder who is White alone	25,569
<b>Householder who is Black or African American alone</b>	<b>726</b>
Householder who is American Indian and Alaska Native alone	21
Householder who is Asian alone	232
Householder who is Native Hawaiian and Other Pacific Islander alone	6
Householder who is Some other race alone	47
Householder who is Two or more races	152
Renter occupied:	7,933
Householder who is White alone	7,262
<b>Householder who is Black or African American alone</b>	<b>381</b>
Householder who is American Indian and Alaska Native alone	21
Householder who is Asian alone	109
Householder who is Native Hawaiian and Other Pacific Islander alone	0
Householder who is Some other race alone	52
Householder who is Two or more races	108

### White alone, not Hispanic

### White, Not Hispanic

		<b>Roanoke County, Virginia</b>
Total:		32,622
Owner occupied		25,468
Renter occupied		7,154

Source: Data Set: Census 2000 Summary File 3 (SF 3) - Sample Data -- H11. TENURE BY RACE OF HOUSEHOLDER [17] - Universe: Occupied housing units; H13. TENURE (WHITE ALONE, NOT HISPANIC OR LATINO HOUSEHOLDER) [3] - Universe: Occupied housing units with a householder who is White alone, not Hispanic or Latino.

## OCCUPANTS PER ROOM

### Source data for Chart 12

	African American	White, Not Hispanic
	Roanoke County, Virginia	Roanoke County, Virginia
Total:	1,107	32,622
1.00 or less occupants per room	1,068	32,456
1.01 or more occupants per room	39	166

Source: Data Set: Census 2000 Summary File 3 (SF 3) - Sample Data -- HCT29B. OCCUPANTS PER ROOM (BLACK OR AFRICAN AMERICAN ALONE HOUSEHOLDER) [3] - Universe: Occupied housing units with a householder who is Black or African American alone; HCT29I. OCCUPANTS PER ROOM (WHITE ALONE, NOT HISPANIC OR LATINO HOUSEHOLDER) [3] - Universe: Occupied housing units with a householder who is White alone, not Hispanic or Latino.

## TELEPHONE SERVICE AVAILABLE

### Source data for Chart 13

	African American	White, Not Hispanic
	Roanoke County, Virginia	Roanoke County, Virginia
Total:	1,107	32,622
With telephone service available	1,095	32,421
No telephone service available	12	201

Source: Data Set: Census 2000 Summary File 3 (SF 3) - Sample Data -- HCT32B. TELEPHONE SERVICE AVAILABLE (BLACK OR AFRICAN AMERICAN ALONE HOUSEHOLDER) [3] - Universe: Occupied housing units with a householder who is Black or African American alone; HCT32I. TELEPHONE SERVICE AVAILABLE (WHITE ALONE, NOT HISPANIC OR LATINO HOUSEHOLDER) [3] - Universe: Occupied housing units with a householder who is White alone, not Hispanic or Latino.

## VEHICLES AVAILABLE

### Source data for Chart 14

	African American	White, Not Hispanic
	Roanoke County, Virginia	Roanoke County, Virginia
Total:	1,107	32,622
No vehicle available	104	1,342
1 or more vehicles available	1,003	31,280

Source: Data Set: Census 2000 Summary File 3 (SF 3) - Sample Data -- HCT33B. VEHICLES AVAILABLE (BLACK OR AFRICAN AMERICAN ALONE HOUSEHOLDER) [3] - Universe: Occupied housing units with a householder who is Black or African American alone;; HCT33I. VEHICLES AVAILABLE (WHITE ALONE, NOT HISPANIC OR LATINO HOUSEHOLDER) [3] - Universe: Occupied housing units with a householder who is White alone, not Hispanic or Latino.

## PLUMBING FACILITIES

### Source data for Chart 15

	African American	White, Not Hispanic
	Roanoke County, Virginia	Roanoke County, Virginia
Total:	1,107	32,622
Complete plumbing facilities	1,093	32,533
Lacking complete plumbing facilities	14	89

Source: Data Set: Census 2000 Summary File 3 (SF 3) - Sample Data -- HCT34B. PLUMBING FACILITIES (BLACK OR AFRICAN AMERICAN ALONE HOUSEHOLDER) [3] - Universe: Occupied housing units with a householder who is Black or African American alone; HCT34I. PLUMBING FACILITIES (WHITE ALONE, NOT HISPANIC OR LATINO HOUSEHOLDER) [3] - Universe: Occupied housing units with a householder who is White alone, not Hispanic or Latino.

## GROSS RENT AS A PERCENTAGE OF HOUSEHOLD INCOME IN 1999

### Source data for Chart 16

	African American	White, Not Hispanic
	Roanoke County, Virginia	Roanoke County, Virginia
Total:	381	6,994
Less than 10 percent	45	428
10 to 14 percent	70	966
15 to 19 percent	85	1,542
20 to 24 percent	28	1,041
25 to 29 percent	37	710
30 to 34 percent	18	480
35 to 39 percent	7	251
40 to 49 percent	6	311
50 percent or more	51	889
Not computed	34	376

Source: Data Set: Census 2000 Summary File 3 (SF 3) - Sample Data -- HCT39B. GROSS RENT AS A PERCENTAGE OF HOUSEHOLD INCOME IN 1999 (BLACK OR AFRICAN AMERICAN ALONE HOUSEHOLDER) [11] - Universe: Specified renter-occupied housing units with a householder who is Black or African American alone; HCT39I. GROSS RENT AS A PERCENTAGE OF HOUSEHOLD INCOME IN 1999 (WHITE ALONE, NOT HISPANIC OR LATINO HOUSEHOLDER) [11] - Universe: Specified renter-occupied housing units with a householder who is White alone, not Hispanic or Latino.

## MEDIAN GROSS RENT

### Source data for Chart 17

	African American	White, Not Hispanic
	Roanoke County, Virginia	Roanoke County, Virginia
Median gross rent	\$ 570	\$ 576

Source: Data Set: Census 2000 Summary File 3 (SF 3) - Sample Data -- HCT37B. MEDIAN GROSS RENT (DOLLARS) (BLACK OR AFRICAN AMERICAN ALONE HOUSEHOLDER) [1] - Universe: Specified renter-occupied housing units paying cash rent with a householder who is Black or African American alone; HCT37I. MEDIAN GROSS RENT (DOLLARS) (WHITE ALONE, NOT HISPANIC OR LATINO HOUSEHOLDER) [1] - Universe: Specified renter-occupied housing units paying cash rent with a householder who is White alone, not Hispanic or Latino.

## MEDIAN HOME VALUE

### Source data for Chart 18

	African American	White, Not Hispanic
	Roanoke County, Virginia	Roanoke County, Virginia
Median value	\$ 109,100	\$ 118,400

Source: Data Set: Census 2000 Summary File 3 (SF 3) - Sample Data -- HCT42B. MEDIAN VALUE (DOLLARS) (BLACK OR AFRICAN AMERICAN ALONE HOUSEHOLDER) [1] - Universe: Specified owner-occupied housing units with a householder who is Black or African American alone; HCT42I. MEDIAN VALUE (DOLLARS) (WHITE ALONE, NOT HISPANIC OR LATINO HOUSEHOLDER) [1] - Universe: Specified owner-occupied housing units with a householder who is White alone, not Hispanic or Latino.