

# **Selected Socio-Economic Data**

## **Hanover County, Virginia**

### **African American and White, Not Hispanic**

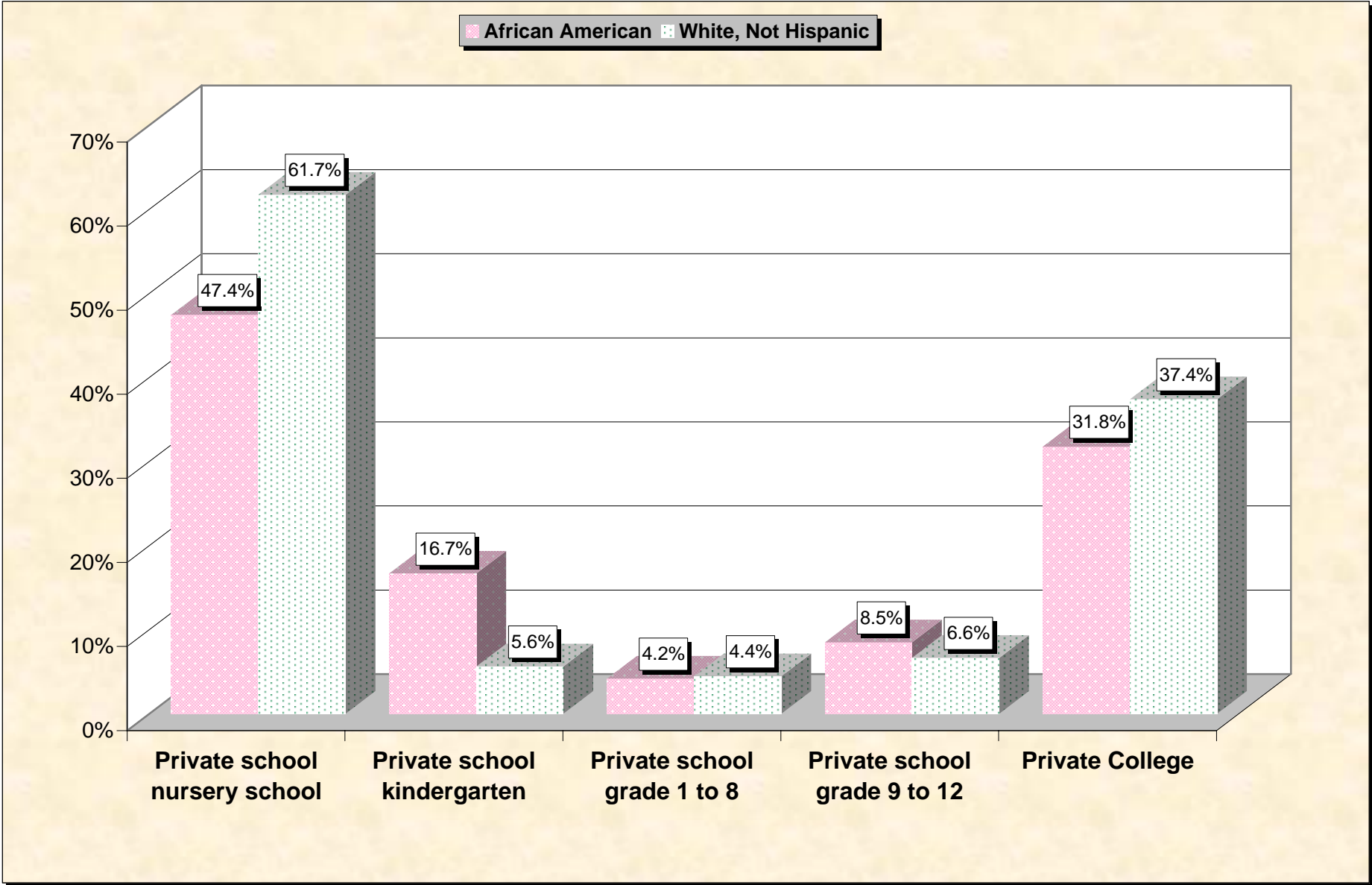
**Data Set: Census 2000 Summary File 3 (SF 3) - Sample Data**

# Chart 1 -- Single-Parent Family Households (Householder 15 to 64 years) Hanover County, Virginia



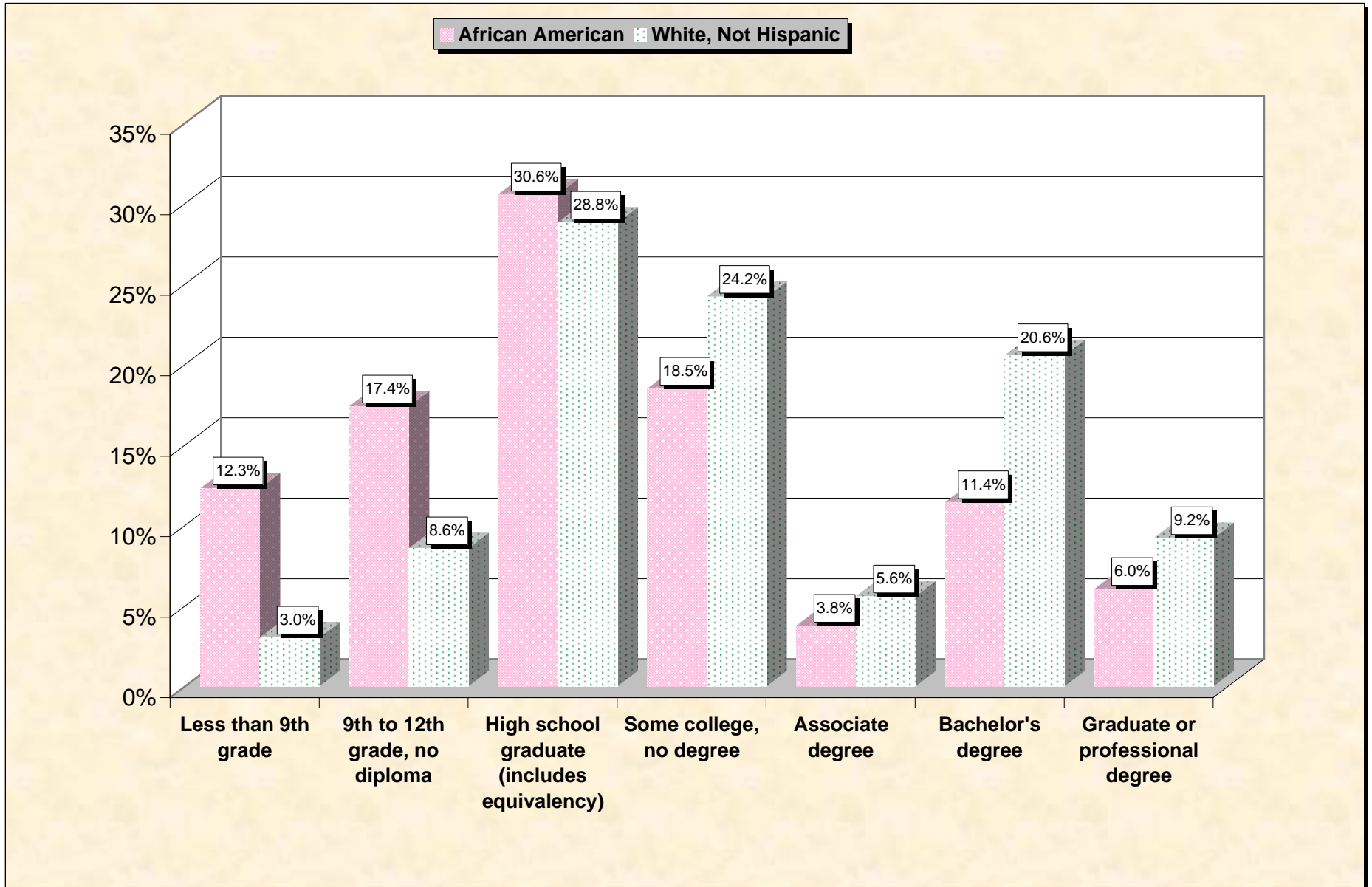
Source: Data Set: Census 2000 Summary File 3 (SF 3) - Sample Data - P146B. HOUSEHOLDS BY AGE OF HOUSEHOLDER BY HOUSEHOLD TYPE (INCLUDING LIVING ALONE) BY PRESENCE OF OWN CHILDREN UNDER 18 YEARS (BLACK OR AFRICAN AMERICAN ALONE HOUSEHOLDER) [31] - Universe: Households with a householder who is Black or African American alone; P146I. HOUSEHOLDS BY AGE OF HOUSEHOLDER BY HOUSEHOLD TYPE (INCLUDING LIVING ALONE) BY PRESENCE OF OWN CHILDREN UNDER 18 YEARS (WHITE ALONE, NOT HISPANIC OR LATINO HOUSEHOLDER) [31] - Universe: Households with a householder who is White alone, not Hispanic or Latino.

# Chart 2 -- Private School Enrollment (3 years and over) Hanover County, Virginia



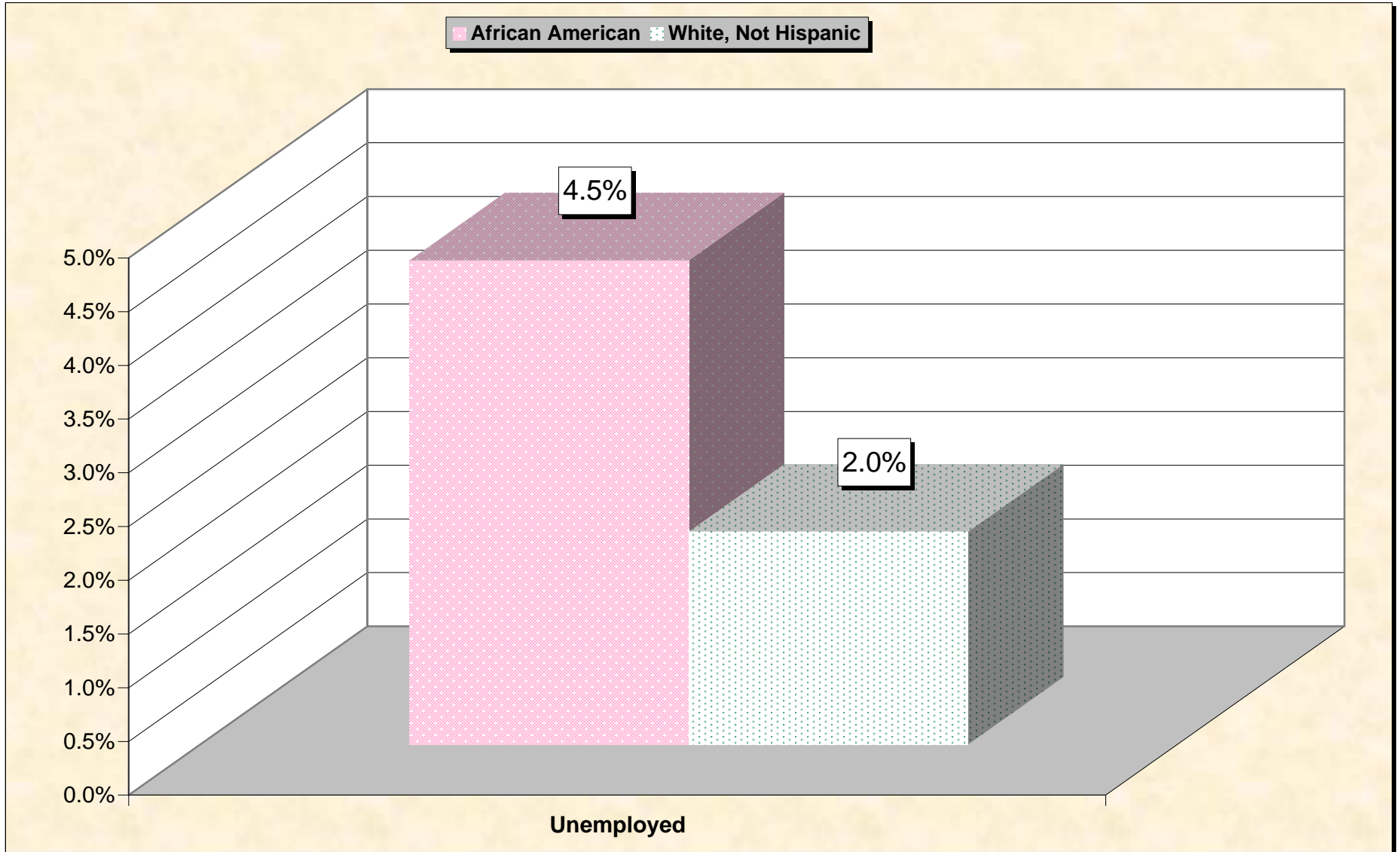
Source: Data Set: Census 2000 Summary File 3 (SF 3) - Sample Data -- P147B. SCHOOL ENROLLMENT BY LEVEL OF SCHOOL BY TYPE OF SCHOOL FOR THE POPULATION 3 YEARS AND OVER (BLACK OR AFRICAN AMERICAN ALONE) [17] - Universe: Black or African American alone 3 years and over; P147I. SCHOOL ENROLLMENT BY LEVEL OF SCHOOL BY TYPE OF SCHOOL FOR THE POPULATION 3 YEARS AND OVER (WHITE ALONE, NOT HISPANIC OR LATINO) [17] - Universe: White alone, not Hispanic or Latino population 3 years and over.

### Chart 3 -- Educational Attainment (25 years and over) Hanover County, Virginia



Source: Data Set: Census 2000 Summary File 3 (SF 3) - Sample Data -- P148B. SEX BY EDUCATIONAL ATTAINMENT FOR THE POPULATION 25 YEARS AND OVER (BLACK OR AFRICAN AMERICAN ALONE) [17] - Universe: Black or African American alone 25 years and over; P148I. SEX BY EDUCATIONAL ATTAINMENT FOR THE POPULATION 25 YEARS AND OVER (WHITE ALONE, NOT HISPANIC OR LATINO) [17] - Universe: White alone, not Hispanic or Latino population 25 years and over.

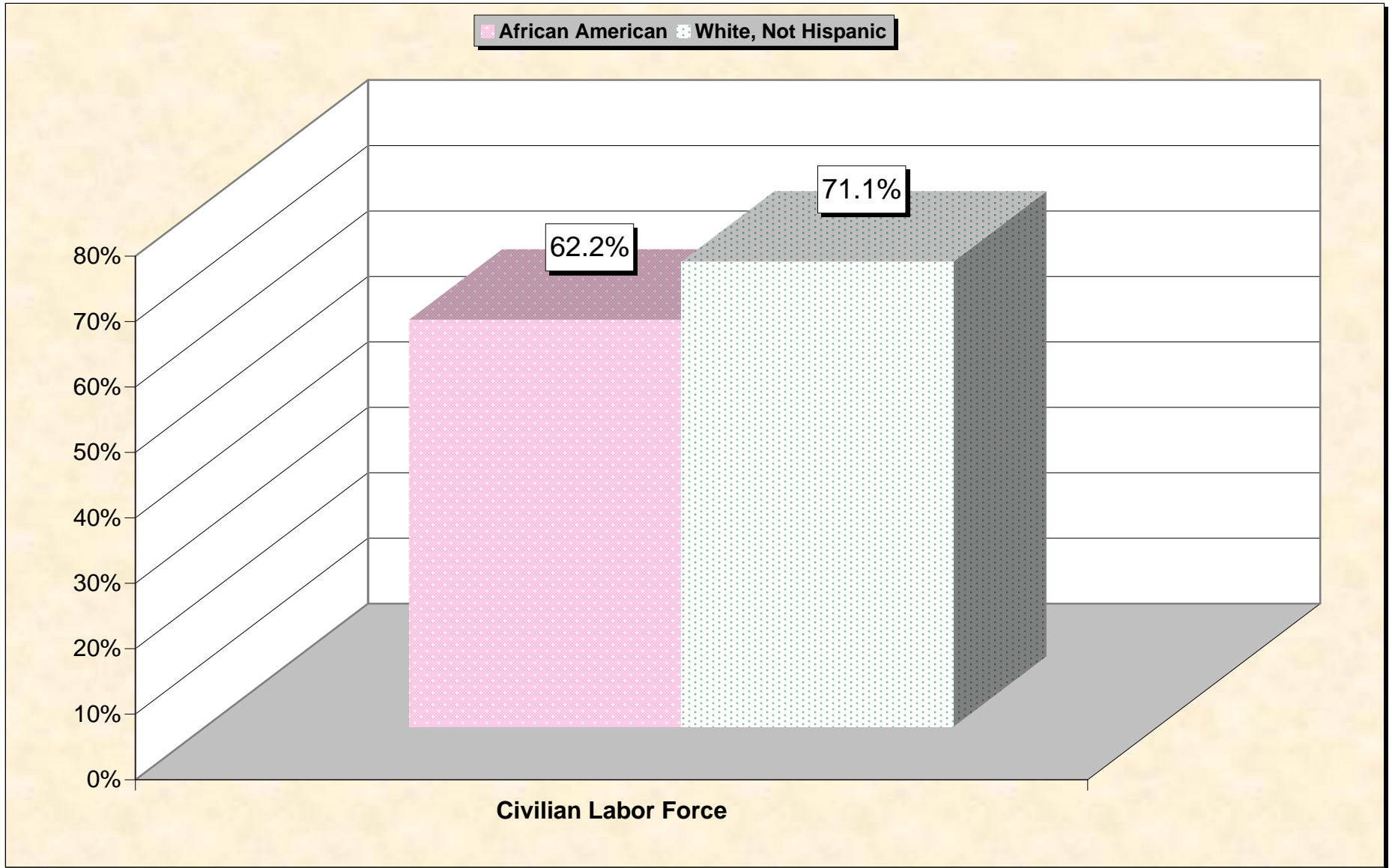
# Chart 4 -- Unemployment Rate (Civilian Labor Force) Hanover County, Virginia



**Note:** Unemployment rate is defined as a percentage of the civilian labor force.

Source: Data Set: Census 2000 Summary File 3 (SF 3) - Sample Data -- P150B. SEX BY EMPLOYMENT STATUS FOR THE POPULATION 16 YEARS AND OVER (BLACK OR AFRICAN AMERICAN ALONE) [15] - Universe: Black or African American alone 16 years and over; P150I. SEX BY EMPLOYMENT STATUS FOR THE POPULATION 16 YEARS AND OVER (WHITE ALONE, NOT HISPANIC OR LATINO) [15] - Universe: White alone, not Hispanic or Latino population 16 years and over.

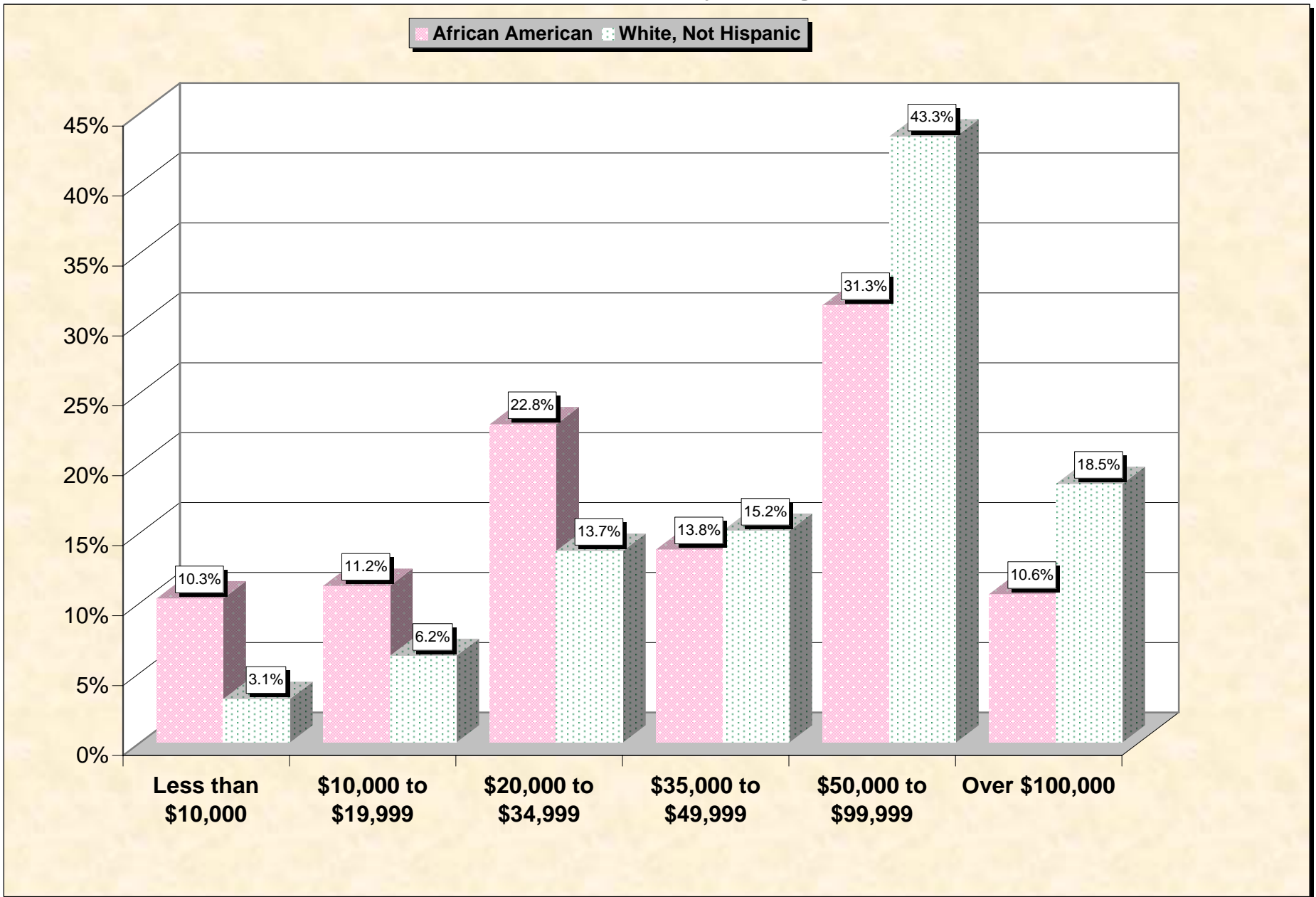
# Chart 5 -- Labor Force Participation (Civilian Labor Force) Hanover County, Virginia



**Note:** Labor force participation rate is defined as a percentage of the civilian population over 16.

Source: Data Set: Census 2000 Summary File 3 (SF 3) - Sample Data -- P150B. SEX BY EMPLOYMENT STATUS FOR THE POPULATION 16 YEARS AND OVER (BLACK OR AFRICAN AMERICAN ALONE) [15] - Universe: Black or African American alone 16 years and over; P150I. SEX BY EMPLOYMENT STATUS FOR THE POPULATION 16 YEARS AND OVER (WHITE ALONE, NOT HISPANIC OR LATINO) [15] - Universe: White alone, not Hispanic or Latino population 16 years and over.

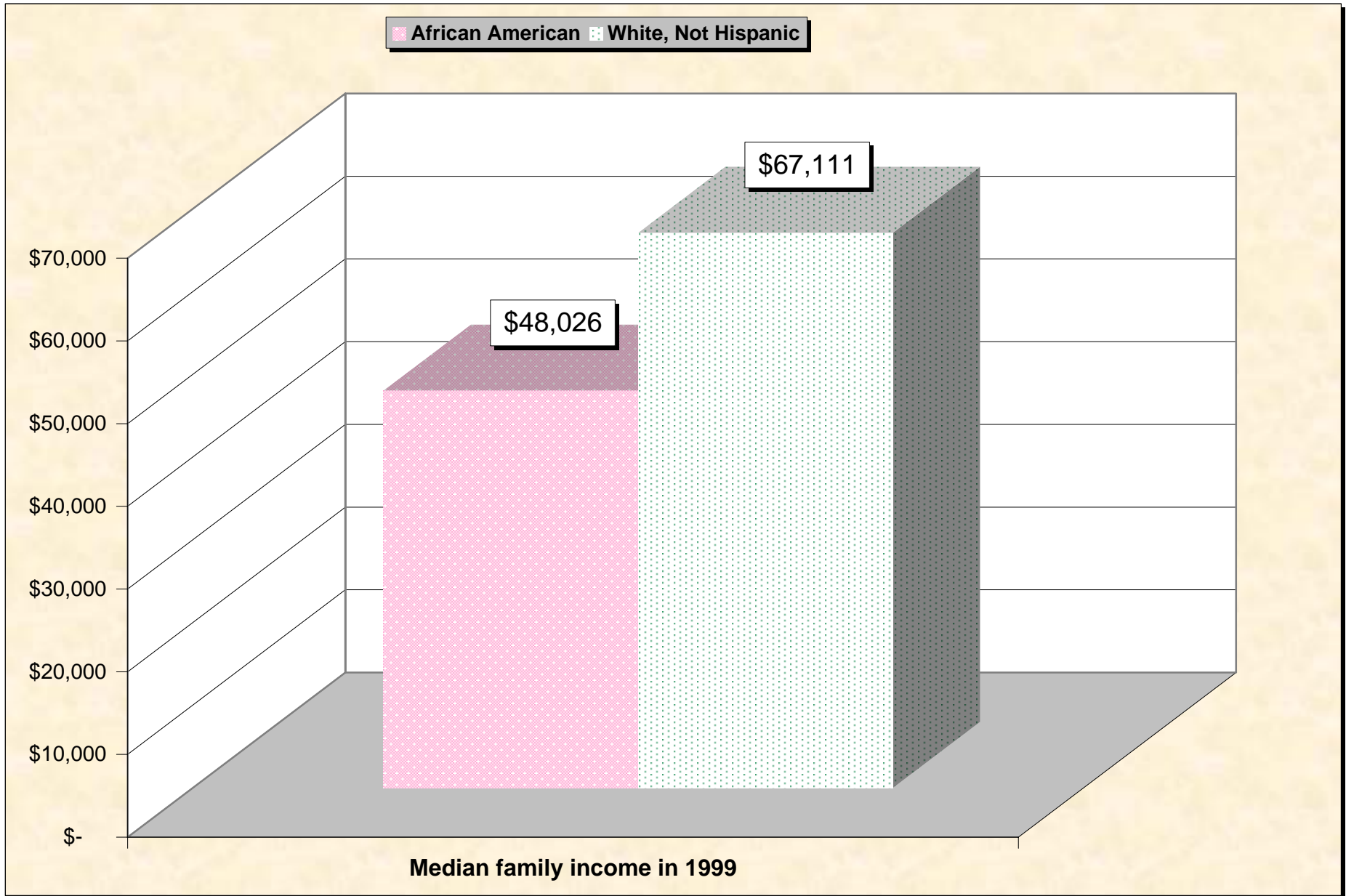
## Chart 6 -- Household Income in 1999 Hanover County, Virginia



Source: Data Set: Census 2000 Summary File 3 (SF 3) - Sample Data -- P151B. HOUSEHOLD INCOME IN 1999 (BLACK OR AFRICAN AMERICAN ALONE HOUSEHOLDER) [17] - Universe: Households with a householder who is Black or African American alone; P151I. HOUSEHOLD INCOME IN 1999 (WHITE ALONE, NOT HISPANIC OR LATINO HOUSEHOLDER) [17] - Universe: Households with a householder who is White alone, not Hispanic or Latino.

# Chart 7 -- Median Family Income In 1999

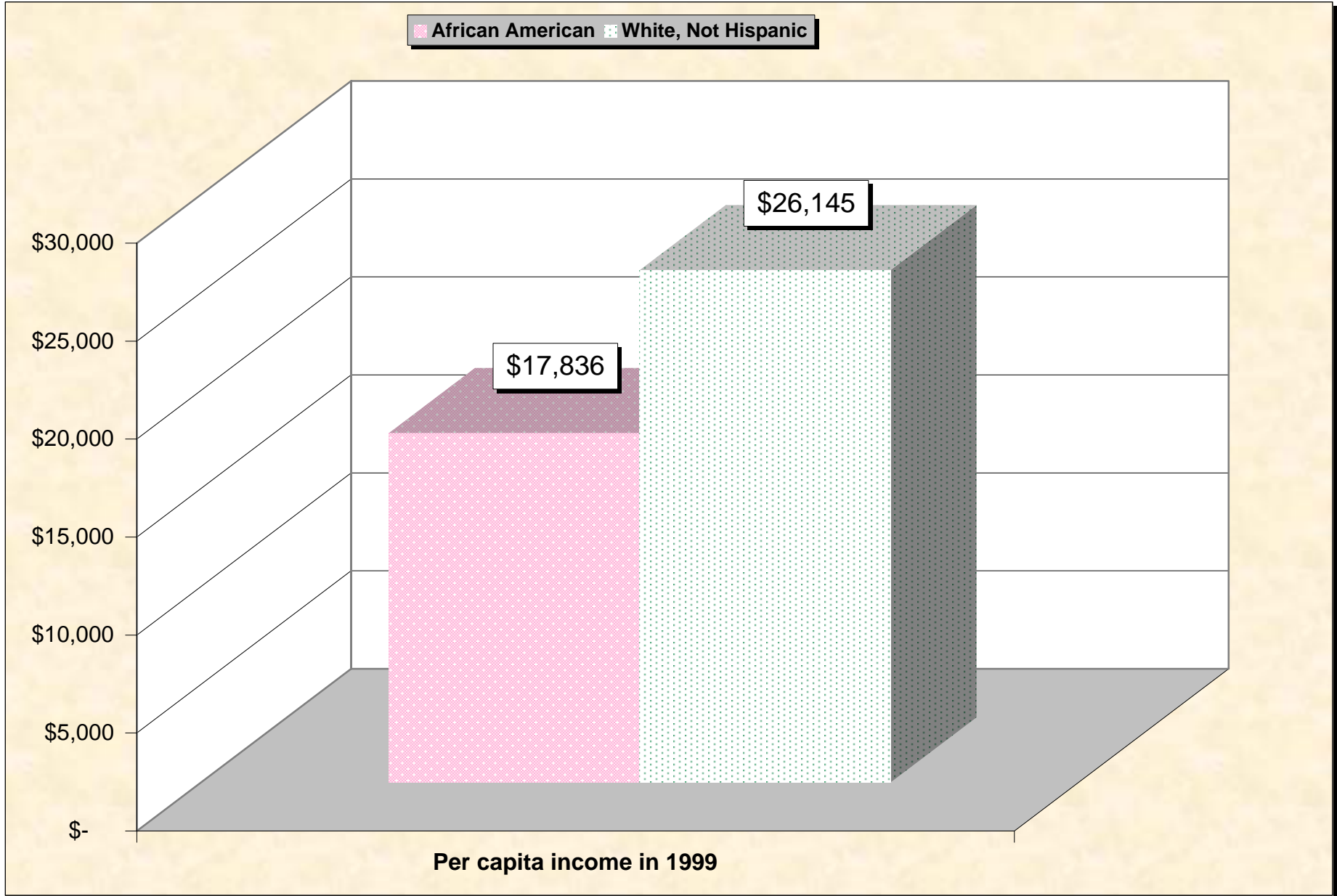
## Hanover County, Virginia



Source: Data Set: Census 2000 Summary File 3 (SF 3) - Sample Data -- P155B. MEDIAN FAMILY INCOME IN 1999 (DOLLARS) (BLACK OR AFRICAN AMERICAN ALONE HOUSEHOLDER) [1] - Universe: Families with a householder who is Black or African American alone ; P155I. MEDIAN FAMILY INCOME IN 1999 (DOLLARS) (WHITE ALONE, NOT HISPANIC OR LATINO HOUSEHOLDER) [1] - Universe: Families with a householder who is White alone, not Hispanic or Latino.

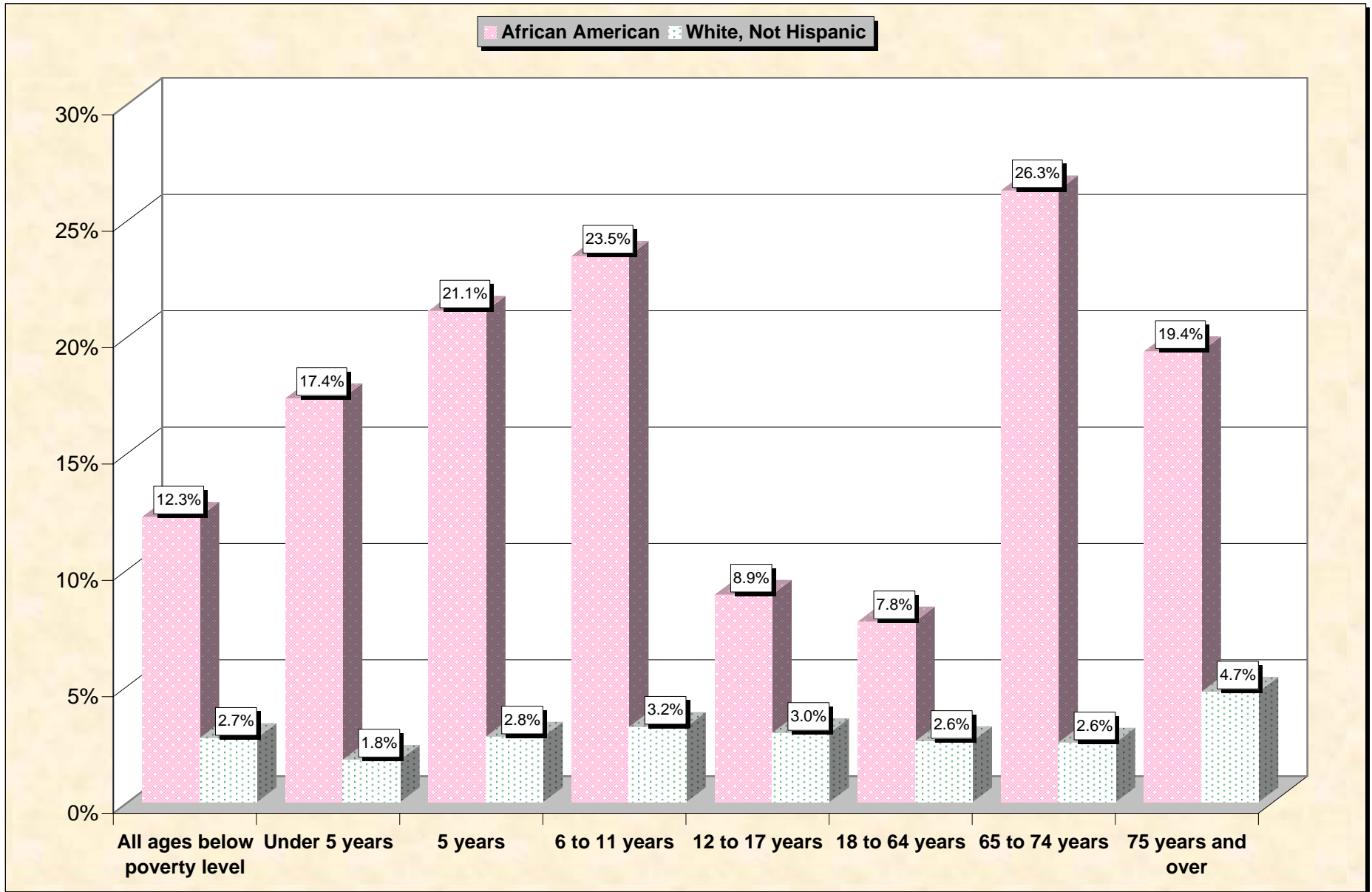


# Chart 8 -- Per Capita Income In 1999 Hanover County, Virginia



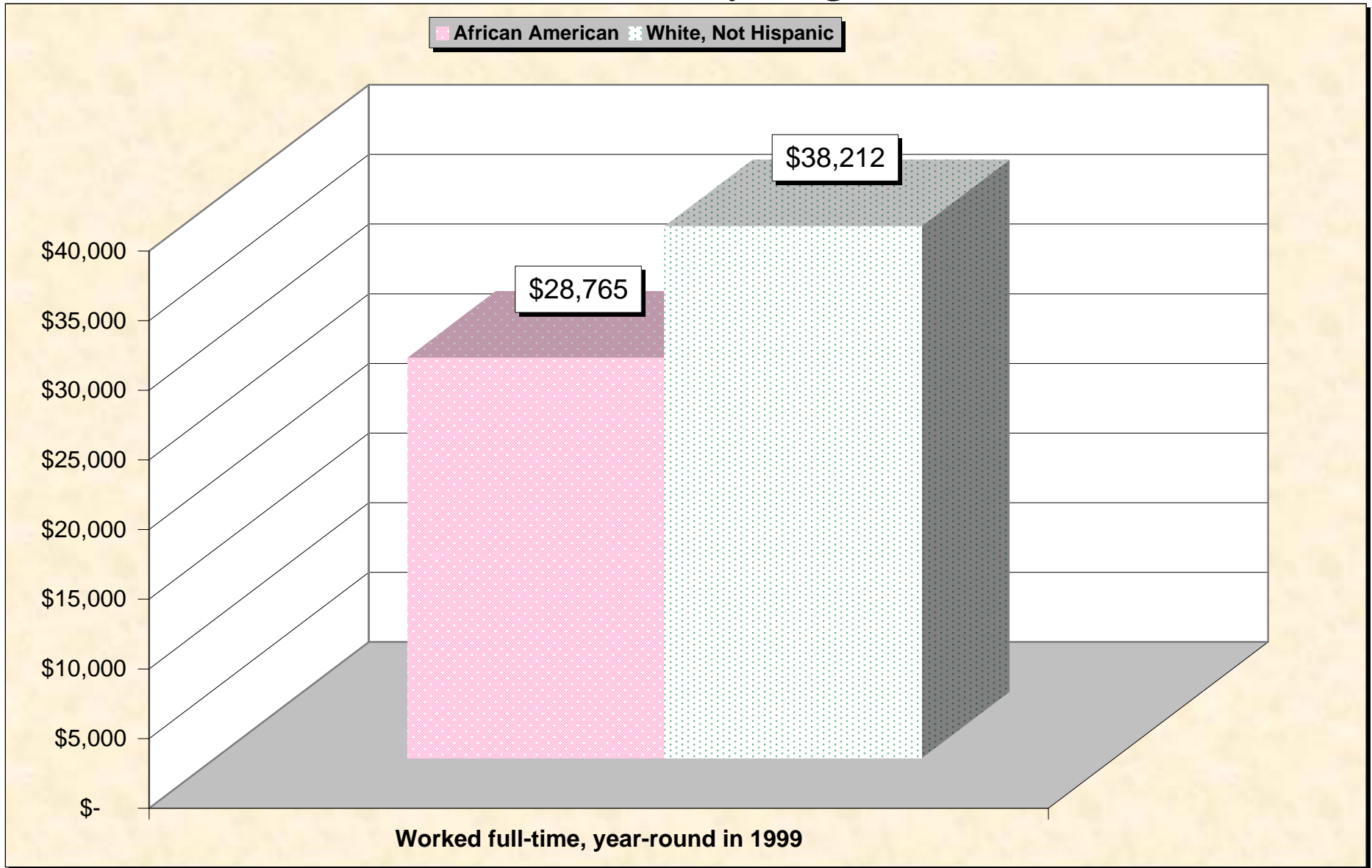
Source: Data Set: Census 2000 Summary File 3 (SF 3) - Sample Data -- P157B. PER CAPITA INCOME IN 1999 (DOLLARS) (BLACK OR AFRICAN AMERICAN ALONE) [1] - Universe: Black or African American alone; P157I. PER CAPITA INCOME IN 1999 (DOLLARS) (WHITE ALONE, NOT HISPANIC OR LATINO) [1] - Universe: White alone, not Hispanic or Latino population.

## Chart 9 -- Income in 1999 Below Poverty Level by Age Hanover County, Virginia



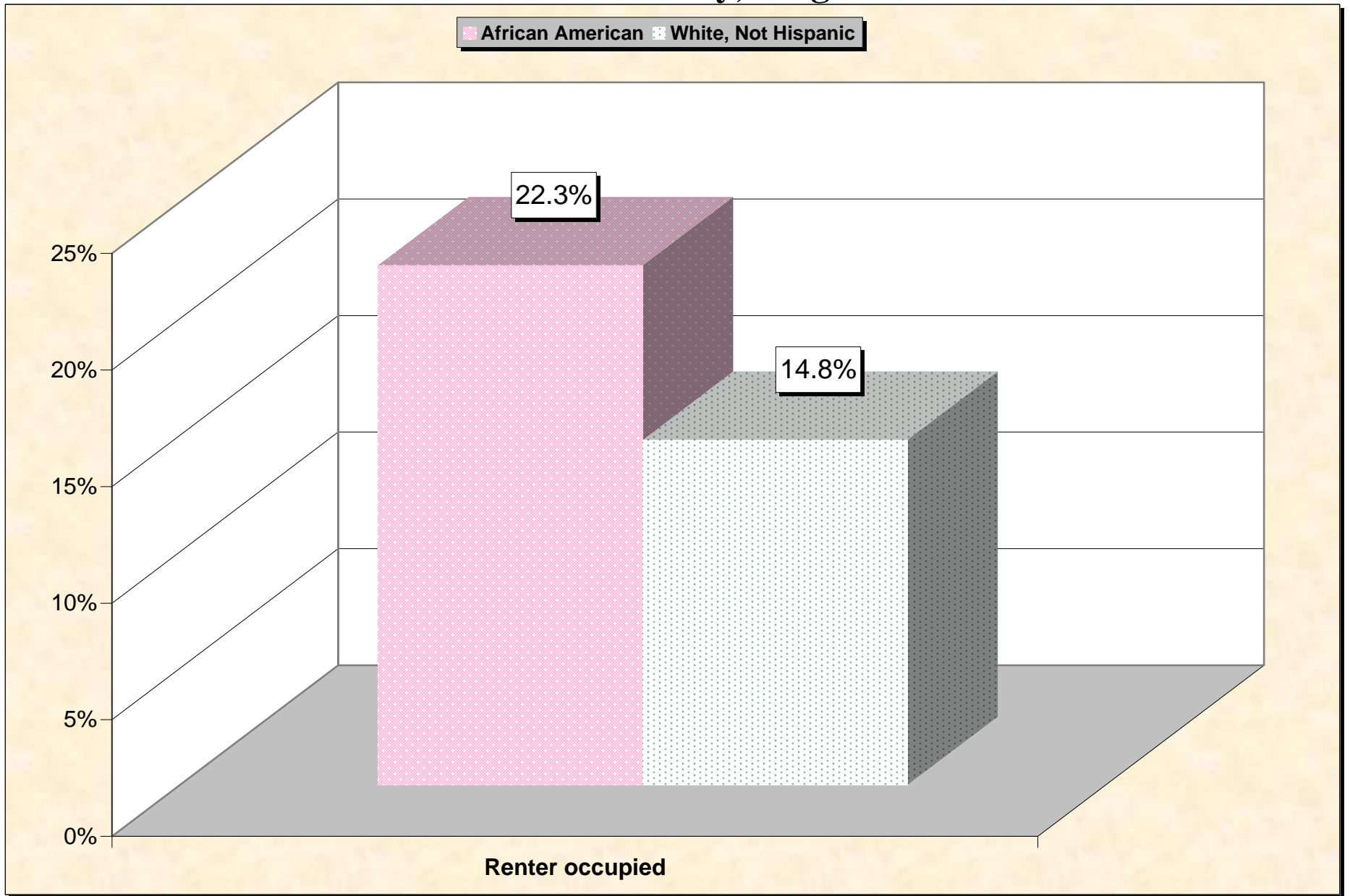
Source: Data Set: Census 2000 Summary File 3 (SF 3) - Sample Data -- P159B. POVERTY STATUS IN 1999 BY AGE (BLACK OR AFRICAN AMERICAN ALONE) [17] - Universe: Black or African American alone for whom poverty status is determined; P159I. POVERTY STATUS IN 1999 BY AGE (WHITE ALONE, NOT HISPANIC OR LATINO) [17] - Universe: White alone, not Hispanic or Latino population for whom poverty status is determined.

# Chart 10 -- Median Earnings in 1999 Hanover County, Virginia



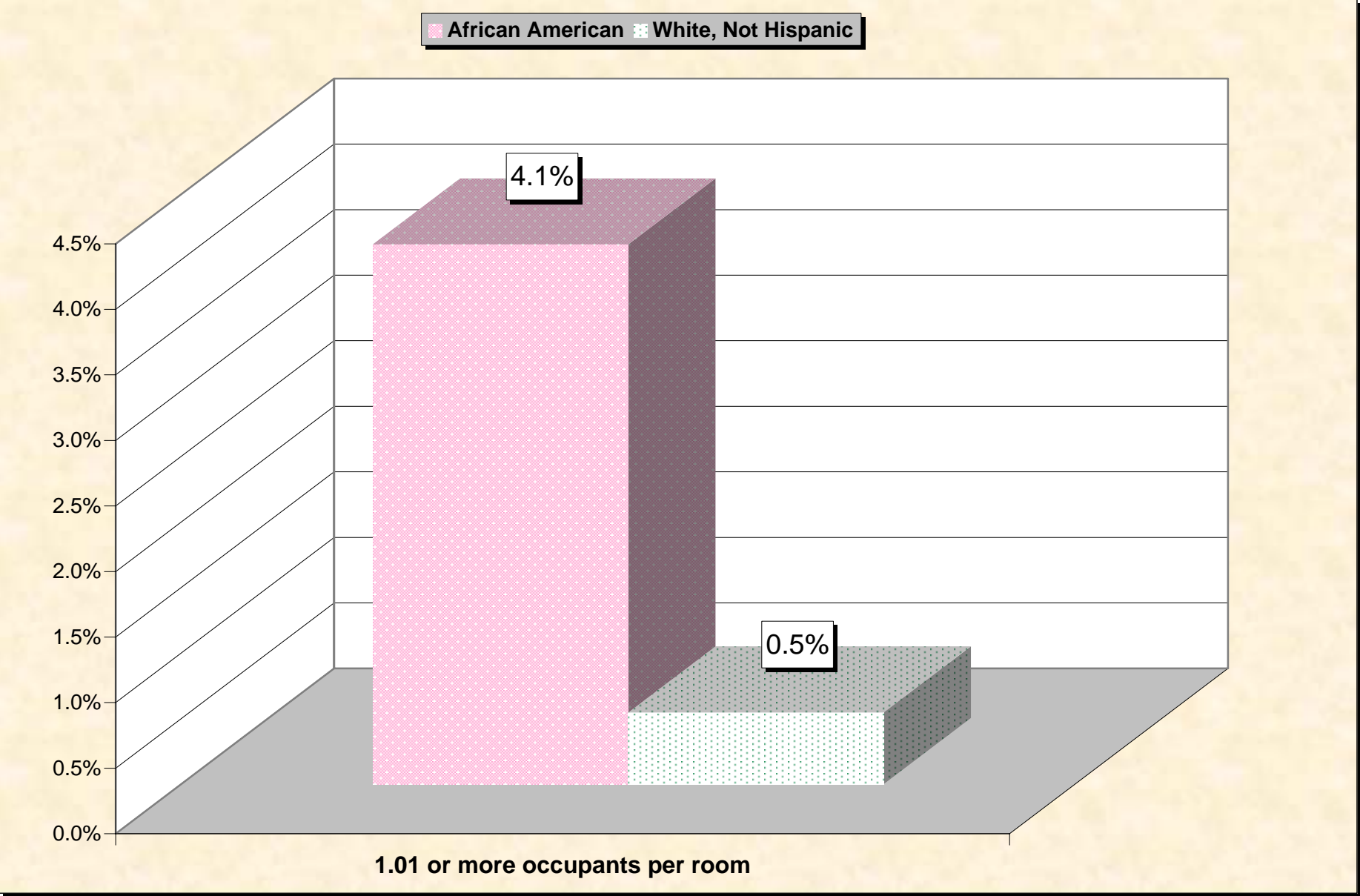
Source: Data Set: Census 2000 Summary File 3 (SF 3) - Sample Data -- PCT74B. MEDIAN EARNINGS IN 1999 (DOLLARS) BY WORK EXPERIENCE IN 1999 BY SEX FOR THE POPULATION 16 YEARS AND OVER WITH EARNINGS (BLACK OR AFRICAN AMERICAN ALONE) [6] - Universe: Black or African American alone 16 years and over with earnings in 1999; PCT74I. MEDIAN EARNINGS IN 1999 (DOLLARS) BY WORK EXPERIENCE IN 1999 BY SEX FOR THE POPULATION 16 YEARS AND OVER WITH EARNINGS (WHITE ALONE, NOT HISPANIC OR LATINO) [6] - Universe: White alone, not Hispanic or Latino population 16 years and over with earnings in 1999.

# Chart 11 -- Renter-Occupied Housing Hanover County, Virginia



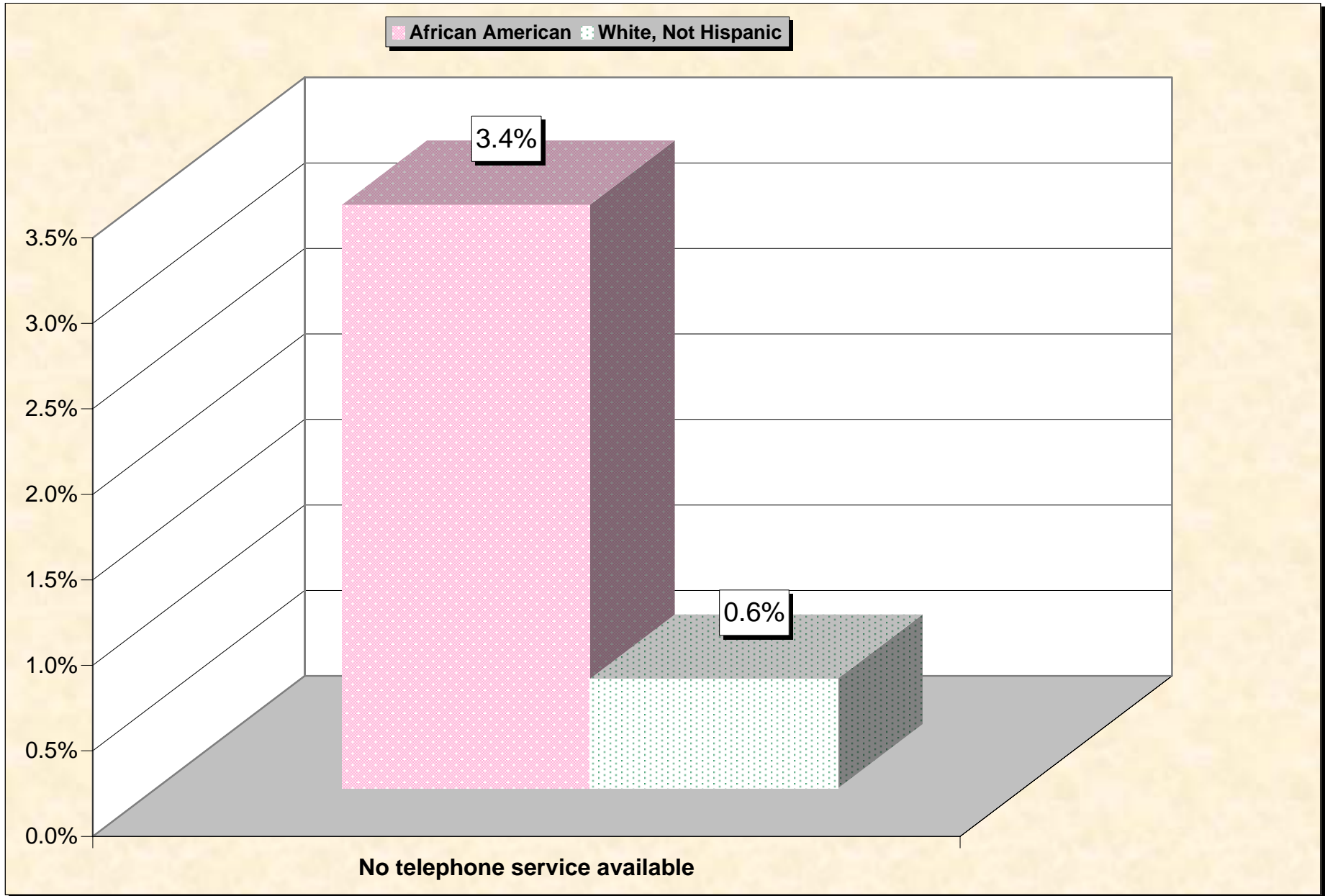
Source: Data Set: Census 2000 Summary File 3 (SF 3) - Sample Data -- H11. TENURE BY RACE OF HOUSEHOLDER [17] - Universe: Occupied housing units; H13. TENURE (WHITE ALONE, NOT HISPANIC OR LATINO HOUSEHOLDER) [3] - Universe: Occupied housing units with a householder who is White alone, not Hispanic or Latino.

# Chart 12 -- Occupants Per Room (Crowding) by Household Hanover County, Virginia



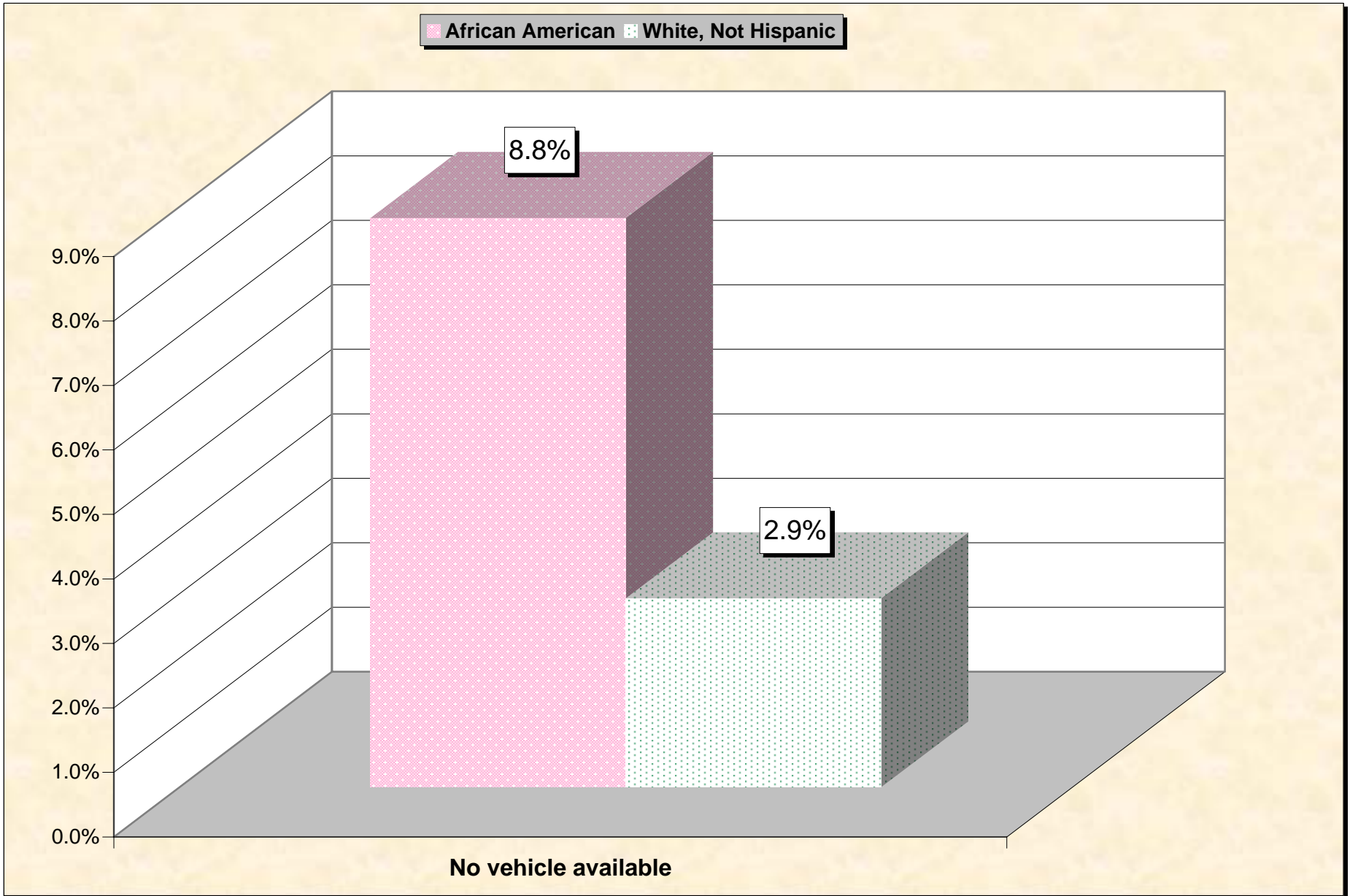
Source: Data Set: Census 2000 Summary File 3 (SF 3) - Sample Data -- HCT29B. OCCUPANTS PER ROOM (BLACK OR AFRICAN AMERICAN ALONE HOUSEHOLDER) [3] - Universe: Occupied housing units with a householder who is Black or African American alone; HCT29I. OCCUPANTS PER ROOM (WHITE ALONE, NOT HISPANIC OR LATINO HOUSEHOLDER) [3] - Universe: Occupied housing units with a householder who is White alone, not Hispanic or Latino.

# Chart 13 -- Lack of Telephone Service by Household Hanover County, Virginia



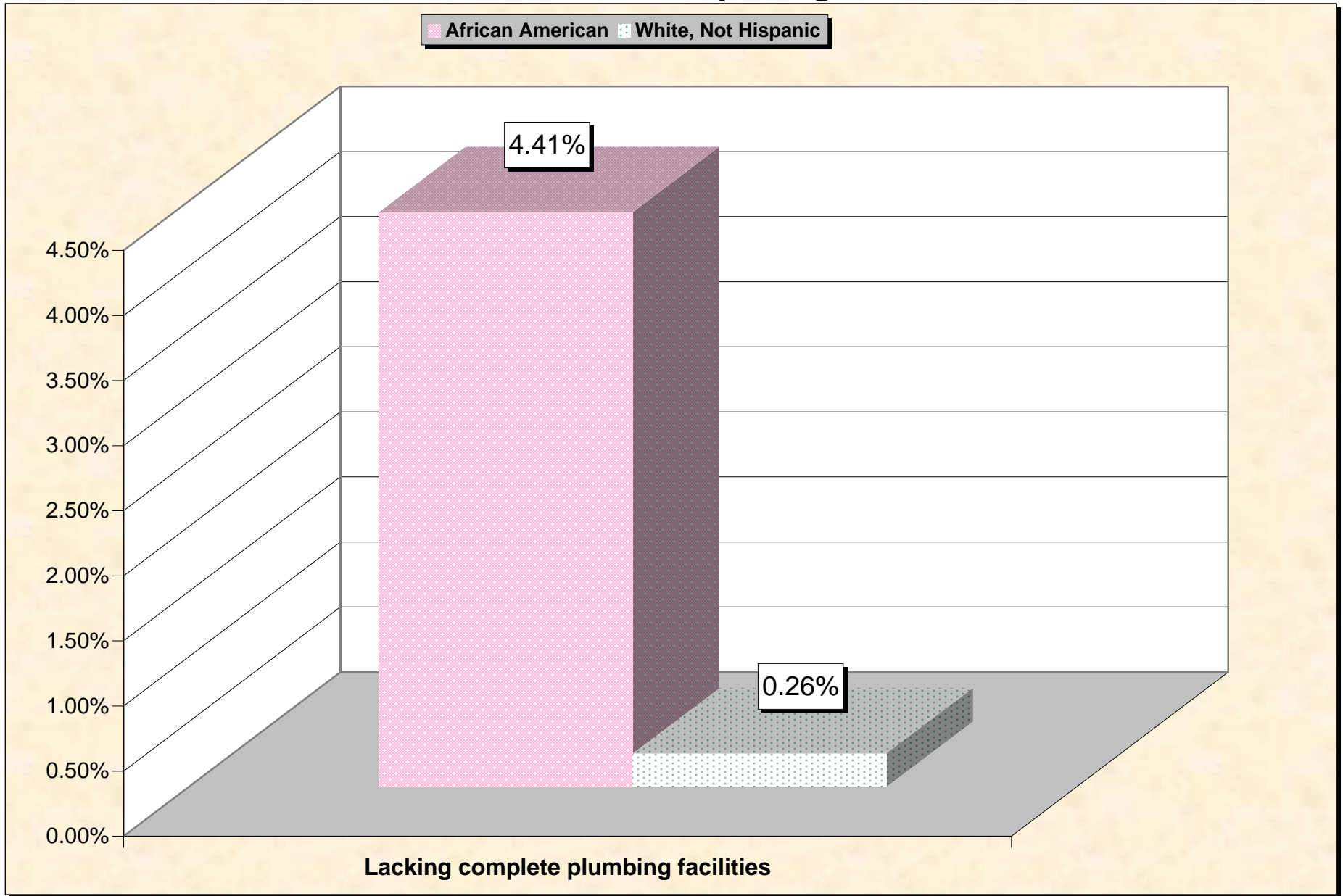
Source: Data Set: Census 2000 Summary File 3 (SF 3) - Sample Data -- HCT32B. TELEPHONE SERVICE AVAILABLE (BLACK OR AFRICAN AMERICAN ALONE HOUSEHOLDER) [3] - Universe: Occupied housing units with a householder who is Black or African American alone; HCT32I. TELEPHONE SERVICE AVAILABLE (WHITE ALONE, NOT HISPANIC OR LATINO HOUSEHOLDER) [3] - Universe: Occupied housing units with a householder who is White alone, not Hispanic or Latino.

# Chart 14 -- Lack of Vehicle By Household Hanover County, Virginia



Source: Data Set: Census 2000 Summary File 3 (SF 3) - Sample Data -- HCT33B. VEHICLES AVAILABLE (BLACK OR AFRICAN AMERICAN ALONE HOUSEHOLDER) [3] - Universe: Occupied housing units with a householder who is Black or African American alone;; HCT33I. VEHICLES AVAILABLE (WHITE ALONE, NOT HISPANIC OR LATINO HOUSEHOLDER) [3] - Universe: Occupied housing units with a householder who is White alone, not Hispanic or Latino.

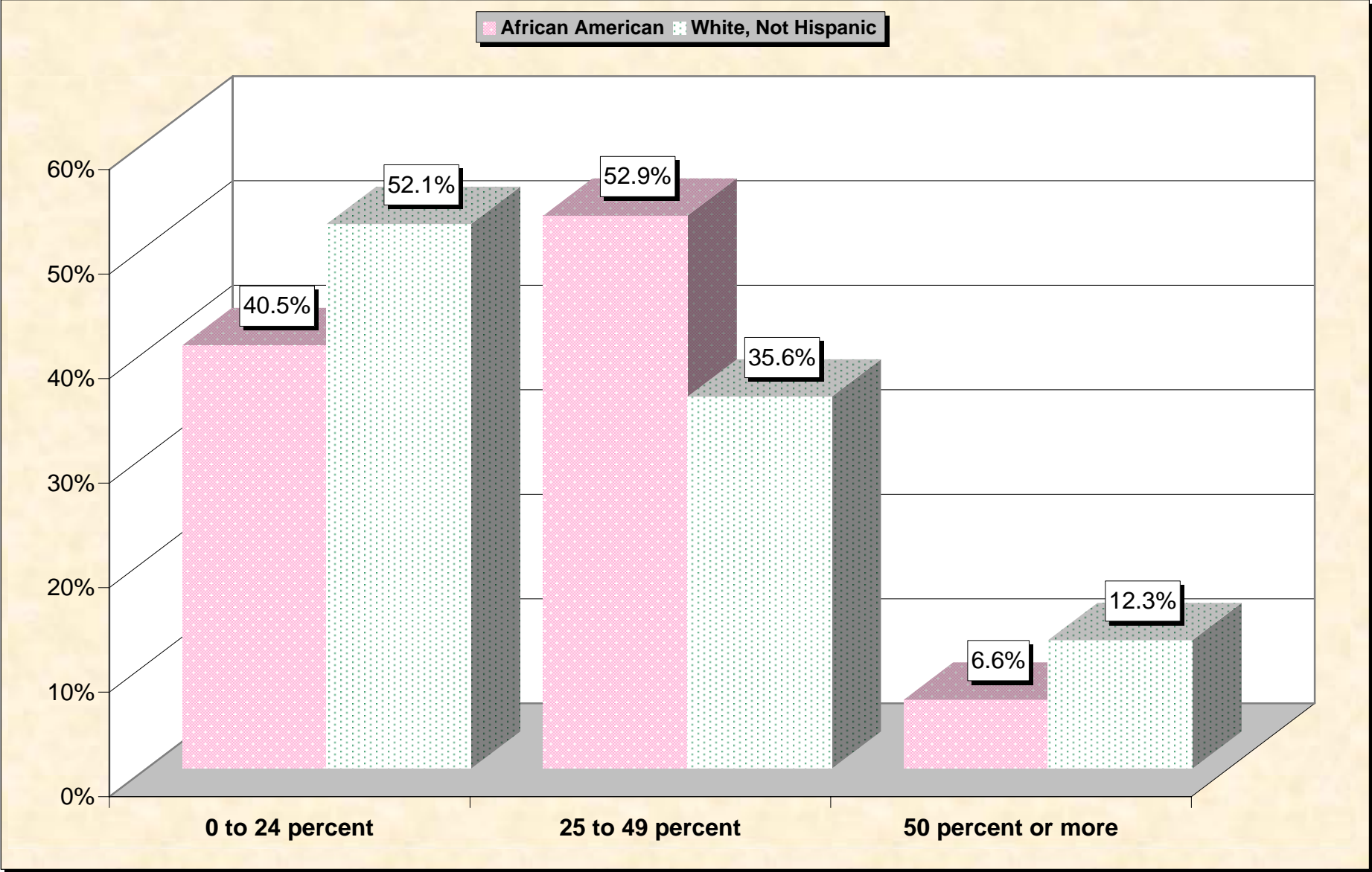
# Chart 15 -- Lack of Plumbing By Household Hanover County, Virginia



Source: Data Set: Census 2000 Summary File 3 (SF 3) - Sample Data -- HCT34B. PLUMBING FACILITIES (BLACK OR AFRICAN AMERICAN ALONE HOUSEHOLDER) [3] - Universe: Occupied housing units with a householder who is Black or African American alone; HCT34I. PLUMBING FACILITIES (WHITE ALONE, NOT HISPANIC OR LATINO HOUSEHOLDER) [3] - Universe: Occupied housing units with a householder who is White alone, not Hispanic or Latino.

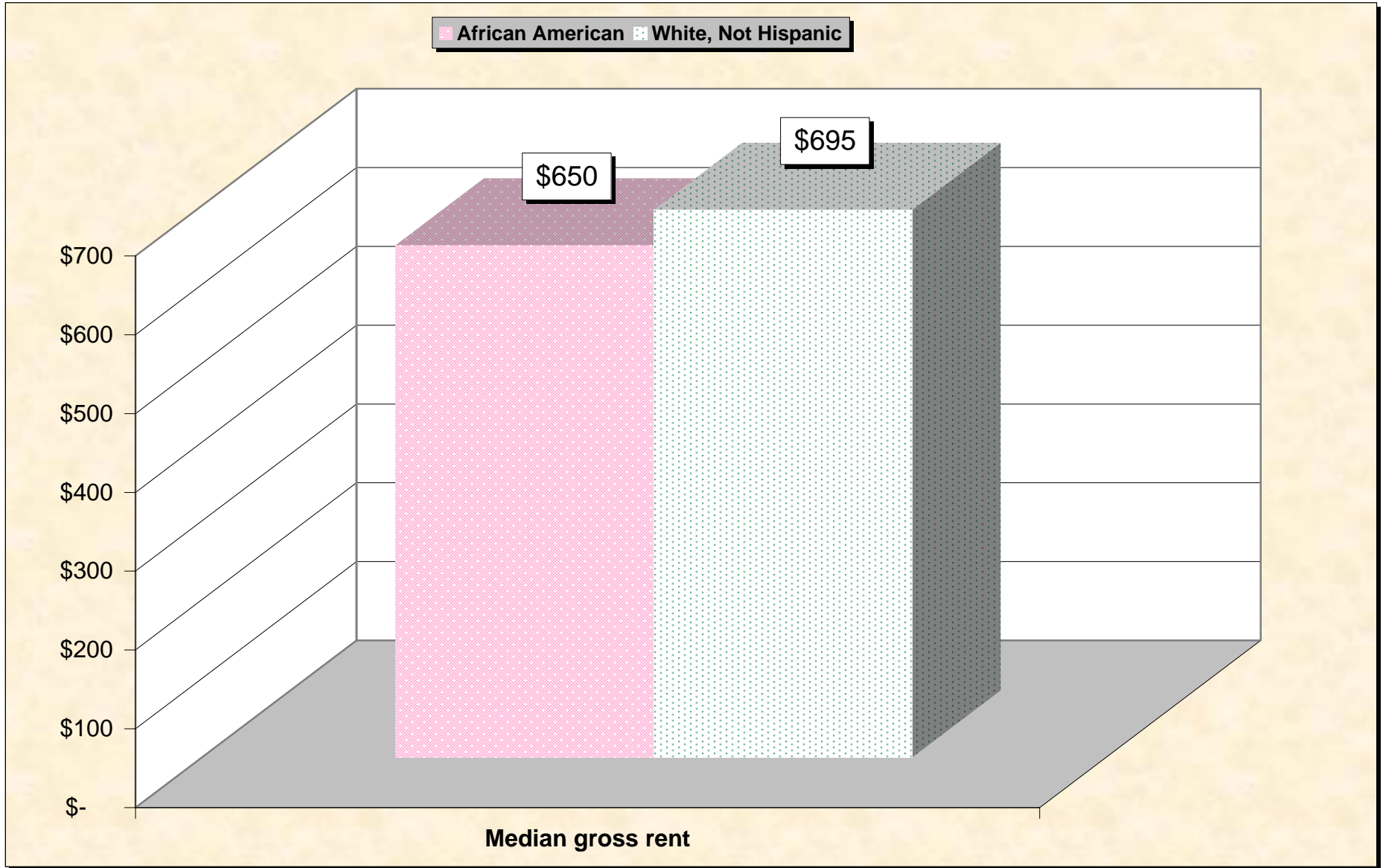


# Chart 16 -- Gross Rent as a Percentage of Household Income in 1999 Hanover County, Virginia



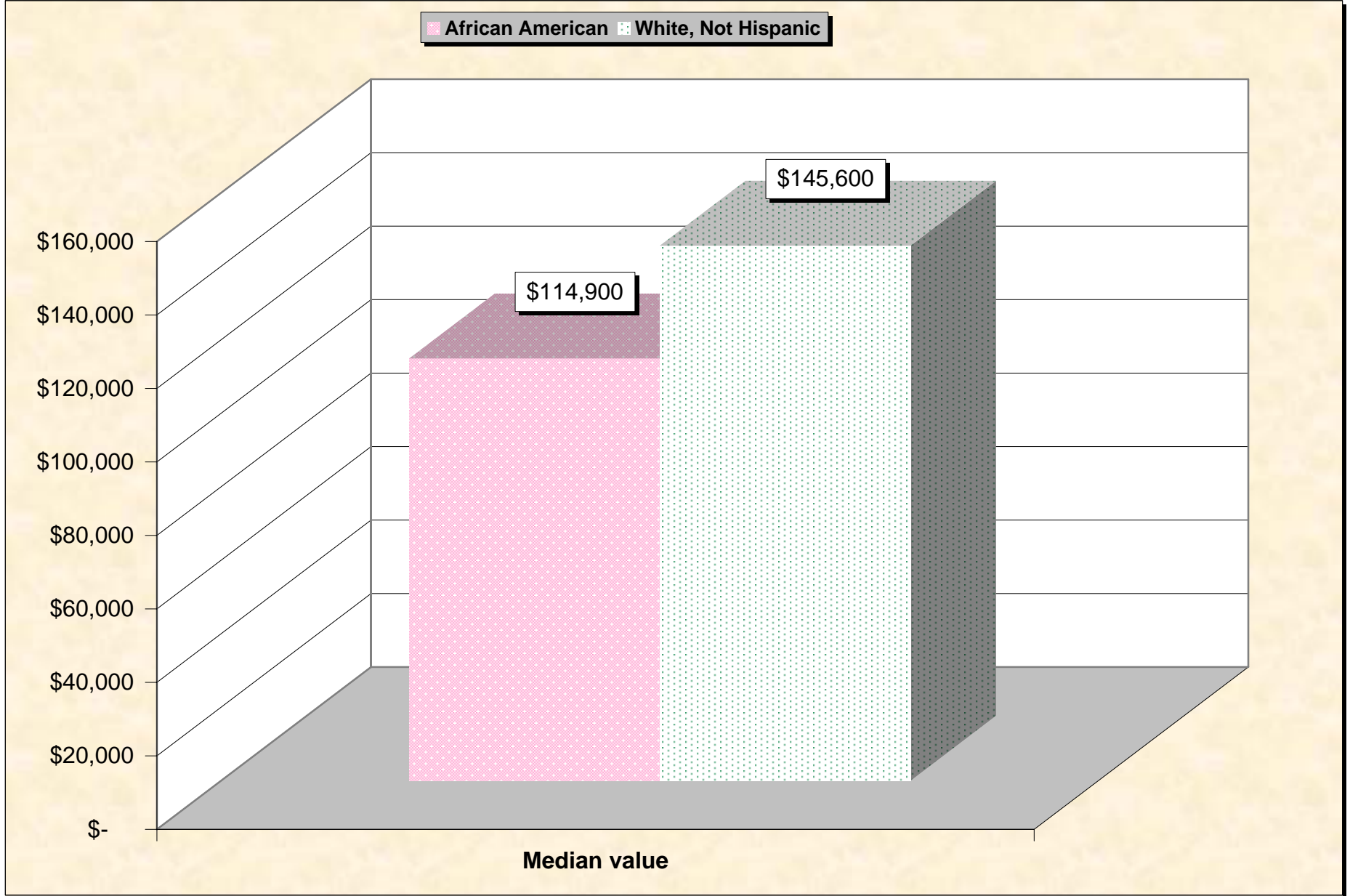
Source: Data Set: Census 2000 Summary File 3 (SF 3) - Sample Data -- HCT39B. GROSS RENT AS A PERCENTAGE OF HOUSEHOLD INCOME IN 1999 (BLACK OR AFRICAN AMERICAN ALONE HOUSEHOLDER) [11] - Universe: Specified renter-occupied housing units with a householder who is Black or African American alone; HCT39I. GROSS RENT AS A PERCENTAGE OF HOUSEHOLD INCOME IN 1999 (WHITE ALONE, NOT HISPANIC OR LATINO HOUSEHOLDER) [11] - Universe: Specified renter-occupied housing units with a householder who is White alone, not Hispanic or Latino.

# Chart 17 -- Median Gross Rent By Household Hanover County, Virginia



Source: Data Set: Census 2000 Summary File 3 (SF 3) - Sample Data -- HCT37B. MEDIAN GROSS RENT (DOLLARS) (BLACK OR AFRICAN AMERICAN ALONE HOUSEHOLDER) [1] - Universe: Specified renter-occupied housing units paying cash rent with a householder who is Black or African American alone; HCT37I. MEDIAN GROSS RENT (DOLLARS) (WHITE ALONE, NOT HISPANIC OR LATINO HOUSEHOLDER) [1] - Universe: Specified renter-occupied housing units paying cash rent with a householder who is White alone, not Hispanic or Latino.

# Chart 18 -- Median Home Value By Household Hanover County, Virginia



Source: Data Set: Census 2000 Summary File 3 (SF 3) - Sample Data -- HCT42B. MEDIAN VALUE (DOLLARS) (BLACK OR AFRICAN AMERICAN ALONE HOUSEHOLDER) [1] - Universe: Specified owner-occupied housing units with a householder who is Black or African American alone; HCT42I. MEDIAN VALUE (DOLLARS) (WHITE ALONE, NOT HISPANIC OR LATINO HOUSEHOLDER) [1] - Universe: Specified owner-occupied housing units with a householder who is White alone, not Hispanic or Latino.

## HOUSEHOLDS BY AGE OF HOUSEHOLDER BY HOUSEHOLD TYPE (INCLUDING LIVING ALONE) BY PRESENCE OF OWN CHILDREN UNDER 18 YEARS

Source data for Chart 1

|   | African American            | White, Not Hispanic         |
|---|-----------------------------|-----------------------------|
|   | Hanover County,<br>Virginia | Hanover County,<br>Virginia |
| Total:                                  | 2,570                       | 27,872                      |
| Householder 15 to 64 years:             | 1,936                       | 22,849                      |
| Family households:                      | 1,632                       | 18,935                      |
| Married-couple family:                  | 1,109                       | 16,453                      |
| With own children under 18 years        | 599                         | 9,430                       |
| No own children under 18 years          | 510                         | 7,023                       |
| Other family:                           | 523                         | 2,482                       |
| Male householder, no wife present:      | 107                         | 602                         |
| With own children under 18 years        | 56                          | 422                         |
| No own children under 18 years          | 51                          | 180                         |
| Female householder, no husband present: | 416                         | 1,880                       |
| With own children under 18 years        | 278                         | 1,320                       |
| No own children under 18 years          | 138                         | 560                         |
| Nonfamily households:                   | 304                         | 3,914                       |
| Householder living alone                | 243                         | 2,990                       |
| Householder not living alone            | 61                          | 924                         |
| Householder 65 years and over:          | 634                         | 5,023                       |
| Family households:                      | 418                         | 3,027                       |
| Married-couple family:                  | 224                         | 2,616                       |
| With own children under 18 years        | 6                           | 6                           |
| No own children under 18 years          | 218                         | 2,610                       |
| Other family:                           | 194                         | 411                         |
| Male householder, no wife present:      | 78                          | 95                          |
| With own children under 18 years        | 0                           | 0                           |
| No own children under 18 years          | 78                          | 95                          |
| Female householder, no husband present: | 116                         | 316                         |
| With own children under 18 years        | 13                          | 7                           |
| No own children under 18 years          | 103                         | 309                         |
| Nonfamily households:                   | 216                         | 1,996                       |
| Householder living alone                | 211                         | 1,971                       |
| Householder not living alone            | 5                           | 25                          |

Source: Data Set: Census 2000 Summary File 3 (SF 3) - Sample Data - P146B. HOUSEHOLDS BY AGE OF HOUSEHOLDER BY HOUSEHOLD TYPE (INCLUDING LIVING ALONE) BY PRESENCE OF OWN CHILDREN UNDER 18 YEARS (BLACK OR AFRICAN AMERICAN ALONE HOUSEHOLDER) [31] - Universe: Households with a householder who is Black or African American alone; P146I. HOUSEHOLDS BY AGE OF HOUSEHOLDER BY HOUSEHOLD TYPE (INCLUDING LIVING ALONE) BY PRESENCE OF OWN CHILDREN UNDER 18 YEARS (WHITE ALONE, NOT HISPANIC OR LATINO HOUSEHOLDER) [31] - Universe: Households with a householder who is White alone, not Hispanic or Latino.

## SCHOOL ENROLLMENT BY LEVEL OF SCHOOL BY TYPE OF SCHOOL FOR THE POPULATION 3 YEARS AND OVER

**Source data for Chart 2**

|  | African American            | White, Not Hispanic         |
|--|-----------------------------|-----------------------------|
|  | Hanover County,<br>Virginia | Hanover County,<br>Virginia |
| Total:                                 | 7,789                       | 72,932                      |
| Enrolled in nursery school, preschool: | 156                         | 1,902                       |
| Public school                          | 82                          | 728                         |
| Private school                         | 74                          | 1,174                       |
| Enrolled in kindergarten:              | 60                          | 1,213                       |
| Public school                          | 50                          | 1,145                       |
| Private school                         | 10                          | 68                          |
| Enrolled in grade 1 to grade 8:        | 1,032                       | 9,402                       |
| Public school                          | 989                         | 8,984                       |
| Private school                         | 43                          | 418                         |
| Enrolled in grade 9 to grade 12:       | 613                         | 4,535                       |
| Public school                          | 561                         | 4,234                       |
| Private school                         | 52                          | 301                         |
| Enrolled in college:                   | 507                         | 3,664                       |
| Public school                          | 346                         | 2,294                       |
| Private school                         | 161                         | 1,370                       |
| Not enrolled in school                 | 5,421                       | 52,216                      |

*Source: Data Set: Census 2000 Summary File 3 (SF 3) - Sample Data - P146B. HOUSEHOLDS BY AGE OF HOUSEHOLDER BY HOUSEHOLD TYPE (INCLUDING LIVING ALONE) BY PRESENCE OF OWN CHILDREN UNDER 18 YEARS (BLACK OR AFRICAN AMERICAN ALONE HOUSEHOLDER) [31] - Universe: Households with a householder who is Black or African American alone; P146I. HOUSEHOLDS BY AGE OF HOUSEHOLDER BY HOUSEHOLD TYPE (INCLUDING LIVING ALONE) BY PRESENCE OF OWN CHILDREN UNDER 18 YEARS (WHITE ALONE, NOT HISPANIC OR LATINO HOUSEHOLDER) [31] - Universe: Households with a householder who is White alone, not Hispanic or Latino.*

## SEX BY EDUCATIONAL ATTAINMENT FOR THE POPULATION 25 YEARS AND OVER

### Source data for Chart 3

|   | African American            | White, Not Hispanic         |
|---|-----------------------------|-----------------------------|
|   | Hanover County,<br>Virginia | Hanover County,<br>Virginia |
| Total:                                      | 5,174                       | 50,328                      |
| Male:                                       | 2,382                       | 24,159                      |
| Less than 9th grade                         | 355                         | 846                         |
| 9th to 12th grade, no diploma               | 461                         | 2,220                       |
| High school graduate (includes equivalency) | 714                         | 6,639                       |
| Some college, no degree                     | 407                         | 5,572                       |
| Associate degree                            | 71                          | 1,348                       |
| Bachelor's degree                           | 253                         | 5,126                       |
| Graduate or professional degree             | 121                         | 2,408                       |
| Female:                                     | 2,792                       | 26,169                      |
| Less than 9th grade                         | 281                         | 679                         |
| 9th to 12th grade, no diploma               | 439                         | 2,101                       |
| High school graduate (includes equivalency) | 867                         | 7,861                       |
| Some college, no degree                     | 550                         | 6,611                       |
| Associate degree                            | 124                         | 1,463                       |
| Bachelor's degree                           | 339                         | 5,225                       |
| Graduate or professional degree             | 192                         | 2,229                       |

Source: Data Set: Census 2000 Summary File 3 (SF 3) - Sample Data -- P148B. SEX BY EDUCATIONAL ATTAINMENT FOR THE POPULATION 25 YEARS AND OVER (BLACK OR AFRICAN AMERICAN ALONE) [17] - Universe: Black or African American alone 25 years and over; P148I. SEX BY EDUCATIONAL ATTAINMENT FOR THE POPULATION 25 YEARS AND OVER (WHITE ALONE, NOT HISPANIC OR LATINO) [17] - Universe: White alone, not Hispanic or Latino population 25 years and over.

## SEX BY EMPLOYMENT STATUS FOR THE POPULATION 16 YEARS AND OVER

Source data for Charts 4 and 5

|                    | African American            | White, Not Hispanic         |
|--------------------|-----------------------------|-----------------------------|
|                    | Hanover County,<br>Virginia | Hanover County,<br>Virginia |
| Total:             | 6,240                       | 57,696                      |
| Male:              | 2,991                       | 27,957                      |
| In labor force:    | 1,948                       | 21,917                      |
| In Armed Forces    | 0                           | 66                          |
| Civilian:          | 1,948                       | 21,851                      |
| Employed           | 1,817                       | 21,485                      |
| Unemployed         | 131                         | 366                         |
| Not in labor force | 1,043                       | 6,040                       |
| Female:            | 3,249                       | 29,739                      |
| In labor force:    | 1,935                       | 19,173                      |
| In Armed Forces    | 0                           | 0                           |
| Civilian:          | 1,935                       | 19,173                      |
| Employed           | 1,891                       | 18,726                      |
| Unemployed         | 44                          | 447                         |
| Not in labor force | 1,314                       | 10,566                      |

*Source: Data Set: Census 2000 Summary File 3 (SF 3) - Sample Data -- P150B. SEX BY EMPLOYMENT STATUS FOR THE POPULATION 16 YEARS AND OVER (BLACK OR AFRICAN AMERICAN ALONE) [15] - Universe: Black or African American alone 16 years and over; P150I. SEX BY EMPLOYMENT STATUS FOR THE POPULATION 16 YEARS AND OVER (WHITE ALONE, NOT HISPANIC OR LATINO) [15] - Universe: White alone, not Hispanic or Latino population 16 years and over.*

## HOUSEHOLD INCOME IN 1999

### Source data for Chart 6

|                        | African American            | White, Not Hispanic         |
|------------------------|-----------------------------|-----------------------------|
|                        | Hanover County,<br>Virginia | Hanover County,<br>Virginia |
| Total:                 | 2,570                       | 27,872                      |
| Less than \$10,000     | 265                         | 867                         |
| \$10,000 to \$14,999   | 118                         | 746                         |
| \$15,000 to \$19,999   | 170                         | 982                         |
| \$20,000 to \$24,999   | 300                         | 1,159                       |
| \$25,000 to \$29,999   | 181                         | 1,227                       |
| \$30,000 to \$34,999   | 104                         | 1,437                       |
| \$35,000 to \$39,999   | 138                         | 1,369                       |
| \$40,000 to \$44,999   | 91                          | 1,518                       |
| \$45,000 to \$49,999   | 126                         | 1,336                       |
| \$50,000 to \$59,999   | 191                         | 3,048                       |
| \$60,000 to \$74,999   | 262                         | 4,163                       |
| \$75,000 to \$99,999   | 351                         | 4,866                       |
| \$100,000 to \$124,999 | 161                         | 2,536                       |
| \$125,000 to \$149,999 | 51                          | 959                         |
| \$150,000 to \$199,999 | 28                          | 982                         |
| \$200,000 or more      | 33                          | 677                         |

Source: Data Set: Census 2000 Summary File 3 (SF 3) - Sample Data -- P151B. HOUSEHOLD INCOME IN 1999 (BLACK OR AFRICAN AMERICAN ALONE HOUSEHOLDER) [17] - Universe: Households with a householder who is Black or African American alone; P151I. HOUSEHOLD INCOME IN 1999 (WHITE ALONE, NOT HISPANIC OR LATINO HOUSEHOLDER) [17] - Universe: Households with a householder who is White alone, not Hispanic or Latino.



## MEDIAN FAMILY INCOME IN 1999

### Source data for Chart 7

|                              | African American            | White, Not Hispanic         |
|------------------------------|-----------------------------|-----------------------------|
|                              | Hanover County,<br>Virginia | Hanover County,<br>Virginia |
| Median family income in 1999 | \$ 48,026                   | \$ 67,111                   |

Source: Data Set: Census 2000 Summary File 3 (SF 3) - Sample Data -- P155B. MEDIAN FAMILY INCOME IN 1999 (DOLLARS) (BLACK OR AFRICAN AMERICAN ALONE HOUSEHOLDER) [1] - Universe: Families with a householder who is Black or African American alone ; P155I. MEDIAN FAMILY INCOME IN 1999 (DOLLARS) (WHITE ALONE, NOT HISPANIC OR LATINO HOUSEHOLDER) [1] - Universe: Families with a householder who is White alone, not Hispanic or Latino.

## PER CAPITA INCOME IN 1999

### Source data for Chart 8

|                           | African American            | White, Not Hispanic         |
|---------------------------|-----------------------------|-----------------------------|
|                           | Hanover County,<br>Virginia | Hanover County,<br>Virginia |
| Per capita income in 1999 | \$ 17,836                   | \$ 26,145                   |

Source: Data Set: Census 2000 Summary File 3 (SF 3) - Sample Data -- P157B. PER CAPITA INCOME IN 1999 (DOLLARS) (BLACK OR AFRICAN AMERICAN ALONE) [1] - Universe: Black or African American alone; P157I. PER CAPITA INCOME IN 1999 (DOLLARS) (WHITE ALONE, NOT HISPANIC OR LATINO) [1] - Universe: White alone, not Hispanic or Latino population.

## POVERTY STATUS IN 1999 BY AGE

### Source data for Chart 9

|   | African American            | White, Not Hispanic         |
|---|-----------------------------|-----------------------------|
|   | Hanover County,<br>Virginia | Hanover County,<br>Virginia |
| Total:                                    | 7,504                       | 74,187                      |
| Income in 1999 below poverty level:       | 920                         | 2,040                       |
| Under 5 years                             | 76                          | 89                          |
| 5 years                                   | 19                          | 32                          |
| 6 to 11 years                             | 165                         | 228                         |
| 12 to 17 years                            | 69                          | 206                         |
| 18 to 64 years                            | 346                         | 1,214                       |
| 65 to 74 years                            | 164                         | 115                         |
| 75 years and over                         | 81                          | 156                         |
| Income in 1999 at or above poverty level: | 6,584                       | 72,147                      |
| Under 5 years                             | 362                         | 4,800                       |
| 5 years                                   | 71                          | 1,106                       |
| 6 to 11 years                             | 538                         | 6,835                       |
| 12 to 17 years                            | 705                         | 6,734                       |
| 18 to 64 years                            | 4,111                       | 45,164                      |
| 65 to 74 years                            | 460                         | 4,375                       |
| 75 years and over                         | 337                         | 3,133                       |

Source: Data Set: Census 2000 Summary File 3 (SF 3) - Sample Data -- P159B. POVERTY STATUS IN 1999 BY AGE (BLACK OR AFRICAN AMERICAN ALONE) [17] - Universe: Black or African American alone for whom poverty status is determined;P159I. POVERTY STATUS IN 1999 BY AGE (WHITE ALONE, NOT HISPANIC OR LATINO) [17] - Universe: White alone, not Hispanic or Latino population for whom poverty status is determined.

## MEDIAN EARNINGS IN 1999

**Source data for Chart 10**

|   | African American            | White, Not Hispanic         |
|---|-----------------------------|-----------------------------|
|   | Hanover County,<br>Virginia | Hanover County,<br>Virginia |
| Median earnings in 1999 --              |                             |                             |
| Worked full-time, year-round in 1999 -- |                             |                             |
| Total                                   | \$ 28,765                   | \$ 38,212                   |
| Male                                    | \$ 31,898                   | \$ 43,870                   |
| Female                                  | \$ 26,096                   | \$ 31,103                   |
| Other --                                |                             |                             |
| Total                                   | \$ 9,870                    | \$ 9,415                    |
| Male                                    | \$ 10,482                   | \$ 9,063                    |
| Female                                  | \$ 9,523                    | \$ 9,575                    |

Source: Data Set: Census 2000 Summary File 3 (SF 3) - Sample Data -- PCT74B. MEDIAN EARNINGS IN 1999 (DOLLARS) BY WORK EXPERIENCE IN 1999 BY SEX FOR THE POPULATION 16 YEARS AND OVER WITH EARNINGS (BLACK OR AFRICAN AMERICAN ALONE) [6] - Universe: Black or African American alone 16 years and over with earnings in 1999; PCT74I. MEDIAN EARNINGS IN 1999 (DOLLARS) BY WORK EXPERIENCE IN 1999 BY SEX FOR THE POPULATION 16 YEARS AND OVER WITH EARNINGS (WHITE ALONE, NOT HISPANIC OR LATINO) [6] - Universe: White alone, not Hispanic or Latino population 16 years and over with earnings in 1999.

## TENURE BY RACE OF HOUSEHOLDER

### Source data for Chart 11

|   | <b>Hanover County,<br/>Virginia</b> |
|---|-------------------------------------|
| Total:  | 31,121                              |
| Owner occupied:   | 26,226                              |
| Householder who is White alone                                      | 23,805                              |
| <b>Householder who is Black or African American alone</b>           | <b>2,095</b>                        |
| Householder who is American Indian and Alaska Native alone          | 48                                  |
| Householder who is Asian alone                                      | 123                                 |
| Householder who is Native Hawaiian and Other Pacific Islander alone | 0                                   |
| Householder who is Some other race alone                            | 73                                  |
| Householder who is Two or more races                                | 82                                  |
| Renter occupied:  | 4,895                               |
| Householder who is White alone                                      | 4,151                               |
| <b>Householder who is Black or African American alone</b>           | <b>601</b>                          |
| Householder who is American Indian and Alaska Native alone          | 64                                  |
| Householder who is Asian alone                                      | 25                                  |
| Householder who is Native Hawaiian and Other Pacific Islander alone | 0                                   |
| Householder who is Some other race alone                            | 19                                  |
| Householder who is Two or more races                                | 35                                  |

### White alone, not Hispanic

### White, Not Hispanic

|                 |  | <b>Hanover County,<br/>Virginia</b> |
|-----------------|--|-------------------------------------|
| Total:          |  | 27,782                              |
| Owner occupied  |  | 23,669                              |
| Renter occupied |  | 4,113                               |

Source: Data Set: Census 2000 Summary File 3 (SF 3) - Sample Data -- H11. TENURE BY RACE OF HOUSEHOLDER [17] - Universe: Occupied housing units; H13. TENURE (WHITE ALONE, NOT HISPANIC OR LATINO HOUSEHOLDER) [3] - Universe: Occupied housing units with a householder who is White alone, not Hispanic or Latino.

## OCCUPANTS PER ROOM

### Source data for Chart 12

|                                 | African American            | White, Not Hispanic         |
|---------------------------------|-----------------------------|-----------------------------|
|                                 | Hanover County,<br>Virginia | Hanover County,<br>Virginia |
| Total:                          | 2,696                       | 27,782                      |
| 1.00 or less occupants per room | 2,585                       | 27,630                      |
| 1.01 or more occupants per room | 111                         | 152                         |

Source: Data Set: Census 2000 Summary File 3 (SF 3) - Sample Data -- HCT29B. OCCUPANTS PER ROOM (BLACK OR AFRICAN AMERICAN ALONE HOUSEHOLDER) [3] - Universe: Occupied housing units with a householder who is Black or African American alone; HCT29I. OCCUPANTS PER ROOM (WHITE ALONE, NOT HISPANIC OR LATINO HOUSEHOLDER) [3] - Universe: Occupied housing units with a householder who is White alone, not Hispanic or Latino.

## TELEPHONE SERVICE AVAILABLE

### Source data for Chart 13

|                                  | African American            | White, Not Hispanic         |
|----------------------------------|-----------------------------|-----------------------------|
|                                  | Hanover County,<br>Virginia | Hanover County,<br>Virginia |
| Total:                           | 2,696                       | 27,782                      |
| With telephone service available | 2,604                       | 27,604                      |
| No telephone service available   | 92                          | 178                         |

Source: Data Set: Census 2000 Summary File 3 (SF 3) - Sample Data -- HCT32B. TELEPHONE SERVICE AVAILABLE (BLACK OR AFRICAN AMERICAN ALONE HOUSEHOLDER) [3] - Universe: Occupied housing units with a householder who is Black or African American alone; HCT32I. TELEPHONE SERVICE AVAILABLE (WHITE ALONE, NOT HISPANIC OR LATINO HOUSEHOLDER) [3] - Universe: Occupied housing units with a householder who is White alone, not Hispanic or Latino.

## VEHICLES AVAILABLE

### Source data for Chart 14

|                              | African American            | White, Not Hispanic         |
|------------------------------|-----------------------------|-----------------------------|
|                              | Hanover County,<br>Virginia | Hanover County,<br>Virginia |
| Total:                       | 2,696                       | 27,782                      |
| No vehicle available         | 238                         | 814                         |
| 1 or more vehicles available | 2,458                       | 26,968                      |

Source: Data Set: Census 2000 Summary File 3 (SF 3) - Sample Data -- HCT33B. VEHICLES AVAILABLE (BLACK OR AFRICAN AMERICAN ALONE HOUSEHOLDER) [3] - Universe: Occupied housing units with a householder who is Black or African American alone;; HCT33I. VEHICLES AVAILABLE (WHITE ALONE, NOT HISPANIC OR LATINO HOUSEHOLDER) [3] - Universe: Occupied housing units with a householder who is White alone, not Hispanic or Latino.

## PLUMBING FACILITIES

### Source data for Chart 15

|                                      | African American            | White, Not Hispanic         |
|--------------------------------------|-----------------------------|-----------------------------|
|                                      | Hanover County,<br>Virginia | Hanover County,<br>Virginia |
| Total:                               | 2,696                       | 27,782                      |
| Complete plumbing facilities         | 2,577                       | 27,711                      |
| Lacking complete plumbing facilities | 119                         | 71                          |

Source: Data Set: Census 2000 Summary File 3 (SF 3) - Sample Data -- HCT34B. PLUMBING FACILITIES (BLACK OR AFRICAN AMERICAN ALONE HOUSEHOLDER) [3] - Universe: Occupied housing units with a householder who is Black or African American alone; HCT34I. PLUMBING FACILITIES (WHITE ALONE, NOT HISPANIC OR LATINO HOUSEHOLDER) [3] - Universe: Occupied housing units with a householder who is White alone, not Hispanic or Latino.

## GROSS RENT AS A PERCENTAGE OF HOUSEHOLD INCOME IN 1999

### Source data for Chart 16

|                      | African American            | White, Not Hispanic         |
|----------------------|-----------------------------|-----------------------------|
|                      | Hanover County,<br>Virginia | Hanover County,<br>Virginia |
| Total:               | 588                         | 3,755                       |
| Less than 10 percent | 33                          | 226                         |
| 10 to 14 percent     | 34                          | 405                         |
| 15 to 19 percent     | 107                         | 647                         |
| 20 to 24 percent     | 35                          | 524                         |
| 25 to 29 percent     | 87                          | 485                         |
| 30 to 34 percent     | 100                         | 362                         |
| 35 to 39 percent     | 26                          | 160                         |
| 40 to 49 percent     | 60                          | 224                         |
| 50 percent or more   | 34                          | 425                         |
| Not computed         | 72                          | 297                         |

Source: Data Set: Census 2000 Summary File 3 (SF 3) - Sample Data -- HCT39B. GROSS RENT AS A PERCENTAGE OF HOUSEHOLD INCOME IN 1999 (BLACK OR AFRICAN AMERICAN ALONE HOUSEHOLDER) [11] - Universe: Specified renter-occupied housing units with a householder who is Black or African American alone; HCT39I. GROSS RENT AS A PERCENTAGE OF HOUSEHOLD INCOME IN 1999 (WHITE ALONE, NOT HISPANIC OR LATINO HOUSEHOLDER) [11] - Universe: Specified renter-occupied housing units with a householder who is White alone, not Hispanic or Latino.

## MEDIAN GROSS RENT

### Source data for Chart 17

|                   | African American            | White, Not Hispanic         |
|-------------------|-----------------------------|-----------------------------|
|                   | Hanover County,<br>Virginia | Hanover County,<br>Virginia |
| Median gross rent | \$ 650                      | \$ 695                      |

Source: Data Set: Census 2000 Summary File 3 (SF 3) - Sample Data -- HCT37B. MEDIAN GROSS RENT (DOLLARS) (BLACK OR AFRICAN AMERICAN ALONE HOUSEHOLDER) [1] - Universe: Specified renter-occupied housing units paying cash rent with a householder who is Black or African American alone; HCT37I. MEDIAN GROSS RENT (DOLLARS) (WHITE ALONE, NOT HISPANIC OR LATINO HOUSEHOLDER) [1] - Universe: Specified renter-occupied housing units paying cash rent with a householder who is White alone, not Hispanic or Latino.

## MEDIAN HOME VALUE

### Source data for Chart 18

|              | African American            | White, Not Hispanic         |
|--------------|-----------------------------|-----------------------------|
|              | Hanover County,<br>Virginia | Hanover County,<br>Virginia |
| Median value | \$ 114,900                  | \$ 145,600                  |

Source: Data Set: Census 2000 Summary File 3 (SF 3) - Sample Data -- HCT42B. MEDIAN VALUE (DOLLARS) (BLACK OR AFRICAN AMERICAN ALONE HOUSEHOLDER) [1] - Universe: Specified owner-occupied housing units with a householder who is Black or African American alone; HCT42I. MEDIAN VALUE (DOLLARS) (WHITE ALONE, NOT HISPANIC OR LATINO HOUSEHOLDER) [1] - Universe: Specified owner-occupied housing units with a householder who is White alone, not Hispanic or Latino.