

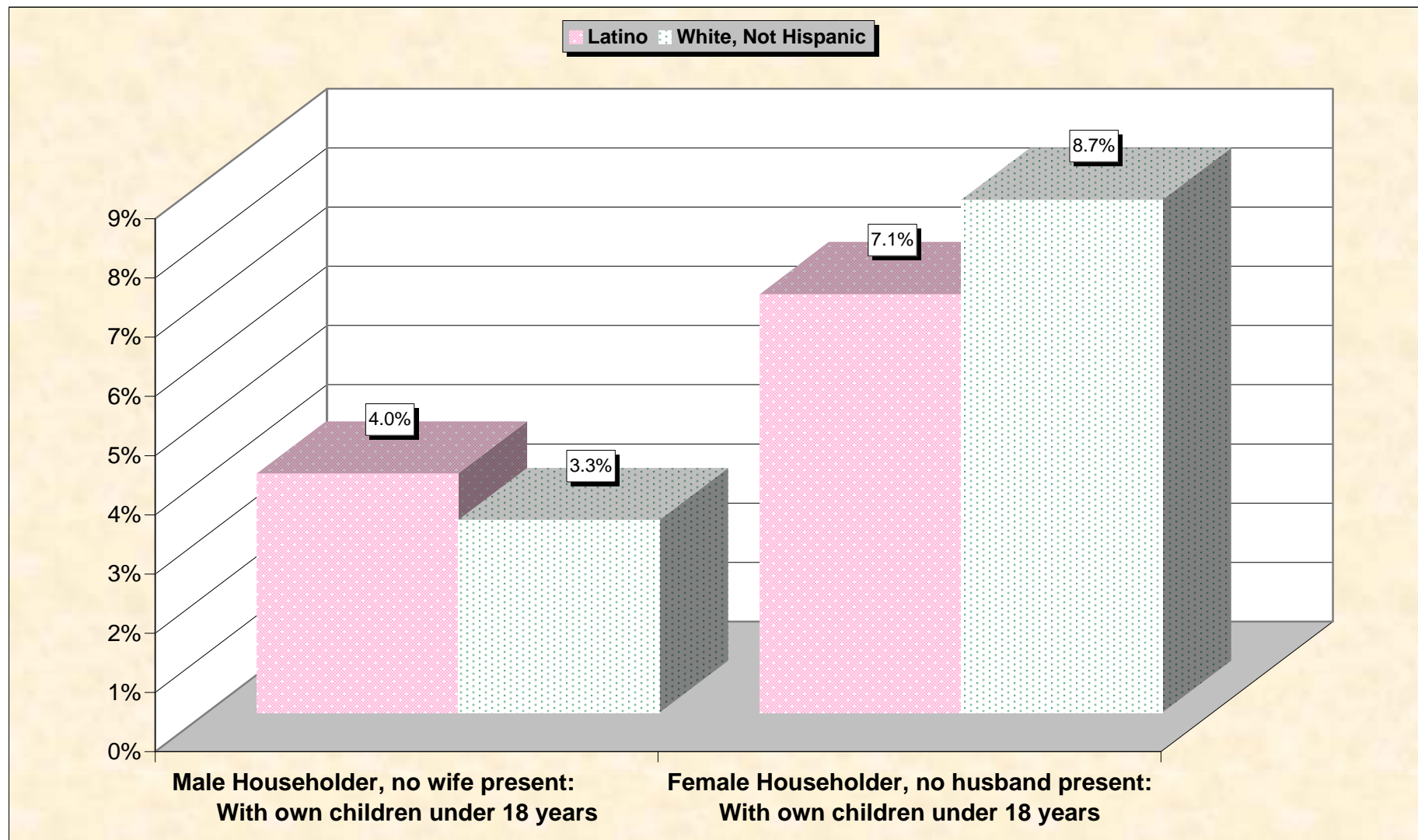
Selected Socio-Economic Data

Jack County, Texas

Latino and White, Not Hispanic

Data Set: Census 2000 Summary File 3 (SF 3) - Sample Data

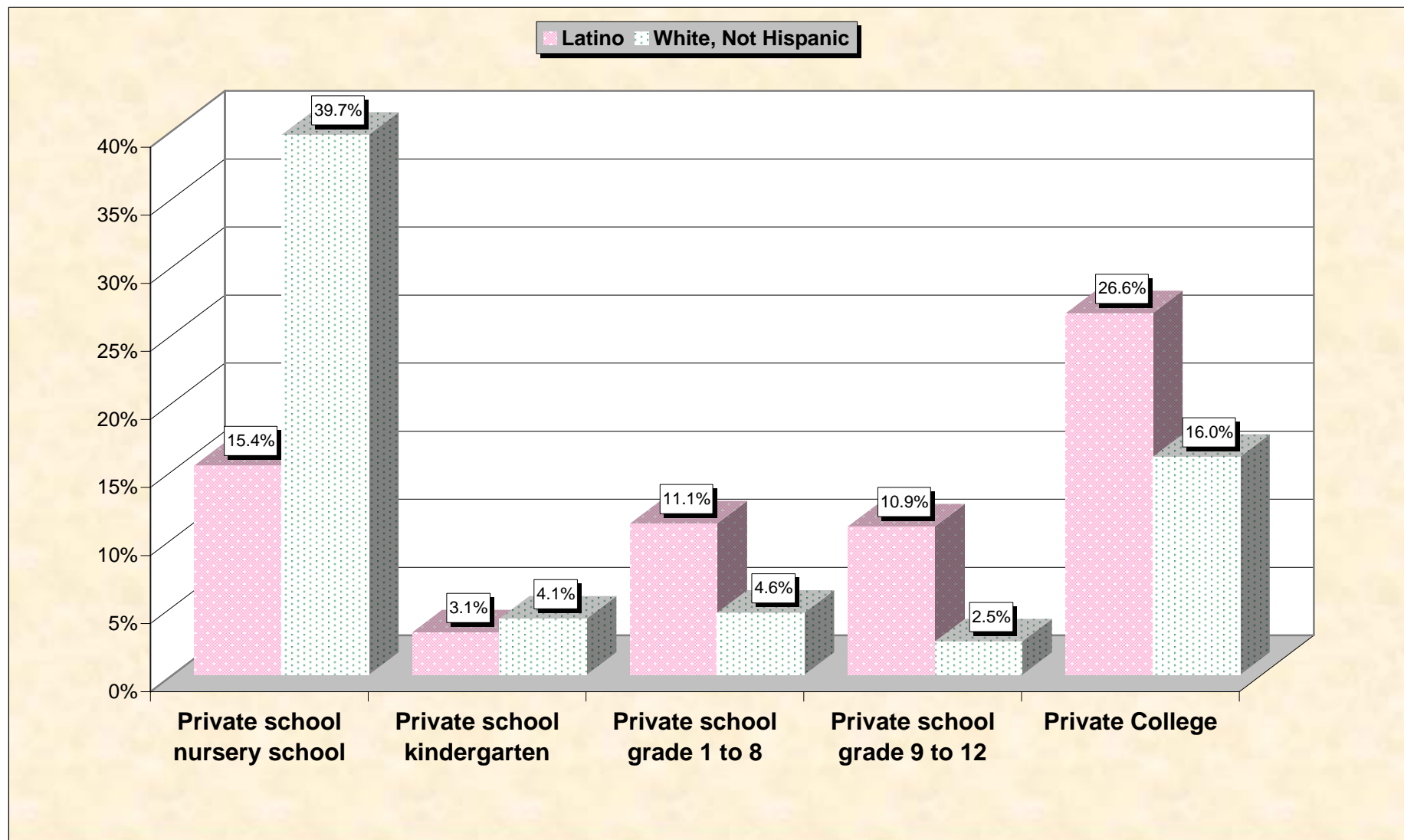
Chart 1 -- Single-Parent Family Households (Householder 15 to 64 years)
Jack County, Texas



Source: Data Set: Census 2000 Summary File 3 (SF 3) - Sample Data - P146H. HOUSEHOLDS BY AGE OF HOUSEHOLDER BY HOUSEHOLD TYPE (INCLUDING LIVING ALONE) BY PRESENCE OF OWN CHILDREN UNDER 18 YEARS (HISPANIC OR LATINO HOUSEHOLDER) [31] - Universe: Households with a householder who is Hispanic or Latino; P146I. HOUSEHOLDS BY AGE OF HOUSEHOLDER BY HOUSEHOLD TYPE (INCLUDING LIVING ALONE) BY PRESENCE OF OWN CHILDREN UNDER 18 YEARS (WHITE ALONE, NOT HISPANIC OR LATINO HOUSEHOLDER) [31] - Universe: Households with a householder who is White alone, not Hispanic or Latino.

Chart 2 -- Private School Enrollment (3 years and over)

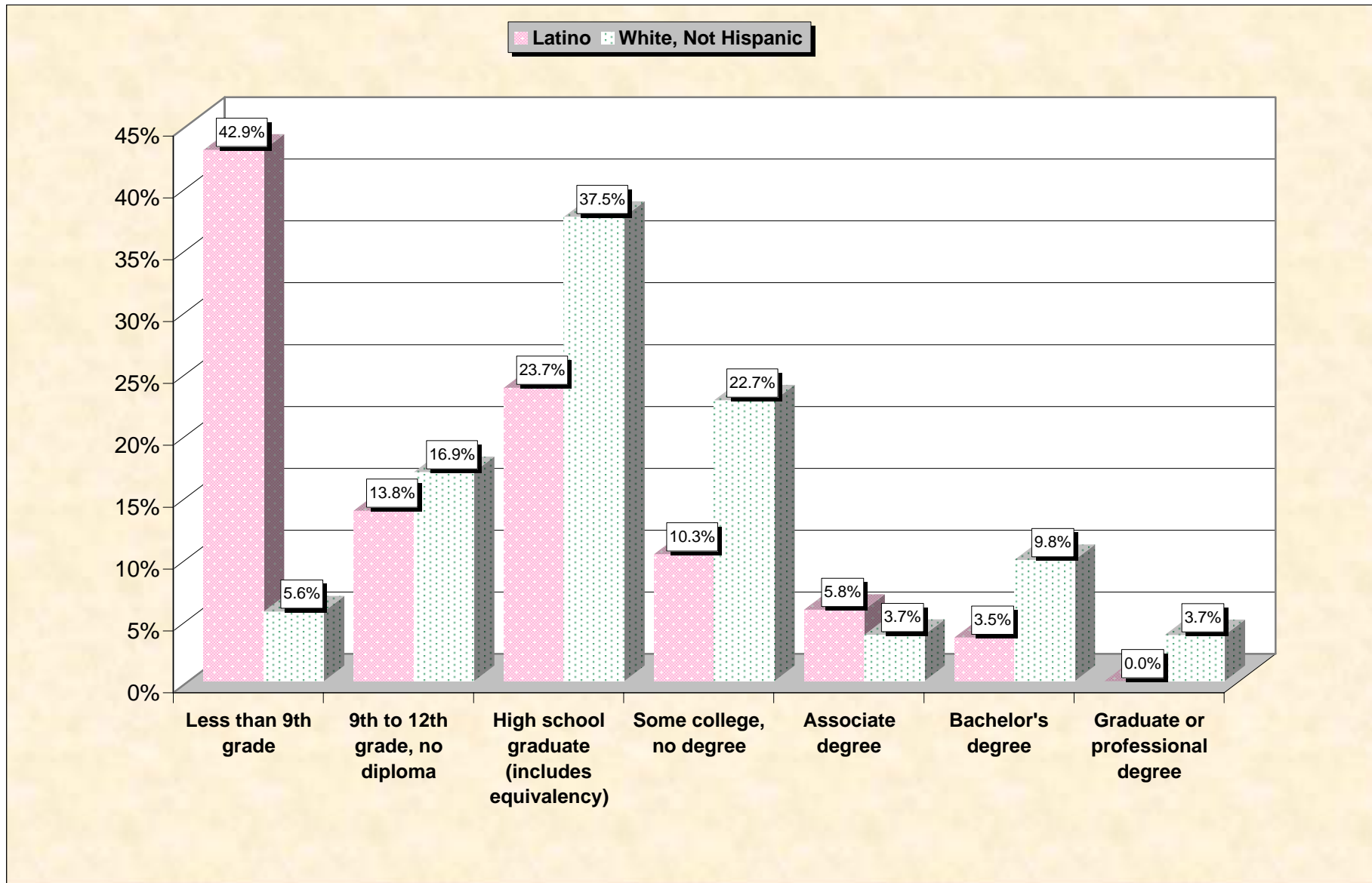
Jack County, Texas



Source: Data Set: Census 2000 Summary File 3 (SF 3) - Sample Data -- P147H. SCHOOL ENROLLMENT BY LEVEL OF SCHOOL BY TYPE OF SCHOOL FOR THE POPULATION 3 YEARS AND OVER (HISPANIC OR LATINO) [17] - Universe: Hispanic or Latino population 3 years and over; P147I. SCHOOL ENROLLMENT BY LEVEL OF SCHOOL BY TYPE OF SCHOOL FOR THE POPULATION 3 YEARS AND OVER (WHITE ALONE, NOT HISPANIC OR LATINO) [17] - Universe: White alone, not Hispanic or Latino population 3 years and over.

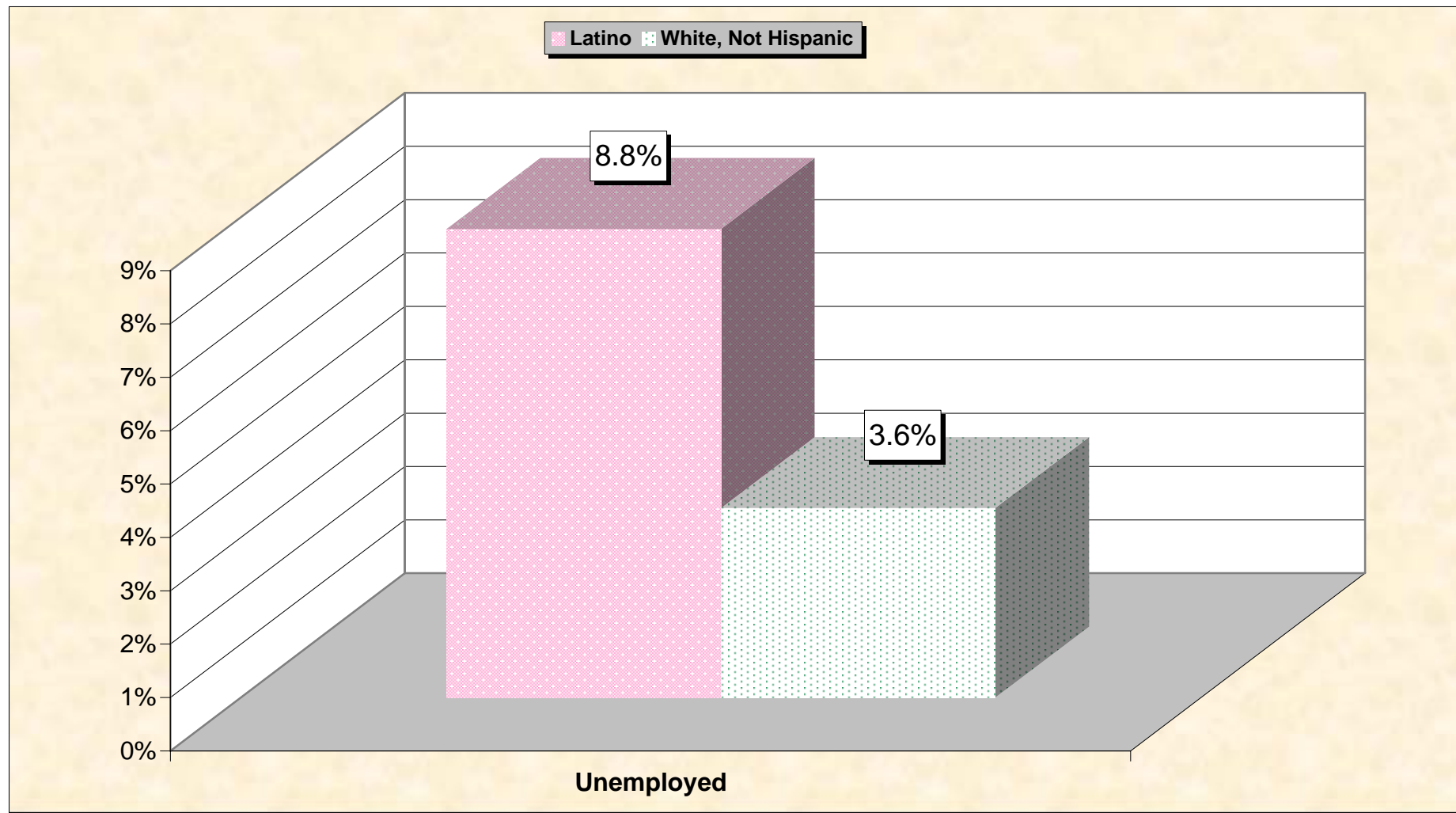
Chart 3 -- Educational Attainment (25 years and over)

Jack County, Texas



Source: Data Set: Census 2000 Summary File 3 (SF 3) - Sample Data -- P148H. SEX BY EDUCATIONAL ATTAINMENT FOR THE POPULATION 25 YEARS AND OVER (HISPANIC OR LATINO) [17] - Universe: Hispanic or Latino population 25 years and over; P148I. SEX BY EDUCATIONAL ATTAINMENT FOR THE POPULATION 25 YEARS AND OVER (WHITE ALONE, NOT HISPANIC OR LATINO) [17] - Universe: White alone, not Hispanic or Latino population 25 years and over.

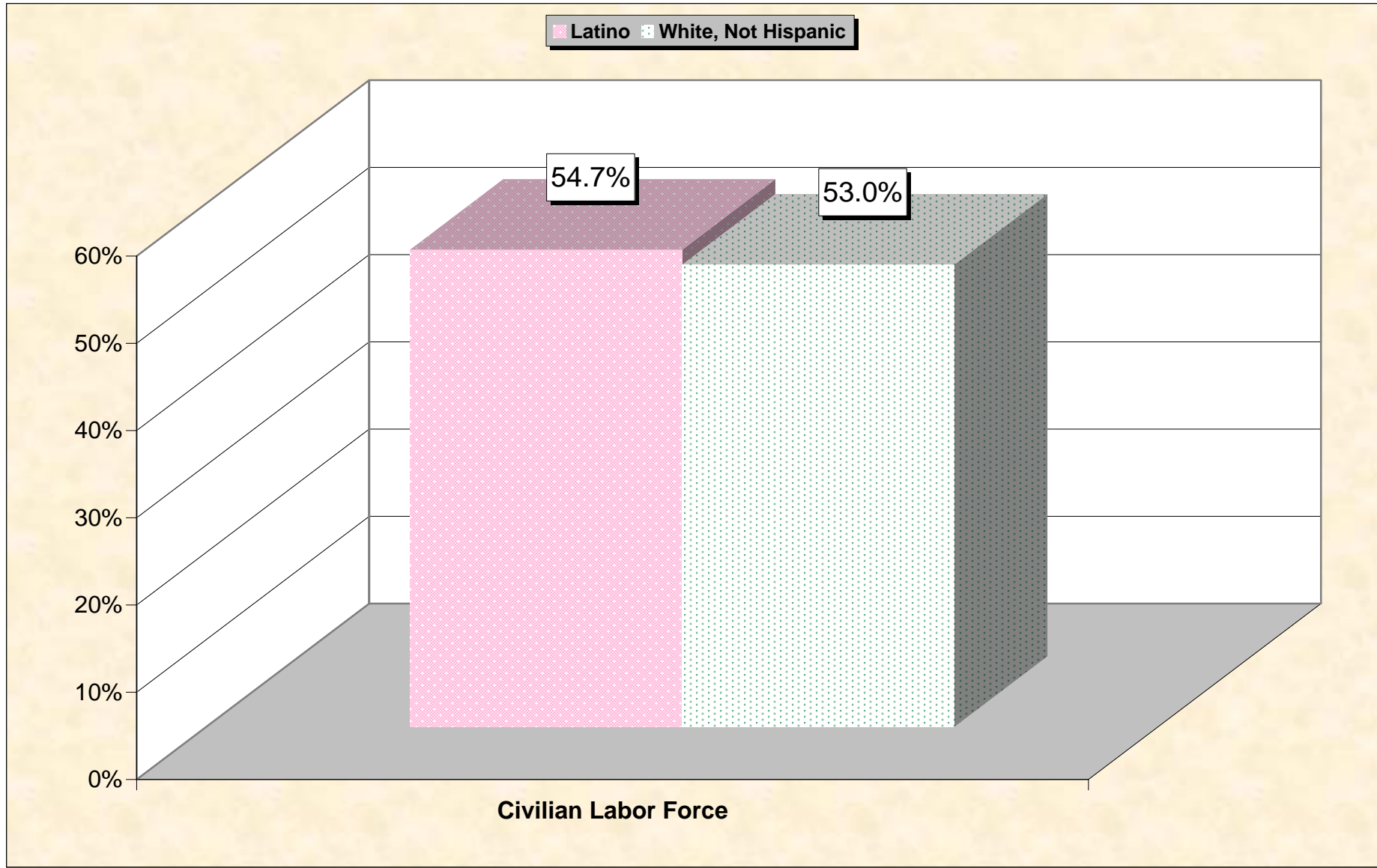
Chart 4 -- Unemployment Rate (Civilian Labor Force) Jack County, Texas



Note: Unemployment rate is defined as a percentage of the civilian labor force.

Source: Data Set: Census 2000 Summary File 3 (SF 3) - Sample Data -- P150H. SEX BY EMPLOYMENT STATUS FOR THE POPULATION 16 YEARS AND OVER (HISPANIC OR LATINO) [15] - Universe: Hispanic or Latino population 16 years and over; P150I. SEX BY EMPLOYMENT STATUS FOR THE POPULATION 16 YEARS AND OVER (WHITE ALONE, NOT HISPANIC OR LATINO) [15] - Universe: White alone, not Hispanic or Latino population 16 years and over

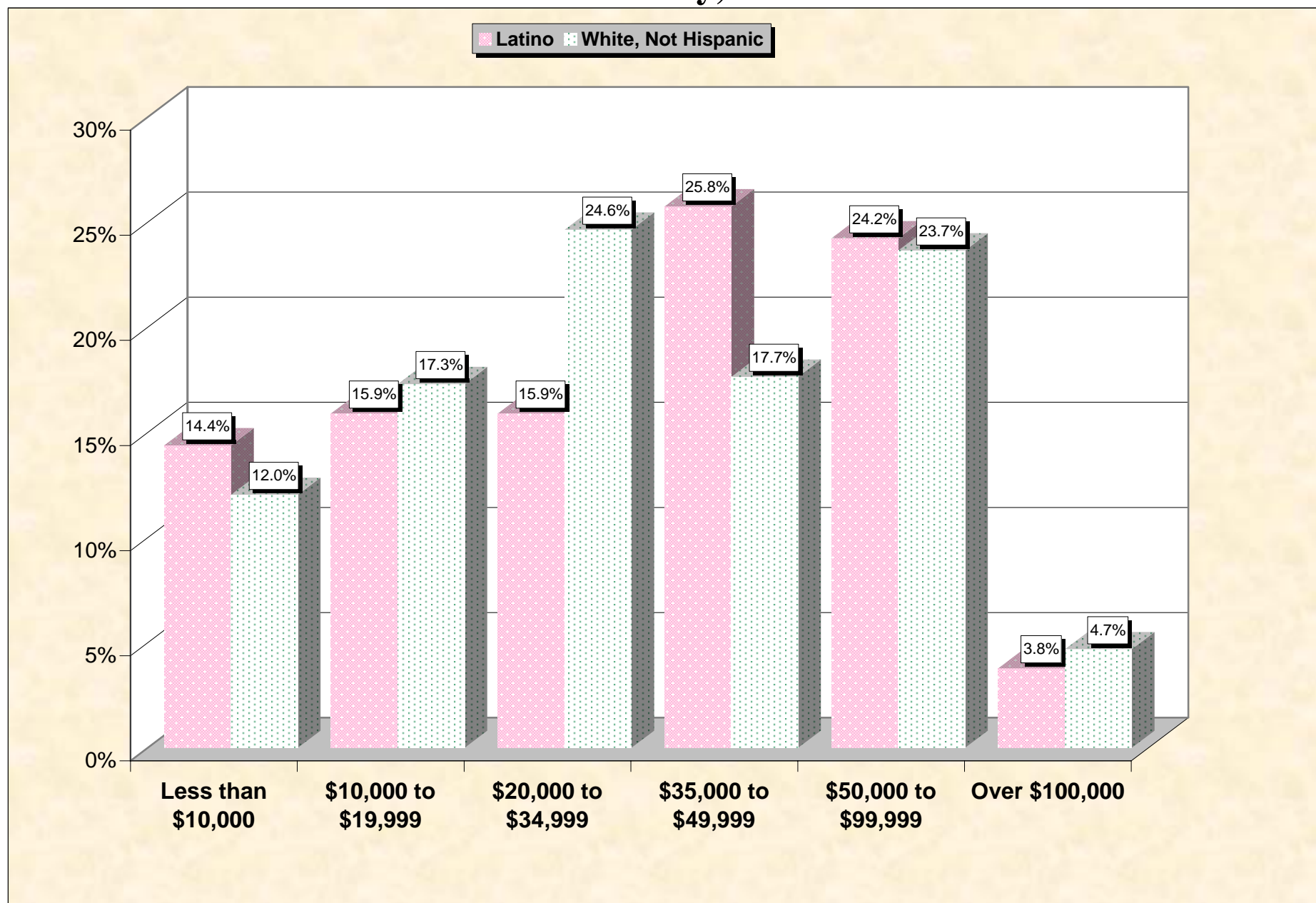
Chart 5 -- Labor Force Participation (Civilian Labor Force) Jack County, Texas



Note: Labor force participation rate is defined as a percentage of the civilian population over 16.

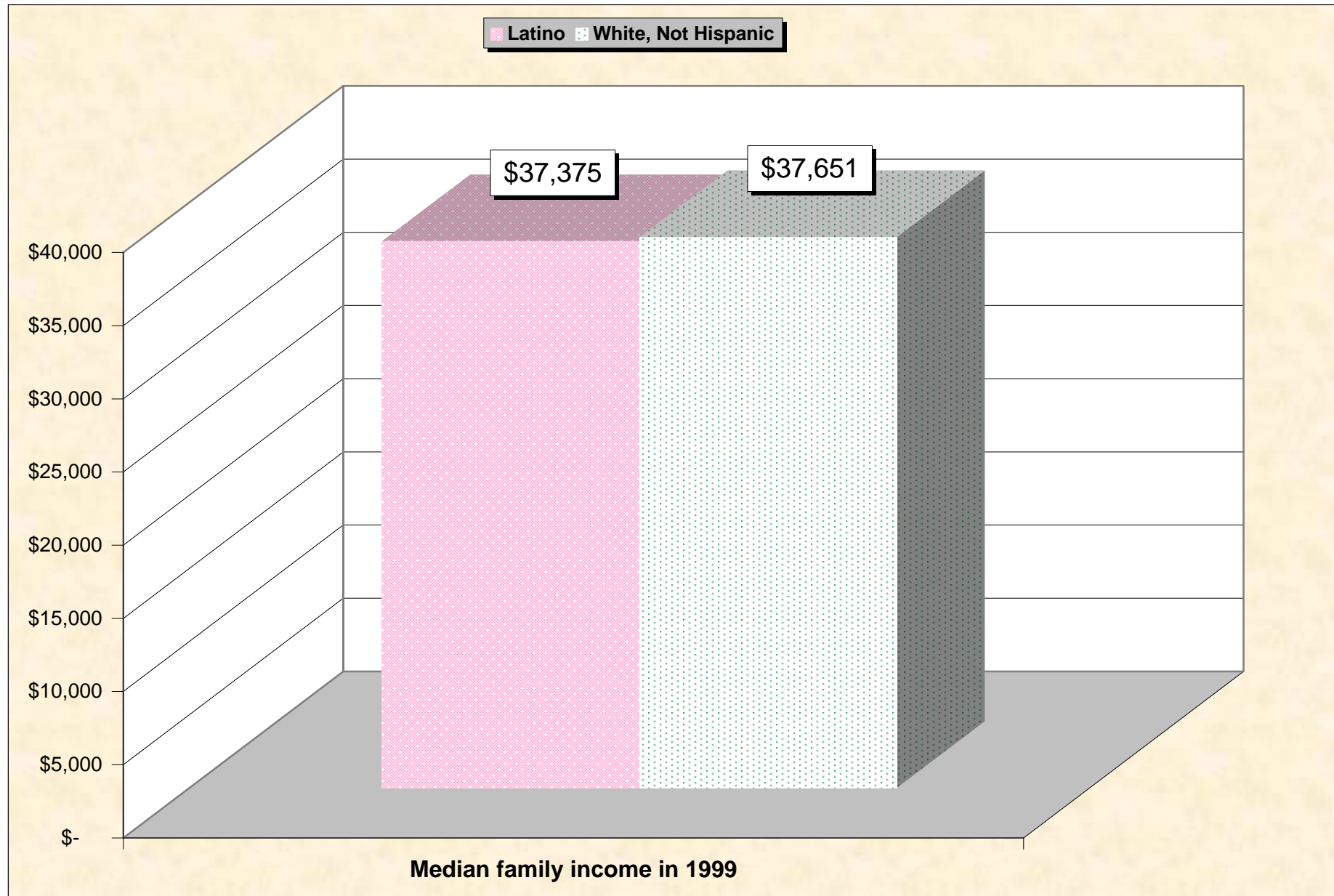
Source: Data Set: Census 2000 Summary File 3 (SF 3) - Sample Data -- P150H. SEX BY EMPLOYMENT STATUS FOR THE POPULATION 16 YEARS AND OVER (HISPANIC OR LATINO) [15] - Universe: Hispanic or Latino population 16 years and over; P150I. SEX BY EMPLOYMENT STATUS FOR THE POPULATION 16 YEARS AND OVER (WHITE ALONE, NOT HISPANIC OR LATINO) [15] - Universe: White alone, not Hispanic or Latino population 16 years and over

Chart 6 -- Household Income in 1999
Jack County, Texas



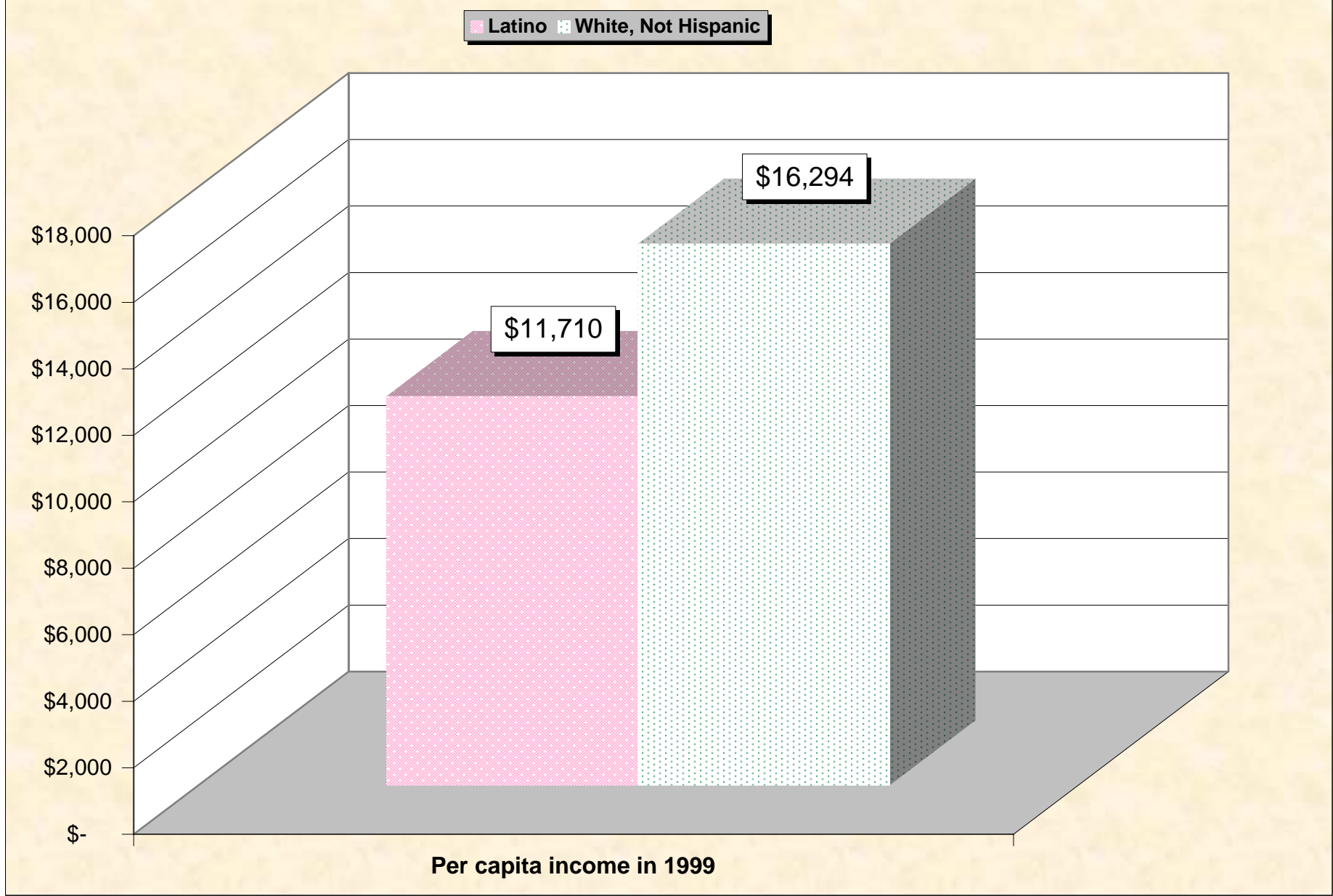
Source: Data Set: Census 2000 Summary File 3 (SF 3) - Sample Data -- P151H. HOUSEHOLD INCOME IN 1999 (HISPANIC OR LATINO HOUSEHOLDER) [17] - Universe: Households with a householder who is Hispanic or Latino; P151I. HOUSEHOLD INCOME IN 1999 (WHITE ALONE, NOT HISPANIC OR LATINO HOUSEHOLDER) [17] - Universe: Households with a householder who is White alone, not Hispanic or Latino

Chart 7 -- Median Family Income In 1999
Jack County, Texas



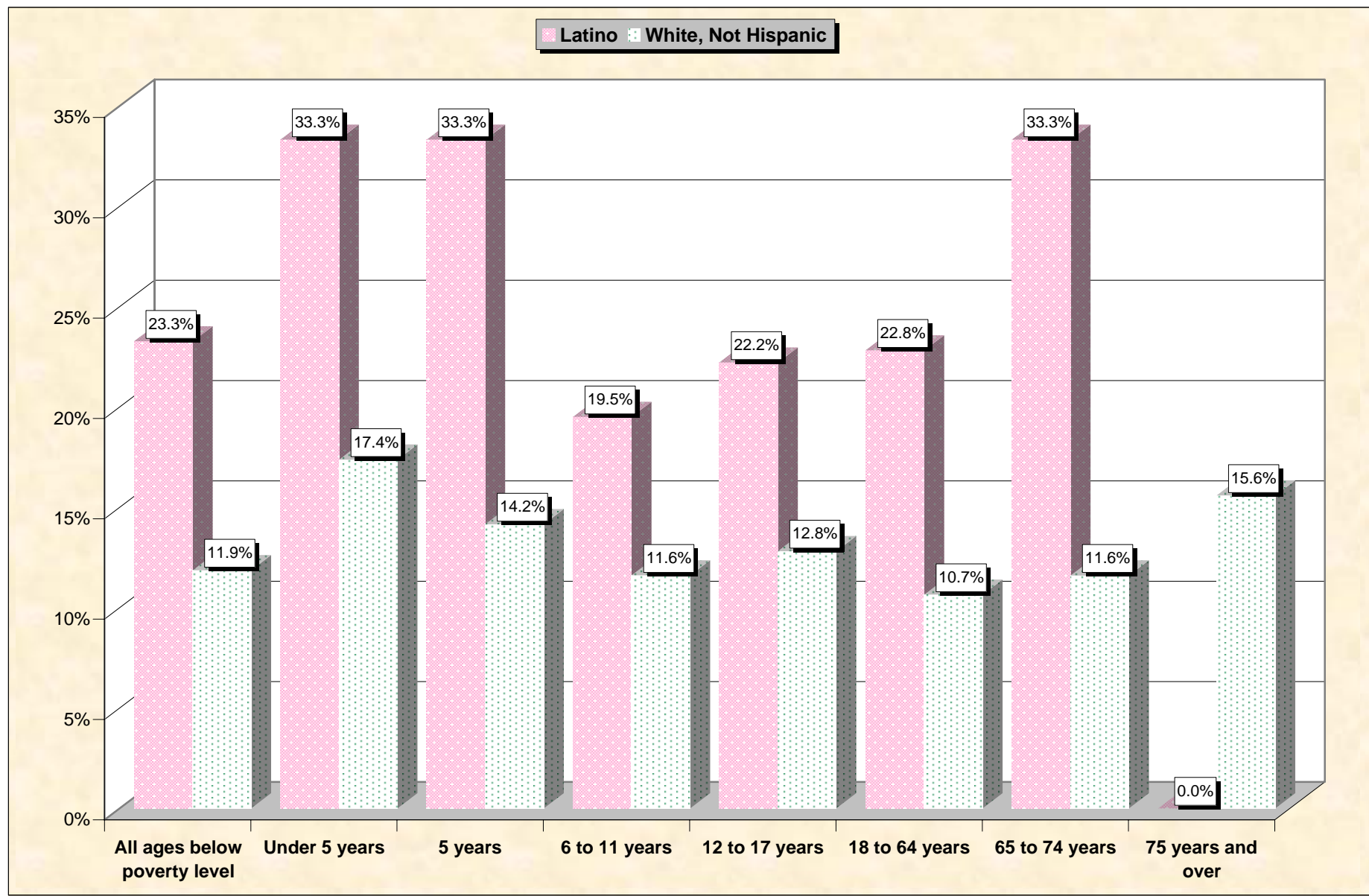
Source: Data Set: Census 2000 Summary File 3 (SF 3) - Sample Data -- P155H. MEDIAN FAMILY INCOME IN 1999 (DOLLARS) (HISPANIC OR LATINO HOUSEHOLDER) [1] - Universe: Families with a householder who is Hispanic or Latino ; P155I. MEDIAN FAMILY INCOME IN 1999 (DOLLARS) (WHITE ALONE, NOT HISPANIC OR LATINO HOUSEHOLDER) [1] - Universe: Families with a householder who is White alone, not Hispanic or Latino

Chart 8 -- Per Capita Income In 1999
Jack County, Texas



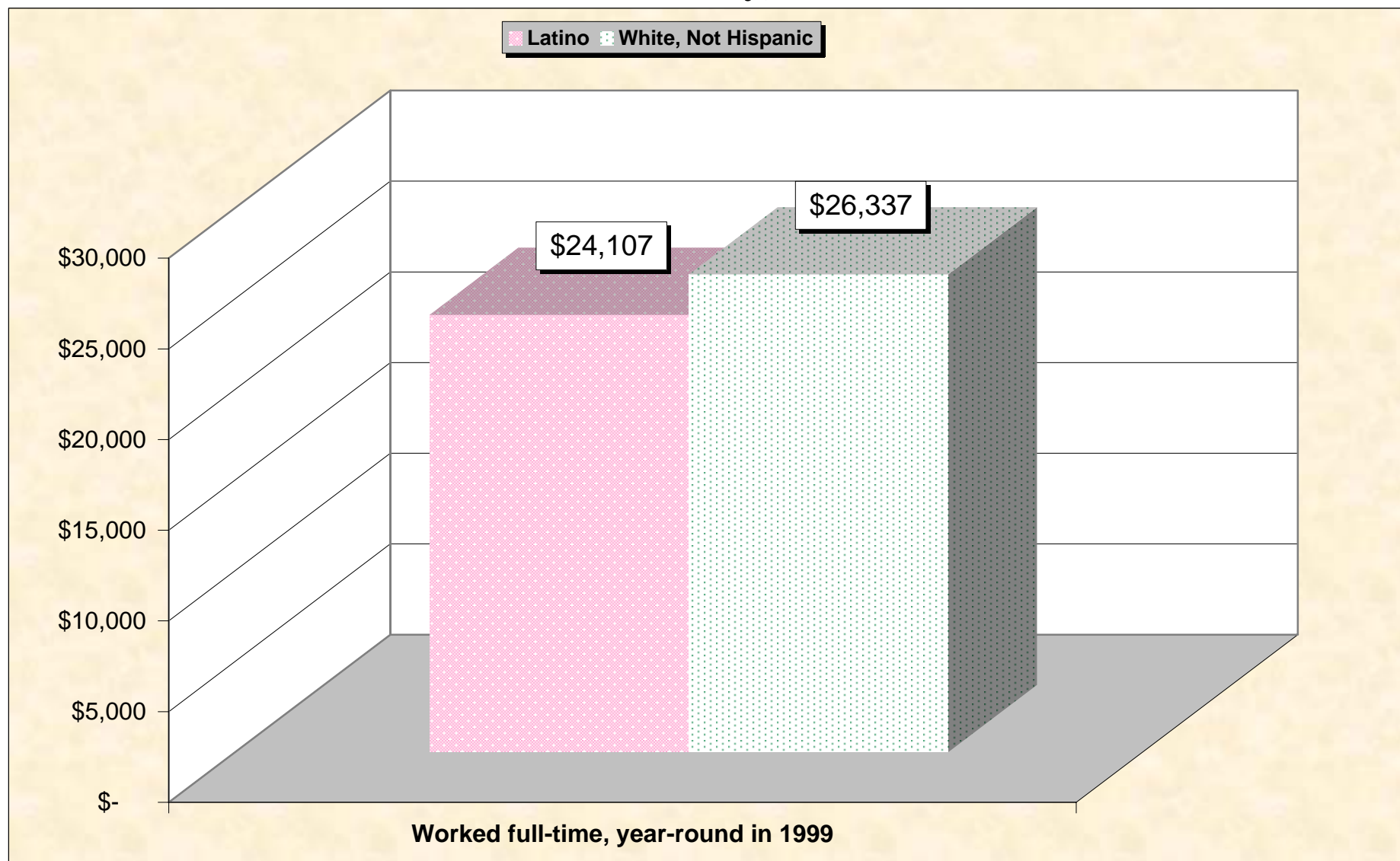
Source: Data Set: Census 2000 Summary File 3 (SF 3) - Sample Data -- P157H. PER CAPITA INCOME IN 1999 (DOLLARS) (HISPANIC OR LATINO) [1] - Universe: Hispanic or Latino population; P157I. PER CAPITA INCOME IN 1999 (DOLLARS) (WHITE ALONE, NOT HISPANIC OR LATINO) [1] - Universe: White alone, not Hispanic or Latino population

Chart 9 -- Income in 1999 Below Poverty Level by Age **Jack County, Texas**



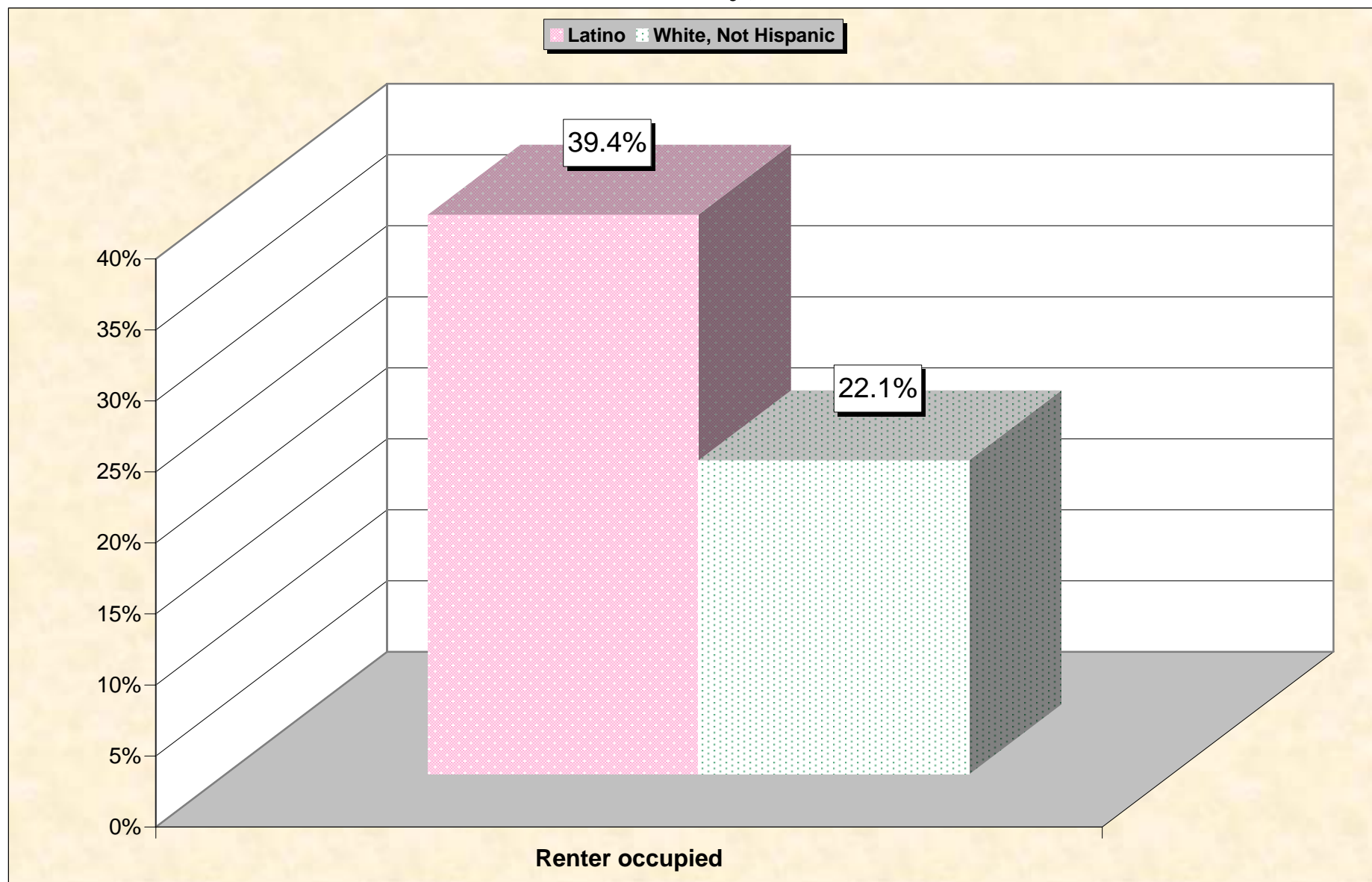
Source: Data Set: Census 2000 Summary File 3 (SF 3) - Sample Data -- P159H. POVERTY STATUS IN 1999 BY AGE (HISPANIC OR LATINO) [17] - Universe: Hispanic or Latino population for whom poverty status is determined;P159I. POVERTY STATUS IN 1999 BY AGE (WHITE ALONE, NOT HISPANIC OR LATINO) [17] - Universe: White alone, not Hispanic or Latino population for whom poverty status is determined.

Chart 10 -- Median Earnings in 1999
Jack County, Texas



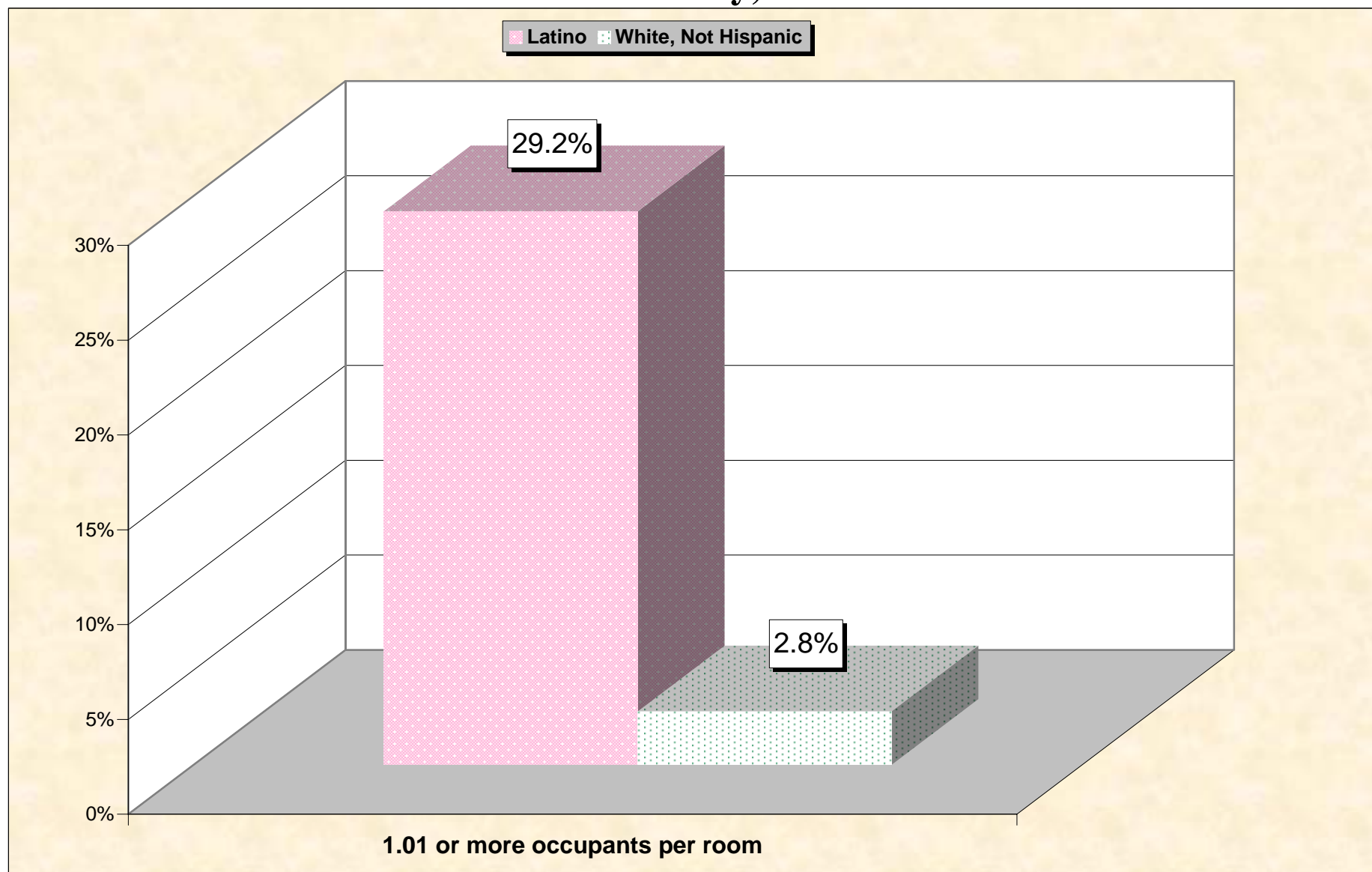
Source: Data Set: Census 2000 Summary File 3 (SF 3) - Sample Data -- PCT74H. MEDIAN EARNINGS IN 1999 (DOLLARS) BY WORK EXPERIENCE IN 1999 BY SEX FOR THE POPULATION 16 YEARS AND OVER WITH EARNINGS (HISPANIC OR LATINO) [6] - Universe: Hispanic or Latino population 16 years and over with earnings in 1999; PCT74I. MEDIAN EARNINGS IN 1999 (DOLLARS) BY WORK EXPERIENCE IN 1999 BY SEX FOR THE POPULATION 16 YEARS AND OVER WITH EARNINGS (WHITE ALONE, NOT HISPANIC OR LATINO) [6] - Universe: White alone, not Hispanic or Latino population 16 years and over with earnings in 1999

Chart 11 -- Renter-Occupied Housing Jack County, Texas



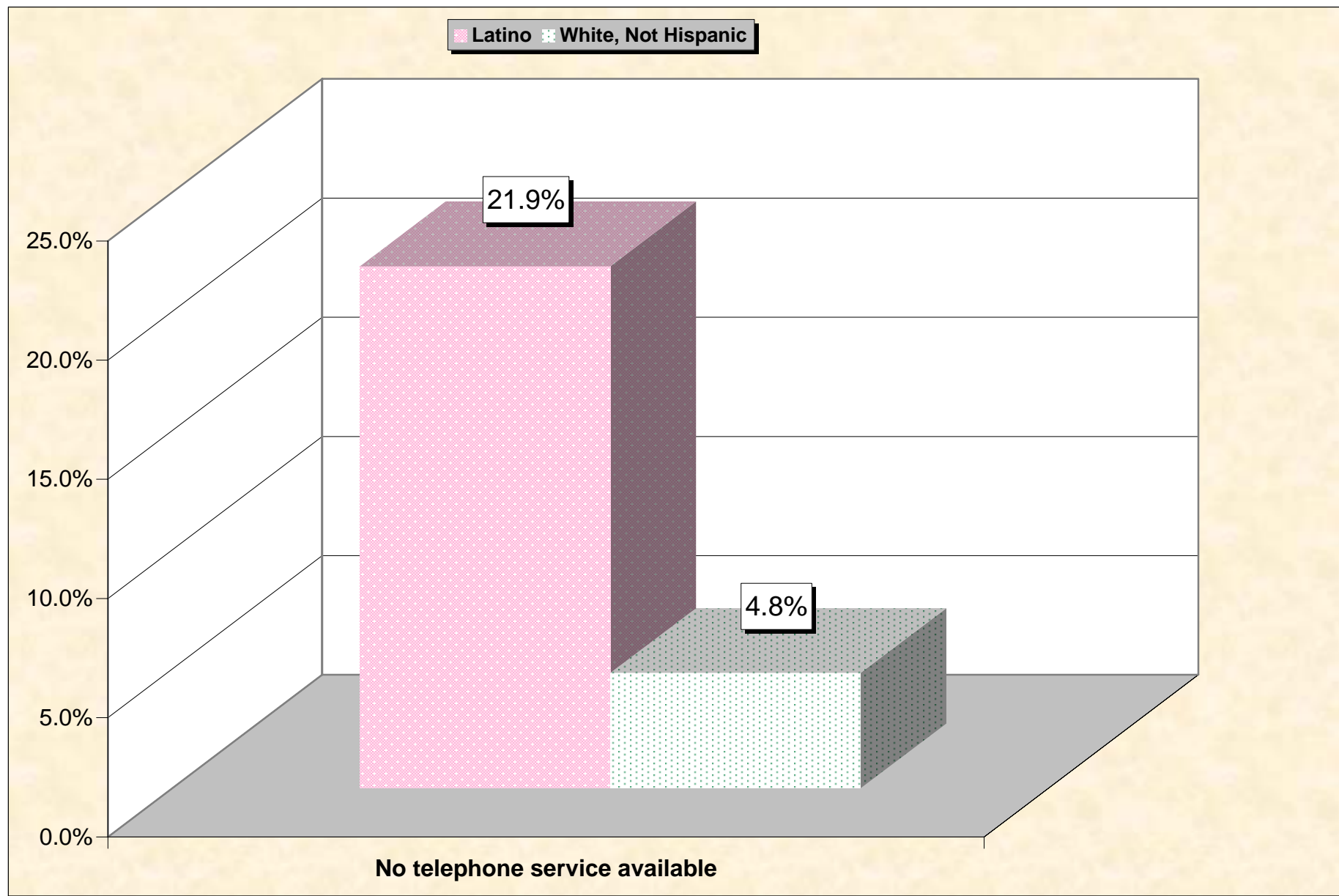
Source: Data Set: Census 2000 Summary File 3 (SF 3) - Sample Data -- H12. TENURE (HISPANIC OR LATINO HOUSEHOLDER) [3] - Universe: Occupied housing units with a householder who is Hispanic or Latino; H13. TENURE (WHITE ALONE, NOT HISPANIC OR LATINO HOUSEHOLDER) [3] - Universe: Occupied housing units with a householder who is White alone, not Hispanic or Latino.

Chart 12 -- Occupants Per Room (Crowding) by Household Jack County, Texas



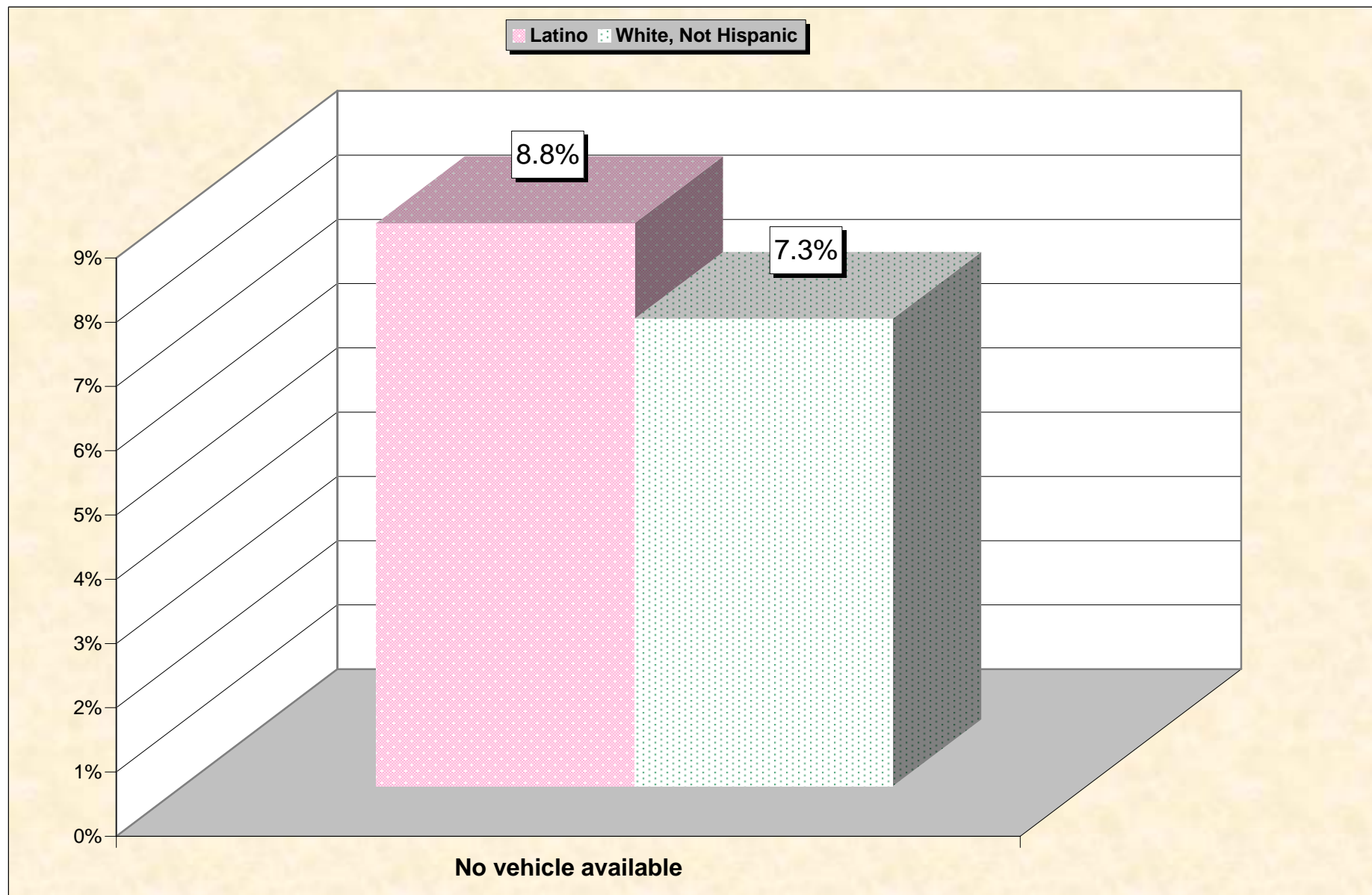
Source: Data Set: Census 2000 Summary File 3 (SF 3) - Sample Data -- HCT29H. OCCUPANTS PER ROOM (HISPANIC OR LATINO HOUSEHOLDER) [3] - Universe: Occupied housing units with a householder who is Hispanic or Latino; HCT29I. OCCUPANTS PER ROOM (WHITE ALONE, NOT HISPANIC OR LATINO HOUSEHOLDER) [3] - Universe: Occupied housing units with a householder who is White alone, not Hispanic or Latino

Chart 13 -- Lack of Telephone Service by Household
Jack County, Texas



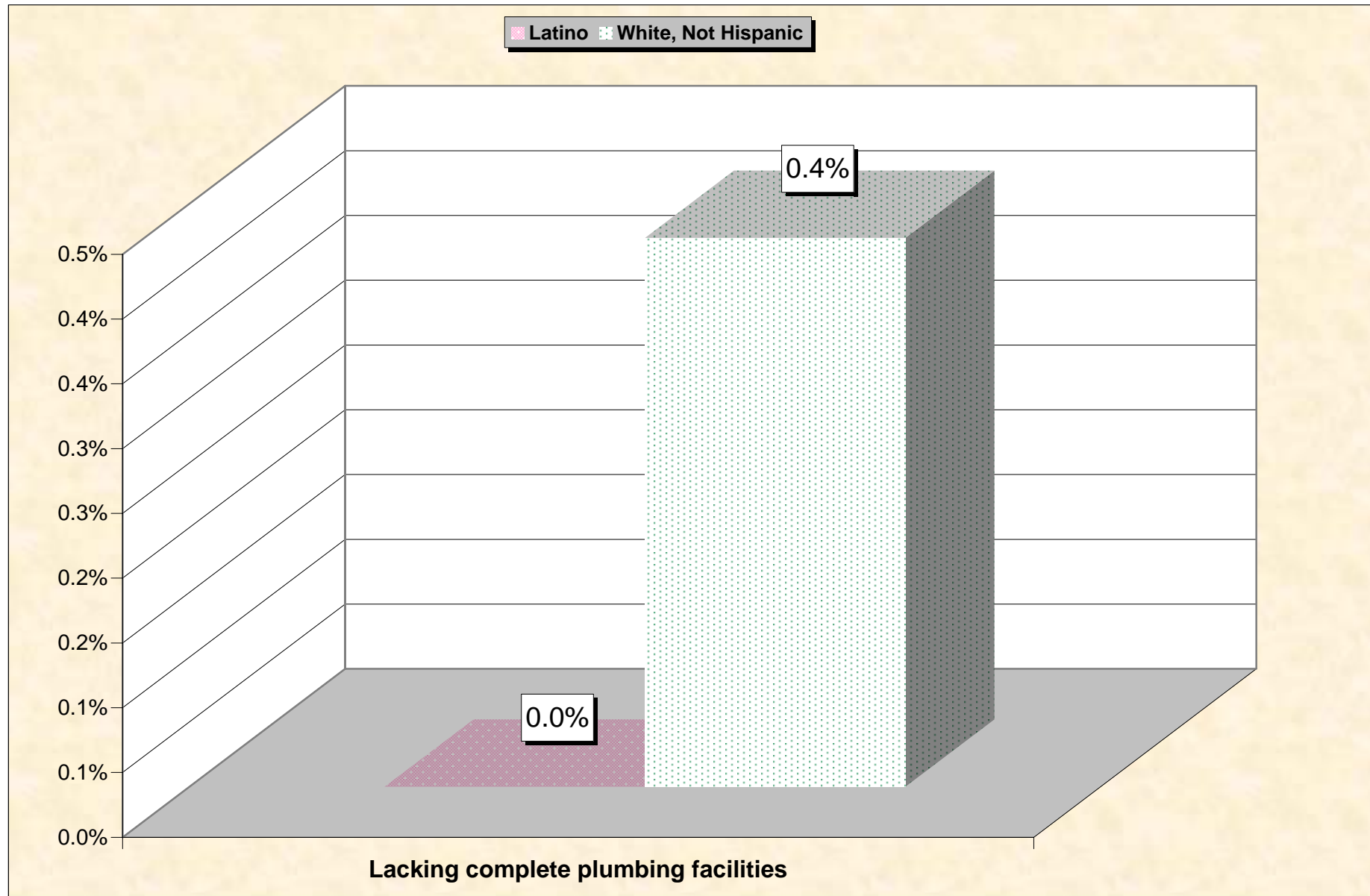
Source: Data Set: Census 2000 Summary File 3 (SF 3) - Sample Data -- HCT32H. TELEPHONE SERVICE AVAILABLE (HISPANIC OR LATINO HOUSEHOLDER) [3] - Universe: Occupied housing units with a householder who is Hispanic or Latino; HCT32I. TELEPHONE SERVICE AVAILABLE (WHITE ALONE, NOT HISPANIC OR LATINO HOUSEHOLDER) [3] - Universe: Occupied housing units with a householder who is White alone, not Hispanic or Latino

**Chart 14 -- Lack of Vehicle By Household
Jack County, Texas**



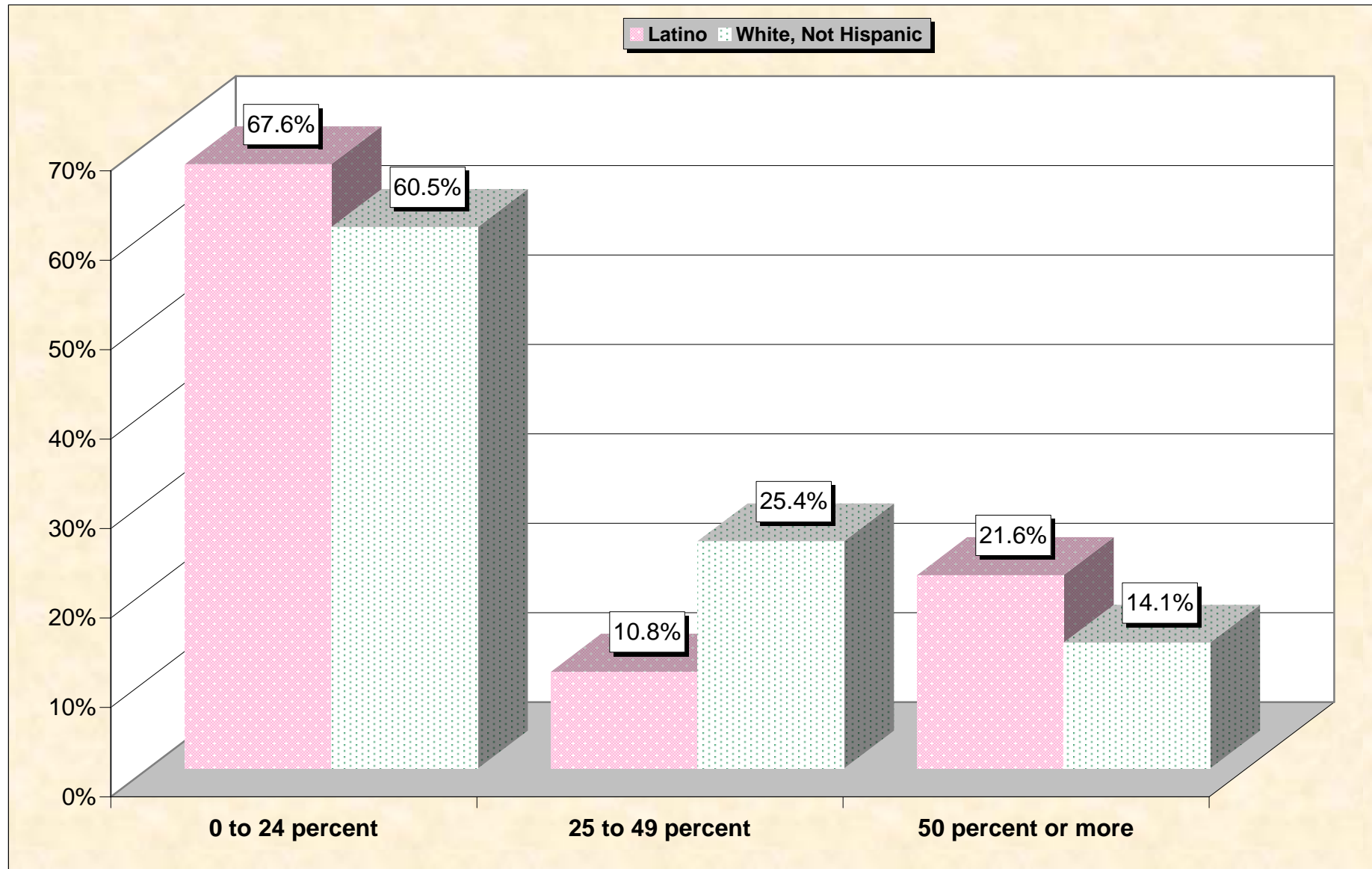
Source: Data Set: Census 2000 Summary File 3 (SF 3) - Sample Data -- HCT33H. VEHICLES AVAILABLE (HISPANIC OR LATINO HOUSEHOLDER) [3] - Universe: Occupied housing units with a householder who is Hispanic or Latino;; HCT33I. VEHICLES AVAILABLE (WHITE ALONE, NOT HISPANIC OR LATINO HOUSEHOLDER) [3] - Universe: Occupied housing units with a householder who is White alone, not Hispanic or Latino

Chart 15 -- Lack of Plumbing By Household Jack County, Texas



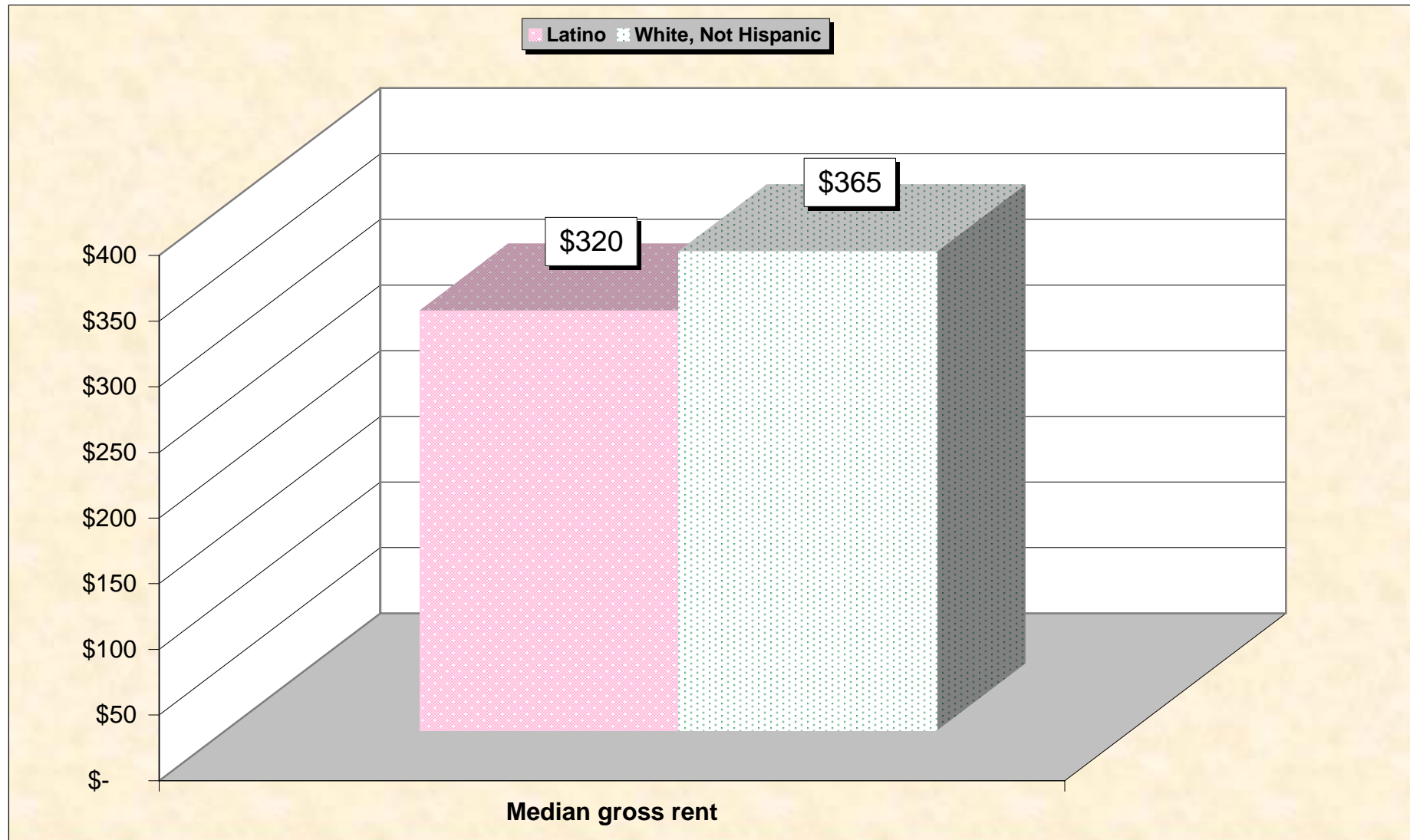
Source: Data Set: Census 2000 Summary File 3 (SF 3) - Sample Data -- HCT34H. PLUMBING FACILITIES (HISPANIC OR LATINO HOUSEHOLDER) [3] - Universe: Occupied housing units with a householder who is Hispanic or Latino; HCT34I. PLUMBING FACILITIES (WHITE ALONE, NOT HISPANIC OR LATINO HOUSEHOLDER) [3] - Universe: Occupied housing units with a householder who is White alone, not Hispanic or Latino.

Chart 16 -- Gross Rent as a Percentage of Household Income in 1999
Jack County, Texas



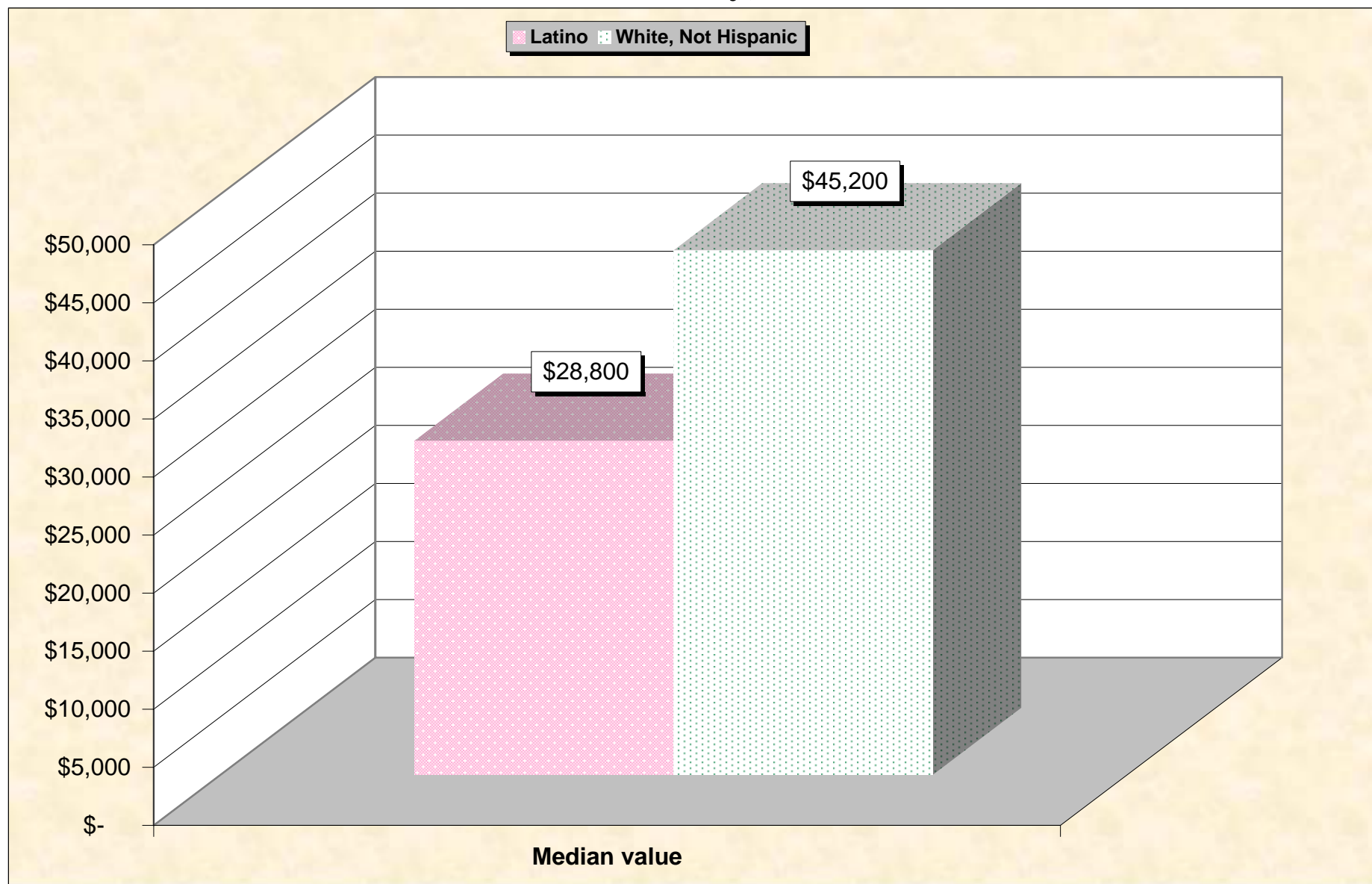
Source: Data Set: Census 2000 Summary File 3 (SF 3) - Sample Data -- HCT39H. GROSS RENT AS A PERCENTAGE OF HOUSEHOLD INCOME IN 1999 (HISPANIC OR LATINO HOUSEHOLDER) [11] - Universe: Specified renter-occupied housing units with a householder who is Hispanic or Latino; HCT39I. GROSS RENT AS A PERCENTAGE OF HOUSEHOLD INCOME IN 1999 (WHITE ALONE, NOT HISPANIC OR LATINO HOUSEHOLDER) [11] - Universe: Specified renter-occupied housing units with a householder who is White alone, not Hispanic or Latino.

**Chart 17 -- Median Gross Rent By Household
Jack County, Texas**



Source: Data Set: Census 2000 Summary File 3 (SF 3) - Sample Data -- HCT37H. MEDIAN GROSS RENT (DOLLARS) (HISPANIC OR LATINO HOUSEHOLDER) [1] - Universe: Specified renter-occupied housing units paying cash rent with a householder who is Hispanic or Latino; HCT37I. MEDIAN GROSS RENT (DOLLARS) (WHITE ALONE, NOT HISPANIC OR LATINO HOUSEHOLDER) [1] - Universe: Specified renter-occupied housing units paying cash rent with a householder who is White alone, not Hispanic or Latino

Chart 18 -- Median Home Value By Household Jack County, Texas



Source: Data Set: Census 2000 Summary File 3 (SF 3) - Sample Data -- HCT42H. MEDIAN VALUE (DOLLARS) (HISPANIC OR LATINO HOUSEHOLDER) [1] - Universe: Specified owner-occupied housing units with a householder who is Hispanic or Latino; HCT42I. MEDIAN VALUE (DOLLARS) (WHITE ALONE, NOT HISPANIC OR LATINO HOUSEHOLDER) [1] - Universe: Specified owner-occupied housing units with a householder who is White alone, not Hispanic or Latino

HOUSEHOLDS BY AGE OF HOUSEHOLDER BY HOUSEHOLD TYPE (INCLUDING LIVING ALONE) BY PRESENCE OF OWN CHILDREN UNDER 18 YEARS

Source data for Chart 1

	Latino	White, Not Hispanic
	Jack County, Texas	Jack County, Texas
Total:	132	2,832
Householder 15 to 64 years:	123	1,998
Family households:	99	1,628
Married-couple family:	84	1,353
With own children under 18 years	59	703
No own children under 18 years	25	650
Other family:	15	275
Male householder, no wife present:	4	66
With own children under 18 years	4	53
No own children under 18 years	0	13
Female householder, no husband present:	11	209
With own children under 18 years	7	141
No own children under 18 years	4	68
Nonfamily households:	24	370
Householder living alone	24	314
Householder not living alone	0	56
Householder 65 years and over:	9	834
Family households:	2	462
Married-couple family:	2	402
With own children under 18 years	0	7
No own children under 18 years	2	395
Other family:	0	60
Male householder, no wife present:	0	9
With own children under 18 years	0	0
No own children under 18 years	0	9
Female householder, no husband present:	0	51
With own children under 18 years	0	0
No own children under 18 years	0	51
Nonfamily households:	7	372
Householder living alone	7	372
Householder not living alone	0	0

Source: Data Set: Census 2000 Summary File 3 (SF 3) - Sample Data - P146H. HOUSEHOLDS BY AGE OF HOUSEHOLDER BY HOUSEHOLD TYPE (INCLUDING LIVING ALONE) BY PRESENCE OF OWN CHILDREN UNDER 18 YEARS (HISPANIC OR LATINO HOUSEHOLDER) [31] - Universe: Households with a householder who is Hispanic or Latino; P146I. HOUSEHOLDS BY AGE OF HOUSEHOLDER BY HOUSEHOLD TYPE (INCLUDING LIVING ALONE) BY PRESENCE OF OWN CHILDREN UNDER 18 YEARS (WHITE ALONE, NOT HISPANIC OR LATINO HOUSEHOLDER) [31] - Universe: Households with a householder who is White alone, not Hispanic or Latino.

SCHOOL ENROLLMENT BY LEVEL OF SCHOOL BY TYPE OF SCHOOL FOR THE POPULATION 3 YEARS AND OVER

Source data for Chart 2

	Latino	White, Not Hispanic
	Jack County, Texas	Jack County, Texas
Total:	644	7,169
Enrolled in nursery school, preschool:	13	63
Public school	11	38
Private school	2	25
Enrolled in kindergarten:	32	97
Public school	31	93
Private school	1	4
Enrolled in grade 1 to grade 8:	108	832
Public school	96	794
Private school	12	38
Enrolled in grade 9 to grade 12:	55	407
Public school	49	397
Private school	6	10
Enrolled in college:	64	181
Public school	47	152
Private school	17	29
Not enrolled in school	372	5,589

Source: Data Set: Census 2000 Summary File 3 (SF 3) - Sample Data - P146H. HOUSEHOLDS BY AGE OF HOUSEHOLDER BY HOUSEHOLD TYPE (INCLUDING LIVING ALONE) BY PRESENCE OF OWN CHILDREN UNDER 18 YEARS (HISPANIC OR LATINO HOUSEHOLDER) [31] - Universe: Households with a householder who is Hispanic or Latino; P146I. HOUSEHOLDS BY AGE OF HOUSEHOLDER BY HOUSEHOLD TYPE (INCLUDING LIVING ALONE) BY PRESENCE OF OWN CHILDREN UNDER 18 YEARS (WHITE ALONE, NOT HISPANIC OR LATINO HOUSEHOLDER) [31] - Universe: Households with a householder who is White alone, not Hispanic or Latino.

SEX BY EDUCATIONAL ATTAINMENT FOR THE POPULATION 25 YEARS AND OVER

Source data for Chart 3

	Latino	White, Not Hispanic
	Jack County, Texas	Jack County, Texas
Total:	312	5,084
Male:	202	2,561
Less than 9th grade	91	121
9th to 12th grade, no diploma	30	483
High school graduate (includes equivalency)	63	939
Some college, no degree	12	588
Associate degree	6	88
Bachelor's degree	0	242
Graduate or professional degree	0	100
Female:	110	2,523
Less than 9th grade	43	165
9th to 12th grade, no diploma	13	376
High school graduate (includes equivalency)	11	969
Some college, no degree	20	566
Associate degree	12	102
Bachelor's degree	11	256
Graduate or professional degree	0	89

Source: Data Set: Census 2000 Summary File 3 (SF 3) - Sample Data -- P148H. SEX BY EDUCATIONAL ATTAINMENT FOR THE POPULATION 25 YEARS AND OVER (HISPANIC OR LATINO) [17] - Universe: Hispanic or Latino population 25 years and over; P148I. SEX BY EDUCATIONAL ATTAINMENT FOR THE POPULATION 25 YEARS AND OVER (WHITE ALONE, NOT HISPANIC OR LATINO) [17] - Universe: White alone, not Hispanic or Latino population 25 years and over.

SEX BY EMPLOYMENT STATUS FOR THE POPULATION 16 YEARS AND OVER

Source data for Charts 4 and 5

	Latino	White, Not Hispanic
	Jack County, Texas	Jack County, Texas
Total:	479	5,899
Male:	306	3,090
In labor force:	158	1,787
In Armed Forces	0	0
Civilian:	158	1,787
Employed	151	1,730
Unemployed	7	57
Not in labor force	148	1,303
Female:	173	2,809
In labor force:	104	1,339
In Armed Forces	0	0
Civilian:	104	1,339
Employed	88	1,285
Unemployed	16	54
Not in labor force	69	1,470

Source: Data Set: Census 2000 Summary File 3 (SF 3) - Sample Data -- P150H. SEX BY EMPLOYMENT STATUS FOR THE POPULATION 16 YEARS AND OVER (HISPANIC OR LATINO)
 [15] - Universe: Hispanic or Latino population 16 years and over; P150I. SEX BY EMPLOYMENT STATUS FOR THE POPULATION 16 YEARS AND OVER (WHITE ALONE, NOT HISPANIC
 OR LATINO) [15] - Universe: White alone, not Hispanic or Latino population 16 years and over

HOUSEHOLD INCOME IN 1999

Source data for Chart 6

	Latino	White, Not Hispanic
	Jack County, Texas	Jack County, Texas
Total:	132	2832
Less than \$10,000	19	341
\$10,000 to \$14,999	9	236
\$15,000 to \$19,999	12	254
\$20,000 to \$24,999	0	226
\$25,000 to \$29,999	8	227
\$30,000 to \$34,999	13	245
\$35,000 to \$39,999	20	208
\$40,000 to \$44,999	7	182
\$45,000 to \$49,999	7	110
\$50,000 to \$59,999	9	299
\$60,000 to \$74,999	16	230
\$75,000 to \$99,999	7	141
\$100,000 to \$124,999	0	63
\$125,000 to \$149,999	0	23
\$150,000 to \$199,999	0	15
\$200,000 or more	5	32

Source: Data Set: Census 2000 Summary File 3 (SF 3) - Sample Data -- P151H. HOUSEHOLD INCOME IN 1999 (HISPANIC OR LATINO HOUSEHOLDER) [17] - Universe: Households with a householder who is Hispanic or Latino; P151I. HOUSEHOLD INCOME IN 1999 (WHITE ALONE, NOT HISPANIC OR LATINO HOUSEHOLDER) [17] - Universe: Households with a householder who is White alone, not Hispanic or Latino

MEDIAN FAMILY INCOME IN 1999

Source data for Chart 7

	Latino	White, Not Hispanic
	Jack County, Texas	Jack County, Texas
Median family income in 1999	\$ 37,375	\$ 37,651

Source: Data Set: Census 2000 Summary File 3 (SF 3) - Sample Data -- P155H. MEDIAN FAMILY INCOME IN 1999 (DOLLARS) (HISPANIC OR LATINO HOUSEHOLDER) [1] - Universe: Families with a householder who is Hispanic or Latino ; P155I. MEDIAN FAMILY INCOME IN 1999 (DOLLARS) (WHITE ALONE, NOT HISPANIC OR LATINO HOUSEHOLDER) [1] - Universe: Families with a householder who is White alone, not Hispanic or Latino

PER CAPITA INCOME IN 1999

Source data for Chart 8

	Latino	White, Not Hispanic
	Jack County, Texas	Jack County, Texas
Per capita income in 1999	\$ 11,710	\$ 16,294

Source: Data Set: Census 2000 Summary File 3 (SF 3) - Sample Data -- P157H. PER CAPITA INCOME IN 1999 (DOLLARS) (HISPANIC OR LATINO) [1] - Universe: Hispanic or Latino population; P157I. PER CAPITA INCOME IN 1999 (DOLLARS) (WHITE ALONE, NOT HISPANIC OR LATINO) [1] - Universe: White alone, not Hispanic or Latino population

POVERTY STATUS IN 1999 BY AGE

Source data for Chart 9

	Latino	White, Not Hispanic
	Jack County, Texas	Jack County, Texas
Total:	567	6,843
Income in 1999 below poverty level:	132	812
Under 5 years	19	73
5 years	8	16
6 to 11 years	16	64
12 to 17 years	16	80
18 to 64 years	71	418
65 to 74 years	2	81
75 years and over	0	80
Income in 1999 at or above poverty level:	435	6,031
Under 5 years	38	347
5 years	16	97
6 to 11 years	66	487
12 to 17 years	56	544
18 to 64 years	240	3,506
65 to 74 years	4	617
75 years and over	15	433

Source: Data Set: Census 2000 Summary File 3 (SF 3) - Sample Data -- P159H. POVERTY STATUS IN 1999 BY AGE (HISPANIC OR LATINO) [17] - Universe: Hispanic or Latino population for whom poverty status is determined;P159I. POVERTY STATUS IN 1999 BY AGE (WHITE ALONE, NOT HISPANIC OR LATINO) [17] - Universe: White alone, not Hispanic or Latino population for whom poverty status is determined.

MEDIAN EARNINGS IN 1999

Source data for Chart 10

	Latino	White, Not Hispanic
	Jack County, Texas	Jack County, Texas
Median earnings in 1999 --		
Worked full-time, year-round in 1999 --		
Total	\$ 24,107	\$ 26,337
Male	\$ 25,078	\$ 29,888
Female	\$ 20,000	\$ 20,268
Other --		
Total	\$ 6,375	\$ 7,151
Male	\$ 10,500	\$ 7,775
Female	\$ 5,167	\$ 6,907

Source: Data Set: Census 2000 Summary File 3 (SF 3) - Sample Data -- PCT74H. MEDIAN EARNINGS IN 1999 (DOLLARS) BY WORK EXPERIENCE IN 1999 BY SEX FOR THE POPULATION 16 YEARS AND OVER WITH EARNINGS (HISPANIC OR LATINO) [6] - Universe: Hispanic or Latino population 16 years and over with earnings in 1999; PCT74I. MEDIAN EARNINGS IN 1999 (DOLLARS) BY WORK EXPERIENCE IN 1999 BY SEX FOR THE POPULATION 16 YEARS AND OVER WITH EARNINGS (WHITE ALONE, NOT HISPANIC OR LATINO) [6] - Universe: White alone, not Hispanic or Latino population 16 years and over with earnings in 1999

TENURE BY RACE OF HOUSEHOLDER

Source data for Chart 11

	Latino	White, Not Hispanic
	Jack County, Texas	Jack County, Texas
Total:	137	2,832
Owner occupied	83	2,206
Renter occupied	54	626

Source: Data Set: Census 2000 Summary File 3 (SF 3) - Sample Data -- H12. TENURE (HISPANIC OR LATINO HOUSEHOLDER) [3] - Universe: Occupied housing units with a householder who is Hispanic or Latino; H13. TENURE (WHITE ALONE, NOT HISPANIC OR LATINO HOUSEHOLDER) [3] - Universe: Occupied housing units with a householder who is White alone, not Hispanic or Latino.

OCCUPANTS PER ROOM

Source data for Chart 12

	Latino	White, Not Hispanic
	Jack County, Texas	Jack County, Texas
Total:	137	2,832
1.00 or less occupants per room	97	2,752
1.01 or more occupants per room	40	80

Source: Data Set: Census 2000 Summary File 3 (SF 3) - Sample Data -- HCT29H. OCCUPANTS PER ROOM (HISPANIC OR LATINO HOUSEHOLDER) [3] - Universe: Occupied housing units with a householder who is Hispanic or Latino; HCT29I. OCCUPANTS PER ROOM (WHITE ALONE, NOT HISPANIC OR LATINO HOUSEHOLDER) [3] - Universe: Occupied housing units with a householder who is White alone, not Hispanic or Latino

TELEPHONE SERVICE AVAILABLE

Source data for Chart 13

	Latino	White, Not Hispanic
	Jack County, Texas	Jack County, Texas
Total:	137	2,832
With telephone service available	107	2,695
No telephone service available	30	137

Source: Data Set: Census 2000 Summary File 3 (SF 3) - Sample Data -- HCT32H. TELEPHONE SERVICE AVAILABLE (HISPANIC OR LATINO HOUSEHOLDER) [3] - Universe: Occupied housing units with a householder who is Hispanic or Latino; HCT32I. TELEPHONE SERVICE AVAILABLE (WHITE ALONE, NOT HISPANIC OR LATINO HOUSEHOLDER) [3] - Universe: Occupied housing units with a householder who is White alone, not Hispanic or Latino

VEHICLES AVAILABLE

Source data for Chart 14

	Latino	White, Not Hispanic
	Jack County, Texas	Jack County, Texas
Total:	137	2,832
No vehicle available	12	206
1 or more vehicles available	125	2,626

Source: Data Set: Census 2000 Summary File 3 (SF 3) - Sample Data -- HCT33H. VEHICLES AVAILABLE (HISPANIC OR LATINO HOUSEHOLDER) [3] - Universe: Occupied housing units with a householder who is Hispanic or Latino;; HCT33I. VEHICLES AVAILABLE (WHITE ALONE, NOT HISPANIC OR LATINO HOUSEHOLDER) [3] - Universe: Occupied housing units with a householder who is White alone, not Hispanic or Latino

PLUMBING FACILITIES

Source data for Chart 15

	Latino	White, Not Hispanic
	Jack County, Texas	Jack County, Texas
Total:	137	2,832
Complete plumbing facilities	137	2,695
Lacking complete plumbing facilities	0	137

Source: Data Set: Census 2000 Summary File 3 (SF 3) - Sample Data -- HCT34H. PLUMBING FACILITIES (HISPANIC OR LATINO HOUSEHOLDER) [3] - Universe: Occupied housing units with a householder who is Hispanic or Latino; HCT34I. PLUMBING FACILITIES (WHITE ALONE, NOT HISPANIC OR LATINO HOUSEHOLDER) [3] - Universe: Occupied housing units with a householder who is White alone, not Hispanic or Latino.

GROSS RENT AS A PERCENTAGE OF HOUSEHOLD INCOME IN 1999

Source data for Chart 16

	Latino	White, Not Hispanic
	Jack County, Texas	Jack County, Texas
Total:	54	576
Less than 10 percent	17	69
10 to 14 percent	0	85
15 to 19 percent	8	80
20 to 24 percent	0	33
25 to 29 percent	4	45
30 to 34 percent	0	25
35 to 39 percent	0	24
40 to 49 percent	0	18
50 percent or more	8	62
Not computed	17	135

Source: Data Set: Census 2000 Summary File 3 (SF 3) - Sample Data -- HCT39H. GROSS RENT AS A PERCENTAGE OF HOUSEHOLD INCOME IN 1999 (HISPANIC OR LATINO HOUSEHOLDER) [11] - Universe: Specified renter-occupied housing units with a householder who is Hispanic or Latino; HCT39I. GROSS RENT AS A PERCENTAGE OF HOUSEHOLD INCOME IN 1999 (WHITE ALONE, NOT HISPANIC OR LATINO HOUSEHOLDER) [11] - Universe: Specified renter-occupied housing units with a householder who is White alone, not Hispanic or Latino.

MEDIAN GROSS RENT

Source data for Chart 17

	Latino	White, Not Hispanic
	Jack County, Texas	Jack County, Texas
Median gross rent	\$ 320	\$ 365

Source: Data Set: Census 2000 Summary File 3 (SF 3) - Sample Data -- HCT37H. MEDIAN GROSS RENT (DOLLARS) (HISPANIC OR LATINO HOUSEHOLDER) [1] - Universe: Specified renter-occupied housing units paying cash rent with a householder who is Hispanic or Latino; HCT37I. MEDIAN GROSS RENT (DOLLARS) (WHITE ALONE, NOT HISPANIC OR LATINO HOUSEHOLDER) [1] - Universe: Specified renter-occupied housing units paying cash rent with a householder who is White alone, not Hispanic or Latino

MEDIAN HOME VALUE

Source data for Chart 18

	Latino	White, Not Hispanic
	Jack County, Texas	Jack County, Texas
Median value	\$ 28,800	\$ 45,200

Source: Data Set: Census 2000 Summary File 3 (SF 3) - Sample Data -- HCT42H. MEDIAN VALUE (DOLLARS) (HISPANIC OR LATINO HOUSEHOLDER) [1] - Universe: Specified owner-occupied housing units with a householder who is Hispanic or Latino; HCT42I. MEDIAN VALUE (DOLLARS) (WHITE ALONE, NOT HISPANIC OR LATINO HOUSEHOLDER) [1] - Universe: Specified owner-occupied housing units with a householder who is White alone, not Hispanic or Latino