

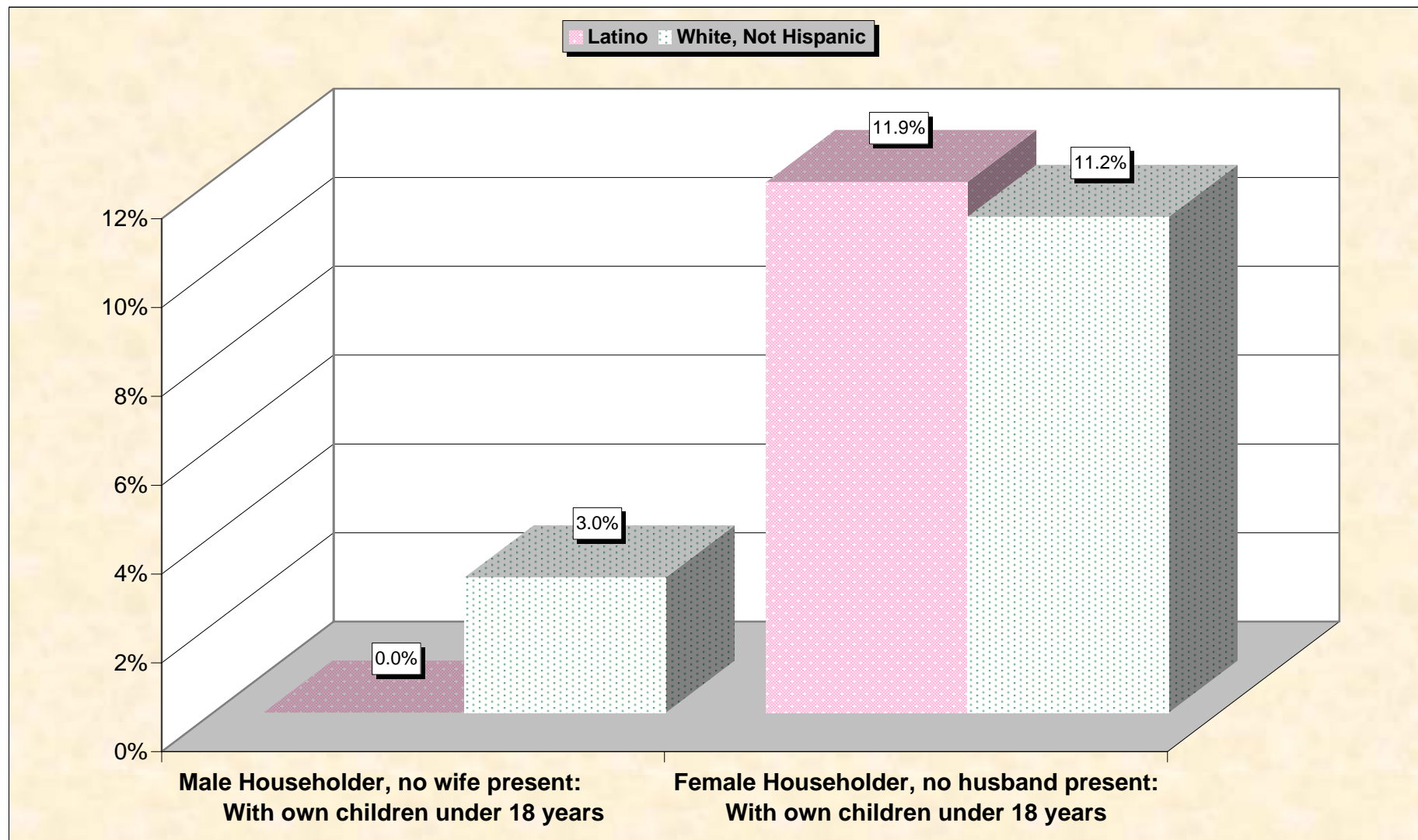
# **Selected Socio-Economic Data**

## **Hardeman County, Texas**

### **Latino and White, Not Hispanic**

**Data Set: Census 2000 Summary File 3 (SF 3) - Sample Data**

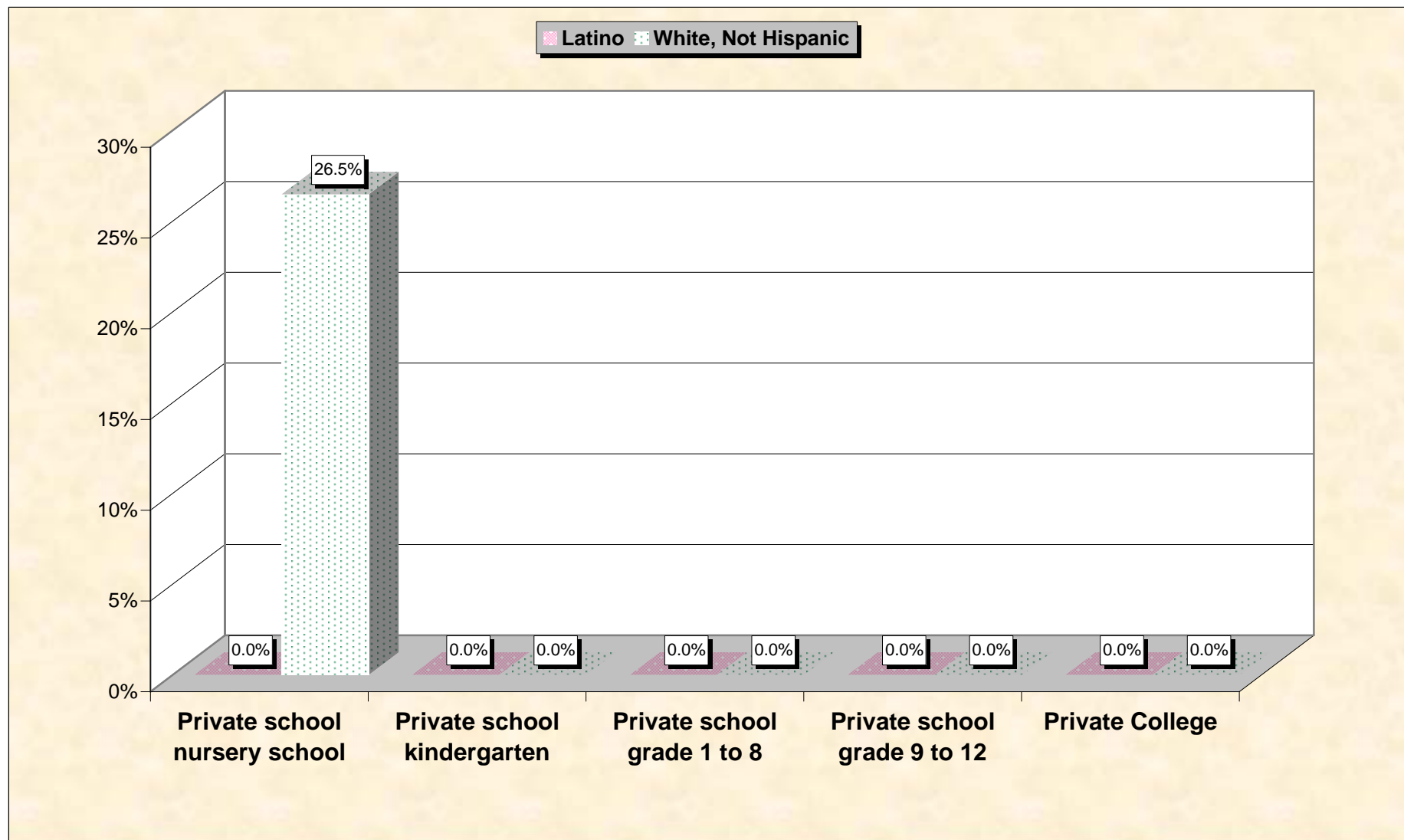
**Chart 1 -- Single-Parent Family Households (Householder 15 to 64 years)  
Hardeman County, Texas**



Source: Data Set: Census 2000 Summary File 3 (SF 3) - Sample Data - P146H. HOUSEHOLDS BY AGE OF HOUSEHOLDER BY HOUSEHOLD TYPE (INCLUDING LIVING ALONE) BY PRESENCE OF OWN CHILDREN UNDER 18 YEARS (HISPANIC OR LATINO HOUSEHOLDER) [31] - Universe: Households with a householder who is Hispanic or Latino; P146I. HOUSEHOLDS BY AGE OF HOUSEHOLDER BY HOUSEHOLD TYPE (INCLUDING LIVING ALONE) BY PRESENCE OF OWN CHILDREN UNDER 18 YEARS (WHITE ALONE, NOT HISPANIC OR LATINO HOUSEHOLDER) [31] - Universe: Households with a householder who is White alone, not Hispanic or Latino.

## Chart 2 -- Private School Enrollment (3 years and over)

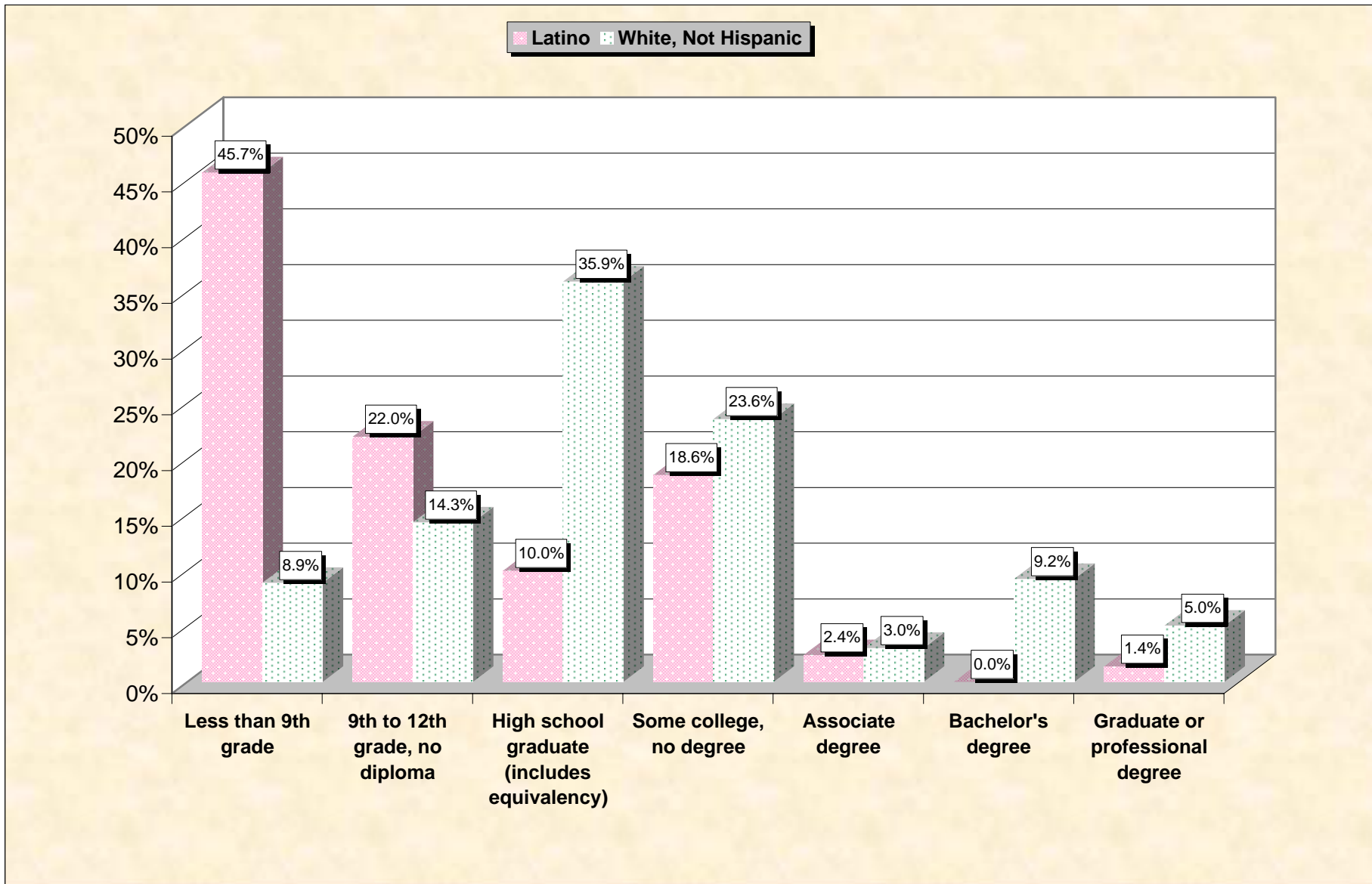
### Hardeman County, Texas



Source: Data Set: Census 2000 Summary File 3 (SF 3) - Sample Data -- P147H. SCHOOL ENROLLMENT BY LEVEL OF SCHOOL BY TYPE OF SCHOOL FOR THE POPULATION 3 YEARS AND OVER (HISPANIC OR LATINO) [17] - Universe: Hispanic or Latino population 3 years and over; P147I. SCHOOL ENROLLMENT BY LEVEL OF SCHOOL BY TYPE OF SCHOOL FOR THE POPULATION 3 YEARS AND OVER (WHITE ALONE, NOT HISPANIC OR LATINO) [17] - Universe: White alone, not Hispanic or Latino population 3 years and over.

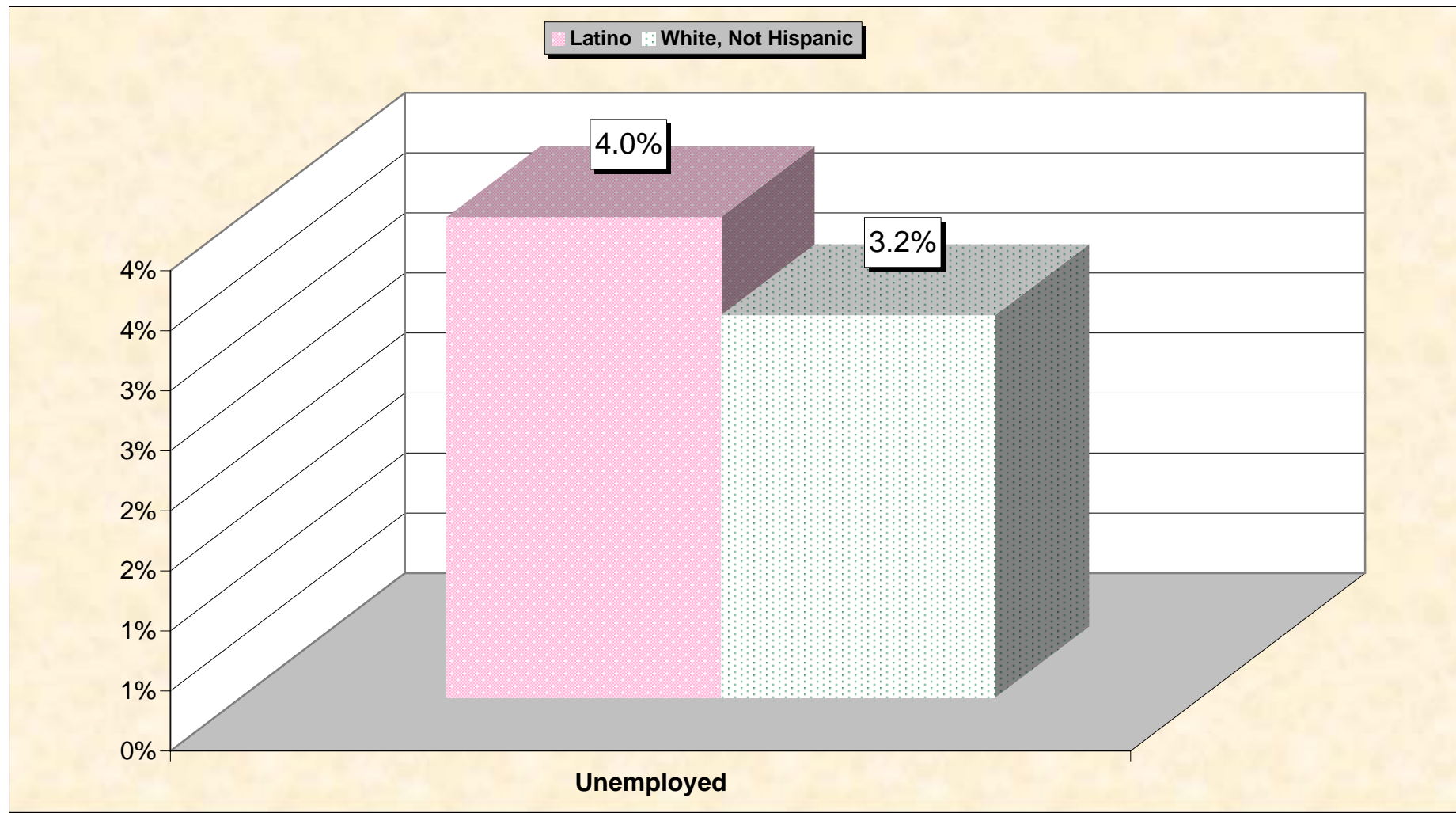
# Chart 3 -- Educational Attainment (25 years and over)

## Hardeman County, Texas



Source: Data Set: Census 2000 Summary File 3 (SF 3) - Sample Data -- P148H. SEX BY EDUCATIONAL ATTAINMENT FOR THE POPULATION 25 YEARS AND OVER (HISPANIC OR LATINO ) [17] - Universe: Hispanic or Latino population 25 years and over; P148I. SEX BY EDUCATIONAL ATTAINMENT FOR THE POPULATION 25 YEARS AND OVER (WHITE ALONE, NOT HISPANIC OR LATINO) [17] - Universe: White alone, not Hispanic or Latino population 25 years and over.

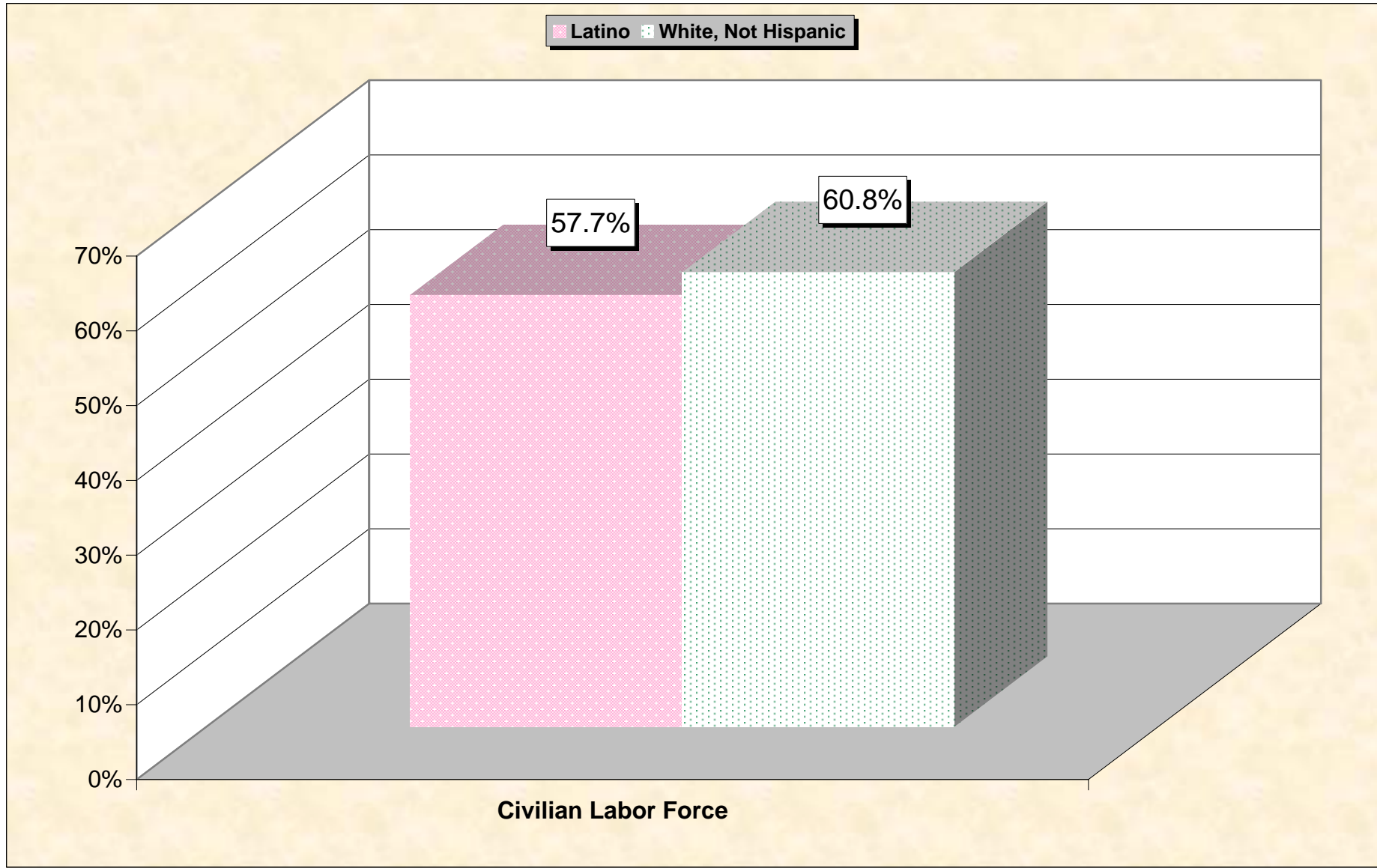
**Chart 4 -- Unemployment Rate (Civilian Labor Force)  
Hardeman County, Texas**



**Note:** Unemployment rate is defined as a percentage of the civilian labor force.

Source: Data Set: Census 2000 Summary File 3 (SF 3) - Sample Data -- P150H. SEX BY EMPLOYMENT STATUS FOR THE POPULATION 16 YEARS AND OVER (HISPANIC OR LATINO ) [15] - Universe: Hispanic or Latino population 16 years and over; P150I. SEX BY EMPLOYMENT STATUS FOR THE POPULATION 16 YEARS AND OVER (WHITE ALONE, NOT HISPANIC OR LATINO) [15] - Universe: White alone, not Hispanic or Latino population 16 years and over

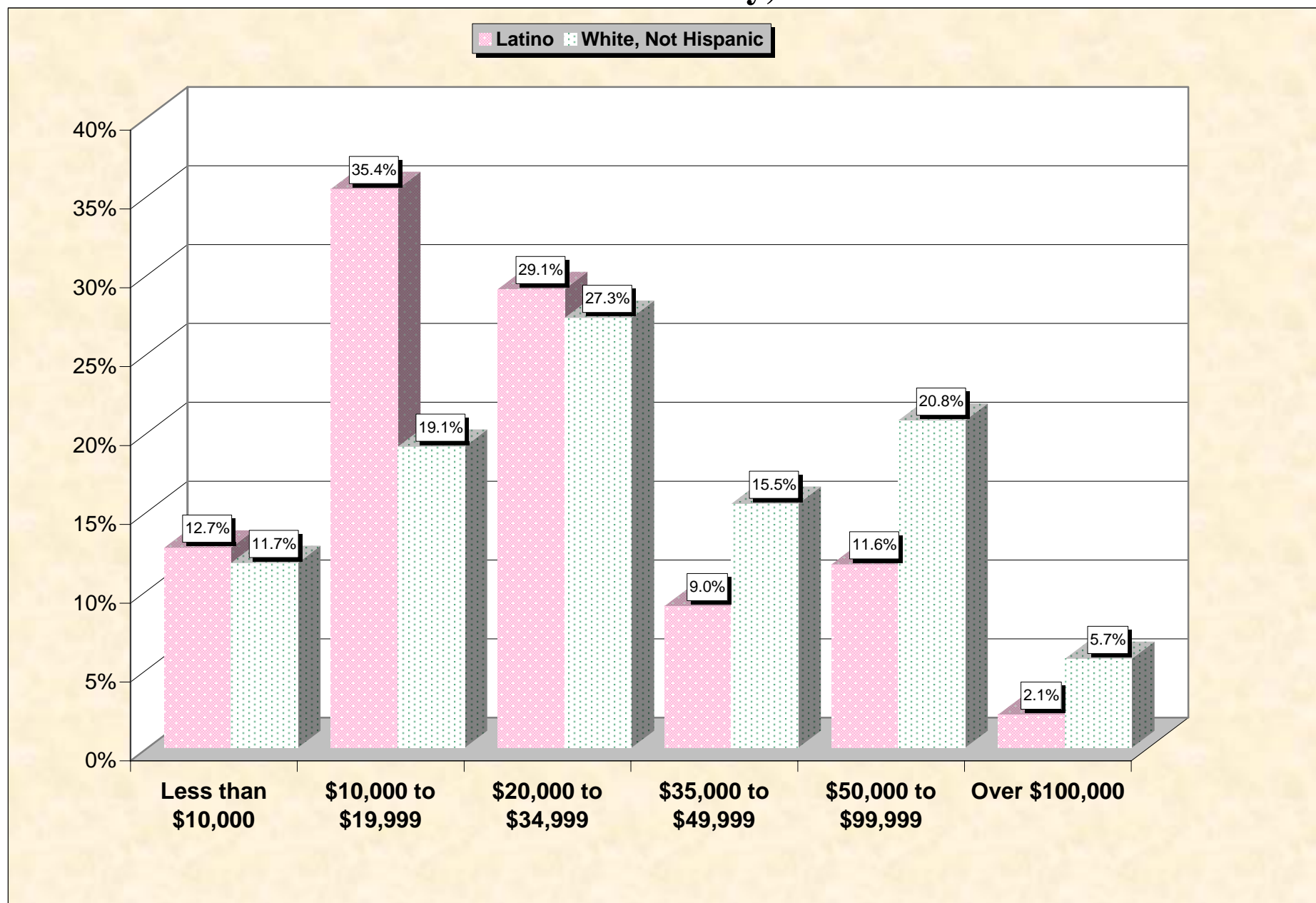
**Chart 5 -- Labor Force Participation (Civilian Labor Force)  
Hardeman County, Texas**



**Note:** Labor force participation rate is defined as a percentage of the civilian population over 16.

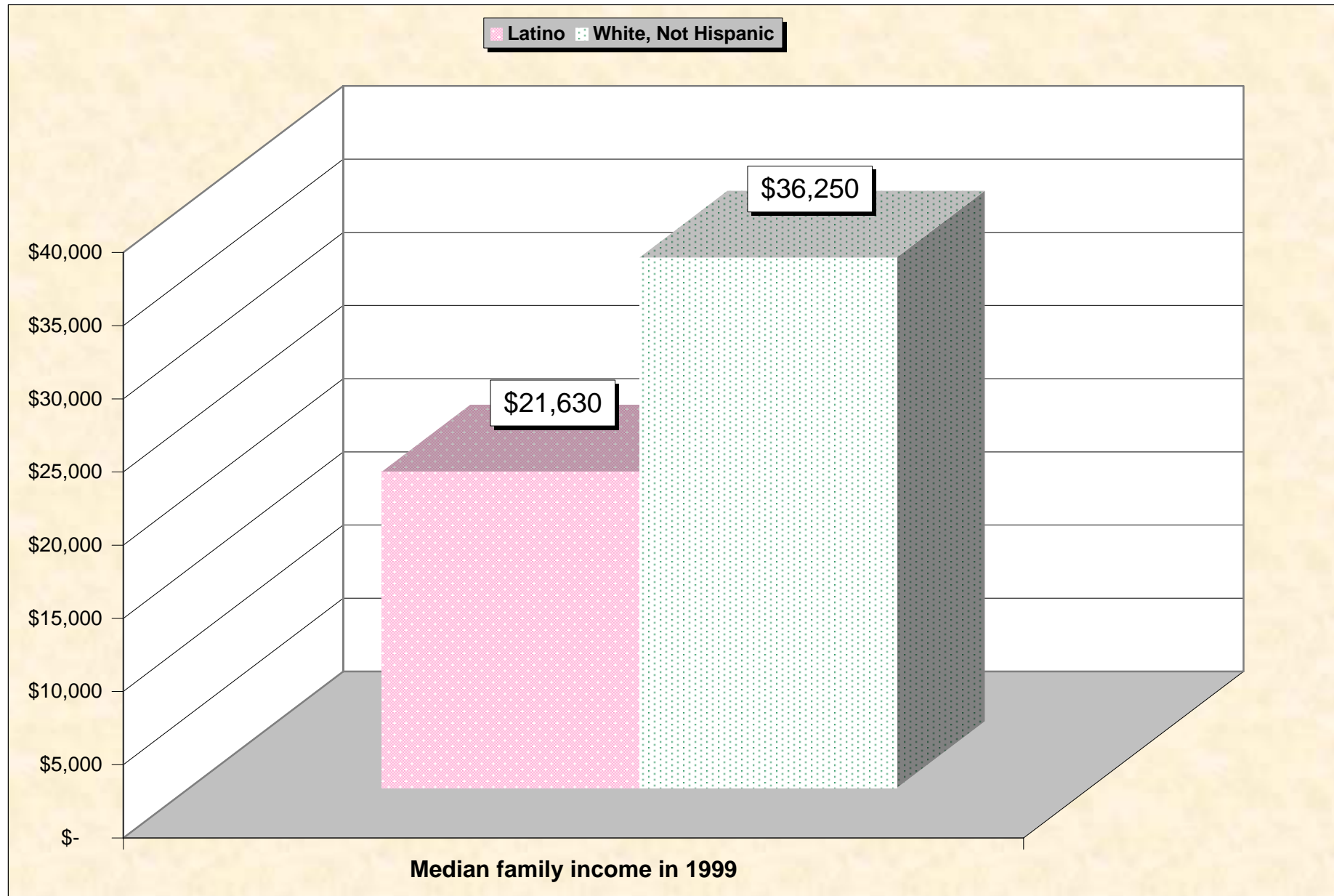
Source: Data Set: Census 2000 Summary File 3 (SF 3) - Sample Data -- P150H. SEX BY EMPLOYMENT STATUS FOR THE POPULATION 16 YEARS AND OVER (HISPANIC OR LATINO ) [15] - Universe: Hispanic or Latino population 16 years and over; P150I. SEX BY EMPLOYMENT STATUS FOR THE POPULATION 16 YEARS AND OVER (WHITE ALONE, NOT HISPANIC OR LATINO) [15] - Universe: White alone, not Hispanic or Latino population 16 years and over

**Chart 6 -- Household Income in 1999**  
**Hardeman County, Texas**



Source: Data Set: Census 2000 Summary File 3 (SF 3) - Sample Data -- P151H. HOUSEHOLD INCOME IN 1999 (HISPANIC OR LATINO HOUSEHOLDER) [17] - Universe: Households with a householder who is Hispanic or Latino; P151I. HOUSEHOLD INCOME IN 1999 (WHITE ALONE, NOT HISPANIC OR LATINO HOUSEHOLDER) [17] - Universe: Households with a householder who is White alone, not Hispanic or Latino

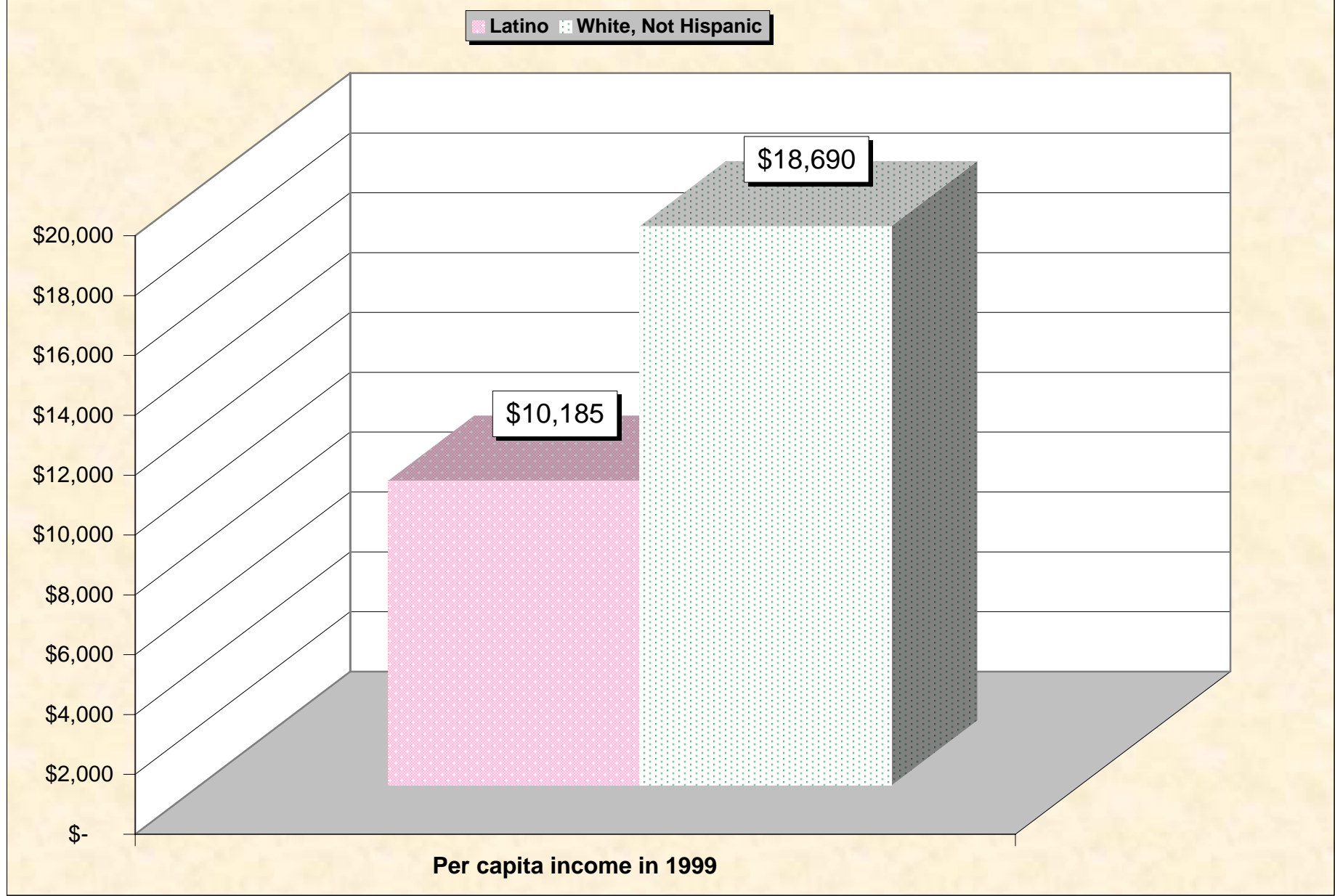
**Chart 7 -- Median Family Income In 1999**  
**Hardeman County, Texas**



Source: Data Set: Census 2000 Summary File 3 (SF 3) - Sample Data -- P155H. MEDIAN FAMILY INCOME IN 1999 (DOLLARS) (HISPANIC OR LATINO HOUSEHOLDER) [1] - Universe: Families with a householder who is Hispanic or Latino ; P155I. MEDIAN FAMILY INCOME IN 1999 (DOLLARS) (WHITE ALONE, NOT HISPANIC OR LATINO HOUSEHOLDER) [1] - Universe: Families with a householder who is White alone, not Hispanic or Latino

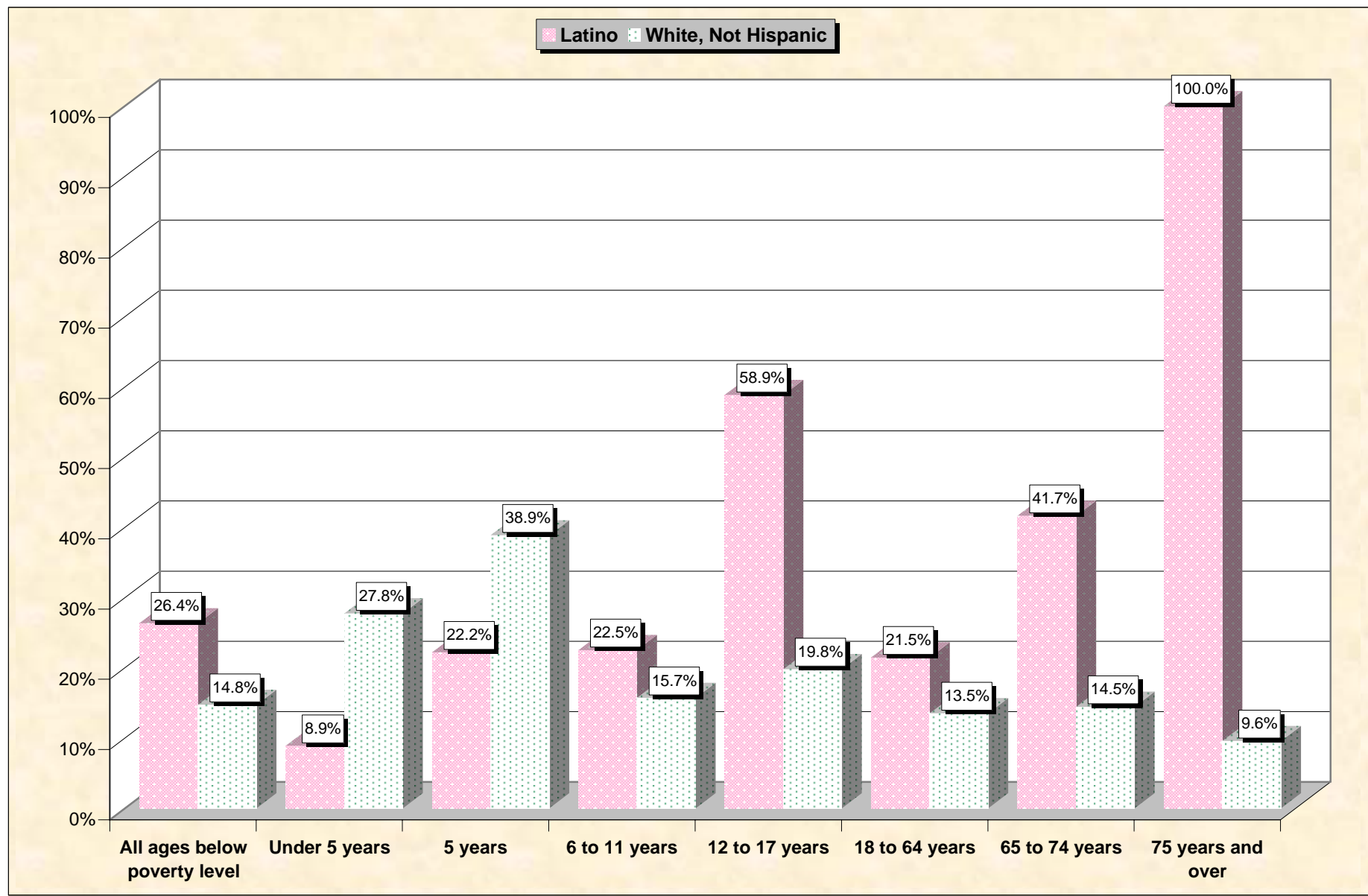


**Chart 8 -- Per Capita Income In 1999**  
**Hardeman County, Texas**



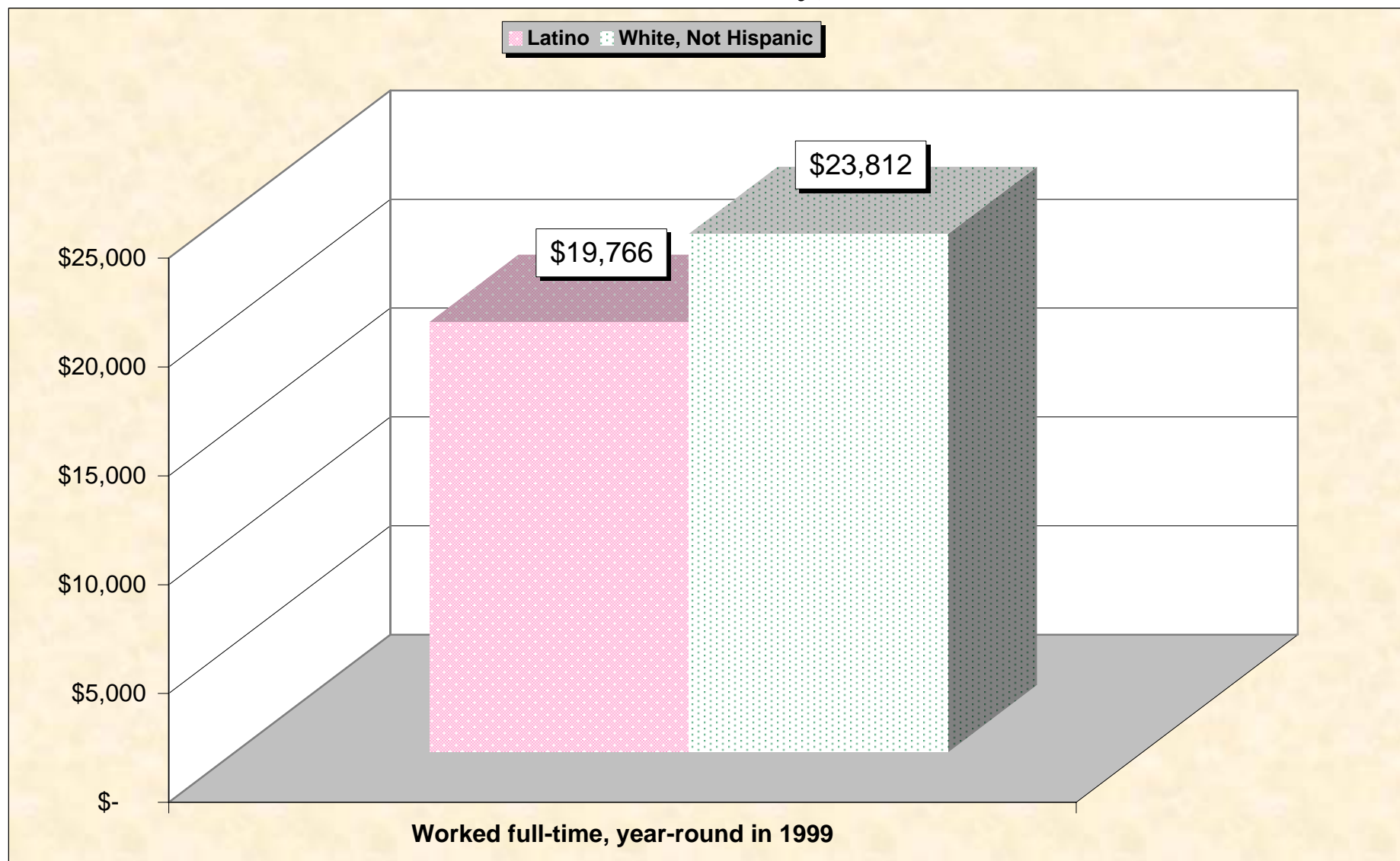
Source: Data Set: Census 2000 Summary File 3 (SF 3) - Sample Data -- P157H. PER CAPITA INCOME IN 1999 (DOLLARS) (HISPANIC OR LATINO ) [1] - Universe: Hispanic or Latino population; P157I. PER CAPITA INCOME IN 1999 (DOLLARS) (WHITE ALONE, NOT HISPANIC OR LATINO) [1] - Universe: White alone, not Hispanic or Latino population

**Chart 9 -- Income in 1999 Below Poverty Level by Age  
Hardeman County, Texas**



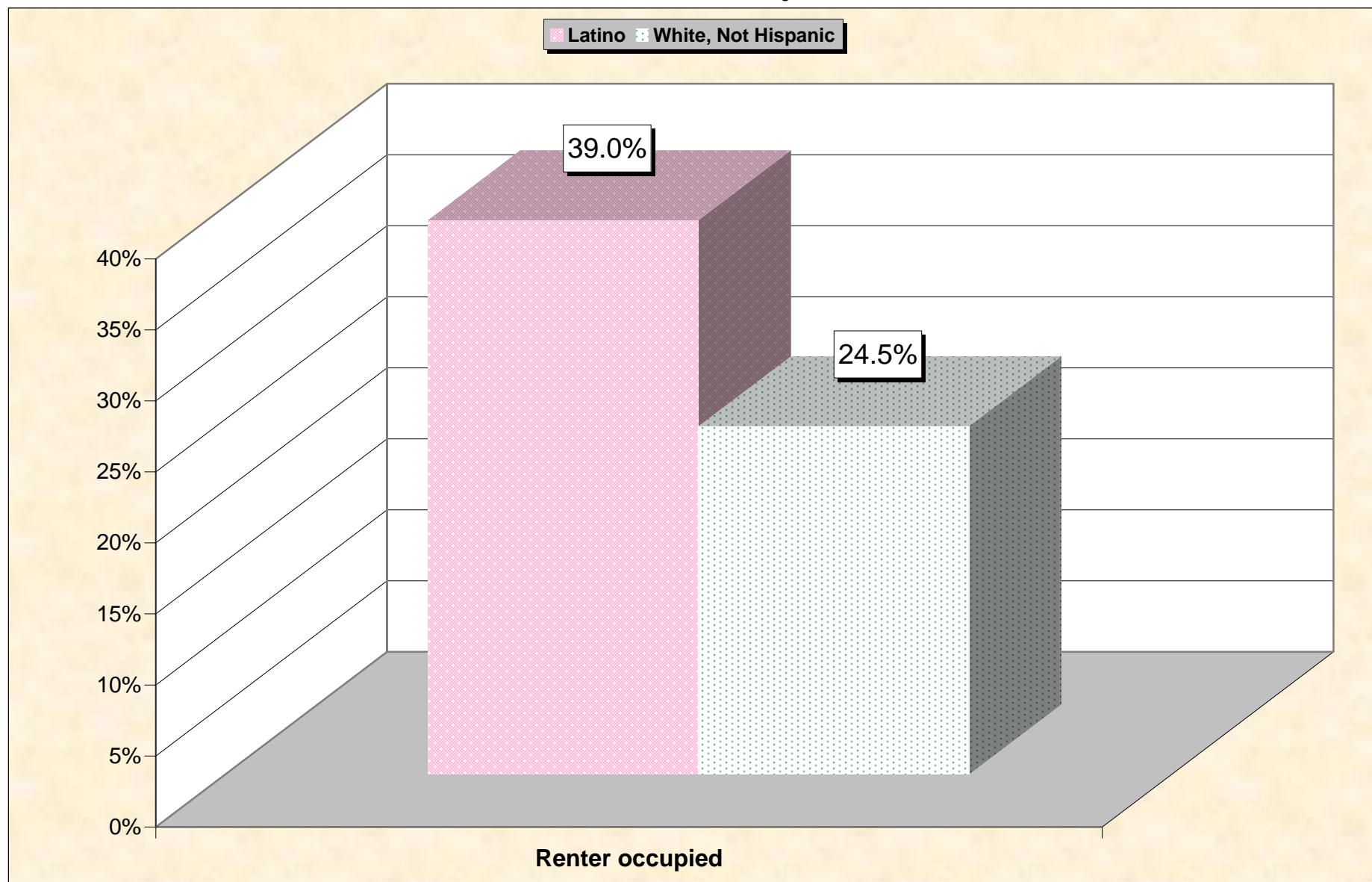
Source: Data Set: Census 2000 Summary File 3 (SF 3) - Sample Data -- P159H. POVERTY STATUS IN 1999 BY AGE (HISPANIC OR LATINO ) [17] - Universe: Hispanic or Latino population for whom poverty status is determined;P159I. POVERTY STATUS IN 1999 BY AGE (WHITE ALONE, NOT HISPANIC OR LATINO) [17] - Universe: White alone, not Hispanic or Latino population for whom poverty status is determined.

**Chart 10 -- Median Earnings in 1999**  
**Hardeman County, Texas**



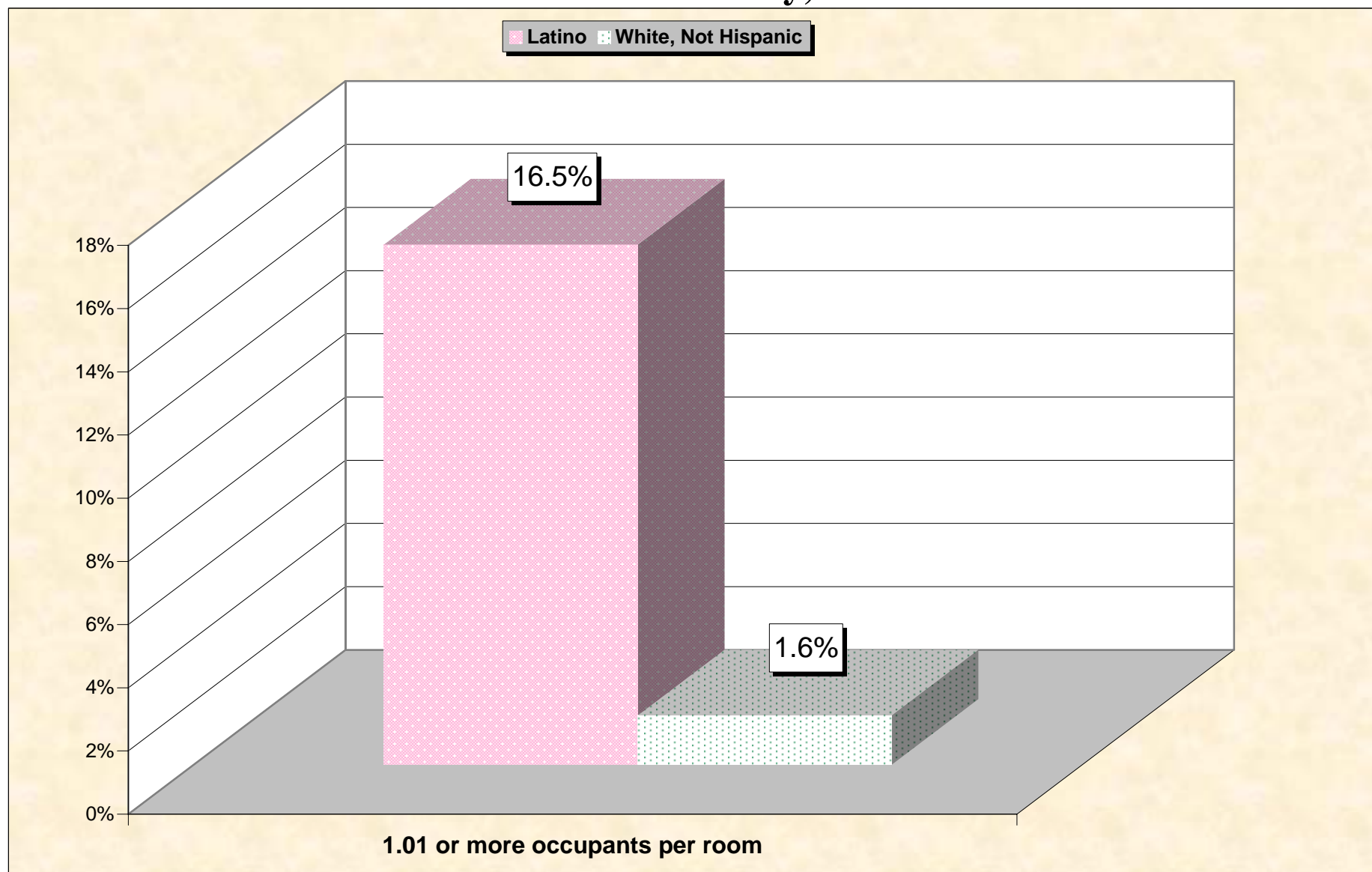
Source: Data Set: Census 2000 Summary File 3 (SF 3) - Sample Data -- PCT74H. MEDIAN EARNINGS IN 1999 (DOLLARS) BY WORK EXPERIENCE IN 1999 BY SEX FOR THE POPULATION 16 YEARS AND OVER WITH EARNINGS (HISPANIC OR LATINO ) [6] - Universe: Hispanic or Latino population 16 years and over with earnings in 1999; PCT74I. MEDIAN EARNINGS IN 1999 (DOLLARS) BY WORK EXPERIENCE IN 1999 BY SEX FOR THE POPULATION 16 YEARS AND OVER WITH EARNINGS (WHITE ALONE, NOT HISPANIC OR LATINO) [6] - Universe: White alone, not Hispanic or Latino population 16 years and over with earnings in 1999

# Chart 11 -- Renter-Occupied Housing Hardeman County, Texas



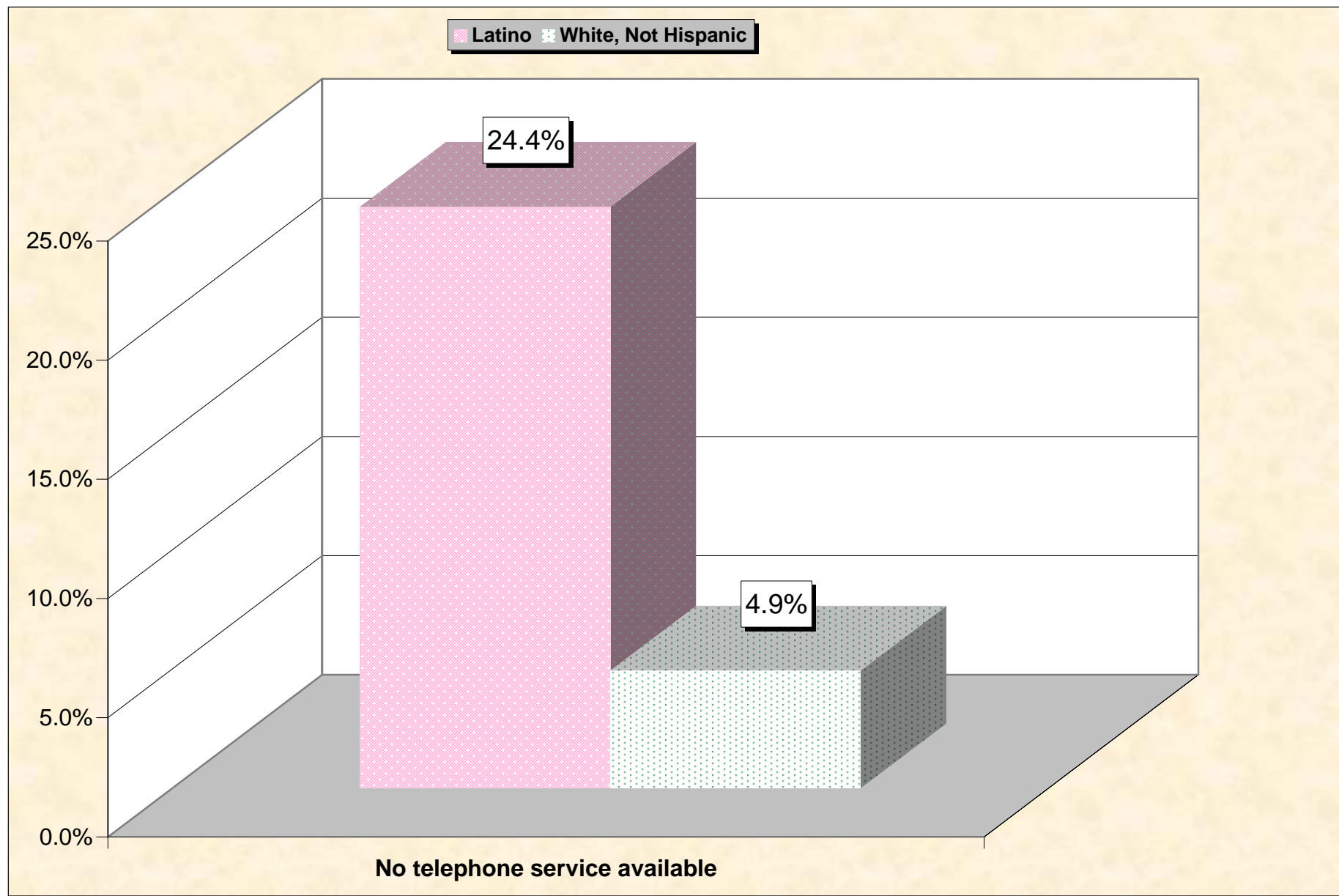
Source: Data Set: Census 2000 Summary File 3 (SF 3) - Sample Data -- H12. TENURE (HISPANIC OR LATINO HOUSEHOLDER) [3] - Universe: Occupied housing units with a householder who is Hispanic or Latino; H13. TENURE (WHITE ALONE, NOT HISPANIC OR LATINO HOUSEHOLDER) [3] - Universe: Occupied housing units with a householder who is White alone, not Hispanic or Latino.

**Chart 12 -- Occupants Per Room (Crowding) by Household  
Hardeman County, Texas**



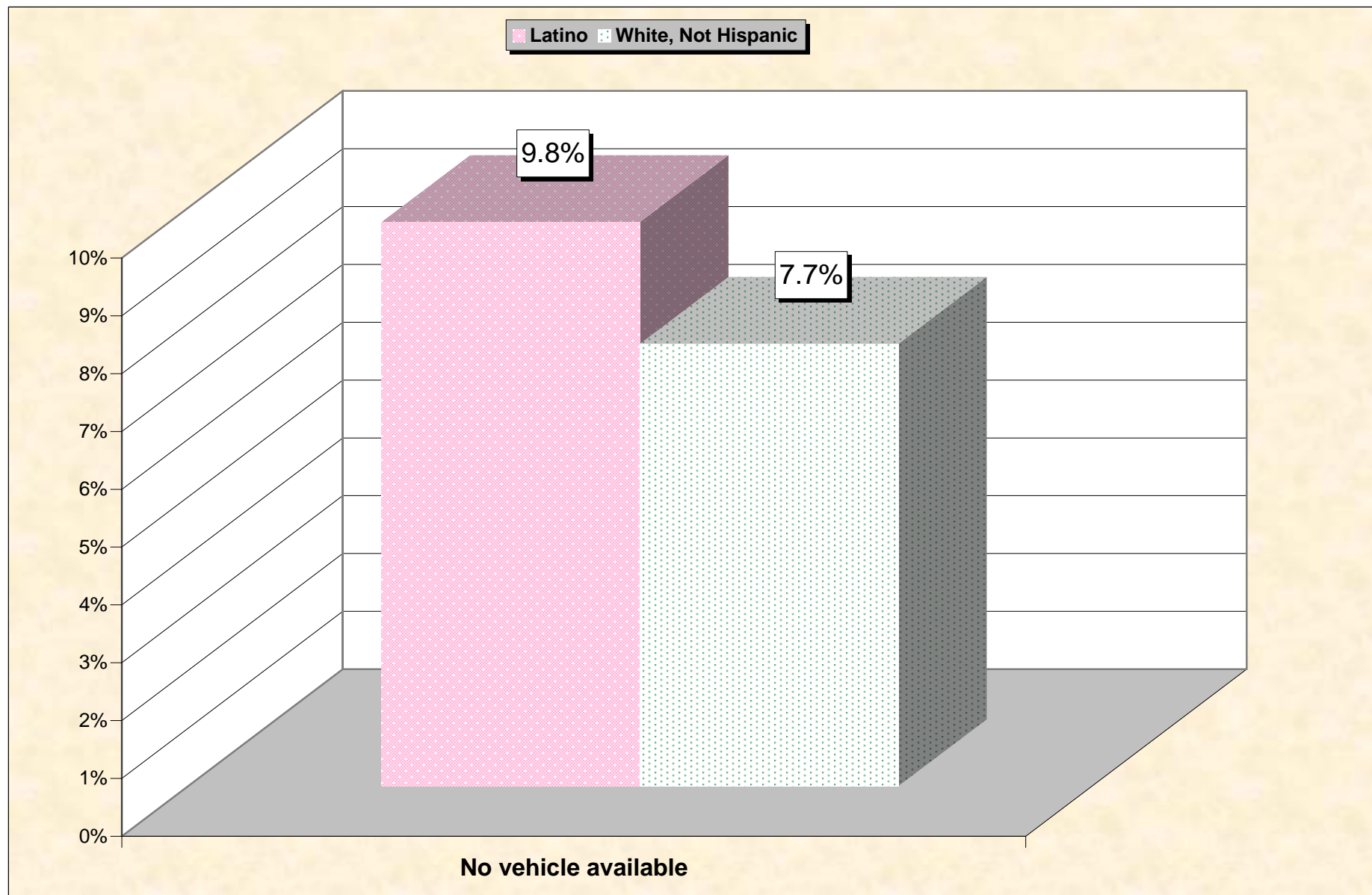
Source: Data Set: Census 2000 Summary File 3 (SF 3) - Sample Data -- HCT29H. OCCUPANTS PER ROOM (HISPANIC OR LATINO HOUSEHOLDER) [3] - Universe: Occupied housing units with a householder who is Hispanic or Latino; HCT29I. OCCUPANTS PER ROOM (WHITE ALONE, NOT HISPANIC OR LATINO HOUSEHOLDER) [3] - Universe: Occupied housing units with a householder who is White alone, not Hispanic or Latino

**Chart 13 -- Lack of Telephone Service by Household  
Hardeman County, Texas**



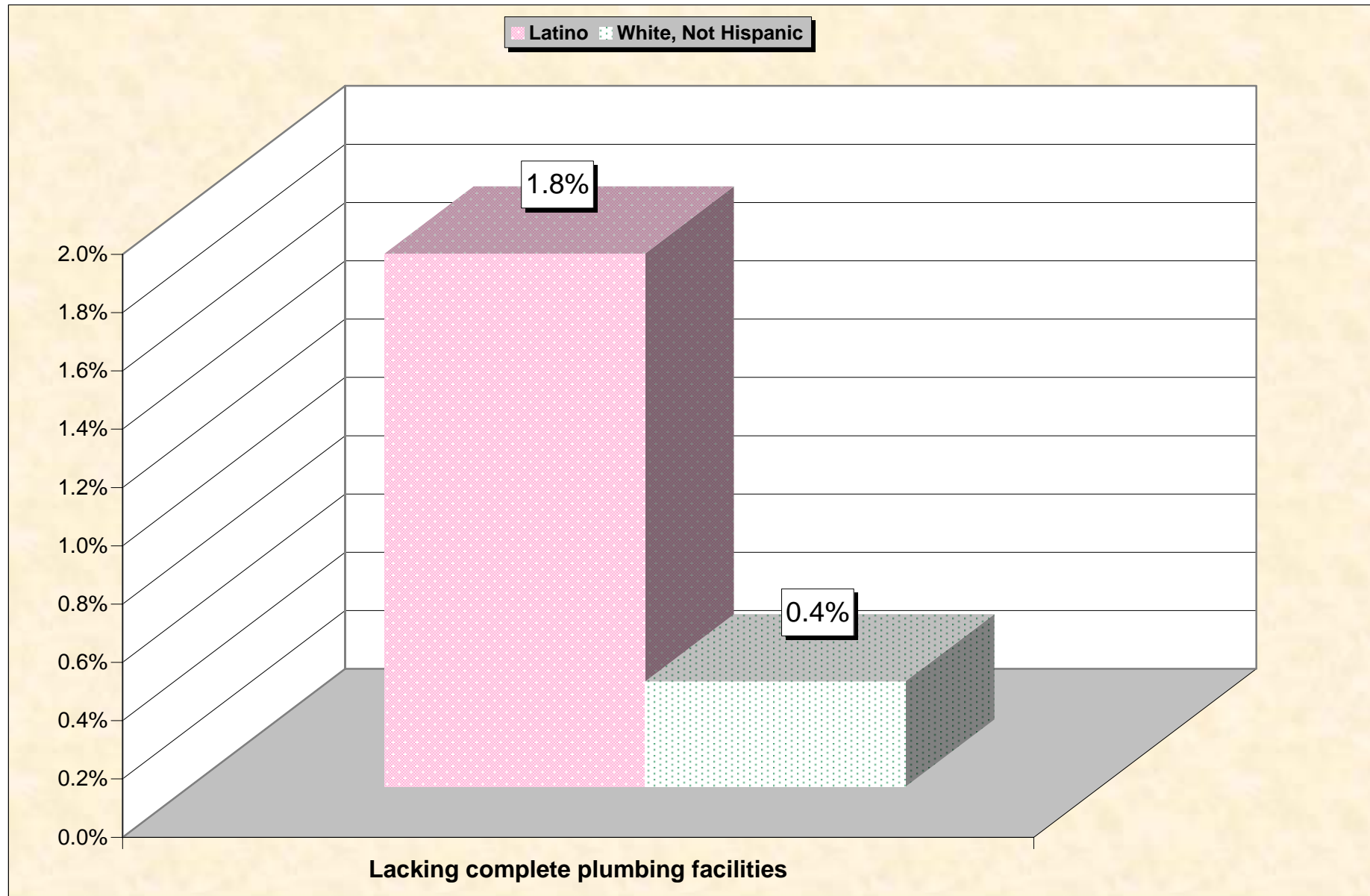
Source: Data Set: Census 2000 Summary File 3 (SF 3) - Sample Data -- HCT32H. TELEPHONE SERVICE AVAILABLE (HISPANIC OR LATINO HOUSEHOLDER) [3] - Universe: Occupied housing units with a householder who is Hispanic or Latino; HCT32I. TELEPHONE SERVICE AVAILABLE (WHITE ALONE, NOT HISPANIC OR LATINO HOUSEHOLDER) [3] - Universe: Occupied housing units with a householder who is White alone, not Hispanic or Latino

**Chart 14 -- Lack of Vehicle By Household  
Hardeman County, Texas**



Source: Data Set: Census 2000 Summary File 3 (SF 3) - Sample Data -- HCT33H. VEHICLES AVAILABLE (HISPANIC OR LATINO HOUSEHOLDER) [3] - Universe: Occupied housing units with a householder who is Hispanic or Latino;; HCT33I. VEHICLES AVAILABLE (WHITE ALONE, NOT HISPANIC OR LATINO HOUSEHOLDER) [3] - Universe: Occupied housing units with a householder who is White alone, not Hispanic or Latino

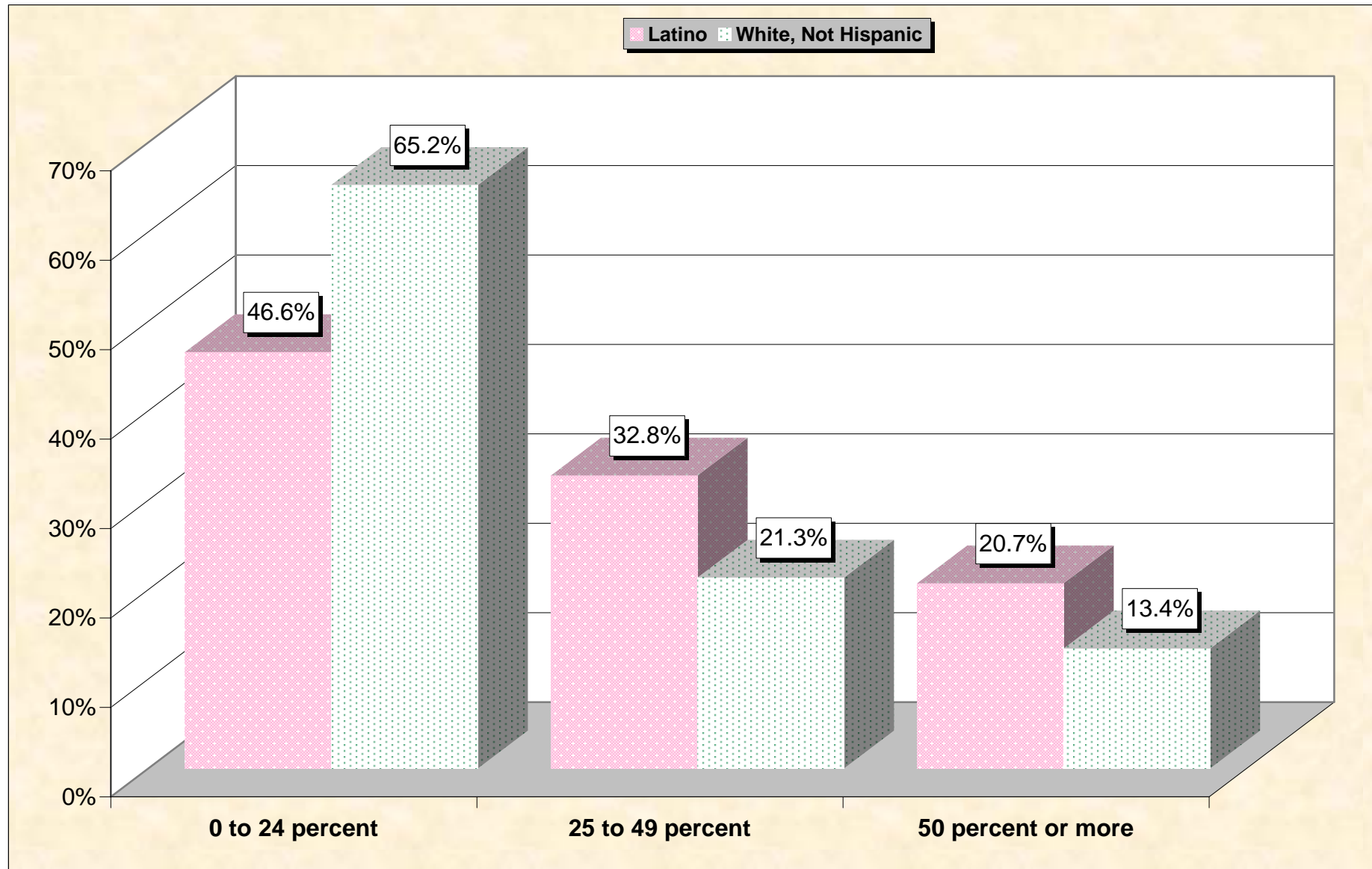
**Chart 15 -- Lack of Plumbing By Household  
Hardeman County, Texas**



Source: Data Set: Census 2000 Summary File 3 (SF 3) - Sample Data -- HCT34H. PLUMBING FACILITIES (HISPANIC OR LATINO HOUSEHOLDER) [3] - Universe: Occupied housing units with a householder who is Hispanic or Latino; HCT34I. PLUMBING FACILITIES (WHITE ALONE, NOT HISPANIC OR LATINO HOUSEHOLDER) [3] - Universe: Occupied housing units with a householder who is White alone, not Hispanic or Latino.

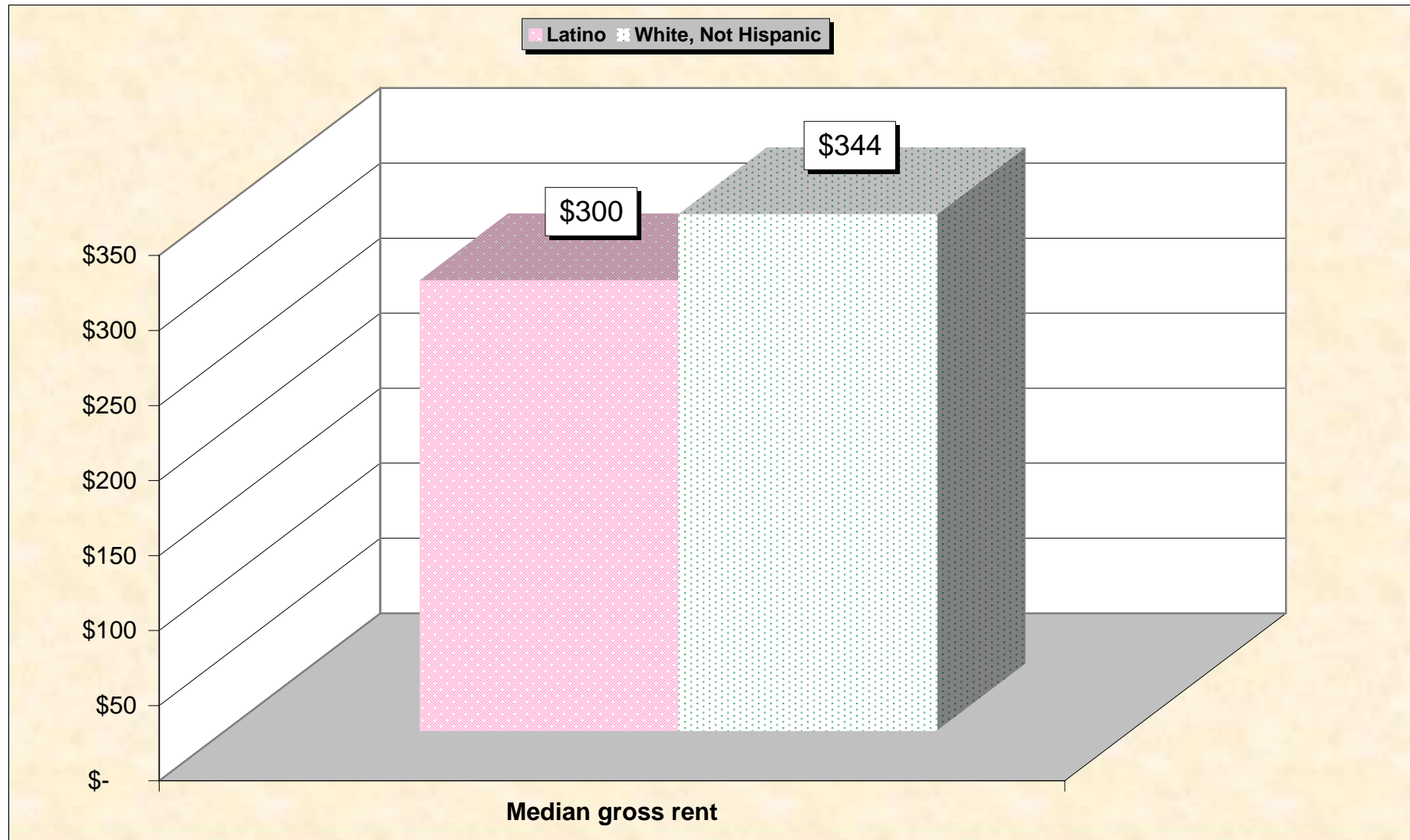


**Chart 16 -- Gross Rent as a Percentage of Household Income in 1999**  
**Hardeman County, Texas**



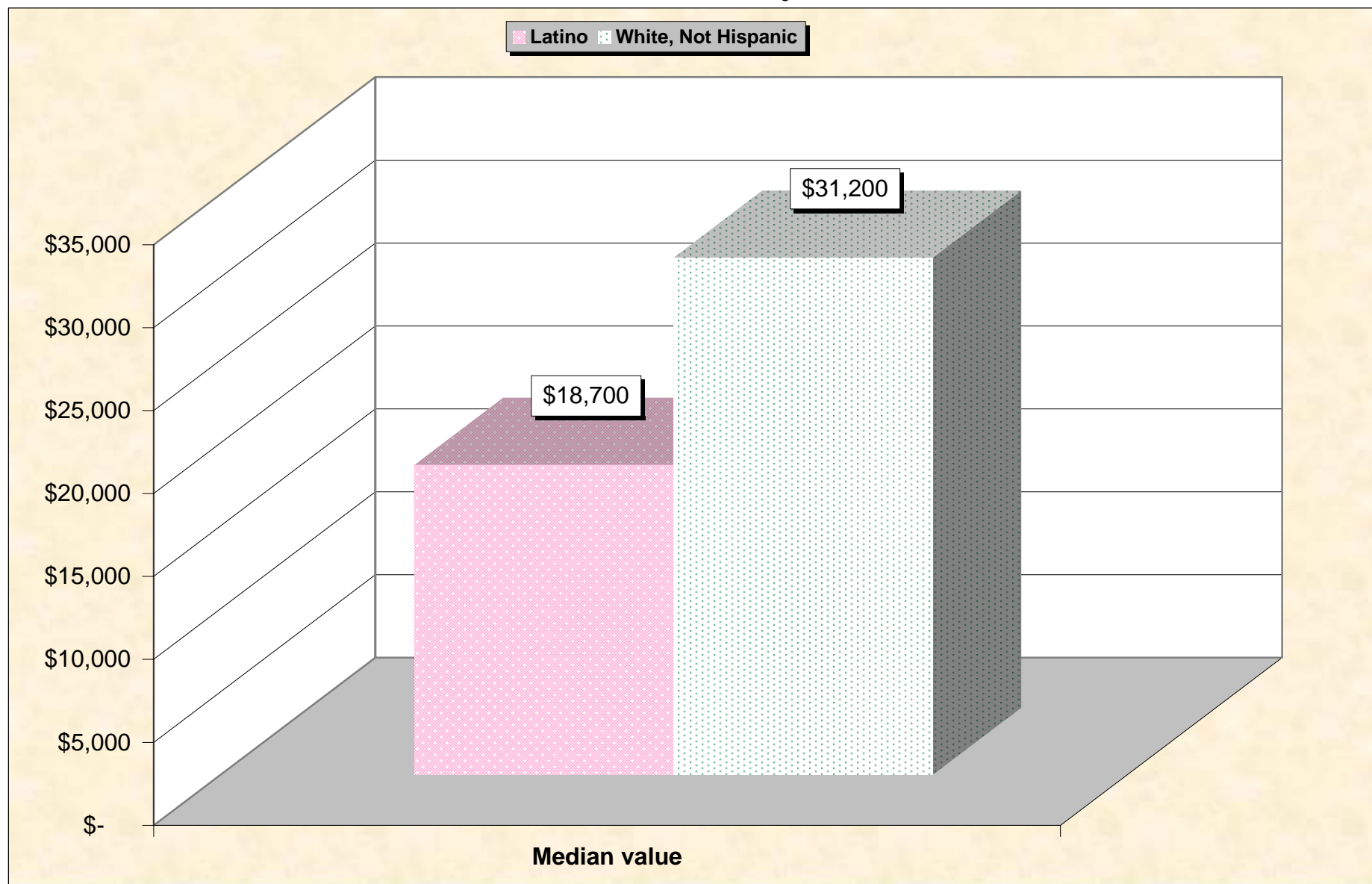
Source: Data Set: Census 2000 Summary File 3 (SF 3) - Sample Data -- HCT39H. GROSS RENT AS A PERCENTAGE OF HOUSEHOLD INCOME IN 1999 (HISPANIC OR LATINO HOUSEHOLDER) [11] - Universe: Specified renter-occupied housing units with a householder who is Hispanic or Latino; HCT39I. GROSS RENT AS A PERCENTAGE OF HOUSEHOLD INCOME IN 1999 (WHITE ALONE, NOT HISPANIC OR LATINO HOUSEHOLDER) [11] - Universe: Specified renter-occupied housing units with a householder who is White alone, not Hispanic or Latino.

**Chart 17 -- Median Gross Rent By Household  
Hardeman County, Texas**



Source: Data Set: Census 2000 Summary File 3 (SF 3) - Sample Data -- HCT37H. MEDIAN GROSS RENT (DOLLARS) (HISPANIC OR LATINO HOUSEHOLDER) [1] - Universe: Specified renter-occupied housing units paying cash rent with a householder who is Hispanic or Latino; HCT37I. MEDIAN GROSS RENT (DOLLARS) (WHITE ALONE, NOT HISPANIC OR LATINO HOUSEHOLDER) [1] - Universe: Specified renter-occupied housing units paying cash rent with a householder who is White alone, not Hispanic or Latino

# Chart 18 -- Median Home Value By Household Hardeman County, Texas



Source: Data Set: Census 2000 Summary File 3 (SF 3) - Sample Data -- HCT42H. MEDIAN VALUE (DOLLARS) (HISPANIC OR LATINO HOUSEHOLDER) [1] - Universe: Specified owner-occupied housing units with a householder who is Hispanic or Latino; HCT42I. MEDIAN VALUE (DOLLARS) (WHITE ALONE, NOT HISPANIC OR LATINO HOUSEHOLDER) [1] - Universe: Specified owner-occupied housing units with a householder who is White alone, not Hispanic or Latino

# HOUSEHOLDS BY AGE OF HOUSEHOLDER BY HOUSEHOLD TYPE (INCLUDING LIVING ALONE) BY PRESENCE OF OWN CHILDREN UNDER 18 YEARS

Source data for Chart 1

|   | Latino<br>Hardeman County,<br>Texas | White, Not Hispanic<br>Hardeman County,<br>Texas |
|---|-------------------------------------|--|
| Total:                                  | 189                                 | 1,628  |
| Householder 15 to 64 years:             | 172                                 | 1,038  |
| Family households:                      | 159                                 | 788  |
| Married-couple family:                  | 135                                 | 659  |
| With own children under 18 years        | 95                                  | 339  |
| No own children under 18 years          | 40                                  | 320  |
| Other family:                           | 24                                  | 129  |
| Male householder, no wife present:      | 5                                   | 34   |
| With own children under 18 years        | 0                                   | 24   |
| No own children under 18 years          | 5                                   | 10   |
| Female householder, no husband present: | 19                                  | 95   |
| With own children under 18 years        | 19                                  | 88   |
| No own children under 18 years          | 0                                   | 7  |
| Nonfamily households:                   | 13                                  | 250  |
| Householder living alone                | 13                                  | 218  |
| Householder not living alone            | 0                                   | 32   |
| Householder 65 years and over:          | 17                                  | 590  |
| Family households:                      | 7                                   | 292  |
| Married-couple family:                  | 7                                   | 252  |
| With own children under 18 years        | 0                                   | 3  |
| No own children under 18 years          | 7                                   | 249  |
| Other family:                           | 0                                   | 40   |
| Male householder, no wife present:      | 0                                   | 11   |
| With own children under 18 years        | 0                                   | 0  |
| No own children under 18 years          | 0                                   | 11   |
| Female householder, no husband present: | 0                                   | 29   |
| With own children under 18 years        | 0                                   | 0  |
| No own children under 18 years          | 0                                   | 29   |
| Nonfamily households:                   | 10                                  | 298  |
| Householder living alone                | 10                                  | 287  |
| Householder not living alone            | 0                                   | 11   |

Source: Data Set: Census 2000 Summary File 3 (SF 3) - Sample Data - P146H. HOUSEHOLDS BY AGE OF HOUSEHOLDER BY HOUSEHOLD TYPE (INCLUDING LIVING ALONE) BY PRESENCE OF OWN CHILDREN UNDER 18 YEARS (HISPANIC OR LATINO HOUSEHOLDER) [31] - Universe: Households with a householder who is Hispanic or Latino; P146I. HOUSEHOLDS BY AGE OF HOUSEHOLDER BY HOUSEHOLD TYPE (INCLUDING LIVING ALONE) BY PRESENCE OF OWN CHILDREN UNDER 18 YEARS (WHITE ALONE, NOT HISPANIC OR LATINO HOUSEHOLDER) [31] - Universe: Households with a householder who is White alone, not Hispanic or Latino.

## SCHOOL ENROLLMENT BY LEVEL OF SCHOOL BY TYPE OF SCHOOL FOR THE POPULATION 3 YEARS AND OVER

**Source data for Chart 2**

|  | Latino<br>Hardeman County,<br>Texas | White, Not Hispanic<br>Hardeman County,<br>Texas |
|--|-------------------------------------|--|
| Total:                                 | 651                                 | 3,585  |
| Enrolled in nursery school, preschool: | 29                                  | 68   |
| Public school                          | 29                                  | 50   |
| Private school                         | 0                                   | 18   |
| Enrolled in kindergarten:              | 17                                  | 37   |
| Public school                          | 17                                  | 37   |
| Private school                         | 0                                   | 0  |
| Enrolled in grade 1 to grade 8:        | 141                                 | 360  |
| Public school                          | 141                                 | 360  |
| Private school                         | 0                                   | 0  |
| Enrolled in grade 9 to grade 12:       | 83                                  | 222  |
| Public school                          | 83                                  | 222  |
| Private school                         | 0                                   | 0  |
| Enrolled in college:                   | 16                                  | 65   |
| Public school                          | 16                                  | 65   |
| Private school                         | 0                                   | 0  |
| Not enrolled in school                 | 365                                 | 2,833  |

*Source: Data Set: Census 2000 Summary File 3 (SF 3) - Sample Data - P146H. HOUSEHOLDS BY AGE OF HOUSEHOLDER BY HOUSEHOLD TYPE (INCLUDING LIVING ALONE) BY PRESENCE OF OWN CHILDREN UNDER 18 YEARS (HISPANIC OR LATINO HOUSEHOLDER) [31] - Universe: Households with a householder who is Hispanic or Latino; P146I. HOUSEHOLDS BY AGE OF HOUSEHOLDER BY HOUSEHOLD TYPE (INCLUDING LIVING ALONE) BY PRESENCE OF OWN CHILDREN UNDER 18 YEARS (WHITE ALONE, NOT HISPANIC OR LATINO HOUSEHOLDER) [31] - Universe: Households with a householder who is White alone, not Hispanic or Latino.*

## SEX BY EDUCATIONAL ATTAINMENT FOR THE POPULATION 25 YEARS AND OVER

### Source data for Chart 3

|   | Latino<br>Hardeman County,<br>Texas | White, Not Hispanic<br>Hardeman County,<br>Texas |
|---|-------------------------------------|--|
| Total:                                      | 291                                 | 2,634  |
| Male:                                       | 143                                 | 1,198  |
| Less than 9th grade                         | 72                                  | 103  |
| 9th to 12th grade, no diploma               | 38                                  | 138  |
| High school graduate (includes equivalency) | 7                                   | 447  |
| Some college, no degree                     | 18                                  | 285  |
| Associate degree                            | 4                                   | 47   |
| Bachelor's degree                           | 0                                   | 102  |
| Graduate or professional degree             | 4                                   | 76   |
| Female:                                     | 148                                 | 1,436  |
| Less than 9th grade                         | 61                                  | 131  |
| 9th to 12th grade, no diploma               | 26                                  | 239  |
| High school graduate (includes equivalency) | 22                                  | 499  |
| Some college, no degree                     | 36                                  | 336  |
| Associate degree                            | 3                                   | 33   |
| Bachelor's degree                           | 0                                   | 141  |
| Graduate or professional degree             | 0                                   | 57   |

Source: Data Set: Census 2000 Summary File 3 (SF 3) - Sample Data -- P148H. SEX BY EDUCATIONAL ATTAINMENT FOR THE POPULATION 25 YEARS AND OVER (HISPANIC OR LATINO ) [17] - Universe: Hispanic or Latino population 25 years and over; P148I. SEX BY EDUCATIONAL ATTAINMENT FOR THE POPULATION 25 YEARS AND OVER (WHITE ALONE, NOT HISPANIC OR LATINO) [17] - Universe: White alone, not Hispanic or Latino population 25 years and over.

## SEX BY EMPLOYMENT STATUS FOR THE POPULATION 16 YEARS AND OVER

Source data for Charts 4 and 5

|                    | Latino<br>Hardeman County,<br>Texas | White, Not Hispanic<br>Hardeman County,<br>Texas |
|--------------------|-------------------------------------|--|
| Total:             | 433                                 | 2,997  |
| Male:              | 213                                 | 1,395  |
| In labor force:    | 143                                 | 990  |
| In Armed Forces    | 0                                   | 0  |
| Civilian:          | 143                                 | 990  |
| Employed           | 135                                 | 954  |
| Unemployed         | 8                                   | 36   |
| Not in labor force | 70                                  | 405  |
| Female:            | 220                                 | 1,602  |
| In labor force:    | 107                                 | 832  |
| In Armed Forces    | 0                                   | 0  |
| Civilian:          | 107                                 | 832  |
| Employed           | 105                                 | 810  |
| Unemployed         | 2                                   | 22   |
| Not in labor force | 113                                 | 770  |

Source: Data Set: Census 2000 Summary File 3 (SF 3) - Sample Data -- P150H. SEX BY EMPLOYMENT STATUS FOR THE POPULATION 16 YEARS AND OVER (HISPANIC OR LATINO ) [15] - Universe: Hispanic or Latino population 16 years and over; P150I. SEX BY EMPLOYMENT STATUS FOR THE POPULATION 16 YEARS AND OVER (WHITE ALONE, NOT HISPANIC OR LATINO) [15] - Universe: White alone, not Hispanic or Latino population 16 years and over

## HOUSEHOLD INCOME IN 1999

### Source data for Chart 6

|                        | Latino<br>Hardeman County,<br>Texas | White, Not Hispanic<br>Hardeman County,<br>Texas |
|------------------------|-------------------------------------|--|
| Total:                 | 189                                 | 1628   |
| Less than \$10,000     | 24                                  | 191  |
| \$10,000 to \$14,999   | 21                                  | 211  |
| \$15,000 to \$19,999   | 46                                  | 100  |
| \$20,000 to \$24,999   | 27                                  | 151  |
| \$25,000 to \$29,999   | 18                                  | 138  |
| \$30,000 to \$34,999   | 10                                  | 155  |
| \$35,000 to \$39,999   | 7                                   | 88   |
| \$40,000 to \$44,999   | 5                                   | 65   |
| \$45,000 to \$49,999   | 5                                   | 99   |
| \$50,000 to \$59,999   | 7                                   | 124  |
| \$60,000 to \$74,999   | 12                                  | 110  |
| \$75,000 to \$99,999   | 3                                   | 104  |
| \$100,000 to \$124,999 | 0                                   | 28   |
| \$125,000 to \$149,999 | 0                                   | 25   |
| \$150,000 to \$199,999 | 0                                   | 26   |
| \$200,000 or more      | 4                                   | 13   |

Source: Data Set: Census 2000 Summary File 3 (SF 3) - Sample Data -- P151H. HOUSEHOLD INCOME IN 1999 (HISPANIC OR LATINO HOUSEHOLDER) [17] - Universe: Households with a householder who is Hispanic or Latino; P151I. HOUSEHOLD INCOME IN 1999 (WHITE ALONE, NOT HISPANIC OR LATINO HOUSEHOLDER) [17] - Universe: Households with a householder who is White alone, not Hispanic or Latino



## MEDIAN FAMILY INCOME IN 1999

### Source data for Chart 7

|                              | Latino<br>Hardeman County,<br>Texas | White, Not Hispanic<br>Hardeman County,<br>Texas |
|------------------------------|-------------------------------------|--|
| Median family income in 1999 | \$ 21,630                           | \$ 36,250  |

Source: Data Set: Census 2000 Summary File 3 (SF 3) - Sample Data -- P155H. MEDIAN FAMILY INCOME IN 1999 (DOLLARS) (HISPANIC OR LATINO HOUSEHOLDER) [1] - Universe: Families with a householder who is Hispanic or Latino ; P155I. MEDIAN FAMILY INCOME IN 1999 (DOLLARS) (WHITE ALONE, NOT HISPANIC OR LATINO HOUSEHOLDER) [1] - Universe: Families with a householder who is White alone, not Hispanic or Latino

## PER CAPITA INCOME IN 1999

### Source data for Chart 8

|                           | Latino<br>Hardeman County,<br>Texas | White, Not Hispanic<br>Hardeman County,<br>Texas |
|---------------------------|-------------------------------------|--|
| Per capita income in 1999 | \$ 10,185                           | \$ 18,690  |

Source: Data Set: Census 2000 Summary File 3 (SF 3) - Sample Data -- P157H. PER CAPITA INCOME IN 1999 (DOLLARS) (HISPANIC OR LATINO ) [1] - Universe: Hispanic or Latino population; P157I. PER CAPITA INCOME IN 1999 (DOLLARS) (WHITE ALONE, NOT HISPANIC OR LATINO) [1] - Universe: White alone, not Hispanic or Latino population

## POVERTY STATUS IN 1999 BY AGE

### Source data for Chart 9

|   | Latino<br>Hardeman County,<br>Texas | White, Not Hispanic<br>Hardeman County,<br>Texas |
|---|-------------------------------------|--|
| Total:                                    | 713                                 | 3,600  |
| Income in 1999 below poverty level:       | 188                                 | 531  |
| Under 5 years                             | 9                                   | 50   |
| 5 years                                   | 2                                   | 7  |
| 6 to 11 years                             | 23                                  | 34   |
| 12 to 17 years                            | 63                                  | 70   |
| 18 to 64 years                            | 81                                  | 271  |
| 65 to 74 years                            | 5                                   | 57   |
| 75 years and over                         | 5                                   | 42   |
| Income in 1999 at or above poverty level: | 525                                 | 3,069  |
| Under 5 years                             | 92                                  | 130  |
| 5 years                                   | 7                                   | 11   |
| 6 to 11 years                             | 79                                  | 182  |
| 12 to 17 years                            | 44                                  | 283  |
| 18 to 64 years                            | 296                                 | 1,730  |
| 65 to 74 years                            | 7                                   | 337  |
| 75 years and over                         | 0                                   | 396  |

Source: Data Set: Census 2000 Summary File 3 (SF 3) - Sample Data -- P159H. POVERTY STATUS IN 1999 BY AGE (HISPANIC OR LATINO ) [17] - Universe: Hispanic or Latino population for whom poverty status is determined;P159I. POVERTY STATUS IN 1999 BY AGE (WHITE ALONE, NOT HISPANIC OR LATINO) [17] - Universe: White alone, not Hispanic or Latino population for whom poverty status is determined.

## MEDIAN EARNINGS IN 1999

### Source data for Chart 10

|   | Latino<br>Hardeman County,<br>Texas | White, Not Hispanic<br>Hardeman County,<br>Texas |
|---|-------------------------------------|--|
| Median earnings in 1999 --              |                                     |  |
| Worked full-time, year-round in 1999 -- |                                     |  |
| Total                                   | \$ 19,766                           | \$ 23,812  |
| Male                                    | \$ 21,382                           | \$ 27,422  |
| Female                                  | \$ 17,115                           | \$ 18,984  |
| Other --                                |                                     |  |
| Total                                   | \$ 6,250                            | \$ 8,400   |
| Male                                    | \$ 7,292                            | \$ 9,095   |
| Female                                  | \$ 2,500                            | \$ 7,962   |

Source: Data Set: Census 2000 Summary File 3 (SF 3) - Sample Data -- PCT74H. MEDIAN EARNINGS IN 1999 (DOLLARS) BY WORK EXPERIENCE IN 1999 BY SEX FOR THE POPULATION 16 YEARS AND OVER WITH EARNINGS (HISPANIC OR LATINO ) [6] - Universe: Hispanic or Latino population 16 years and over with earnings in 1999; PCT74I. MEDIAN EARNINGS IN 1999 (DOLLARS) BY WORK EXPERIENCE IN 1999 BY SEX FOR THE POPULATION 16 YEARS AND OVER WITH EARNINGS (WHITE ALONE, NOT HISPANIC OR LATINO) [6] - Universe: White alone, not Hispanic or Latino population 16 years and over with earnings in 1999

TENURE BY RACE OF HOUSEHOLDER

Source data for Chart 11

|                 | Latino<br>Hardeman County,<br>Texas | White, Not Hispanic<br>Hardeman County,<br>Texas |
|-----------------|-------------------------------------|--|
| Total:          | 164                                 | 1,660  |
| Owner occupied  | 100                                 | 1,253  |
| Renter occupied | 64                                  | 407  |

Source: Data Set: Census 2000 Summary File 3 (SF 3) - Sample Data -- H12. TENURE (HISPANIC OR LATINO HOUSEHOLDER) [3] - Universe: Occupied housing units with a householder who is Hispanic or Latino; H13. TENURE (WHITE ALONE, NOT HISPANIC OR LATINO HOUSEHOLDER) [3] - Universe: Occupied housing units with a householder who is White alone, not Hispanic or Latino.

## OCCUPANTS PER ROOM

### Source data for Chart 12

|                                 | Latino<br>Hardeman County,<br>Texas | White, Not Hispanic<br>Hardeman County,<br>Texas |
|---------------------------------|-------------------------------------|--|
| Total:                          | 164                                 | 1,660  |
| 1.00 or less occupants per room | 137                                 | 1,634  |
| 1.01 or more occupants per room | 27                                  | 26   |

Source: Data Set: Census 2000 Summary File 3 (SF 3) - Sample Data -- HCT29H. OCCUPANTS PER ROOM (HISPANIC OR LATINO HOUSEHOLDER) [3] - Universe: Occupied housing units with a householder who is Hispanic or Latino; HCT29I. OCCUPANTS PER ROOM (WHITE ALONE, NOT HISPANIC OR LATINO HOUSEHOLDER) [3] - Universe: Occupied housing units with a householder who is White alone, not Hispanic or Latino

## TELEPHONE SERVICE AVAILABLE

### Source data for Chart 13

|                                  | Latino<br>Hardeman County,<br>Texas | White, Not Hispanic<br>Hardeman County,<br>Texas |
|----------------------------------|-------------------------------------|--|
| Total:                           | 164                                 | 1,660  |
| With telephone service available | 124                                 | 1,578  |
| No telephone service available   | 40                                  | 82   |

Source: Data Set: Census 2000 Summary File 3 (SF 3) - Sample Data -- HCT32H. TELEPHONE SERVICE AVAILABLE (HISPANIC OR LATINO HOUSEHOLDER) [3] - Universe: Occupied housing units with a householder who is Hispanic or Latino; HCT32I. TELEPHONE SERVICE AVAILABLE (WHITE ALONE, NOT HISPANIC OR LATINO HOUSEHOLDER) [3] - Universe: Occupied housing units with a householder who is White alone, not Hispanic or Latino

## VEHICLES AVAILABLE

### Source data for Chart 14

|                              | Latino<br>Hardeman County,<br>Texas | White, Not Hispanic<br>Hardeman County,<br>Texas |
|------------------------------|-------------------------------------|--|
| Total:                       | 164                                 | 1,660  |
| No vehicle available         | 16                                  | 127  |
| 1 or more vehicles available | 148                                 | 1,533  |

Source: Data Set: Census 2000 Summary File 3 (SF 3) - Sample Data -- HCT33H. VEHICLES AVAILABLE (HISPANIC OR LATINO HOUSEHOLDER) [3] - Universe: Occupied housing units with a householder who is Hispanic or Latino;; HCT33I. VEHICLES AVAILABLE (WHITE ALONE, NOT HISPANIC OR LATINO HOUSEHOLDER) [3] - Universe: Occupied housing units with a householder who is White alone, not Hispanic or Latino

## PLUMBING FACILITIES

### Source data for Chart 15

|                                      | Latino<br>Hardeman County,<br>Texas | White, Not Hispanic<br>Hardeman County,<br>Texas |
|--------------------------------------|-------------------------------------|--|
| Total:                               | 164                                 | 1,660  |
| Complete plumbing facilities         | 161                                 | 1,578  |
| Lacking complete plumbing facilities | 3                                   | 82   |

Source: Data Set: Census 2000 Summary File 3 (SF 3) - Sample Data -- HCT34H. PLUMBING FACILITIES (HISPANIC OR LATINO HOUSEHOLDER) [3] - Universe: Occupied housing units with a householder who is Hispanic or Latino; HCT34I. PLUMBING FACILITIES (WHITE ALONE, NOT HISPANIC OR LATINO HOUSEHOLDER) [3] - Universe: Occupied housing units with a householder who is White alone, not Hispanic or Latino.

## GROSS RENT AS A PERCENTAGE OF HOUSEHOLD INCOME IN 1999

### Source data for Chart 16

|                      | Latino<br>Hardeman County,<br>Texas | White, Not Hispanic<br>Hardeman County,<br>Texas |
|----------------------|-------------------------------------|--|
| Total:               | 62                                  | 394  |
| Less than 10 percent | 4                                   | 49   |
| 10 to 14 percent     | 11                                  | 68   |
| 15 to 19 percent     | 5                                   | 47   |
| 20 to 24 percent     | 7                                   | 50   |
| 25 to 29 percent     | 10                                  | 7  |
| 30 to 34 percent     | 5                                   | 26   |
| 35 to 39 percent     | 0                                   | 15   |
| 40 to 49 percent     | 4                                   | 22   |
| 50 percent or more   | 12                                  | 44   |
| Not computed         | 4                                   | 66   |

Source: Data Set: Census 2000 Summary File 3 (SF 3) - Sample Data -- HCT39H. GROSS RENT AS A PERCENTAGE OF HOUSEHOLD INCOME IN 1999 (HISPANIC OR LATINO HOUSEHOLDER) [11] - Universe: Specified renter-occupied housing units with a householder who is Hispanic or Latino; HCT39I. GROSS RENT AS A PERCENTAGE OF HOUSEHOLD INCOME IN 1999 (WHITE ALONE, NOT HISPANIC OR LATINO HOUSEHOLDER) [11] - Universe: Specified renter-occupied housing units with a householder who is White alone, not Hispanic or Latino.

MEDIAN GROSS RENT

Source data for Chart 17

|                   | Latino<br>Hardeman County,<br>Texas | White, Not Hispanic<br>Hardeman County,<br>Texas |
|-------------------|-------------------------------------|--|
| Median gross rent | \$ 300                              | \$ 344   |

Source: Data Set: Census 2000 Summary File 3 (SF 3) - Sample Data -- HCT37H. MEDIAN GROSS RENT (DOLLARS) (HISPANIC OR LATINO HOUSEHOLDER) [1] - Universe: Specified renter-occupied housing units paying cash rent with a householder who is Hispanic or Latino; HCT37I. MEDIAN GROSS RENT (DOLLARS) (WHITE ALONE, NOT HISPANIC OR LATINO HOUSEHOLDER) [1] - Universe: Specified renter-occupied housing units paying cash rent with a householder who is White alone, not Hispanic or Latino

MEDIAN HOME VALUE

Source data for Chart 18

|              | Latino<br>Hardeman County,<br>Texas | White, Not Hispanic<br>Hardeman County,<br>Texas |
|--------------|-------------------------------------|--|
| Median value | \$ 18,700                           | \$ 31,200  |

Source: Data Set: Census 2000 Summary File 3 (SF 3) - Sample Data -- HCT42H. MEDIAN VALUE (DOLLARS) (HISPANIC OR LATINO HOUSEHOLDER) [1] - Universe: Specified owner-occupied housing units with a householder who is Hispanic or Latino; HCT42I. MEDIAN VALUE (DOLLARS) (WHITE ALONE, NOT HISPANIC OR LATINO HOUSEHOLDER) [1] - Universe: Specified owner-occupied housing units with a householder who is White alone, not Hispanic or Latino