

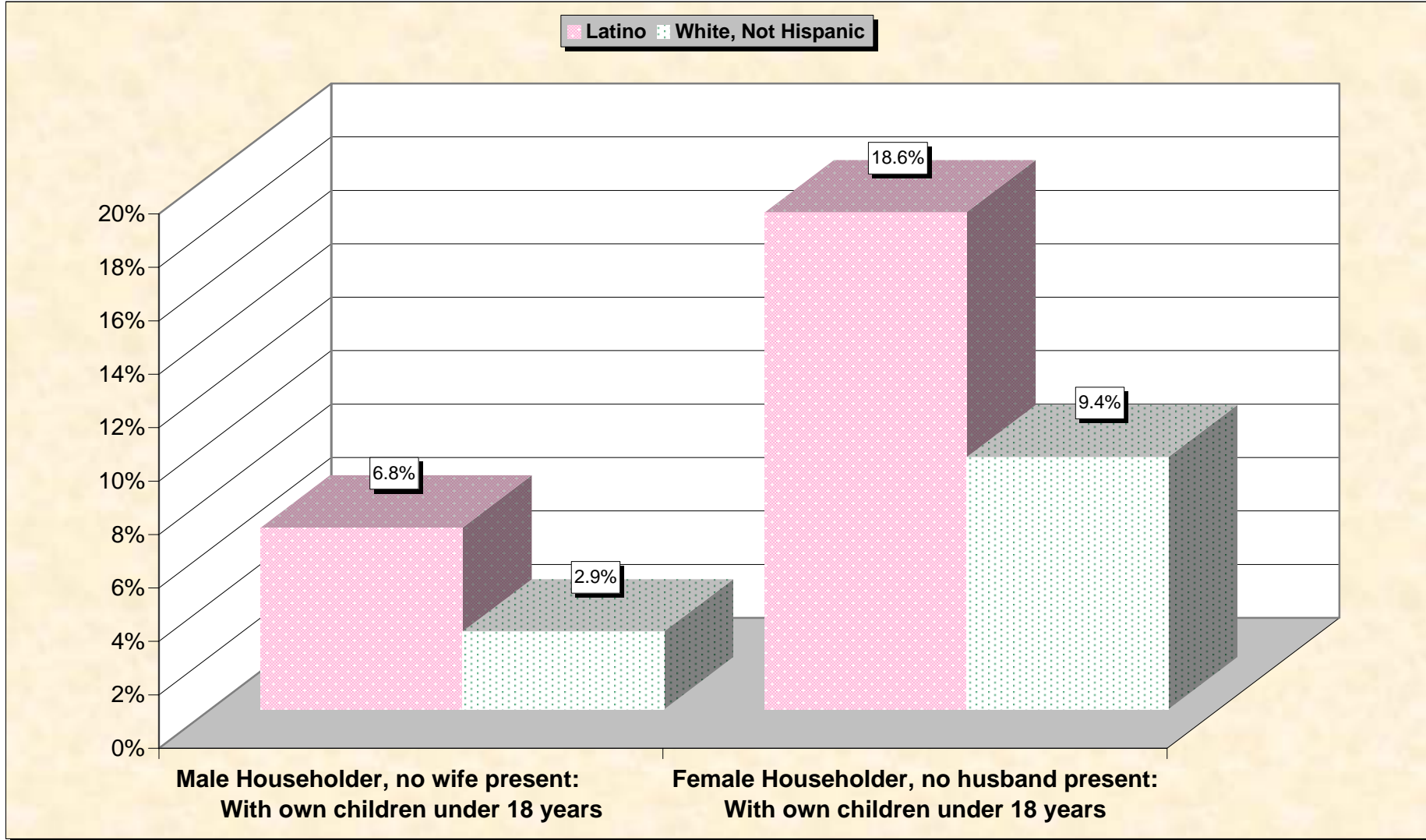
# **Selected Socio-Economic Data**

## **Aransas County, Texas**

### **Latino and White, Not Hispanic**

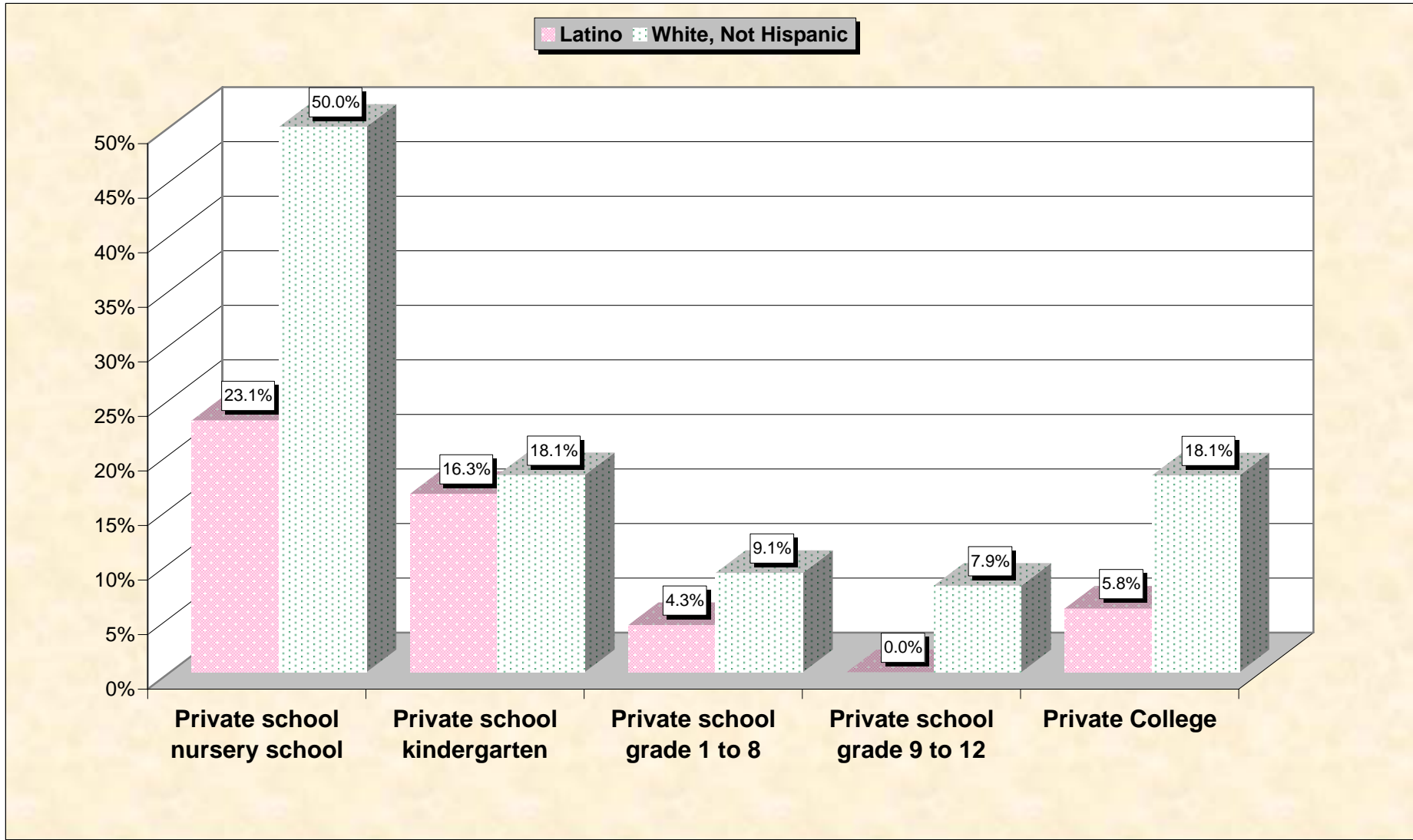
**Data Set: Census 2000 Summary File 3 (SF 3) - Sample Data**

# Chart 1 -- Single-Parent Family Households (Householder 15 to 64 years) Aransas County, Texas



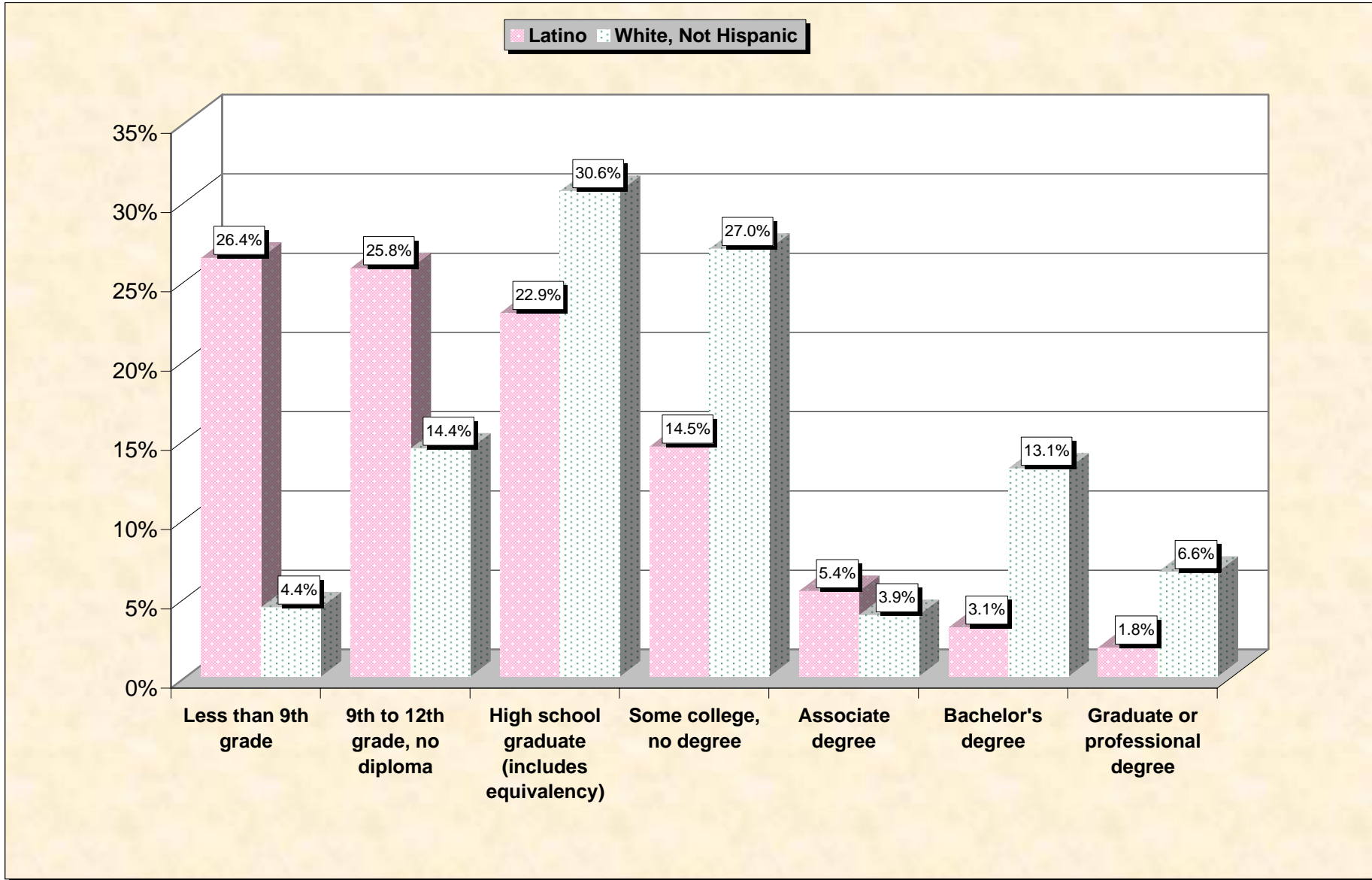
Source: Data Set: Census 2000 Summary File 3 (SF 3) - Sample Data - P146H. HOUSEHOLDS BY AGE OF HOUSEHOLDER BY HOUSEHOLD TYPE (INCLUDING LIVING ALONE) BY PRESENCE OF OWN CHILDREN UNDER 18 YEARS (HISPANIC OR LATINO HOUSEHOLDER) [31] - Universe: Households with a householder who is Hispanic or Latino; P146I. HOUSEHOLDS BY AGE OF HOUSEHOLDER BY HOUSEHOLD TYPE (INCLUDING LIVING ALONE) BY PRESENCE OF OWN CHILDREN UNDER 18 YEARS (WHITE ALONE, NOT HISPANIC OR LATINO HOUSEHOLDER) [31] - Universe: Households with a householder who is White alone, not Hispanic or Latino.

## Chart 2 -- Private School Enrollment (3 years and over) Aransas County, Texas



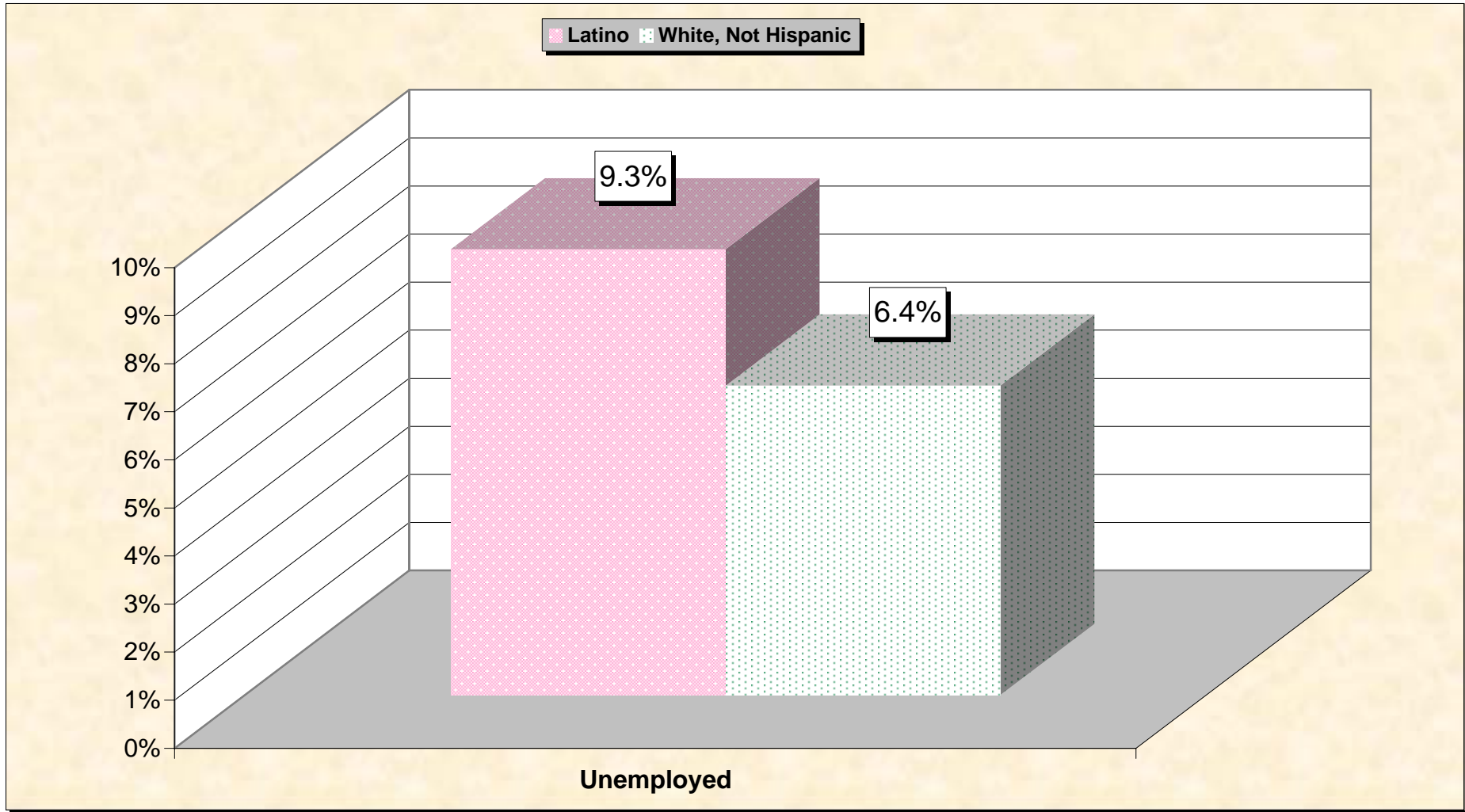
Source: Data Set: Census 2000 Summary File 3 (SF 3) - Sample Data -- P147H. SCHOOL ENROLLMENT BY LEVEL OF SCHOOL BY TYPE OF SCHOOL FOR THE POPULATION 3 YEARS AND OVER (HISPANIC OR LATINO) [17] - Universe: Hispanic or Latino population 3 years and over; P147I. SCHOOL ENROLLMENT BY LEVEL OF SCHOOL BY TYPE OF SCHOOL FOR THE POPULATION 3 YEARS AND OVER (WHITE ALONE, NOT HISPANIC OR LATINO) [17] - Universe: White alone, not Hispanic or Latino population 3 years and over.

# Chart 3 -- Educational Attainment (25 years and over) Aransas County, Texas



Source: Data Set: Census 2000 Summary File 3 (SF 3) - Sample Data -- P148H. SEX BY EDUCATIONAL ATTAINMENT FOR THE POPULATION 25 YEARS AND OVER (HISPANIC OR LATINO ) [17] - Universe: Hispanic or Latino population 25 years and over; P148I. SEX BY EDUCATIONAL ATTAINMENT FOR THE POPULATION 25 YEARS AND OVER (WHITE ALONE, NOT HISPANIC OR LATINO) [17] - Universe: White alone, not Hispanic or Latino population 25 years and over.

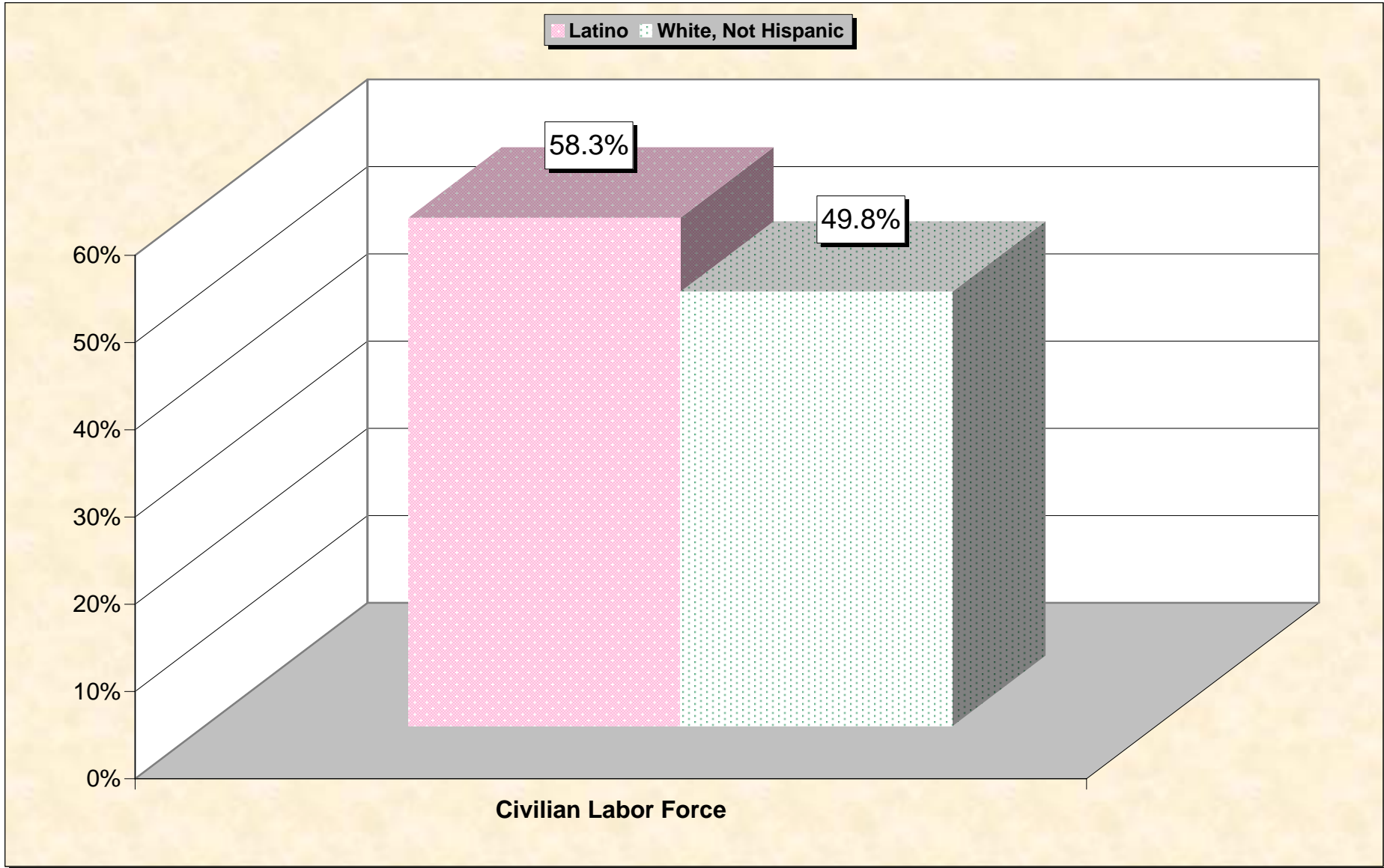
# Chart 4 -- Unemployment Rate (Civilian Labor Force) Aransas County, Texas



**Note:** Unemployment rate is defined as a percentage of the civilian labor force.

Source: Data Set: Census 2000 Summary File 3 (SF 3) - Sample Data -- P150H. SEX BY EMPLOYMENT STATUS FOR THE POPULATION 16 YEARS AND OVER (HISPANIC OR LATINO ) [15] - Universe: Hispanic or Latino population 16 years and over; P150I. SEX BY EMPLOYMENT STATUS FOR THE POPULATION 16 YEARS AND OVER (WHITE ALONE, NOT HISPANIC OR LATINO) [15] - Universe: White alone, not Hispanic or Latino population 16 years and over

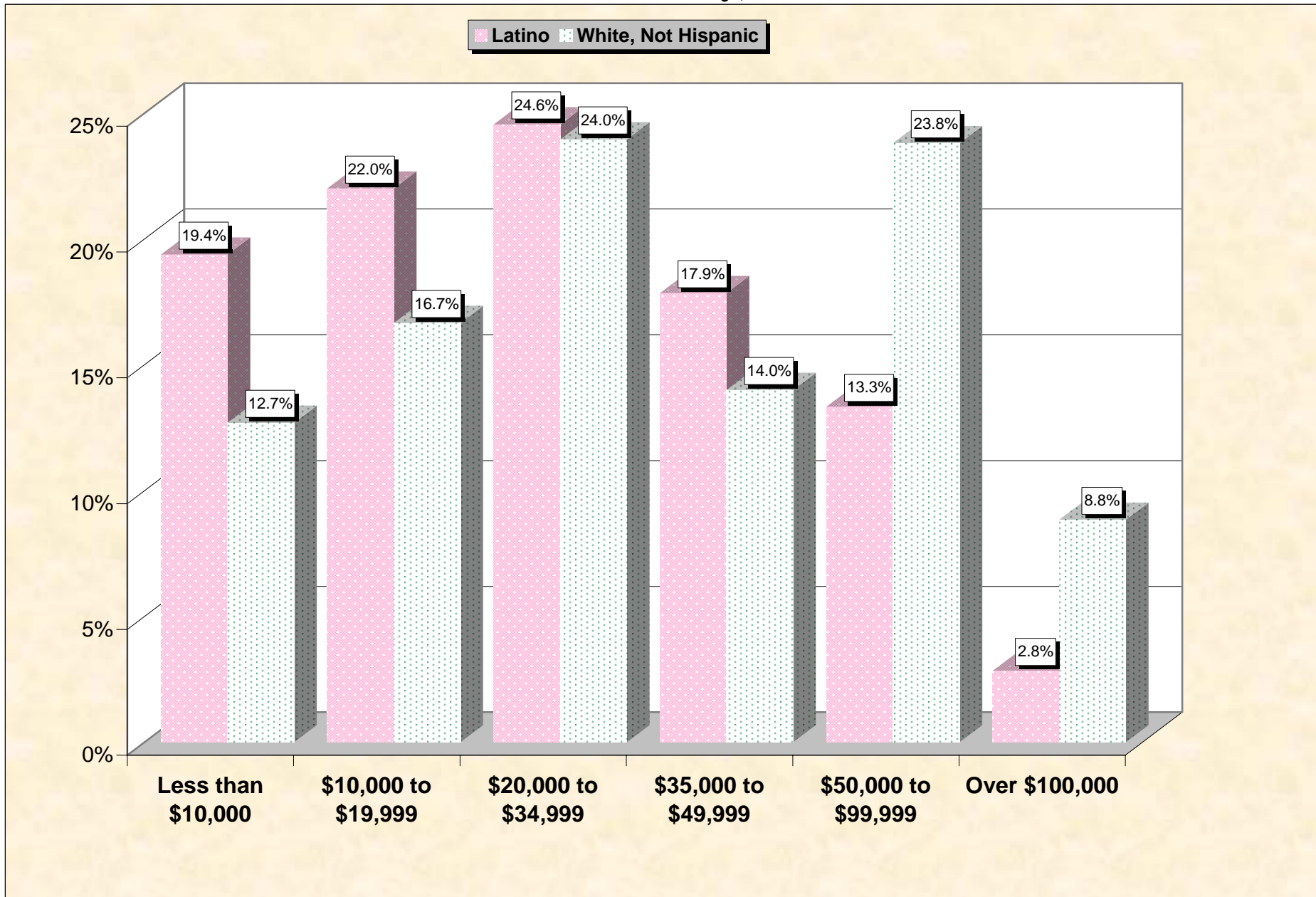
# Chart 5 -- Labor Force Participation (Civilian Labor Force) Aransas County, Texas



**Note:** Labor force participation rate is defined as a percentage of the civilian population over 16.

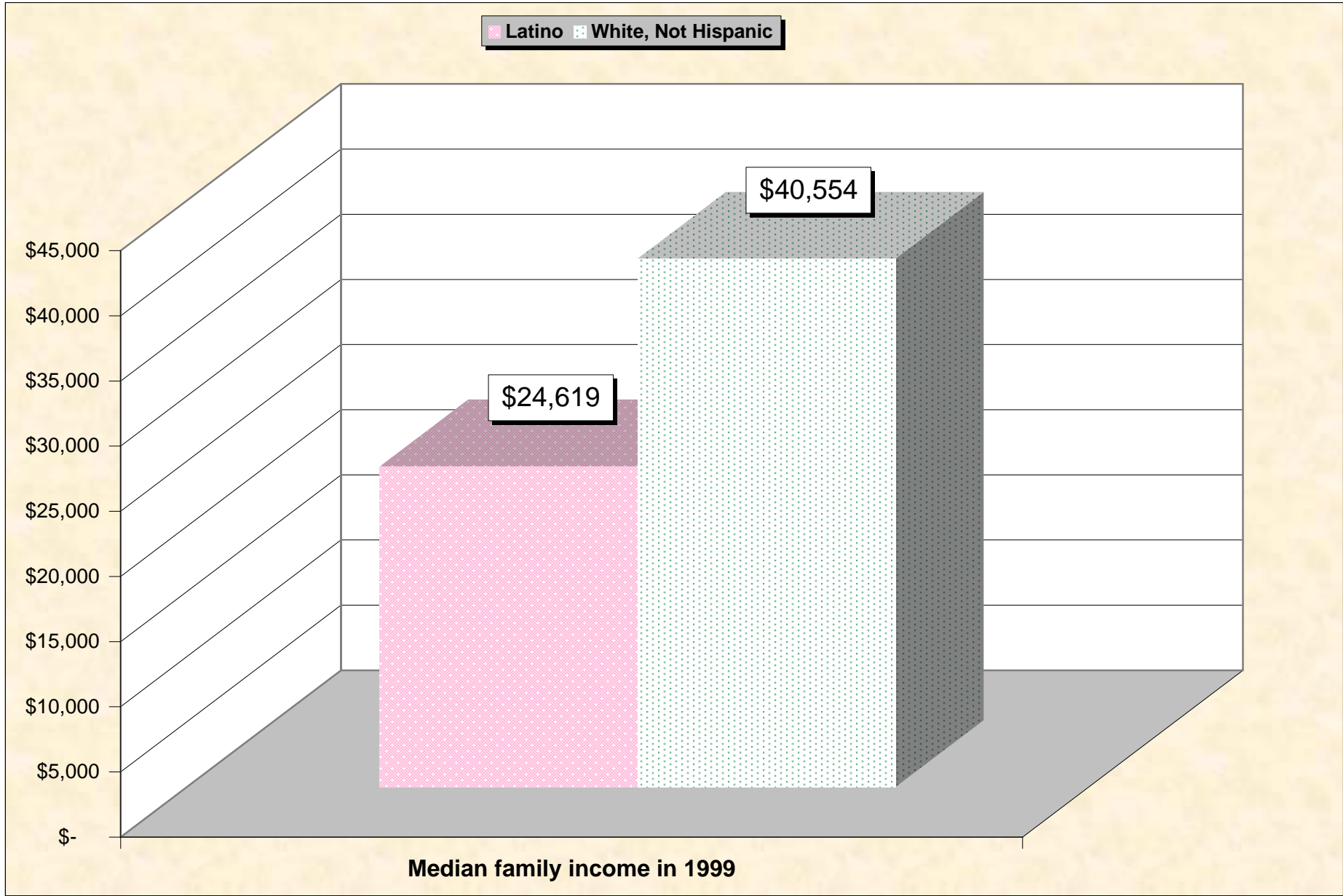
Source: Data Set: Census 2000 Summary File 3 (SF 3) - Sample Data -- P150H. SEX BY EMPLOYMENT STATUS FOR THE POPULATION 16 YEARS AND OVER (HISPANIC OR LATINO ) [15] - Universe: Hispanic or Latino population 16 years and over; P150I. SEX BY EMPLOYMENT STATUS FOR THE POPULATION 16 YEARS AND OVER (WHITE ALONE, NOT HISPANIC OR LATINO) [15] - Universe: White alone, not Hispanic or Latino population 16 years and over

## Chart 6 -- Household Income in 1999 Aransas County, Texas



Source: Data Set: Census 2000 Summary File 3 (SF 3) - Sample Data -- P151H. HOUSEHOLD INCOME IN 1999 (HISPANIC OR LATINO HOUSEHOLDER) [17] - Universe: Households with a householder who is Hispanic or Latino; P151I. HOUSEHOLD INCOME IN 1999 (WHITE ALONE, NOT HISPANIC OR LATINO HOUSEHOLDER) [17] - Universe: Households with a householder who is White alone, not Hispanic or Latino

# Chart 7 -- Median Family Income In 1999 Aransas County, Texas

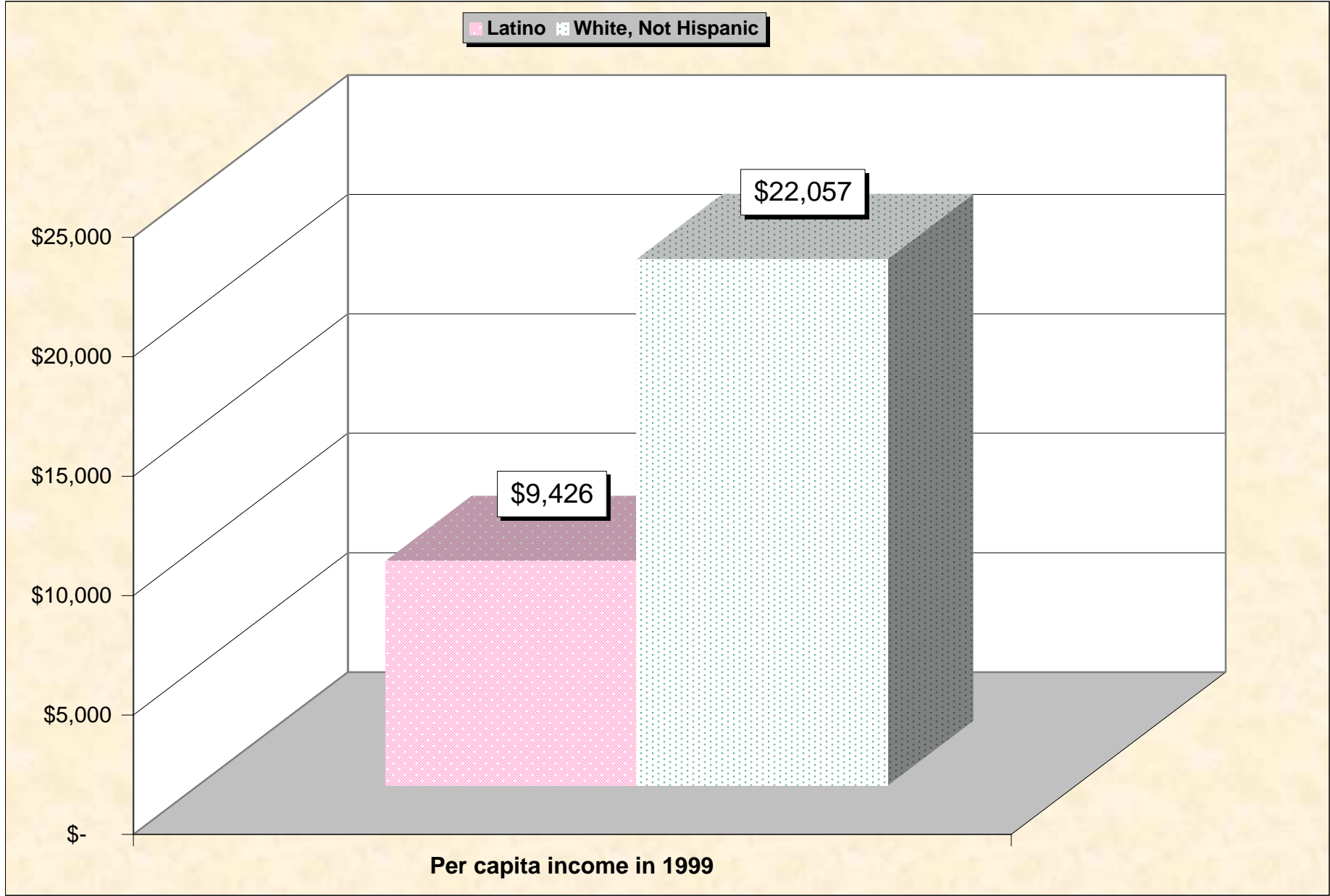


Source: Data Set: Census 2000 Summary File 3 (SF 3) - Sample Data -- P155H. MEDIAN FAMILY INCOME IN 1999 (DOLLARS) (HISPANIC OR LATINO HOUSEHOLDER) [1] - Universe: Families with a householder who is Hispanic or Latino ; P155I. MEDIAN FAMILY INCOME IN 1999 (DOLLARS) (WHITE ALONE, NOT HISPANIC OR LATINO HOUSEHOLDER) [1] - Universe: Families with a householder who is White alone, not Hispanic or Latino



# Chart 8 -- Per Capita Income In 1999

## Aransas County, Texas



Source: Data Set: Census 2000 Summary File 3 (SF 3) - Sample Data -- P157H. PER CAPITA INCOME IN 1999 (DOLLARS) (HISPANIC OR LATINO ) [1] - Universe: Hispanic or Latino population; P157I. PER CAPITA INCOME IN 1999 (DOLLARS) (WHITE ALONE, NOT HISPANIC OR LATINO) [1] - Universe: White alone, not Hispanic or Latino population

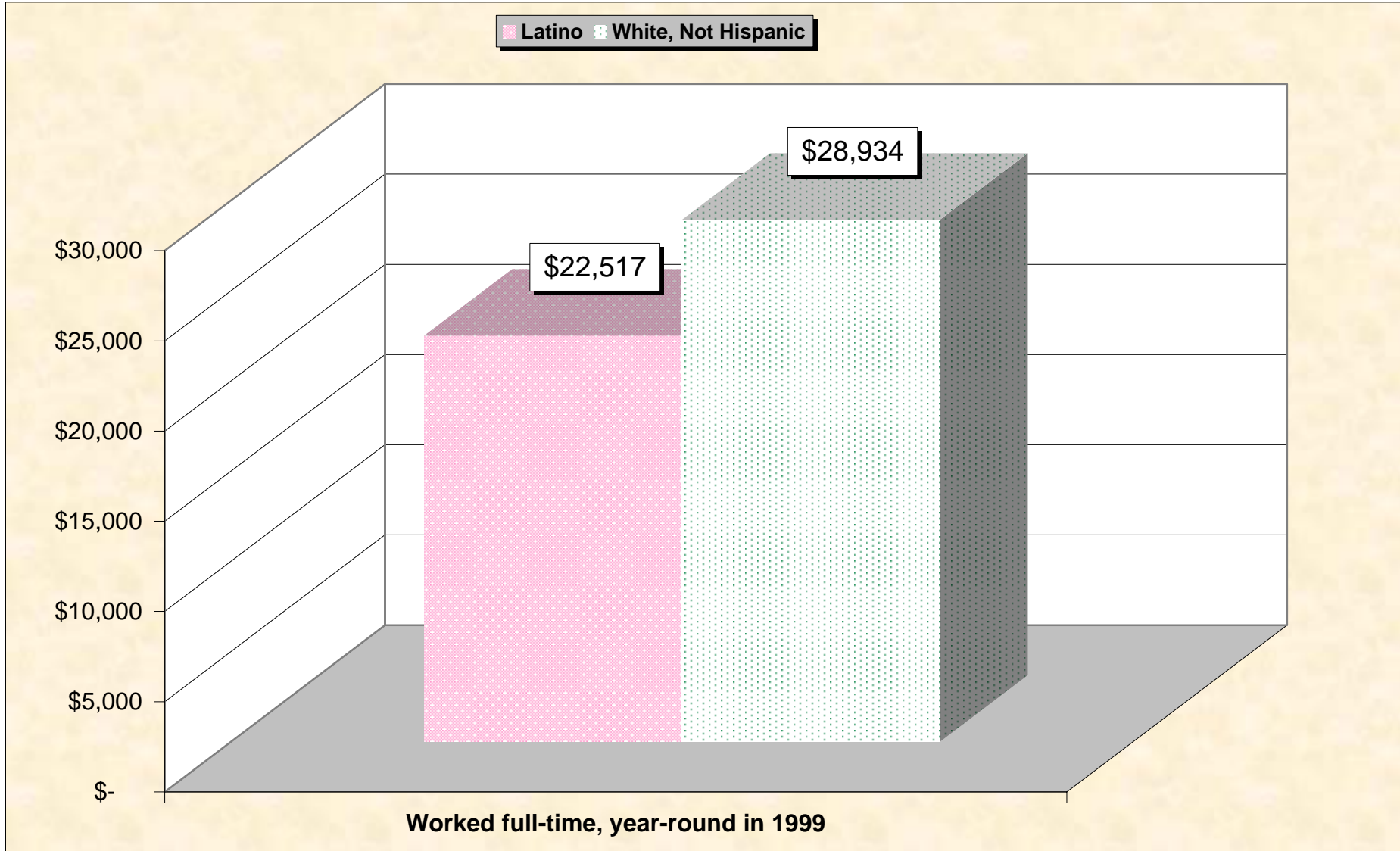
# Chart 9 -- Income in 1999 Below Poverty Level by Age Aransas County, Texas



Source: Data Set: Census 2000 Summary File 3 (SF 3) - Sample Data -- P159H. POVERTY STATUS IN 1999 BY AGE (HISPANIC OR LATINO ) [17] - Universe: Hispanic or Latino population for whom poverty status is determined;P159I. POVERTY STATUS IN 1999 BY AGE (WHITE ALONE, NOT HISPANIC OR LATINO) [17] - Universe: White alone, not Hispanic or Latino population for whom poverty status is determined.

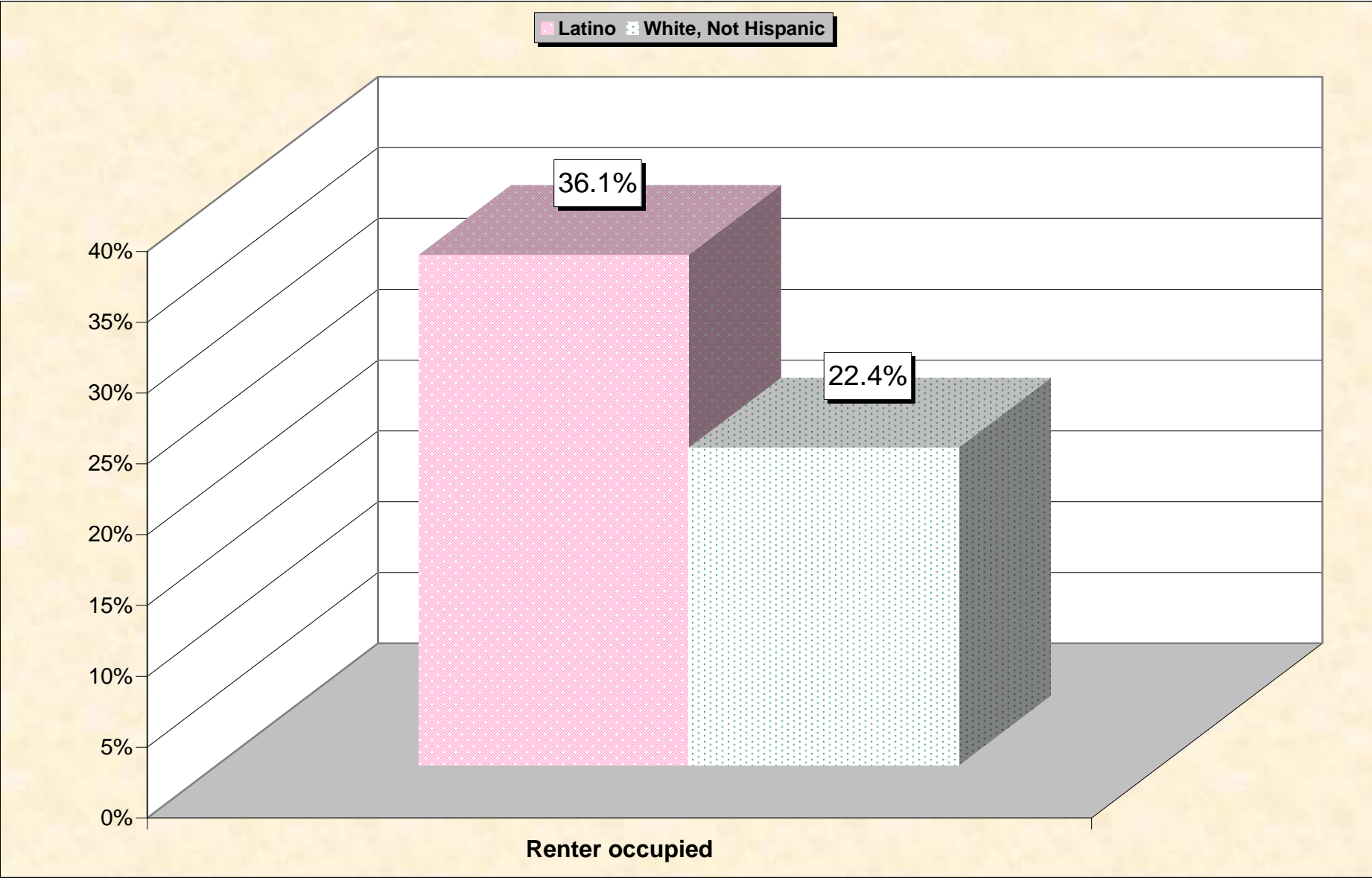
# Chart 10 -- Median Earnings in 1999

## Aransas County, Texas



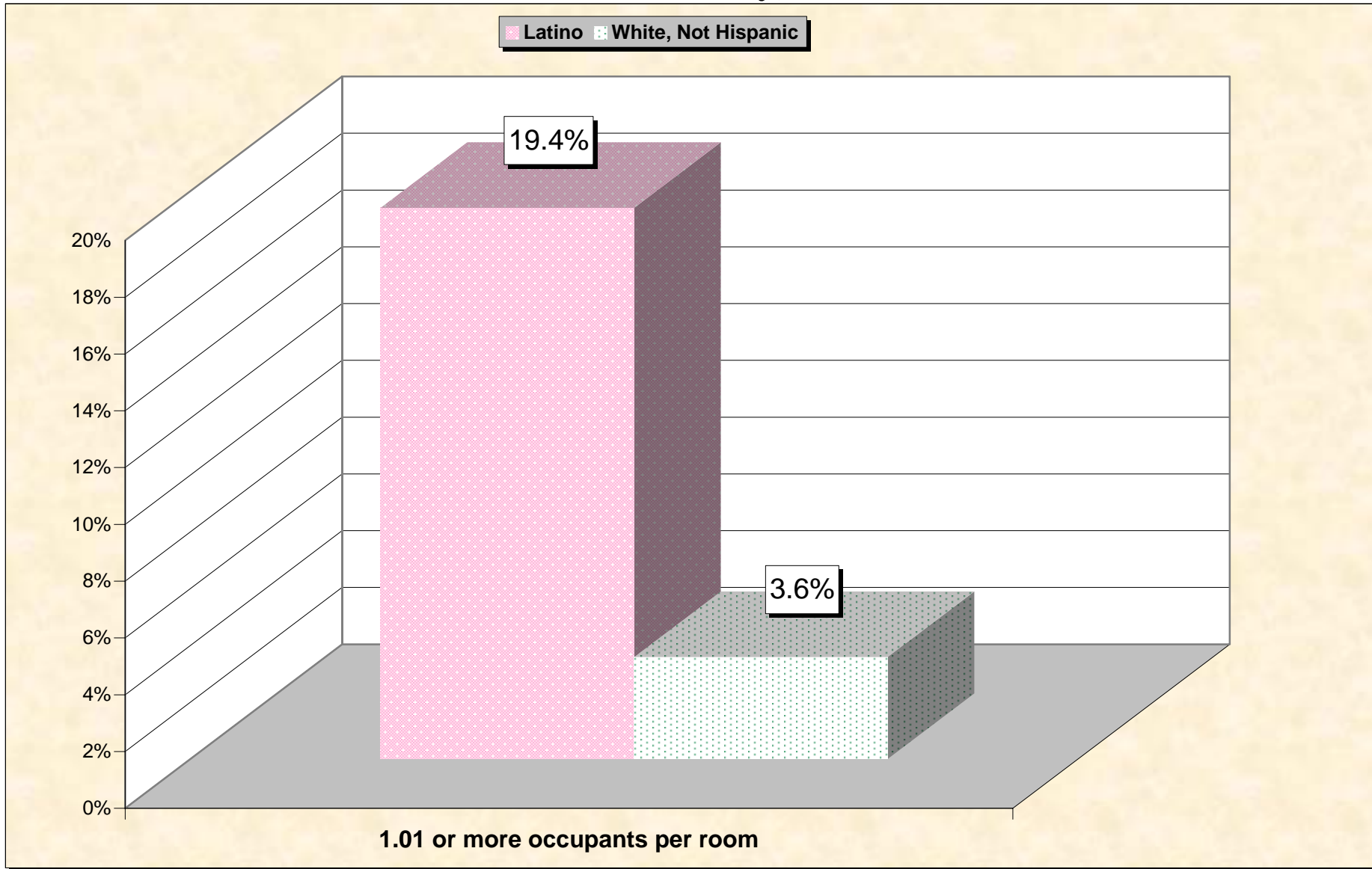
Source: Data Set: Census 2000 Summary File 3 (SF 3) - Sample Data -- PCT74H. MEDIAN EARNINGS IN 1999 (DOLLARS) BY WORK EXPERIENCE IN 1999 BY SEX FOR THE POPULATION 16 YEARS AND OVER WITH EARNINGS (HISPANIC OR LATINO ) [6] - Universe: Hispanic or Latino population 16 years and over with earnings in 1999; PCT74I. MEDIAN EARNINGS IN 1999 (DOLLARS) BY WORK EXPERIENCE IN 1999 BY SEX FOR THE POPULATION 16 YEARS AND OVER WITH EARNINGS (WHITE ALONE, NOT HISPANIC OR LATINO) [6] - Universe: White alone, not Hispanic or Latino population 16 years and over with earnings in 1999

# Chart 11 -- Renter-Occupied Housing Aransas County, Texas



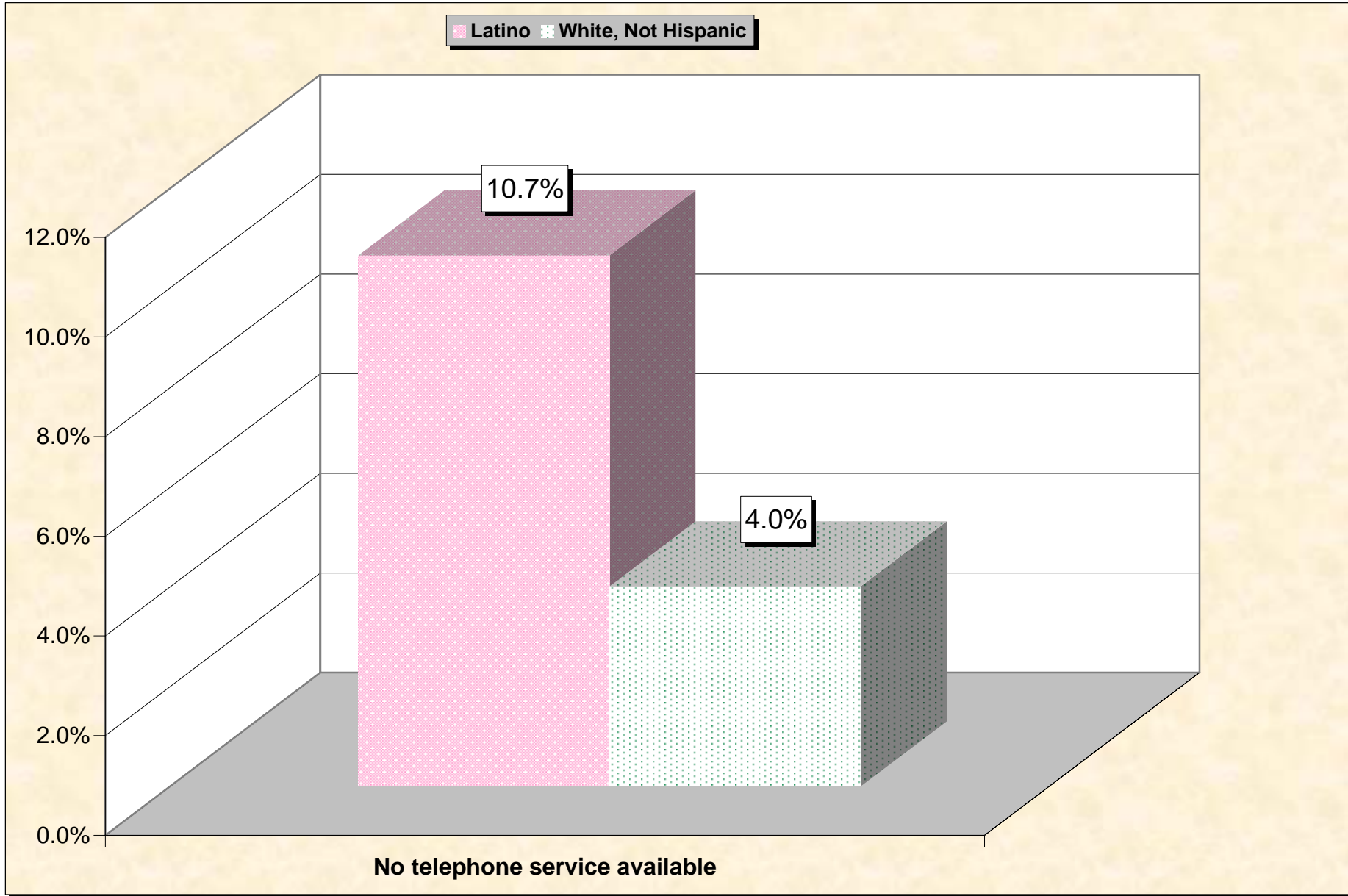
Source: Data Set: Census 2000 Summary File 3 (SF 3) - Sample Data -- H12. TENURE (HISPANIC OR LATINO HOUSEHOLDER) [3] - Universe: Occupied housing units with a householder who is Hispanic or Latino; H13. TENURE (WHITE ALONE, NOT HISPANIC OR LATINO HOUSEHOLDER) [3] - Universe: Occupied housing units with a householder who is White alone, not Hispanic or Latino.

# Chart 12 -- Occupants Per Room (Crowding) by Household Aransas County, Texas



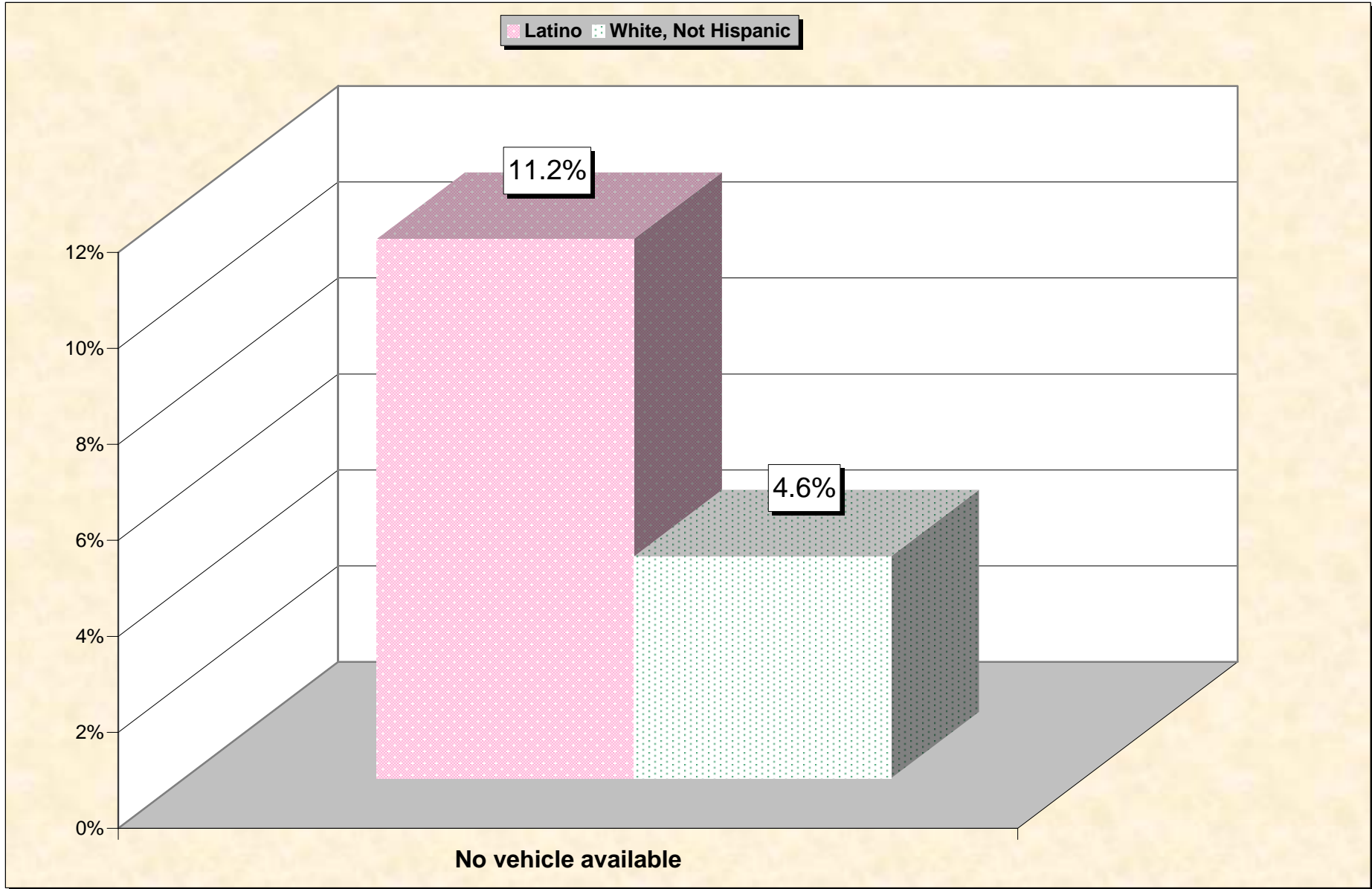
Source: Data Set: Census 2000 Summary File 3 (SF 3) - Sample Data -- HCT29H. OCCUPANTS PER ROOM (HISPANIC OR LATINO HOUSEHOLDER) [3] - Universe: Occupied housing units with a householder who is Hispanic or Latino; HCT29I. OCCUPANTS PER ROOM (WHITE ALONE, NOT HISPANIC OR LATINO HOUSEHOLDER) [3] - Universe: Occupied housing units with a householder who is White alone, not Hispanic or Latino

# Chart 13 -- Lack of Telephone Service by Household Aransas County, Texas



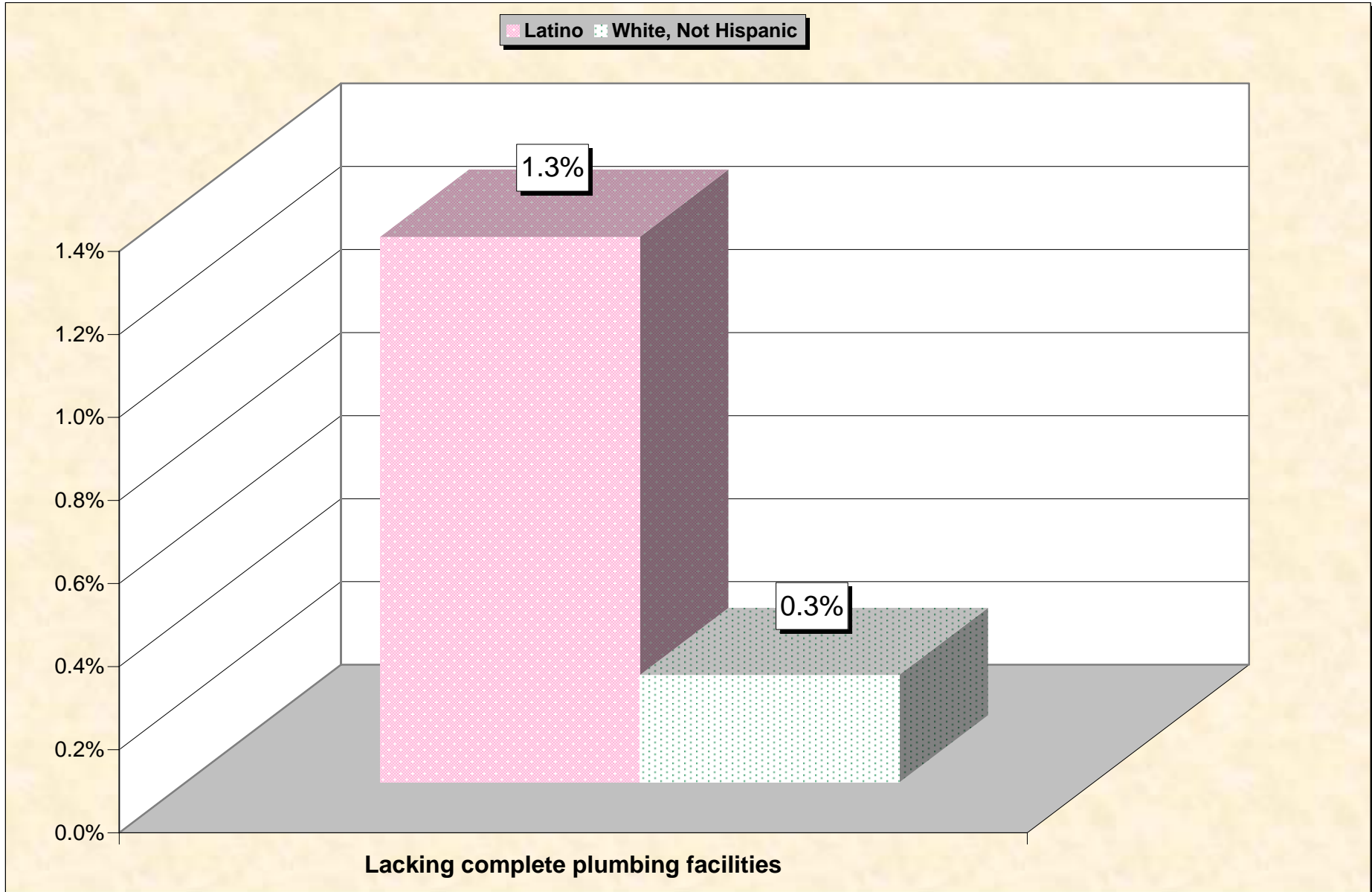
Source: Data Set: Census 2000 Summary File 3 (SF 3) - Sample Data -- HCT32H. TELEPHONE SERVICE AVAILABLE (HISPANIC OR LATINO HOUSEHOLDER) [3] - Universe: Occupied housing units with a householder who is Hispanic or Latino; HCT32I. TELEPHONE SERVICE AVAILABLE (WHITE ALONE, NOT HISPANIC OR LATINO HOUSEHOLDER) [3] - Universe: Occupied housing units with a householder who is White alone, not Hispanic or Latino

# Chart 14 -- Lack of Vehicle By Household Aransas County, Texas



Source: Data Set: Census 2000 Summary File 3 (SF 3) - Sample Data -- HCT33H. VEHICLES AVAILABLE (HISPANIC OR LATINO HOUSEHOLDER) [3] - Universe: Occupied housing units with a householder who is Hispanic or Latino;; HCT33I. VEHICLES AVAILABLE (WHITE ALONE, NOT HISPANIC OR LATINO HOUSEHOLDER) [3] - Universe: Occupied housing units with a householder who is White alone, not Hispanic or Latino

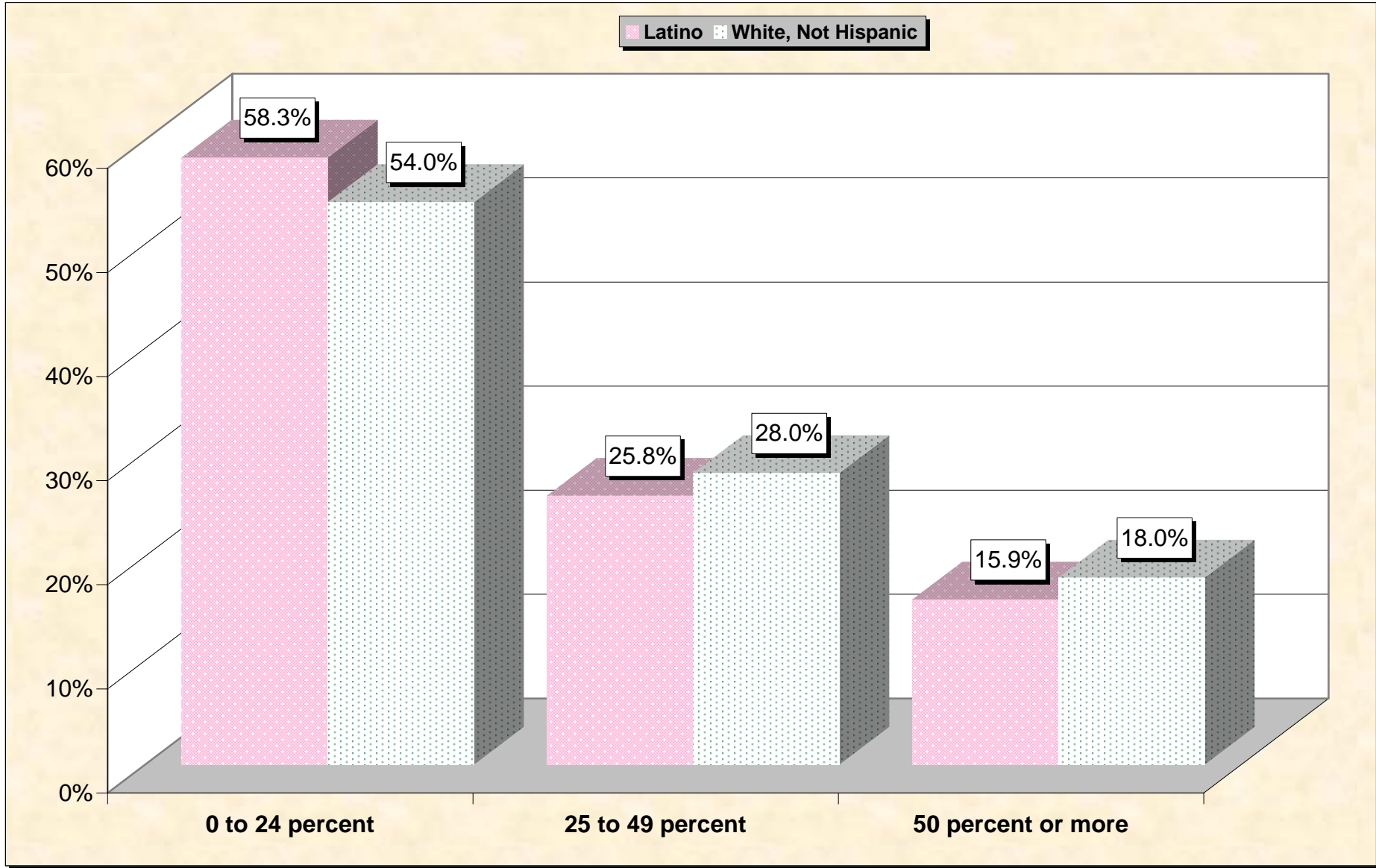
# Chart 15 -- Lack of Plumbing By Household Aransas County, Texas



Source: Data Set: Census 2000 Summary File 3 (SF 3) - Sample Data -- HCT34H. PLUMBING FACILITIES (HISPANIC OR LATINO HOUSEHOLDER) [3] - Universe: Occupied housing units with a householder who is Hispanic or Latino; HCT34I. PLUMBING FACILITIES (WHITE ALONE, NOT HISPANIC OR LATINO HOUSEHOLDER) [3] - Universe: Occupied housing units with a householder who is White alone, not Hispanic or Latino.

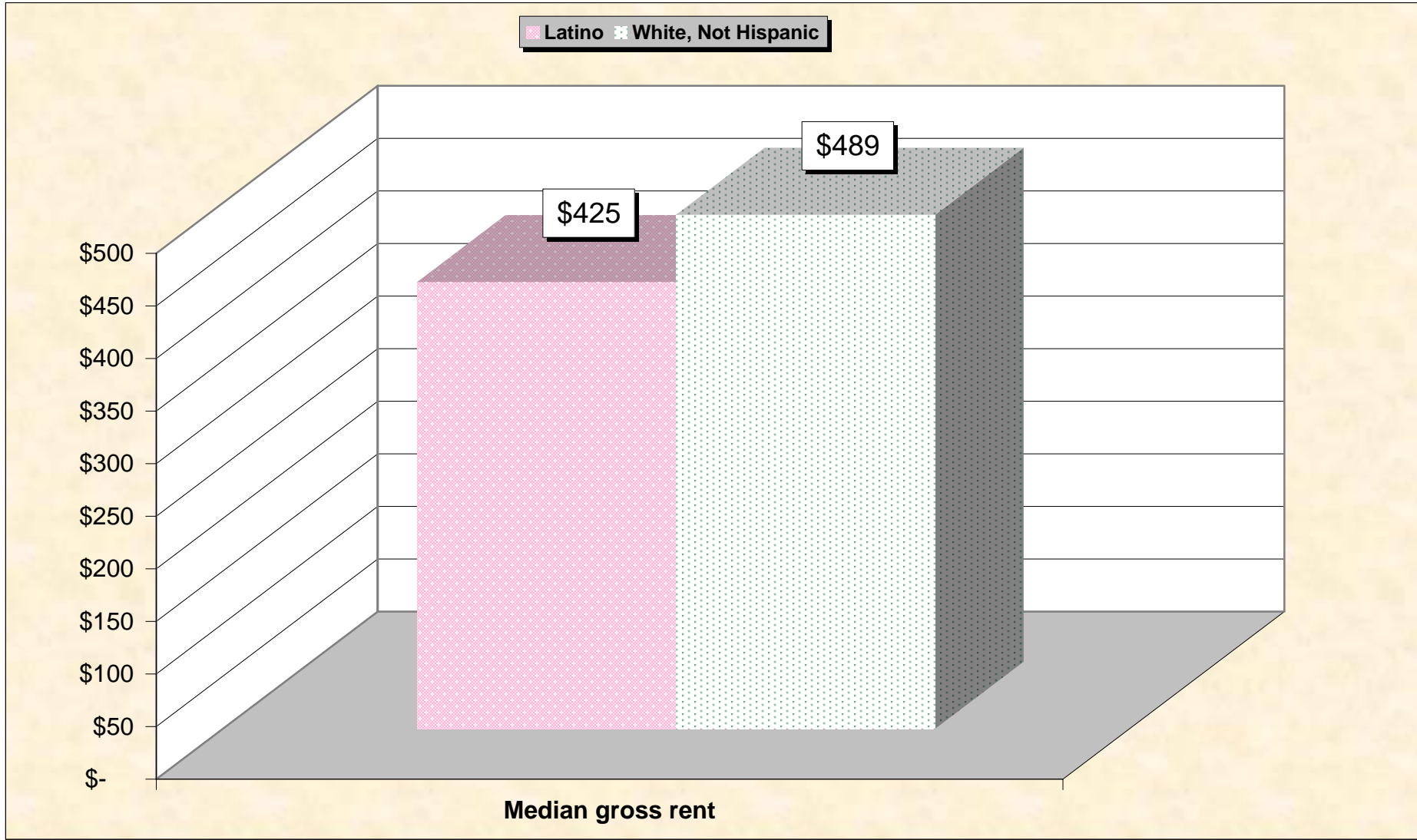


# Chart 16 -- Gross Rent as a Percentage of Household Income in 1999 Aransas County, Texas



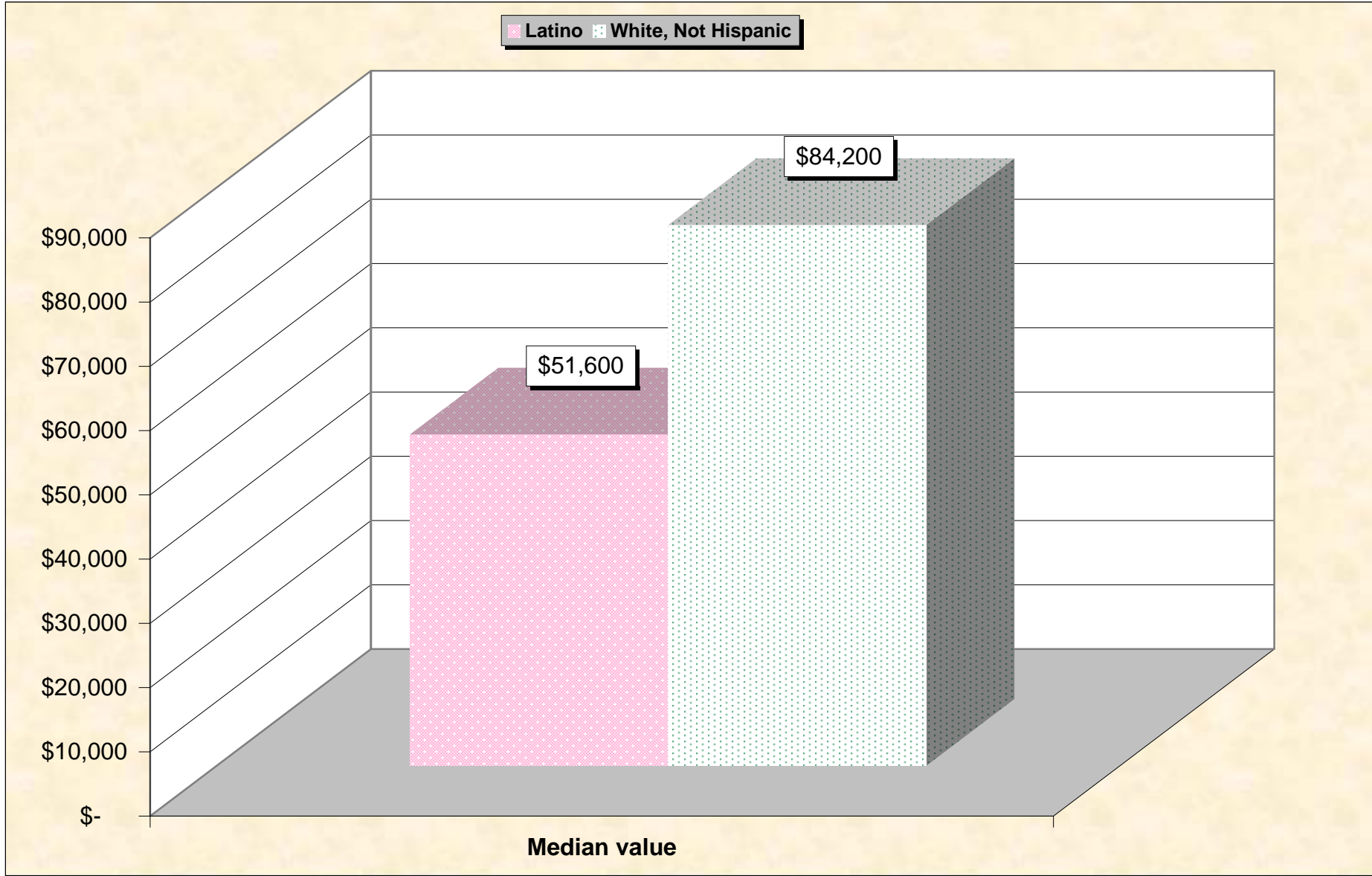
Source: Data Set: Census 2000 Summary File 3 (SF 3) - Sample Data -- HCT39H. GROSS RENT AS A PERCENTAGE OF HOUSEHOLD INCOME IN 1999 (HISPANIC OR LATINO HOUSEHOLDER) [11] - Universe: Specified renter-occupied housing units with a householder who is Hispanic or Latino; HCT39I. GROSS RENT AS A PERCENTAGE OF HOUSEHOLD INCOME IN 1999 (WHITE ALONE, NOT HISPANIC OR LATINO HOUSEHOLDER) [11] - Universe: Specified renter-occupied housing units with a householder who is White alone, not Hispanic or Latino.

# Chart 17 -- Median Gross Rent By Household Aransas County, Texas



Source: Data Set: Census 2000 Summary File 3 (SF 3) - Sample Data -- HCT37H. MEDIAN GROSS RENT (DOLLARS) (HISPANIC OR LATINO HOUSEHOLDER) [1] - Universe: Specified renter-occupied housing units paying cash rent with a householder who is Hispanic or Latino; HCT37I. MEDIAN GROSS RENT (DOLLARS) (WHITE ALONE, NOT HISPANIC OR LATINO HOUSEHOLDER) [1] - Universe: Specified renter-occupied housing units paying cash rent with a householder who is White alone, not Hispanic or Latino

# Chart 18 -- Median Home Value By Household Aransas County, Texas



Source: Data Set: Census 2000 Summary File 3 (SF 3) - Sample Data -- HCT42H. MEDIAN VALUE (DOLLARS) (HISPANIC OR LATINO HOUSEHOLDER) [1] - Universe: Specified owner-occupied housing units with a householder who is Hispanic or Latino; HCT42I. MEDIAN VALUE (DOLLARS) (WHITE ALONE, NOT HISPANIC OR LATINO HOUSEHOLDER) [1] - Universe: Specified owner-occupied housing units with a householder who is White alone, not Hispanic or Latino

## HOUSEHOLDS BY AGE OF HOUSEHOLDER BY HOUSEHOLD TYPE (INCLUDING LIVING ALONE) BY PRESENCE OF OWN CHILDREN UNDER 18 YEARS

Source data for Chart 1

|                                         | Latino<br>Aransas County,<br>Texas | White, Not Hispanic<br>Aransas County,<br>Texas |
|-----------------------------------------|------------------------------------|-------------------------------------------------|
| Total:                                  | 1,372                              | 7,369                                           |
| Householder 15 to 64 years:             | 1,153                              | 4,789                                           |
| Family households:                      | 1,000                              | 3,466                                           |
| Married-couple family:                  | 703                                | 2,827                                           |
| With own children under 18 years        | 470                                | 1,205                                           |
| No own children under 18 years          | 233                                | 1,622                                           |
| Other family:                           | 297                                | 639                                             |
| Male householder, no wife present:      | 94                                 | 176                                             |
| With own children under 18 years        | 68                                 | 101                                             |
| No own children under 18 years          | 26                                 | 75                                              |
| Female householder, no husband present: | 203                                | 463                                             |
| With own children under 18 years        | 186                                | 327                                             |
| No own children under 18 years          | 17                                 | 136                                             |
| Nonfamily households:                   | 153                                | 1,323                                           |
| Householder living alone                | 144                                | 1,022                                           |
| Householder not living alone            | 9                                  | 301                                             |
| Householder 65 years and over:          | 219                                | 2,580                                           |
| Family households:                      | 156                                | 1,478                                           |
| Married-couple family:                  | 130                                | 1,296                                           |
| With own children under 18 years        | 13                                 | 0                                               |
| No own children under 18 years          | 117                                | 1,296                                           |
| Other family:                           | 26                                 | 182                                             |
| Male householder, no wife present:      | 15                                 | 40                                              |
| With own children under 18 years        | 0                                  | 0                                               |
| No own children under 18 years          | 15                                 | 40                                              |
| Female householder, no husband present: | 11                                 | 142                                             |
| With own children under 18 years        | 0                                  | 0                                               |
| No own children under 18 years          | 11                                 | 142                                             |
| Nonfamily households:                   | 63                                 | 1,102                                           |
| Householder living alone                | 60                                 | 1,024                                           |
| Householder not living alone            | 3                                  | 78                                              |

Source: Data Set: Census 2000 Summary File 3 (SF 3) - Sample Data - P146H. HOUSEHOLDS BY AGE OF HOUSEHOLDER BY HOUSEHOLD TYPE (INCLUDING LIVING ALONE) BY PRESENCE OF OWN CHILDREN UNDER 18 YEARS (HISPANIC OR LATINO HOUSEHOLDER) [31] - Universe: Households with a householder who is Hispanic or Latino; P146I. HOUSEHOLDS BY AGE OF HOUSEHOLDER BY HOUSEHOLD TYPE (INCLUDING LIVING ALONE) BY PRESENCE OF OWN CHILDREN UNDER 18 YEARS (WHITE ALONE, NOT HISPANIC OR LATINO HOUSEHOLDER) [31] - Universe: Households with a householder who is White alone, not Hispanic or Latino.

## SCHOOL ENROLLMENT BY LEVEL OF SCHOOL BY TYPE OF SCHOOL FOR THE POPULATION 3 YEARS AND OVER

### Source data for Chart 2

|                                        | Latino<br>Aransas County,<br>Texas | White, Not Hispanic<br>Aransas County,<br>Texas |
|----------------------------------------|------------------------------------|-------------------------------------------------|
| Total:                                 | 4,313                              | 16,053                                          |
| Enrolled in nursery school, preschool: | 91                                 | 180                                             |
| Public school                          | 70                                 | 90                                              |
| Private school                         | 21                                 | 90                                              |
| Enrolled in kindergarten:              | 104                                | 166                                             |
| Public school                          | 87                                 | 136                                             |
| Private school                         | 17                                 | 30                                              |
| Enrolled in grade 1 to grade 8:        | 787                                | 1,516                                           |
| Public school                          | 753                                | 1,378                                           |
| Private school                         | 34                                 | 138                                             |
| Enrolled in grade 9 to grade 12:       | 451                                | 832                                             |
| Public school                          | 451                                | 766                                             |
| Private school                         | 0                                  | 66                                              |
| Enrolled in college:                   | 103                                | 349                                             |
| Public school                          | 97                                 | 286                                             |
| Private school                         | 6                                  | 63                                              |
| Not enrolled in school                 | 2,777                              | 13,010                                          |

*Source: Data Set: Census 2000 Summary File 3 (SF 3) - Sample Data - P146H. HOUSEHOLDS BY AGE OF HOUSEHOLDER BY HOUSEHOLD TYPE (INCLUDING LIVING ALONE) BY PRESENCE OF OWN CHILDREN UNDER 18 YEARS (HISPANIC OR LATINO HOUSEHOLDER) [31] - Universe: Households with a householder who is Hispanic or Latino; P146I. HOUSEHOLDS BY AGE OF HOUSEHOLDER BY HOUSEHOLD TYPE (INCLUDING LIVING ALONE) BY PRESENCE OF OWN CHILDREN UNDER 18 YEARS (WHITE ALONE, NOT HISPANIC OR LATINO HOUSEHOLDER) [31] - Universe: Households with a householder who is White alone, not Hispanic or Latino.*

## SEX BY EDUCATIONAL ATTAINMENT FOR THE POPULATION 25 YEARS AND OVER

### Source data for Chart 3

|                                             | Latino<br>Aransas County,<br>Texas | White, Not Hispanic<br>Aransas County,<br>Texas |
|---------------------------------------------|------------------------------------|-------------------------------------------------|
| Total:                                      | 2,445                              | 12,469                                          |
| Male:                                       | 1,187                              | 6,103                                           |
| Less than 9th grade                         | 322                                | 294                                             |
| 9th to 12th grade, no diploma               | 339                                | 774                                             |
| High school graduate (includes equivalency) | 255                                | 1,773                                           |
| Some college, no degree                     | 167                                | 1,706                                           |
| Associate degree                            | 51                                 | 215                                             |
| Bachelor's degree                           | 30                                 | 900                                             |
| Graduate or professional degree             | 23                                 | 441                                             |
| Female:                                     | 1,258                              | 6,366                                           |
| Less than 9th grade                         | 324                                | 250                                             |
| 9th to 12th grade, no diploma               | 291                                | 1,020                                           |
| High school graduate (includes equivalency) | 306                                | 2,047                                           |
| Some college, no degree                     | 188                                | 1,659                                           |
| Associate degree                            | 81                                 | 269                                             |
| Bachelor's degree                           | 46                                 | 737                                             |
| Graduate or professional degree             | 22                                 | 384                                             |

Source: Data Set: Census 2000 Summary File 3 (SF 3) - Sample Data -- P148H. SEX BY EDUCATIONAL ATTAINMENT FOR THE POPULATION 25 YEARS AND OVER (HISPANIC OR LATINO ) [17] - Universe: Hispanic or Latino population 25 years and over; P148I. SEX BY EDUCATIONAL ATTAINMENT FOR THE POPULATION 25 YEARS AND OVER (WHITE ALONE, NOT HISPANIC OR LATINO) [17] - Universe: White alone, not Hispanic or Latino population 25 years and over.

## SEX BY EMPLOYMENT STATUS FOR THE POPULATION 16 YEARS AND OVER

Source data for Charts 4 and 5

|                    | Latino<br>Aransas County,<br>Texas | White, Not Hispanic<br>Aransas County,<br>Texas |
|--------------------|------------------------------------|-------------------------------------------------|
| Total:             | 3,091                              | 13,822                                          |
| Male:              | 1,490                              | 6,746                                           |
| In labor force:    | 1,047                              | 3,833                                           |
| In Armed Forces    | 14                                 | 61                                              |
| Civilian:          | 1,033                              | 3,772                                           |
| Employed           | 956                                | 3,547                                           |
| Unemployed         | 77                                 | 225                                             |
| Not in labor force | 443                                | 2,913                                           |
| Female:            | 1,601                              | 7,076                                           |
| In labor force:    | 768                                | 3,111                                           |
| In Armed Forces    | 0                                  | 0                                               |
| Civilian:          | 768                                | 3,111                                           |
| Employed           | 678                                | 2,893                                           |
| Unemployed         | 90                                 | 218                                             |
| Not in labor force | 833                                | 3,965                                           |

*Source: Data Set: Census 2000 Summary File 3 (SF 3) - Sample Data -- P150H. SEX BY EMPLOYMENT STATUS FOR THE POPULATION 16 YEARS AND OVER (HISPANIC OR LATINO) [15] - Universe: Hispanic or Latino population 16 years and over; P150I. SEX BY EMPLOYMENT STATUS FOR THE POPULATION 16 YEARS AND OVER (WHITE ALONE, NOT HISPANIC OR LATINO) [15] - Universe: White alone, not Hispanic or Latino population 16 years and over*

## HOUSEHOLD INCOME IN 1999

### Source data for Chart 6

|                        | Latino<br>Aransas County,<br>Texas | White, Not Hispanic<br>Aransas County,<br>Texas |
|------------------------|------------------------------------|-------------------------------------------------|
| Total:                 | 1372                               | 7369                                            |
| Less than \$10,000     | 266                                | 936                                             |
| \$10,000 to \$14,999   | 213                                | 654                                             |
| \$15,000 to \$19,999   | 89                                 | 574                                             |
| \$20,000 to \$24,999   | 123                                | 596                                             |
| \$25,000 to \$29,999   | 106                                | 605                                             |
| \$30,000 to \$34,999   | 108                                | 565                                             |
| \$35,000 to \$39,999   | 84                                 | 357                                             |
| \$40,000 to \$44,999   | 80                                 | 390                                             |
| \$45,000 to \$49,999   | 81                                 | 285                                             |
| \$50,000 to \$59,999   | 109                                | 655                                             |
| \$60,000 to \$74,999   | 40                                 | 509                                             |
| \$75,000 to \$99,999   | 34                                 | 591                                             |
| \$100,000 to \$124,999 | 19                                 | 319                                             |
| \$125,000 to \$149,999 | 6                                  | 68                                              |
| \$150,000 to \$199,999 | 14                                 | 131                                             |
| \$200,000 or more      | 0                                  | 134                                             |

*Source: Data Set: Census 2000 Summary File 3 (SF 3) - Sample Data -- P151H. HOUSEHOLD INCOME IN 1999 (HISPANIC OR LATINO HOUSEHOLDER) [17] - Universe: Households with a householder who is Hispanic or Latino; P151I. HOUSEHOLD INCOME IN 1999 (WHITE ALONE, NOT HISPANIC OR LATINO HOUSEHOLDER) [17] - Universe: Households with a householder who is White alone, not Hispanic or Latino*



## MEDIAN FAMILY INCOME IN 1999

### Source data for Chart 7

|                              | Latino<br>Aransas County,<br>Texas | White, Not Hispanic<br>Aransas County,<br>Texas |
|------------------------------|------------------------------------|-------------------------------------------------|
| Median family income in 1999 | \$ 24,619                          | \$ 40,554                                       |

Source: Data Set: Census 2000 Summary File 3 (SF 3) - Sample Data -- P155H. MEDIAN FAMILY INCOME IN 1999 (DOLLARS) (HISPANIC OR LATINO HOUSEHOLDER) [1] - Universe: Families with a householder who is Hispanic or Latino ; P155I. MEDIAN FAMILY INCOME IN 1999 (DOLLARS) (WHITE ALONE, NOT HISPANIC OR LATINO HOUSEHOLDER) [1] - Universe: Families with a householder who is White alone, not Hispanic or Latino

## PER CAPITA INCOME IN 1999

### Source data for Chart 8

|                           | Latino<br>Aransas County,<br>Texas | White, Not Hispanic<br>Aransas County,<br>Texas |
|---------------------------|------------------------------------|-------------------------------------------------|
| Per capita income in 1999 | \$ 9,426                           | \$ 22,057                                       |

Source: Data Set: Census 2000 Summary File 3 (SF 3) - Sample Data -- P157H. PER CAPITA INCOME IN 1999 (DOLLARS) (HISPANIC OR LATINO ) [1] - Universe: Hispanic or Latino population; P157I. PER CAPITA INCOME IN 1999 (DOLLARS) (WHITE ALONE, NOT HISPANIC OR LATINO) [1] - Universe: White alone, not Hispanic or Latino population

## POVERTY STATUS IN 1999 BY AGE

### Source data for Chart 9

|                                           | Latino<br>Aransas County,<br>Texas | White, Not Hispanic<br>Aransas County,<br>Texas |
|-------------------------------------------|------------------------------------|-------------------------------------------------|
| Total:                                    | 4,547                              | 16,287                                          |
| Income in 1999 below poverty level:       | 1,424                              | 2,429                                           |
| Under 5 years                             | 201                                | 225                                             |
| 5 years                                   | 22                                 | 34                                              |
| 6 to 11 years                             | 262                                | 230                                             |
| 12 to 17 years                            | 180                                | 278                                             |
| 18 to 64 years                            | 687                                | 1,328                                           |
| 65 to 74 years                            | 57                                 | 205                                             |
| 75 years and over                         | 15                                 | 129                                             |
| Income in 1999 at or above poverty level: | 3,123                              | 13,858                                          |
| Under 5 years                             | 218                                | 475                                             |
| 5 years                                   | 36                                 | 113                                             |
| 6 to 11 years                             | 333                                | 734                                             |
| 12 to 17 years                            | 445                                | 1,070                                           |
| 18 to 64 years                            | 1,838                              | 7,919                                           |
| 65 to 74 years                            | 177                                | 2,174                                           |
| 75 years and over                         | 76                                 | 1,373                                           |

Source: Data Set: Census 2000 Summary File 3 (SF 3) - Sample Data -- P159H. POVERTY STATUS IN 1999 BY AGE (HISPANIC OR LATINO ) [17] - Universe: Hispanic or Latino population for whom poverty status is determined;P159I. POVERTY STATUS IN 1999 BY AGE (WHITE ALONE, NOT HISPANIC OR LATINO) [17] - Universe: White alone, not Hispanic or Latino population for whom poverty status is determined.

## MEDIAN EARNINGS IN 1999

### Source data for Chart 10

|                                         | Latino<br>Aransas County,<br>Texas | White, Not Hispanic<br>Aransas County,<br>Texas |
|-----------------------------------------|------------------------------------|-------------------------------------------------|
| Median earnings in 1999 --              |                                    |                                                 |
| Worked full-time, year-round in 1999 -- |                                    |                                                 |
| Total                                   | \$ 22,517                          | \$ 28,934                                       |
| Male                                    | \$ 26,150                          | \$ 34,303                                       |
| Female                                  | \$ 16,875                          | \$ 21,017                                       |
| Other --                                |                                    |                                                 |
| Total                                   | \$ 8,621                           | \$ 8,520                                        |
| Male                                    | \$ 11,625                          | \$ 11,860                                       |
| Female                                  | \$ 7,145                           | \$ 6,975                                        |

Source: Data Set: Census 2000 Summary File 3 (SF 3) - Sample Data -- PCT74H. MEDIAN EARNINGS IN 1999 (DOLLARS) BY WORK EXPERIENCE IN 1999 BY SEX FOR THE POPULATION 16 YEARS AND OVER WITH EARNINGS (HISPANIC OR LATINO ) [6] - Universe: Hispanic or Latino population 16 years and over with earnings in 1999; PCT74I. MEDIAN EARNINGS IN 1999 (DOLLARS) BY WORK EXPERIENCE IN 1999 BY SEX FOR THE POPULATION 16 YEARS AND OVER WITH EARNINGS (WHITE ALONE, NOT HISPANIC OR LATINO) [6] - Universe: White alone, not Hispanic or Latino population 16 years and over with earnings in 1999

## TENURE BY RACE OF HOUSEHOLDER

### Source data for Chart 11

|                 | Latino<br>Aransas County,<br>Texas | White, Not Hispanic<br>Aransas County,<br>Texas |
|-----------------|------------------------------------|-------------------------------------------------|
| Total:          | 1,370                              | 7,348                                           |
| Owner occupied  | 876                                | 5,699                                           |
| Renter occupied | 494                                | 1,649                                           |

Source: Data Set: Census 2000 Summary File 3 (SF 3) - Sample Data -- H12. TENURE (HISPANIC OR LATINO HOUSEHOLDER) [3] - Universe: Occupied housing units with a householder who is Hispanic or Latino; H13. TENURE (WHITE ALONE, NOT HISPANIC OR LATINO HOUSEHOLDER) [3] - Universe: Occupied housing units with a householder who is White alone, not Hispanic or Latino.

## OCCUPANTS PER ROOM

### Source data for Chart 12

|                                 | Latino<br>Aransas County,<br>Texas | White, Not Hispanic<br>Aransas County,<br>Texas |
|---------------------------------|------------------------------------|-------------------------------------------------|
| Total:                          | 1,370                              | 7,348                                           |
| 1.00 or less occupants per room | 1,104                              | 7,084                                           |
| 1.01 or more occupants per room | 266                                | 264                                             |

Source: Data Set: Census 2000 Summary File 3 (SF 3) - Sample Data -- HCT29H. OCCUPANTS PER ROOM (HISPANIC OR LATINO HOUSEHOLDER) [3] - Universe: Occupied housing units with a householder who is Hispanic or Latino; HCT29I. OCCUPANTS PER ROOM (WHITE ALONE, NOT HISPANIC OR LATINO HOUSEHOLDER) [3] - Universe: Occupied housing units with a householder who is White alone, not Hispanic or Latino

## TELEPHONE SERVICE AVAILABLE

### Source data for Chart 13

|                                  | Latino<br>Aransas County,<br>Texas | White, Not Hispanic<br>Aransas County,<br>Texas |
|----------------------------------|------------------------------------|-------------------------------------------------|
| Total:                           | 1,370                              | 7,348                                           |
| With telephone service available | 1,224                              | 7,053                                           |
| No telephone service available   | 146                                | 295                                             |

Source: Data Set: Census 2000 Summary File 3 (SF 3) - Sample Data -- HCT32H. TELEPHONE SERVICE AVAILABLE (HISPANIC OR LATINO HOUSEHOLDER) [3] - Universe: Occupied housing units with a householder who is Hispanic or Latino; HCT32I. TELEPHONE SERVICE AVAILABLE (WHITE ALONE, NOT HISPANIC OR LATINO HOUSEHOLDER) [3] - Universe: Occupied housing units with a householder who is White alone, not Hispanic or Latino

## VEHICLES AVAILABLE

### Source data for Chart 14

|                              | Latino<br>Aransas County,<br>Texas | White, Not Hispanic<br>Aransas County,<br>Texas |
|------------------------------|------------------------------------|-------------------------------------------------|
| Total:                       | 1,370                              | 7,348                                           |
| No vehicle available         | 154                                | 340                                             |
| 1 or more vehicles available | 1,216                              | 7,008                                           |

Source: Data Set: Census 2000 Summary File 3 (SF 3) - Sample Data -- HCT33H. VEHICLES AVAILABLE (HISPANIC OR LATINO HOUSEHOLDER) [3] - Universe: Occupied housing units with a householder who is Hispanic or Latino;; HCT33I. VEHICLES AVAILABLE (WHITE ALONE, NOT HISPANIC OR LATINO HOUSEHOLDER) [3] - Universe: Occupied housing units with a householder who is White alone, not Hispanic or Latino

## PLUMBING FACILITIES

### Source data for Chart 15

|                                      | Latino<br>Aransas County,<br>Texas | White, Not Hispanic<br>Aransas County,<br>Texas |
|--------------------------------------|------------------------------------|-------------------------------------------------|
| Total:                               | 1,370                              | 7,348                                           |
| Complete plumbing facilities         | 1,352                              | 7,053                                           |
| Lacking complete plumbing facilities | 18                                 | 295                                             |

Source: Data Set: Census 2000 Summary File 3 (SF 3) - Sample Data -- HCT34H. PLUMBING FACILITIES (HISPANIC OR LATINO HOUSEHOLDER) [3] - Universe: Occupied housing units with a householder who is Hispanic or Latino; HCT34I. PLUMBING FACILITIES (WHITE ALONE, NOT HISPANIC OR LATINO HOUSEHOLDER) [3] - Universe: Occupied housing units with a householder who is White alone, not Hispanic or Latino.

## GROSS RENT AS A PERCENTAGE OF HOUSEHOLD INCOME IN 1999

### Source data for Chart 16

|                      | Latino<br>Aransas County,<br>Texas | White, Not Hispanic<br>Aransas County,<br>Texas |
|----------------------|------------------------------------|-------------------------------------------------|
| Total:               | 494                                | 1,642                                           |
| Less than 10 percent | 39                                 | 140                                             |
| 10 to 14 percent     | 82                                 | 212                                             |
| 15 to 19 percent     | 54                                 | 242                                             |
| 20 to 24 percent     | 53                                 | 143                                             |
| 25 to 29 percent     | 40                                 | 155                                             |
| 30 to 34 percent     | 4                                  | 127                                             |
| 35 to 39 percent     | 21                                 | 48                                              |
| 40 to 49 percent     | 36                                 | 52                                              |
| 50 percent or more   | 62                                 | 245                                             |
| Not computed         | 103                                | 278                                             |

Source: Data Set: Census 2000 Summary File 3 (SF 3) - Sample Data -- HCT39H. GROSS RENT AS A PERCENTAGE OF HOUSEHOLD INCOME IN 1999 (HISPANIC OR LATINO HOUSEHOLDER) [11] - Universe: Specified renter-occupied housing units with a householder who is Hispanic or Latino; HCT39I. GROSS RENT AS A PERCENTAGE OF HOUSEHOLD INCOME IN 1999 (WHITE ALONE, NOT HISPANIC OR LATINO HOUSEHOLDER) [11] - Universe: Specified renter-occupied housing units with a householder who is White alone, not Hispanic or Latino.

## MEDIAN GROSS RENT

**Source data for Chart 17**

|                   | Latino<br>Aransas County,<br>Texas | White, Not Hispanic<br>Aransas County,<br>Texas |
|-------------------|------------------------------------|-------------------------------------------------|
| Median gross rent | \$ 425                             | \$ 489                                          |

Source: Data Set: Census 2000 Summary File 3 (SF 3) - Sample Data -- HCT37H. MEDIAN GROSS RENT (DOLLARS) (HISPANIC OR LATINO HOUSEHOLDER) [1] - Universe: Specified renter-occupied housing units paying cash rent with a householder who is Hispanic or Latino; HCT37I. MEDIAN GROSS RENT (DOLLARS) (WHITE ALONE, NOT HISPANIC OR LATINO HOUSEHOLDER) [1] - Universe: Specified renter-occupied housing units paying cash rent with a householder who is White alone, not Hispanic or Latino

## MEDIAN HOME VALUE

**Source data for Chart 18**

|              | Latino<br>Aransas County,<br>Texas | White, Not Hispanic<br>Aransas County,<br>Texas |
|--------------|------------------------------------|-------------------------------------------------|
| Median value | \$ 51,600                          | \$ 84,200                                       |

Source: Data Set: Census 2000 Summary File 3 (SF 3) - Sample Data -- HCT42H. MEDIAN VALUE (DOLLARS) (HISPANIC OR LATINO HOUSEHOLDER) [1] - Universe: Specified owner-occupied housing units with a householder who is Hispanic or Latino; HCT42I. MEDIAN VALUE (DOLLARS) (WHITE ALONE, NOT HISPANIC OR LATINO HOUSEHOLDER) [1] - Universe: Specified owner-occupied housing units with a householder who is White alone, not Hispanic or Latino