

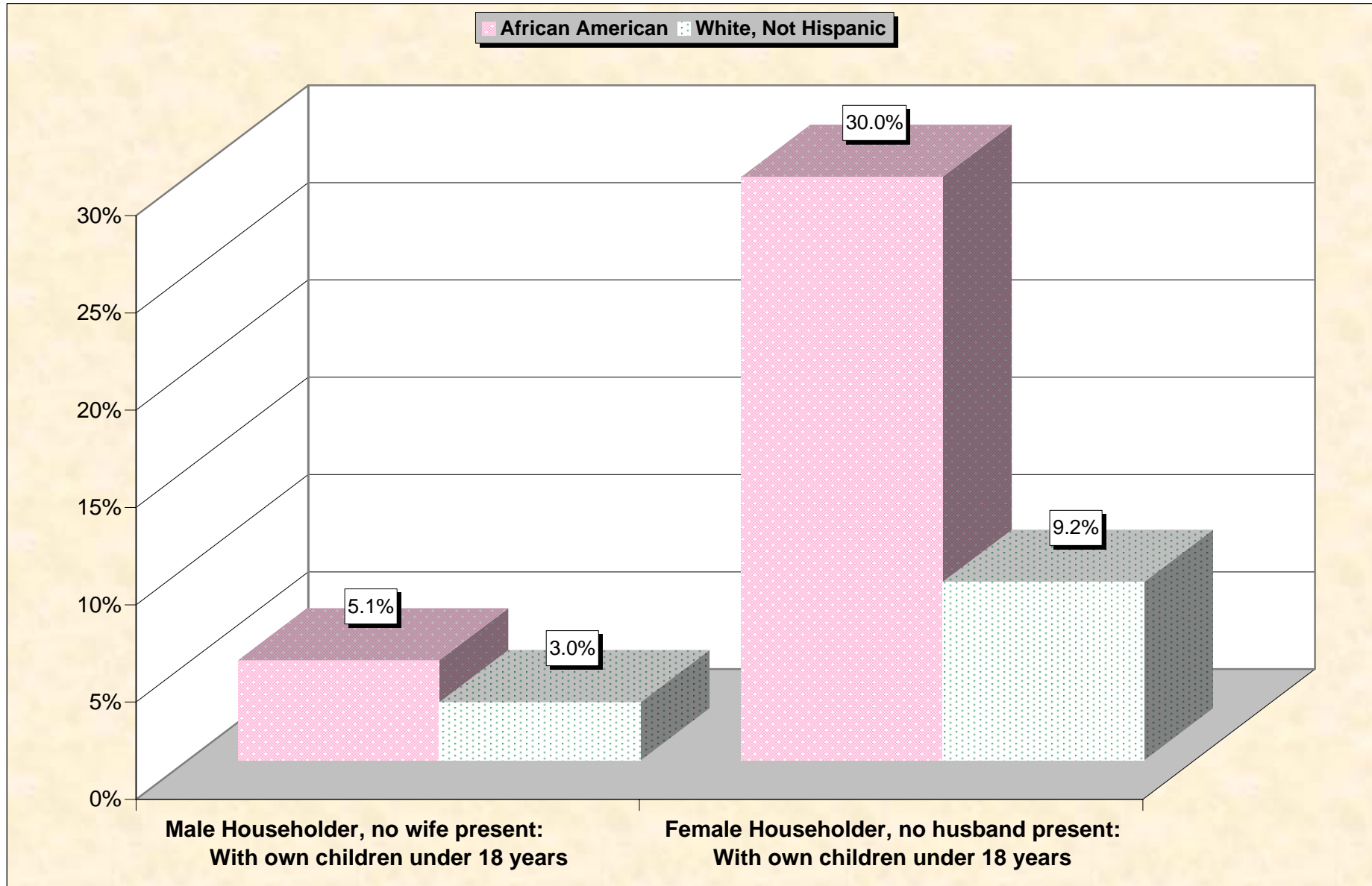
# **Selected Socio-Economic Data**

## **Polk County, Texas**

### **African American and White, Not Hispanic**

**Data Set: Census 2000 Summary File 3 (SF 3) - Sample Data**

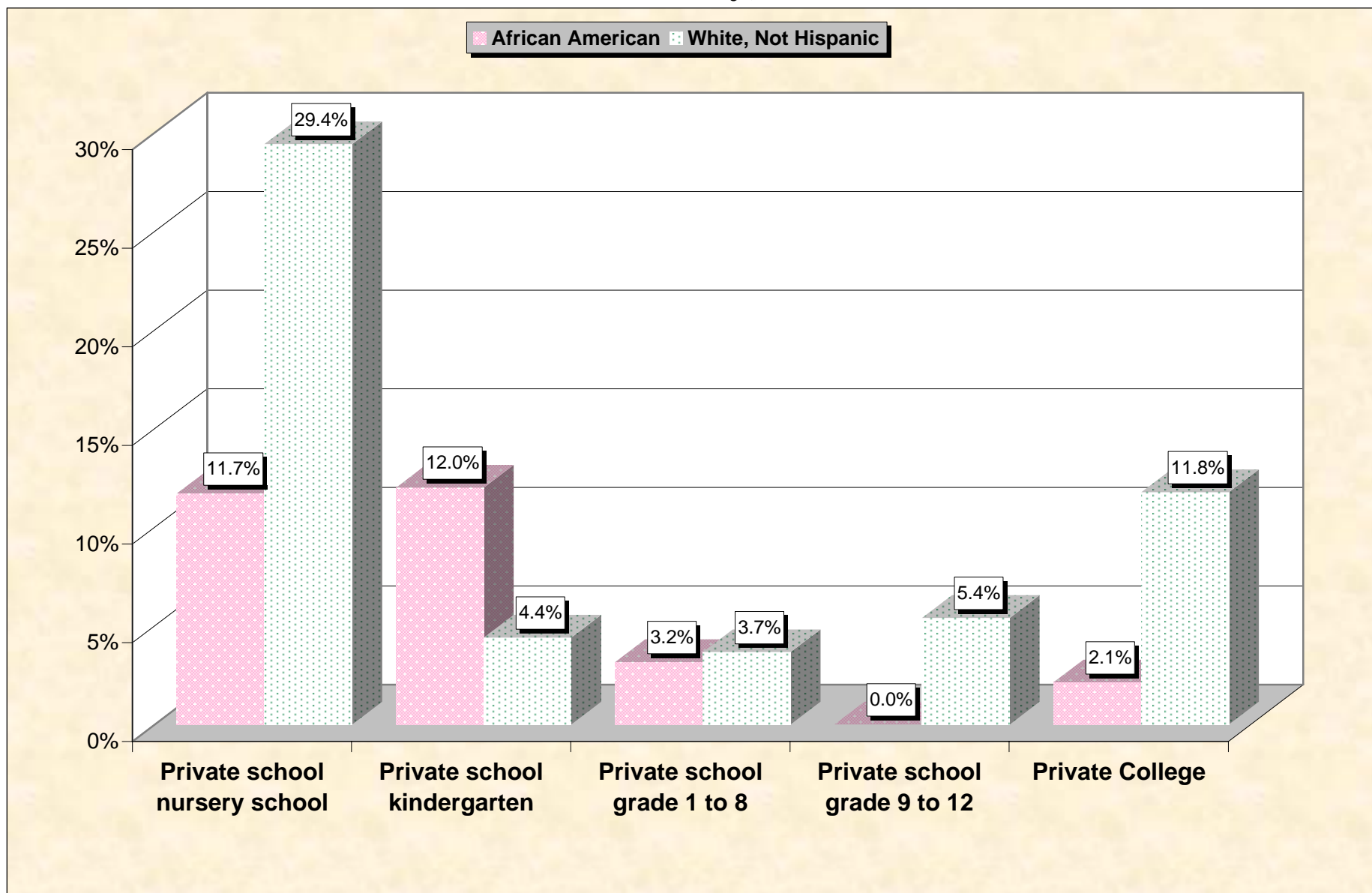
**Chart 1 -- Single-Parent Family Households (Householder 15 to 64 years)  
Polk County, Texas**



Source: Data Set: Census 2000 Summary File 3 (SF 3) - Sample Data - P146B. HOUSEHOLDS BY AGE OF HOUSEHOLDER BY HOUSEHOLD TYPE (INCLUDING LIVING ALONE) BY PRESENCE OF OWN CHILDREN UNDER 18 YEARS (BLACK OR AFRICAN AMERICAN ALONE HOUSEHOLDER) [31] - Universe: Households with a householder who is Black or African American alone; P146I. HOUSEHOLDS BY AGE OF HOUSEHOLDER BY HOUSEHOLD TYPE (INCLUDING LIVING ALONE) BY PRESENCE OF OWN CHILDREN UNDER 18 YEARS (WHITE ALONE, NOT HISPANIC OR LATINO HOUSEHOLDER) [31] - Universe: Households with a householder who is White alone, not Hispanic or Latino.

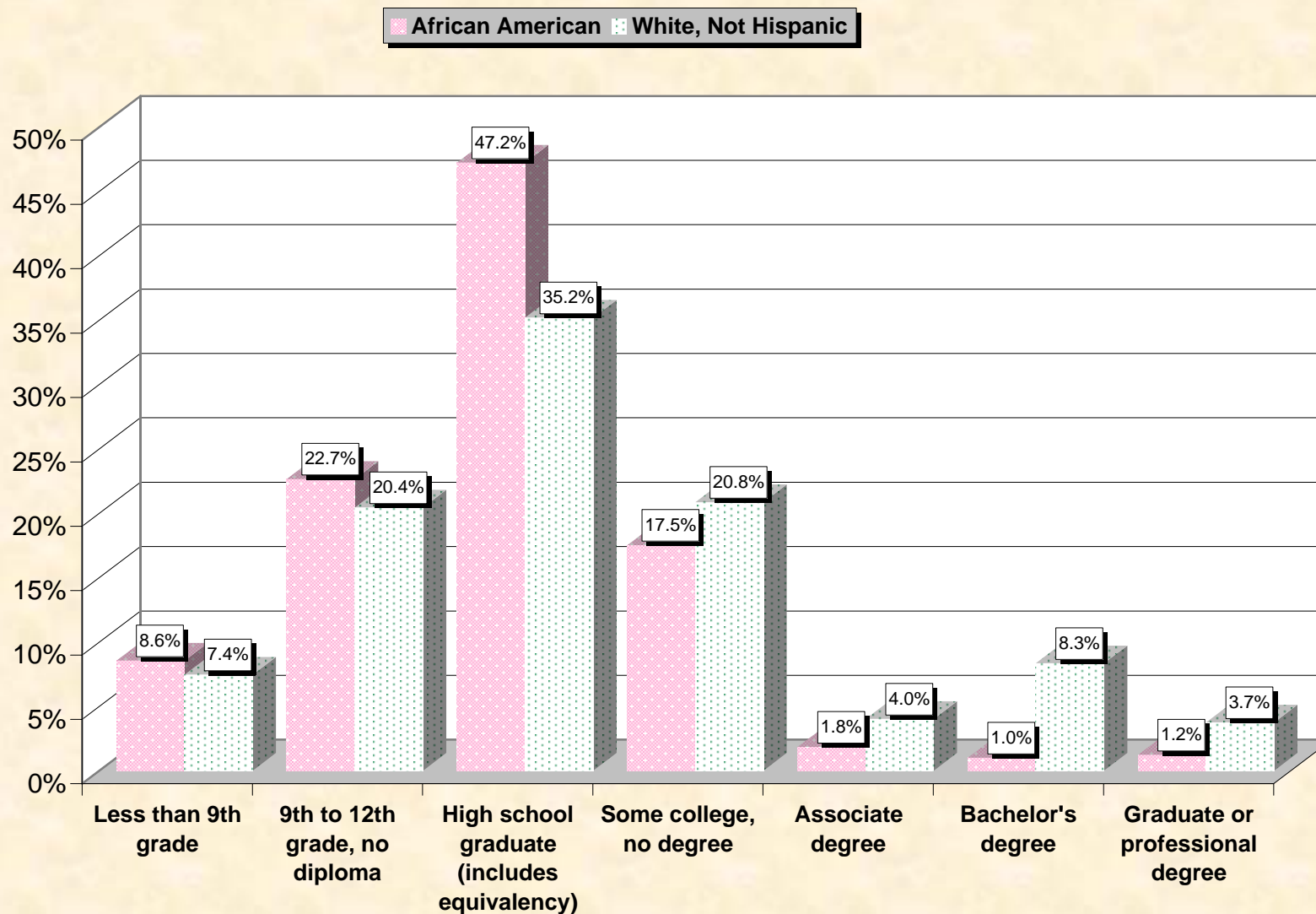
## Chart 2 -- Private School Enrollment (3 years and over)

### Polk County, Texas



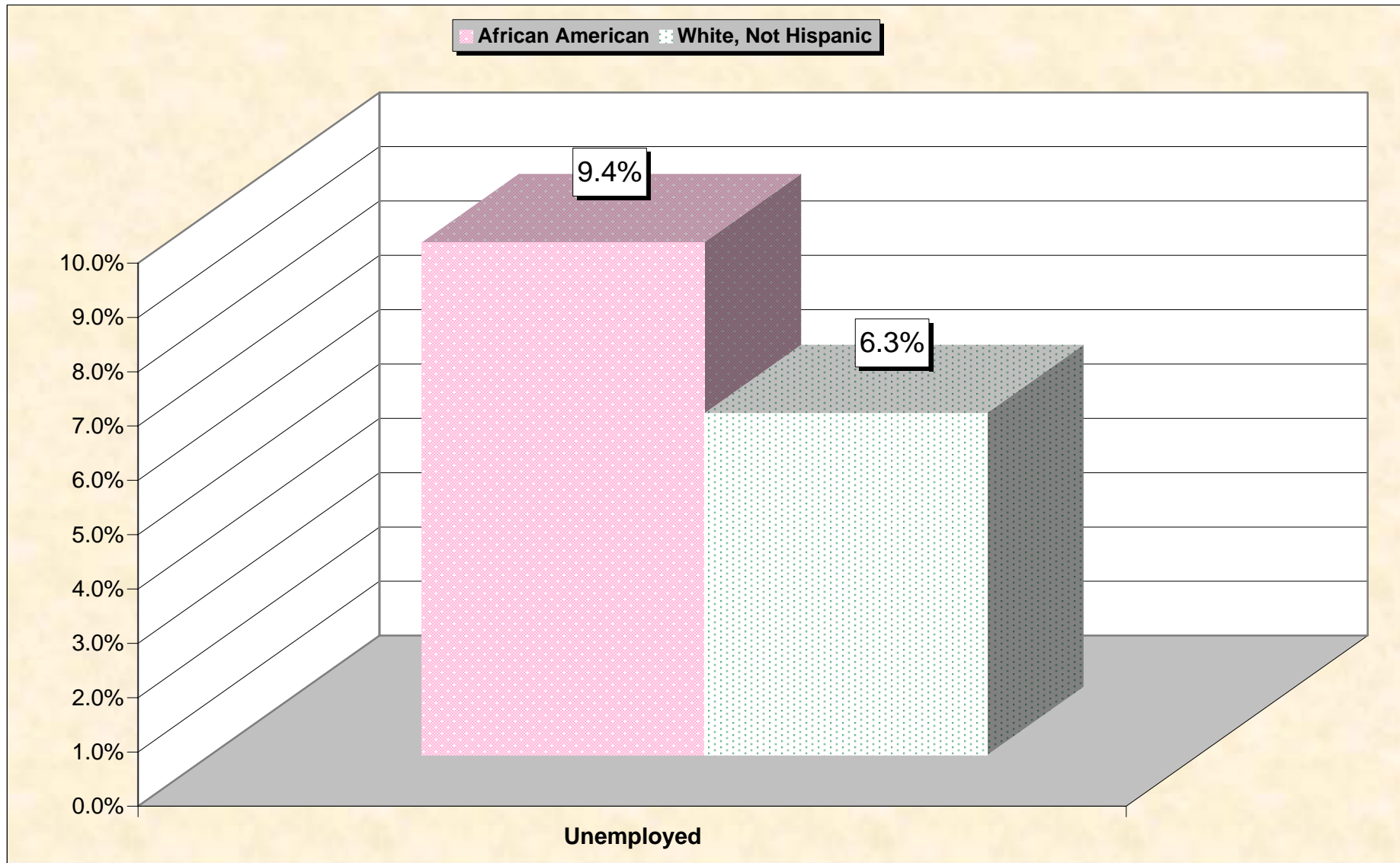
Source: Data Set: Census 2000 Summary File 3 (SF 3) - Sample Data -- P147B. SCHOOL ENROLLMENT BY LEVEL OF SCHOOL BY TYPE OF SCHOOL FOR THE POPULATION 3 YEARS AND OVER (BLACK OR AFRICAN AMERICAN ALONE) [17] - Universe: Black or African American alone 3 years and over; P147I. SCHOOL ENROLLMENT BY LEVEL OF SCHOOL BY TYPE OF SCHOOL FOR THE POPULATION 3 YEARS AND OVER (WHITE ALONE, NOT HISPANIC OR LATINO) [17] - Universe: White alone, not Hispanic or Latino population 3 years and over.

**Chart 3 -- Educational Attainment (25 years and over)**  
**Polk County, Texas**



Source: Data Set: Census 2000 Summary File 3 (SF 3) - Sample Data -- P148B. SEX BY EDUCATIONAL ATTAINMENT FOR THE POPULATION 25 YEARS AND OVER (BLACK OR AFRICAN AMERICAN ALONE) [17] - Universe: Black or African American alone 25 years and over; P148I. SEX BY EDUCATIONAL ATTAINMENT FOR THE POPULATION 25 YEARS AND OVER (WHITE ALONE, NOT HISPANIC OR LATINO) [17] - Universe: White alone, not Hispanic or Latino population 25 years and over.

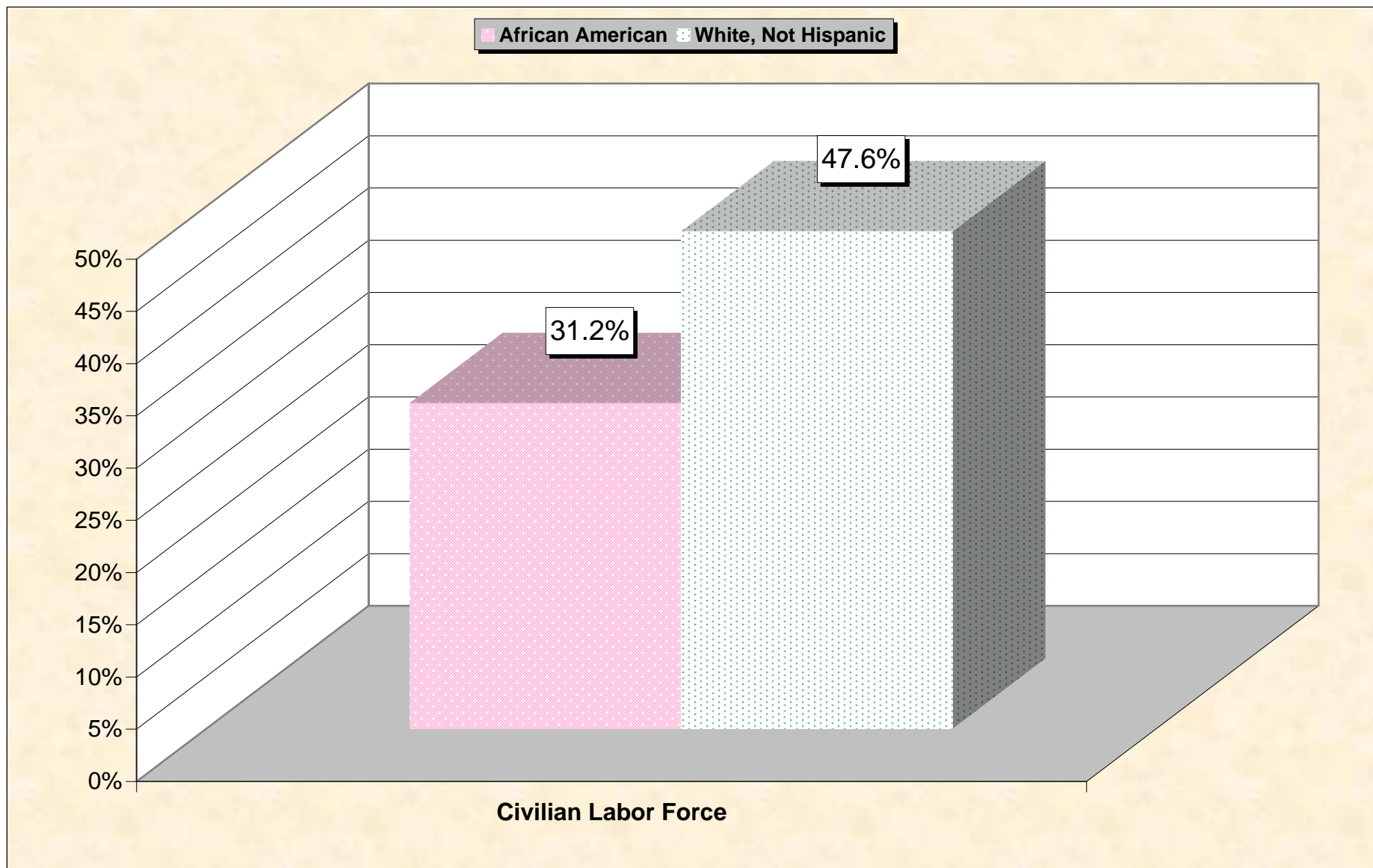
# Chart 4 -- Unemployment Rate (Civilian Labor Force) Polk County, Texas



**Note:** Unemployment rate is defined as a percentage of the civilian labor force.

Source: Data Set: Census 2000 Summary File 3 (SF 3) - Sample Data -- P150B. SEX BY EMPLOYMENT STATUS FOR THE POPULATION 16 YEARS AND OVER (BLACK OR AFRICAN AMERICAN ALONE) [15] - Universe: Black or African American alone 16 years and over; P150I. SEX BY EMPLOYMENT STATUS FOR THE POPULATION 16 YEARS AND OVER (WHITE ALONE, NOT HISPANIC OR LATINO) [15] - Universe: White alone, not Hispanic or Latino population 16 years and over.

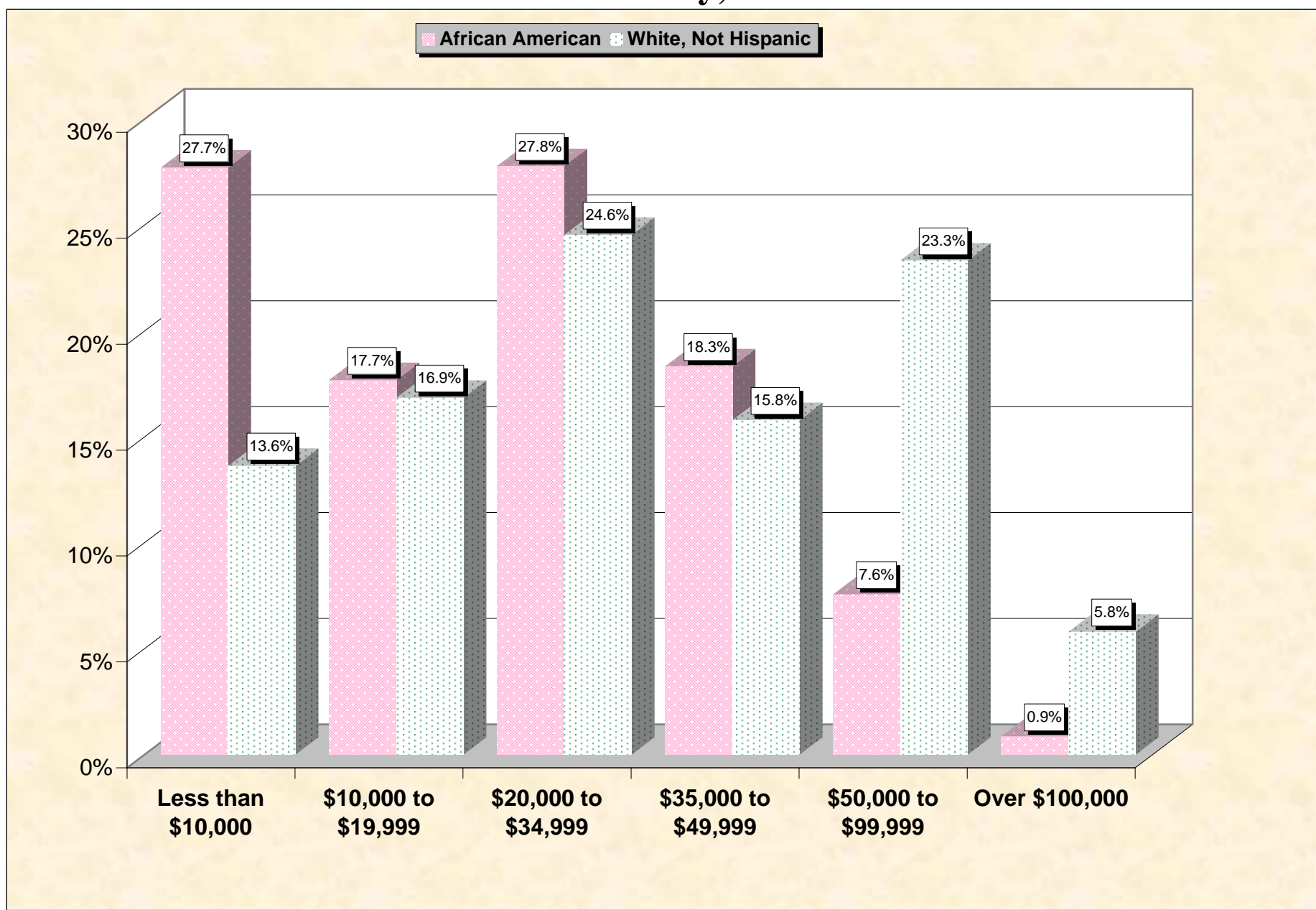
# Chart 5 -- Labor Force Participation (Civilian Labor Force) Polk County, Texas



**Note:** Labor force participation rate is defined as a percentage of the civilian population over 16.

Source: Data Set: Census 2000 Summary File 3 (SF 3) - Sample Data -- P150B. SEX BY EMPLOYMENT STATUS FOR THE POPULATION 16 YEARS AND OVER (BLACK OR AFRICAN AMERICAN ALONE) [15] - Universe: Black or African American alone 16 years and over; P150I. SEX BY EMPLOYMENT STATUS FOR THE POPULATION 16 YEARS AND OVER (WHITE ALONE, NOT HISPANIC OR LATINO) [15] - Universe: White alone, not Hispanic or Latino population 16 years and over.

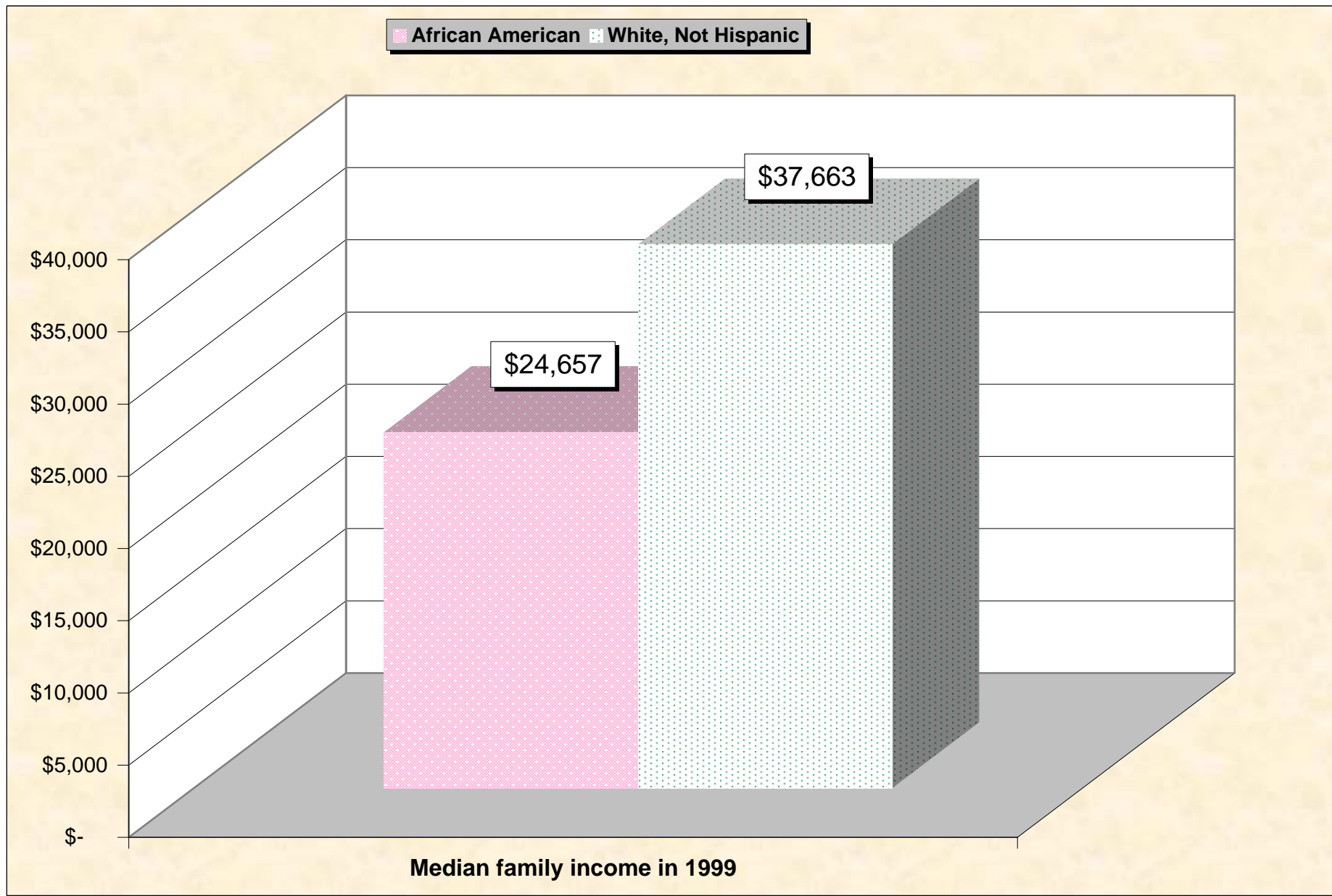
# Chart 6 -- Household Income in 1999 Polk County, Texas



Source: Data Set: Census 2000 Summary File 3 (SF 3) - Sample Data -- P151B. HOUSEHOLD INCOME IN 1999 (BLACK OR AFRICAN AMERICAN ALONE HOUSEHOLDER) [17] - Universe: Households with a householder who is Black or African American alone; P151I. HOUSEHOLD INCOME IN 1999 (WHITE ALONE, NOT HISPANIC OR LATINO HOUSEHOLDER) [17] - Universe: Households with a householder who is White alone, not Hispanic or Latino.

# Chart 7 -- Median Family Income In 1999

## Polk County, Texas

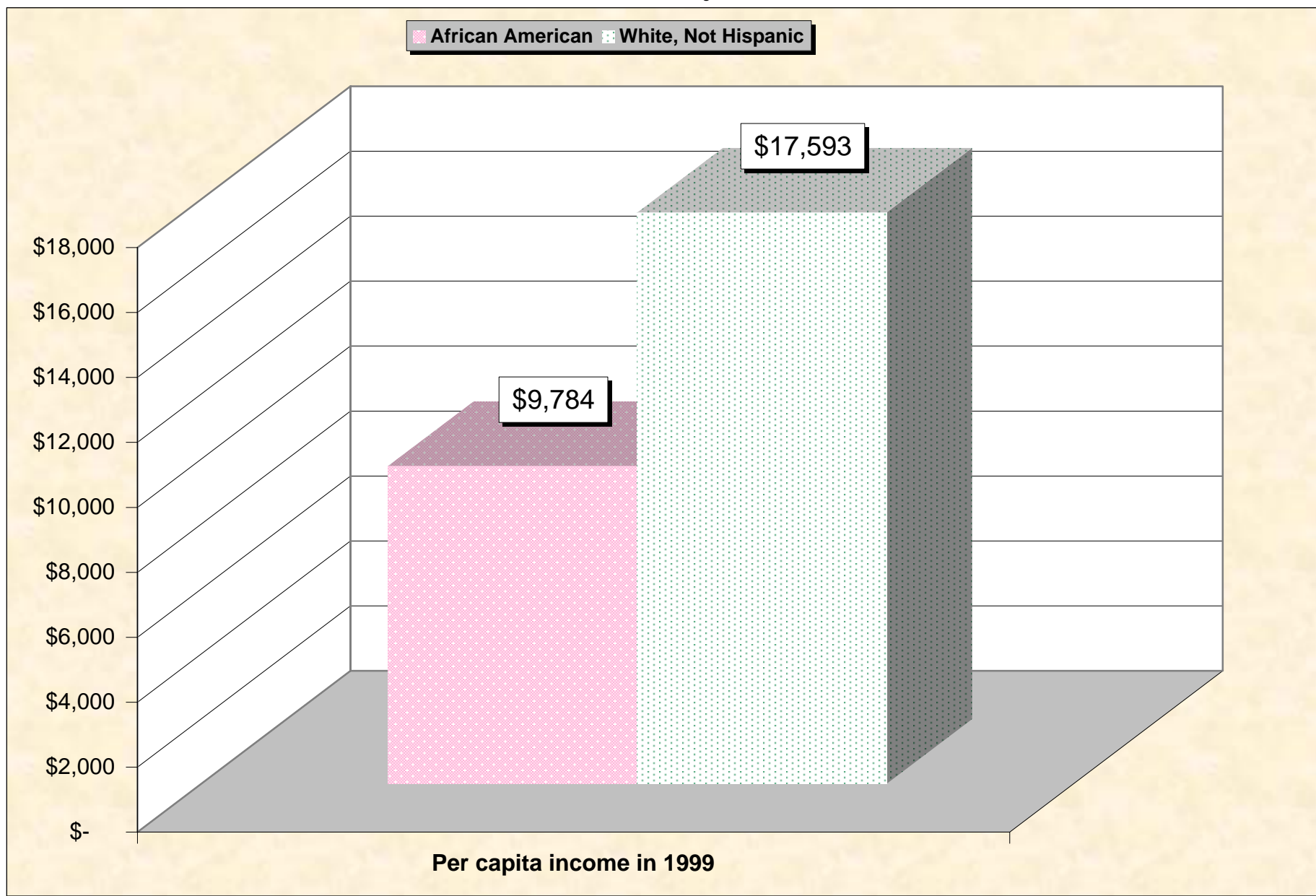


Source: Data Set: Census 2000 Summary File 3 (SF 3) - Sample Data -- P155B. MEDIAN FAMILY INCOME IN 1999 (DOLLARS) (BLACK OR AFRICAN AMERICAN ALONE HOUSEHOLDER)  
[1] - Universe: Families with a householder who is Black or African American alone ; P155I. MEDIAN FAMILY INCOME IN 1999 (DOLLARS) (WHITE ALONE, NOT HISPANIC OR LATINO HOUSEHOLDER) [1] - Universe: Families with a householder who is White alone, not Hispanic or Latino.



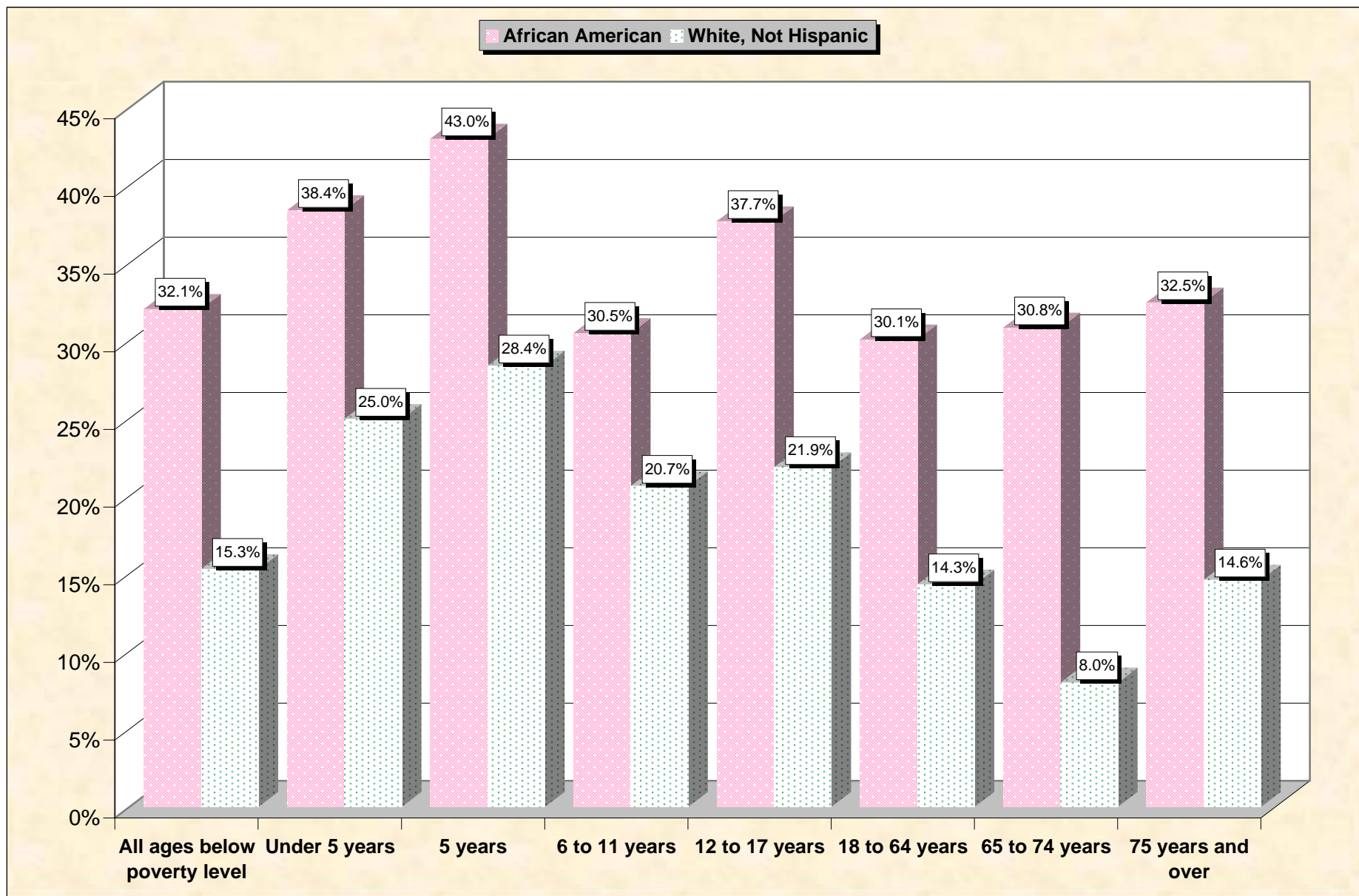
# Chart 8 -- Per Capita Income In 1999

## Polk County, Texas



Source: Data Set: Census 2000 Summary File 3 (SF 3) - Sample Data -- P157B. PER CAPITA INCOME IN 1999 (DOLLARS) (BLACK OR AFRICAN AMERICAN ALONE) [1] - Universe: Black or African American alone; P157I. PER CAPITA INCOME IN 1999 (DOLLARS) (WHITE ALONE, NOT HISPANIC OR LATINO) [1] - Universe: White alone, not Hispanic or Latino population.

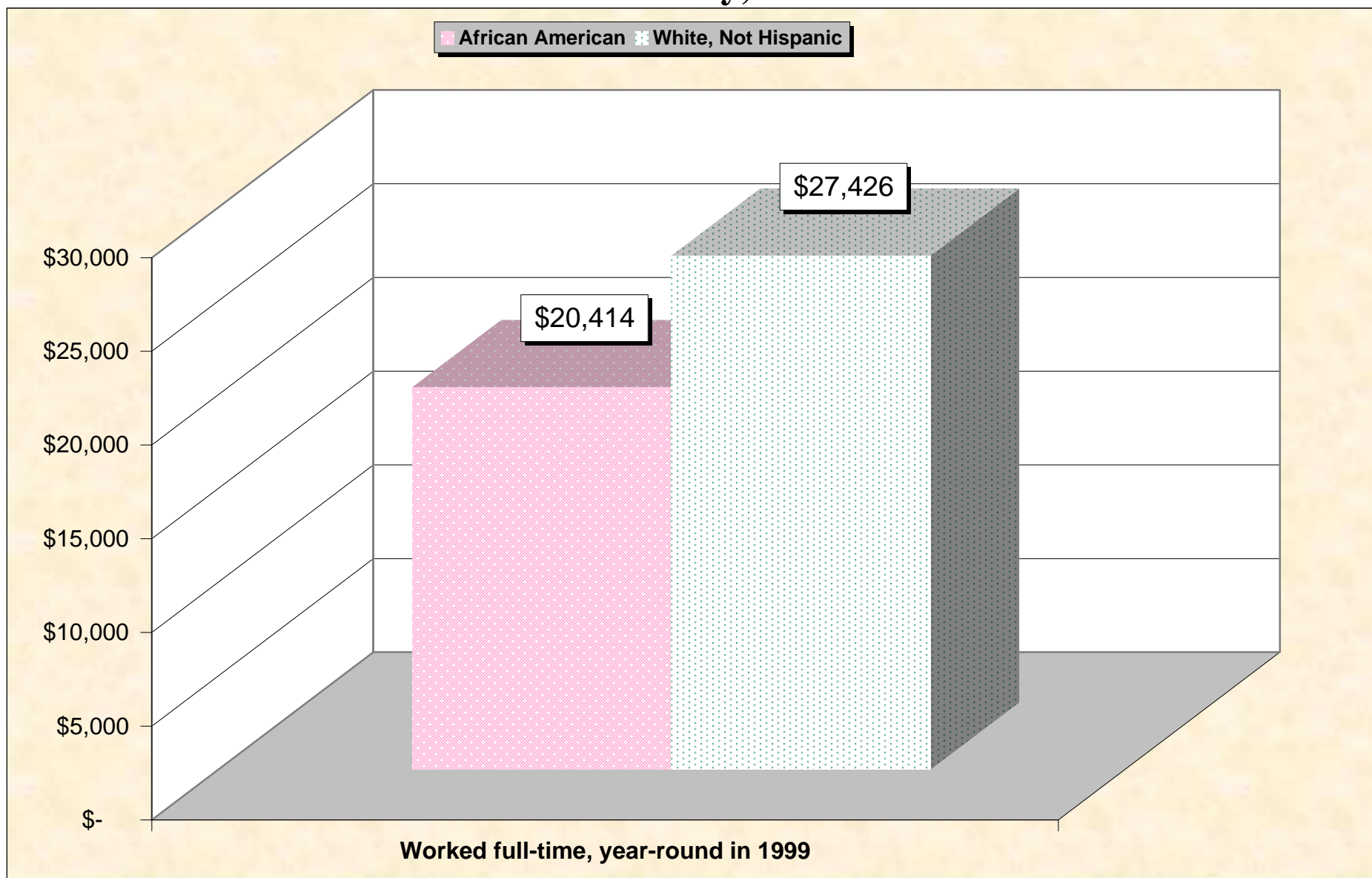
# **Chart 9 -- Income in 1999 Below Poverty Level by Age** **Polk County, Texas**



Source: Data Set: Census 2000 Summary File 3 (SF 3) - Sample Data -- P159B. POVERTY STATUS IN 1999 BY AGE (BLACK OR AFRICAN AMERICAN ALONE) [17] - Universe: Black or African American alone for whom poverty status is determined; P159I. POVERTY STATUS IN 1999 BY AGE (WHITE ALONE, NOT HISPANIC OR LATINO) [17] - Universe: White alone, not Hispanic or Latino population for whom poverty status is determined.

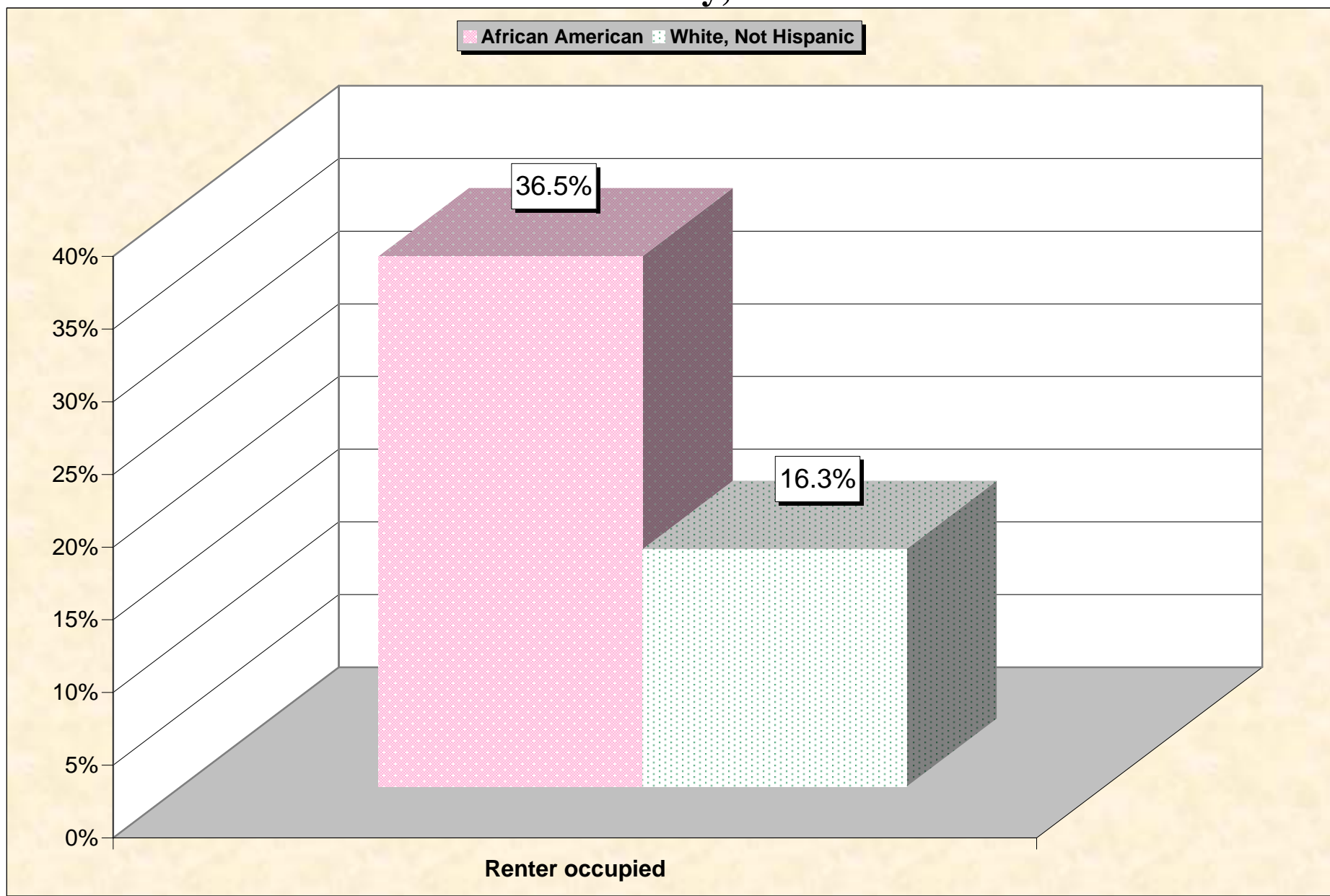
# Chart 10 -- Median Earnings in 1999

## Polk County, Texas



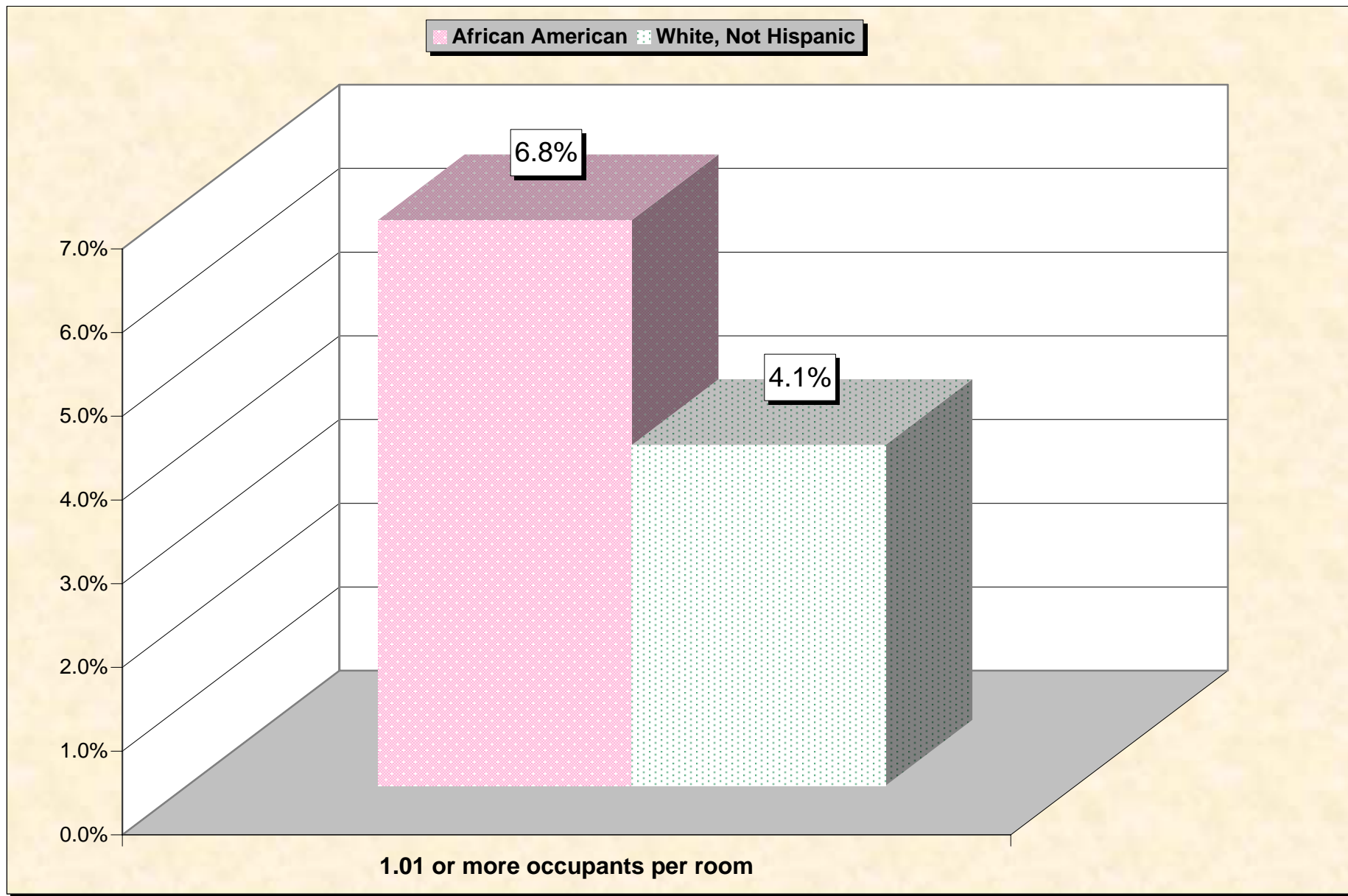
Source: Data Set: Census 2000 Summary File 3 (SF 3) - Sample Data -- PCT74B. MEDIAN EARNINGS IN 1999 (DOLLARS) BY WORK EXPERIENCE IN 1999 BY SEX FOR THE POPULATION 16 YEARS AND OVER WITH EARNINGS (BLACK OR AFRICAN AMERICAN ALONE) [6] - Universe: Black or African American alone 16 years and over with earnings in 1999; PCT74I. MEDIAN EARNINGS IN 1999 (DOLLARS) BY WORK EXPERIENCE IN 1999 BY SEX FOR THE POPULATION 16 YEARS AND OVER WITH EARNINGS (WHITE ALONE, NOT HISPANIC OR LATINO) [6] - Universe: White alone, not Hispanic or Latino population 16 years and over with earnings in 1999.

# Chart 11 -- Renter-Occupied Housing Polk County, Texas



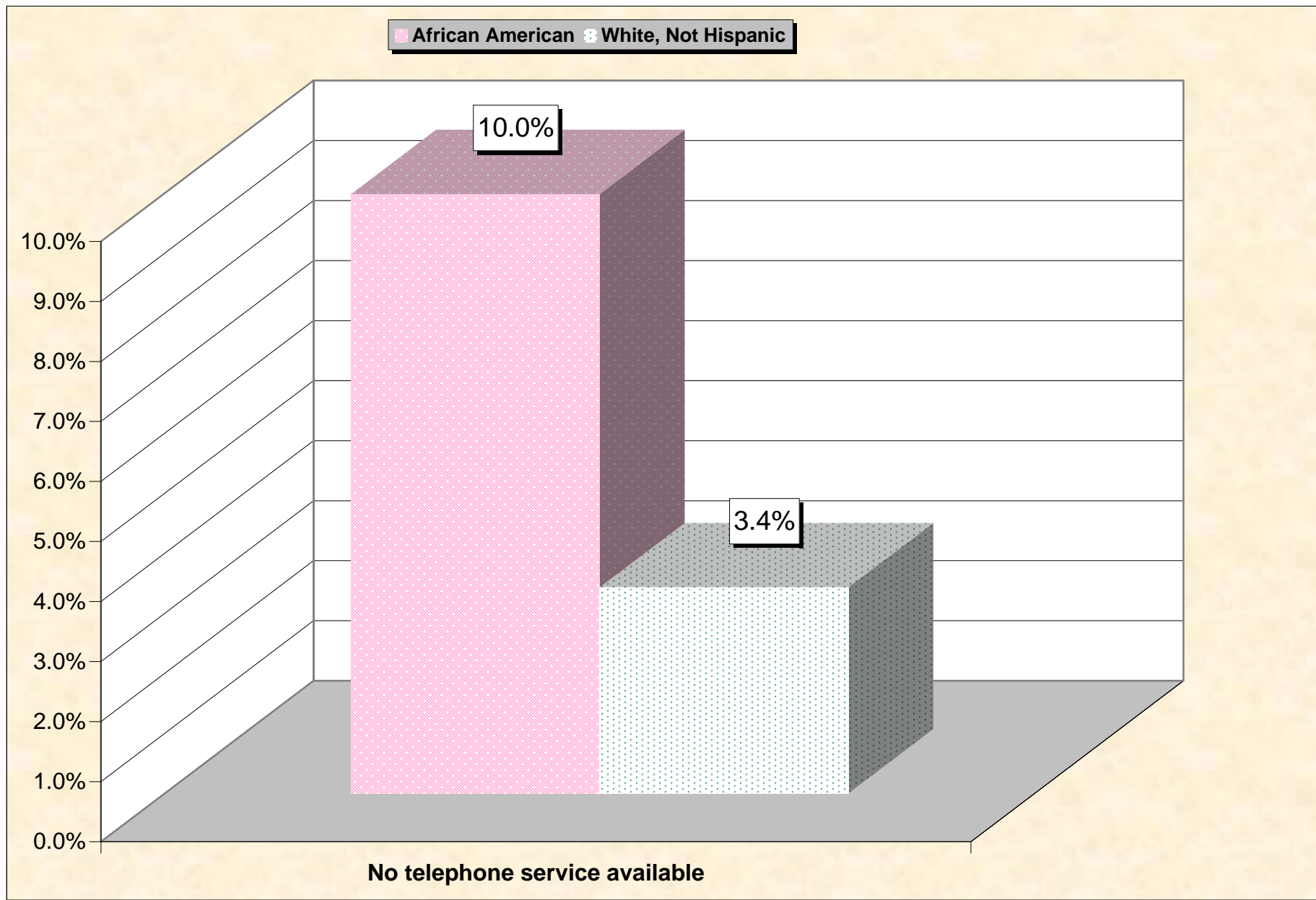
Source: Data Set: Census 2000 Summary File 3 (SF 3) - Sample Data -- H11. TENURE BY RACE OF HOUSEHOLDER [17] - Universe: Occupied housing units; H13. TENURE (WHITE ALONE, NOT HISPANIC OR LATINO HOUSEHOLDER) [3] - Universe: Occupied housing units with a householder who is White alone, not Hispanic or Latino.

**Chart 12 -- Occupants Per Room (Crowding) by Household  
Polk County, Texas**



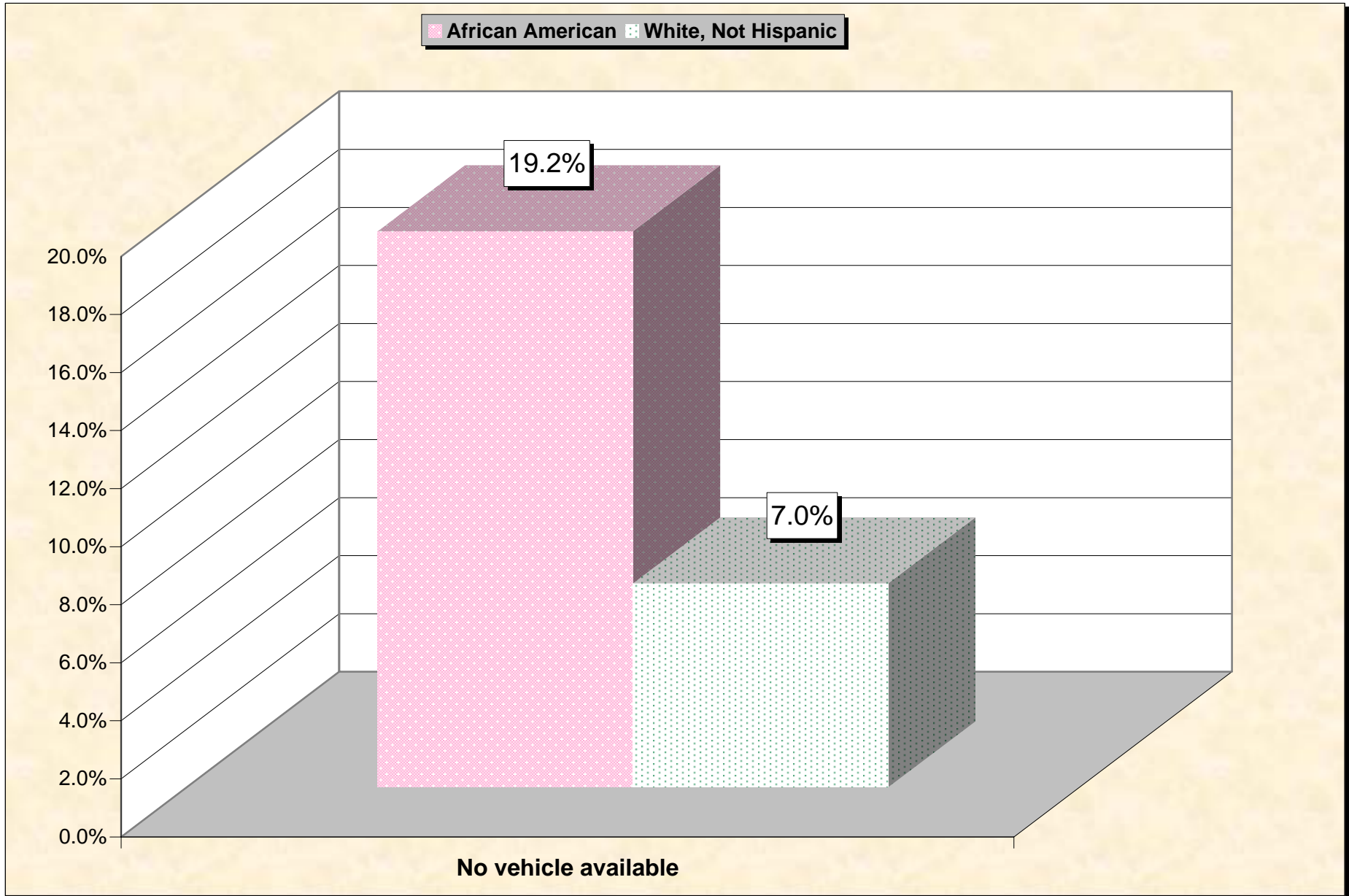
Source: Data Set: Census 2000 Summary File 3 (SF 3) - Sample Data -- HCT29B. OCCUPANTS PER ROOM (BLACK OR AFRICAN AMERICAN ALONE HOUSEHOLDER) [3] - Universe: Occupied housing units with a householder who is Black or African American alone; HCT29I. OCCUPANTS PER ROOM (WHITE ALONE, NOT HISPANIC OR LATINO HOUSEHOLDER) [3] - Universe: Occupied housing units with a householder who is White alone, not Hispanic or Latino.

# Chart 13 -- Lack of Telephone Service by Household Polk County, Texas



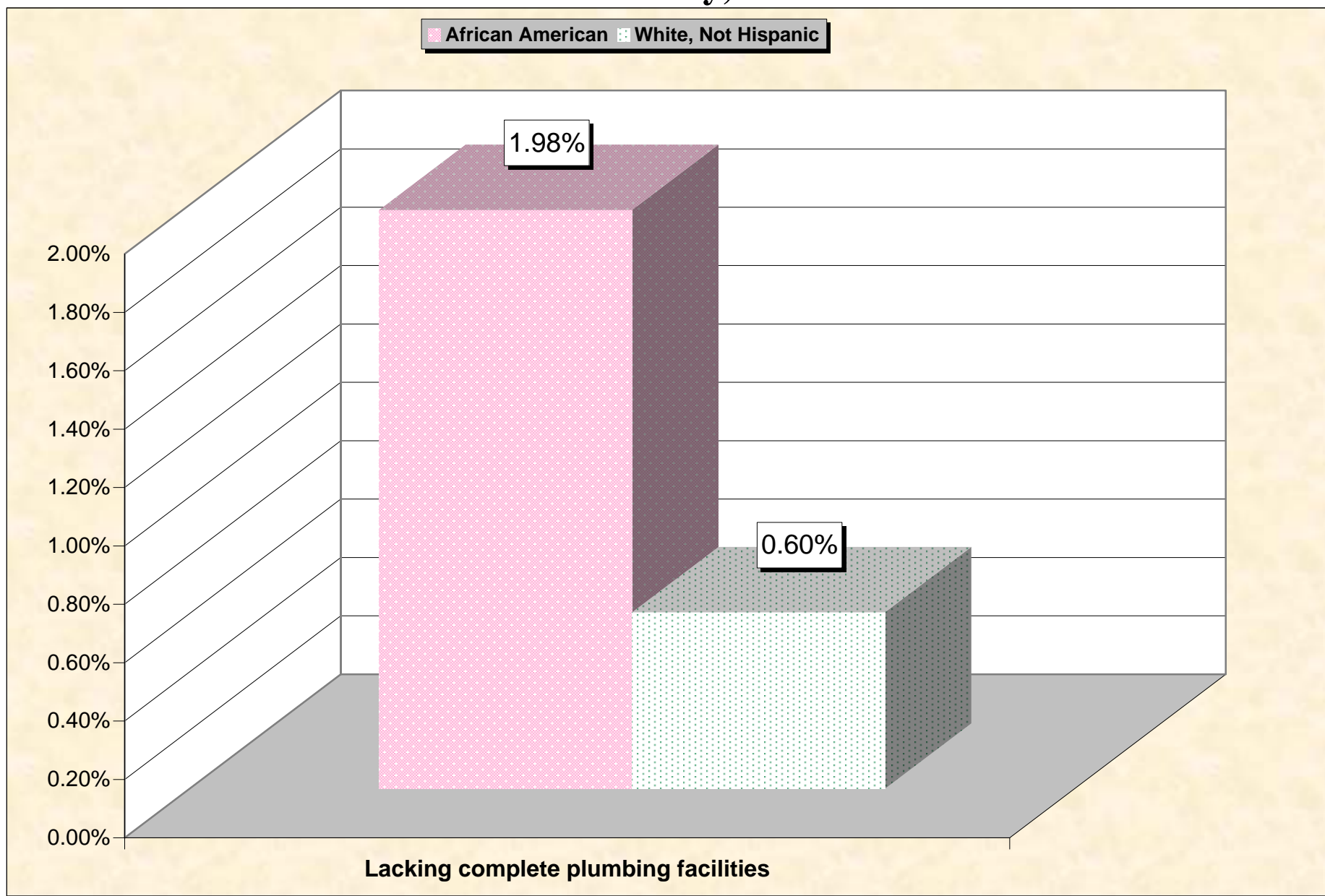
Source: Data Set: Census 2000 Summary File 3 (SF 3) - Sample Data -- HCT32B. TELEPHONE SERVICE AVAILABLE (BLACK OR AFRICAN AMERICAN ALONE HOUSEHOLDER) [3] - Universe: Occupied housing units with a householder who is Black or African American alone; HCT32I. TELEPHONE SERVICE AVAILABLE (WHITE ALONE, NOT HISPANIC OR LATINO HOUSEHOLDER) [3] - Universe: Occupied housing units with a householder who is White alone, not Hispanic or Latino.

**Chart 14 -- Lack of Vehicle By Household  
Polk County, Texas**



Source: Data Set: Census 2000 Summary File 3 (SF 3) - Sample Data -- HCT33B. VEHICLES AVAILABLE (BLACK OR AFRICAN AMERICAN ALONE HOUSEHOLDER) [3] - Universe: Occupied housing units with a householder who is Black or African American alone;; HCT33I. VEHICLES AVAILABLE (WHITE ALONE, NOT HISPANIC OR LATINO HOUSEHOLDER) [3] - Universe: Occupied housing units with a householder who is White alone, not Hispanic or Latino.

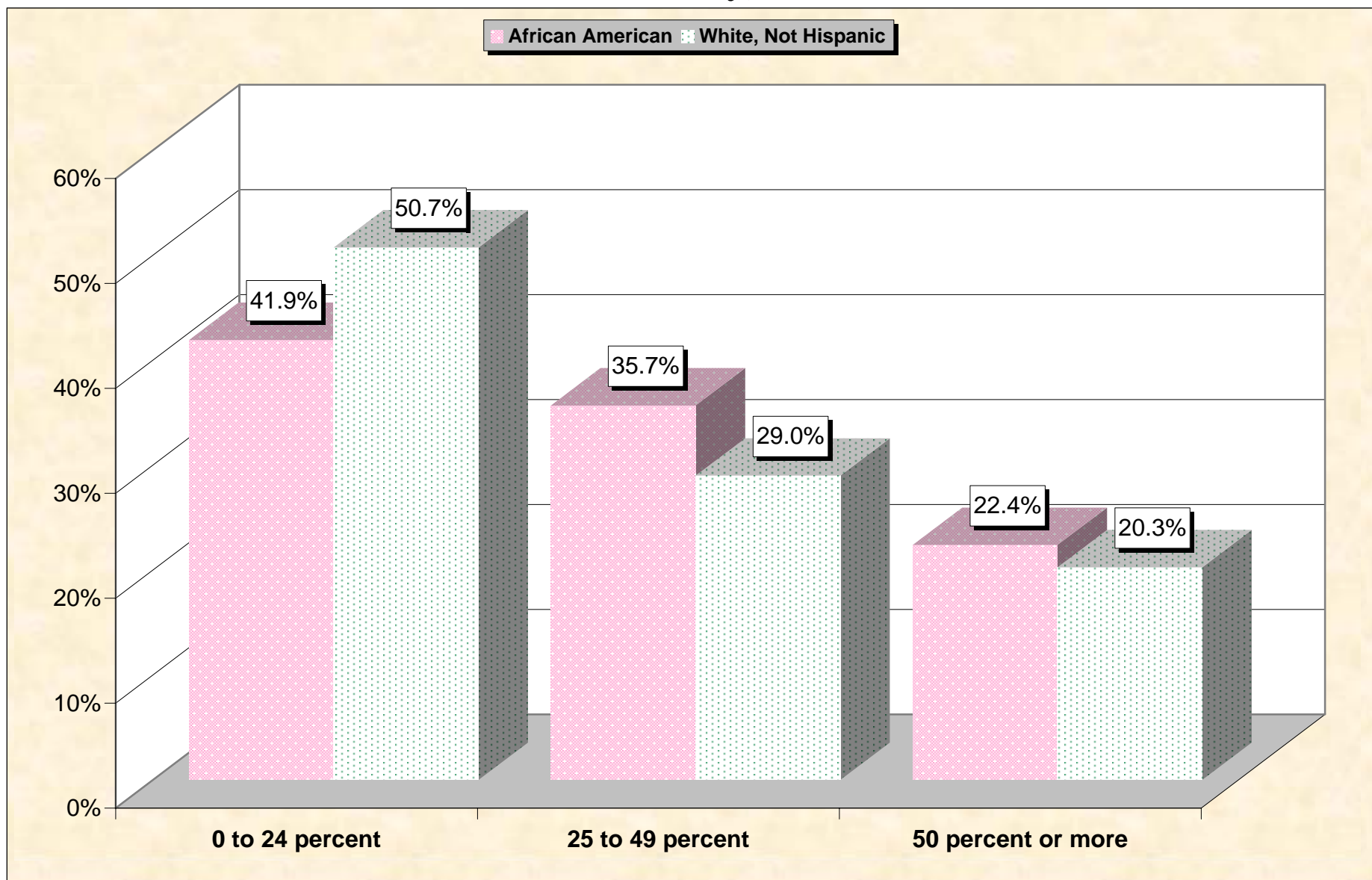
# Chart 15 -- Lack of Plumbing By Household Polk County, Texas



Source: Data Set: Census 2000 Summary File 3 (SF 3) - Sample Data -- HCT34B. PLUMBING FACILITIES (BLACK OR AFRICAN AMERICAN ALONE HOUSEHOLDER) [3] - Universe: Occupied housing units with a householder who is Black or African American alone; HCT34I. PLUMBING FACILITIES (WHITE ALONE, NOT HISPANIC OR LATINO HOUSEHOLDER) [3] - Universe: Occupied housing units with a householder who is White alone, not Hispanic or Latino.

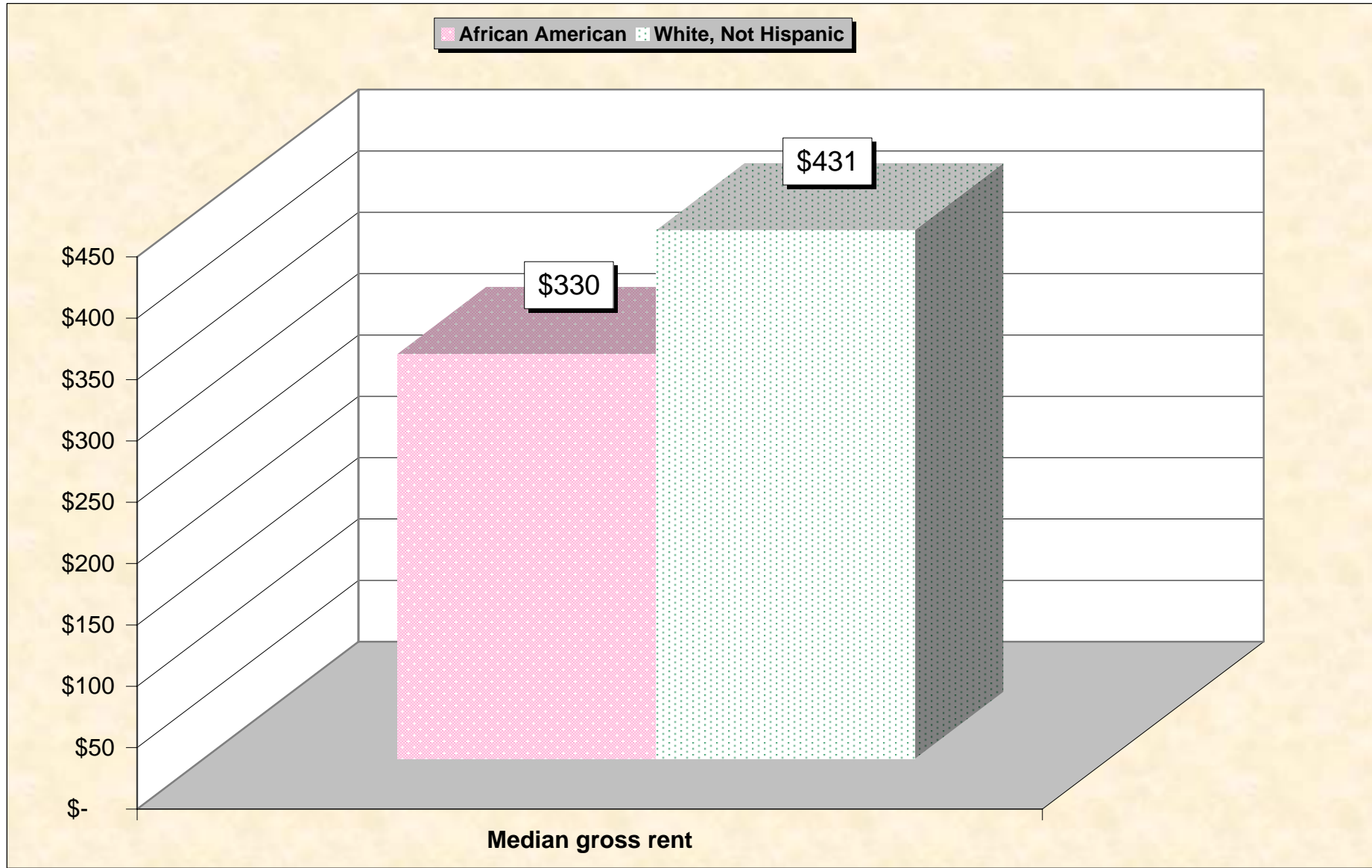


**Chart 16 -- Gross Rent as a Percentage of Household Income in 1999**  
**Polk County, Texas**



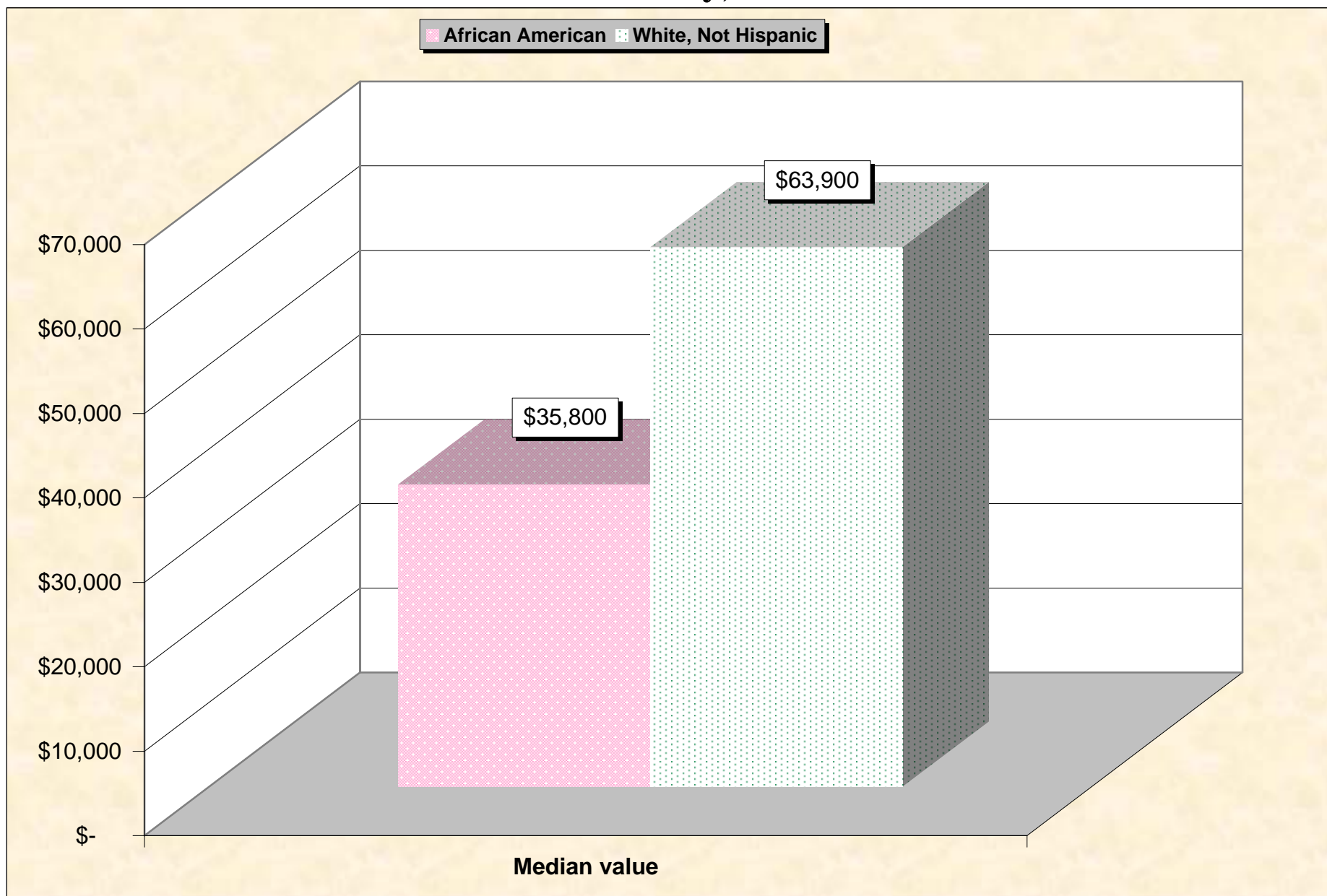
Source: Data Set: Census 2000 Summary File 3 (SF 3) - Sample Data -- HCT39B. GROSS RENT AS A PERCENTAGE OF HOUSEHOLD INCOME IN 1999 (BLACK OR AFRICAN AMERICAN ALONE HOUSEHOLDER) [11] - Universe: Specified renter-occupied housing units with a householder who is Black or African American alone; HCT39I. GROSS RENT AS A PERCENTAGE OF HOUSEHOLD INCOME IN 1999 (WHITE ALONE, NOT HISPANIC OR LATINO HOUSEHOLDER) [11] - Universe: Specified renter-occupied housing units with a householder who is White alone, not Hispanic or Latino.

# Chart 17 -- Median Gross Rent By Household Polk County, Texas



Source: Data Set: Census 2000 Summary File 3 (SF 3) - Sample Data -- HCT37B. MEDIAN GROSS RENT (DOLLARS) (BLACK OR AFRICAN AMERICAN ALONE HOUSEHOLDER) [1] - Universe: Specified renter-occupied housing units paying cash rent with a householder who is Black or African American alone; HCT37I. MEDIAN GROSS RENT (DOLLARS) (WHITE ALONE, NOT HISPANIC OR LATINO HOUSEHOLDER) [1] - Universe: Specified renter-occupied housing units paying cash rent with a householder who is White alone, not Hispanic or Latino.

# Chart 18 -- Median Home Value By Household Polk County, Texas



Source: Data Set: Census 2000 Summary File 3 (SF 3) - Sample Data -- HCT42B. MEDIAN VALUE (DOLLARS) (BLACK OR AFRICAN AMERICAN ALONE HOUSEHOLDER) [1] - Universe: Specified owner-occupied housing units with a householder who is Black or African American alone; HCT42I. MEDIAN VALUE (DOLLARS) (WHITE ALONE, NOT HISPANIC OR LATINO HOUSEHOLDER) [1] - Universe: Specified owner-occupied housing units with a householder who is White alone, not Hispanic or Latino.

# HOUSEHOLDS BY AGE OF HOUSEHOLDER BY HOUSEHOLD TYPE (INCLUDING LIVING ALONE) BY PRESENCE OF OWN CHILDREN UNDER 18 YEARS

Source data for Chart 1

|   | African American   | White, Not Hispanic |
|---|--------------------|---------------------|
|   | Polk County, Texas | Polk County, Texas  |
| Total:                                  | 1,385              | 12,468              |
| Householder 15 to 64 years:             | 1,083              | 8,290               |
| Family households:                      | 797                | 6,463               |
| Married-couple family:                  | 414                | 5,363               |
| With own children under 18 years        | 214                | 2,525               |
| No own children under 18 years          | 200                | 2,838               |
| Other family:                           | 383                | 1,100               |
| Male householder, no wife present:      | 55                 | 271                 |
| With own children under 18 years        | 41                 | 193                 |
| No own children under 18 years          | 14                 | 78                  |
| Female householder, no husband present: | 328                | 829                 |
| With own children under 18 years        | 239                | 593                 |
| No own children under 18 years          | 89                 | 236                 |
| Nonfamily households:                   | 286                | 1,827               |
| Householder living alone                | 258                | 1,566               |
| Householder not living alone            | 28                 | 261                 |
| Householder 65 years and over:          | 302                | 4,178               |
| Family households:                      | 163                | 2,555               |
| Married-couple family:                  | 97                 | 2,225               |
| With own children under 18 years        | 0                  | 15                  |
| No own children under 18 years          | 97                 | 2,210               |
| Other family:                           | 66                 | 330                 |
| Male householder, no wife present:      | 8                  | 48                  |
| With own children under 18 years        | 0                  | 0                   |
| No own children under 18 years          | 8                  | 48                  |
| Female householder, no husband present: | 58                 | 282                 |
| With own children under 18 years        | 0                  | 0                   |
| No own children under 18 years          | 58                 | 282                 |
| Nonfamily households:                   | 139                | 1,623               |
| Householder living alone                | 133                | 1,554               |
| Householder not living alone            | 6                  | 69                  |

Source: Data Set: Census 2000 Summary File 3 (SF 3) - Sample Data - P146B. HOUSEHOLDS BY AGE OF HOUSEHOLDER BY HOUSEHOLD TYPE (INCLUDING LIVING ALONE) BY PRESENCE OF OWN CHILDREN UNDER 18 YEARS (BLACK OR AFRICAN AMERICAN ALONE HOUSEHOLDER) [31] - Universe: Households with a householder who is Black or African American alone; P146I. HOUSEHOLDS BY AGE OF HOUSEHOLDER BY HOUSEHOLD TYPE (INCLUDING LIVING ALONE) BY PRESENCE OF OWN CHILDREN UNDER 18 YEARS (WHITE ALONE, NOT HISPANIC OR LATINO HOUSEHOLDER) [31] - Universe: Households with a householder who is White alone, not Hispanic or Latino.

# SCHOOL ENROLLMENT BY LEVEL OF SCHOOL BY TYPE OF SCHOOL FOR THE POPULATION 3 YEARS AND OVER

**Source data for Chart 2**

|  | African American   | White, Not Hispanic |
|--|--------------------|---------------------|
|  | Polk County, Texas | Polk County, Texas  |
| Total:                                 | 5,090              | 29,813              |
| Enrolled in nursery school, preschool: | 94                 | 391                 |
| Public school                          | 83                 | 276                 |
| Private school                         | 11                 | 115                 |
| Enrolled in kindergarten:              | 125                | 409                 |
| Public school                          | 110                | 391                 |
| Private school                         | 15                 | 18                  |
| Enrolled in grade 1 to grade 8:        | 475                | 3,002               |
| Public school                          | 460                | 2,892               |
| Private school                         | 15                 | 110                 |
| Enrolled in grade 9 to grade 12:       | 307                | 1,500               |
| Public school                          | 307                | 1,419               |
| Private school                         | 0                  | 81                  |
| Enrolled in college:                   | 657                | 722                 |
| Public school                          | 643                | 637                 |
| Private school                         | 14                 | 85                  |
| Not enrolled in school                 | 3,432              | 23,789              |

Source: Data Set: Census 2000 Summary File 3 (SF 3) - Sample Data - P146B. HOUSEHOLDS BY AGE OF HOUSEHOLDER BY HOUSEHOLD TYPE (INCLUDING LIVING ALONE) BY PRESENCE OF OWN CHILDREN UNDER 18 YEARS (BLACK OR AFRICAN AMERICAN ALONE HOUSEHOLDER) [31] - Universe: Households with a householder who is Black or African American alone; P146I. HOUSEHOLDS BY AGE OF HOUSEHOLDER BY HOUSEHOLD TYPE (INCLUDING LIVING ALONE) BY PRESENCE OF OWN CHILDREN UNDER 18 YEARS (WHITE ALONE, NOT HISPANIC OR LATINO HOUSEHOLDER) [31] - Universe: Households with a householder who is White alone, not Hispanic or Latino.

# SEX BY EDUCATIONAL ATTAINMENT FOR THE POPULATION 25 YEARS AND OVER

## Source data for Chart 3

|   | African American   | White, Not Hispanic |
|---|--------------------|---------------------|
|   | Polk County, Texas | Polk County, Texas  |
| Total:                                      | 3,426              | 22,260              |
| Male:                                       | 2,246              | 10,803              |
| Less than 9th grade                         | 122                | 917                 |
| 9th to 12th grade, no diploma               | 446                | 2,188               |
| High school graduate (includes equivalency) | 1,245              | 3,706               |
| Some college, no degree                     | 393                | 2,209               |
| Associate degree                            | 19                 | 418                 |
| Bachelor's degree                           | 17                 | 861                 |
| Graduate or professional degree             | 4                  | 504                 |
| Female:                                     | 1,180              | 11,457              |
| Less than 9th grade                         | 171                | 741                 |
| 9th to 12th grade, no diploma               | 330                | 2,360               |
| High school graduate (includes equivalency) | 373                | 4,125               |
| Some college, no degree                     | 207                | 2,431               |
| Associate degree                            | 44                 | 477                 |
| Bachelor's degree                           | 17                 | 994                 |
| Graduate or professional degree             | 38                 | 329                 |

Source: Data Set: Census 2000 Summary File 3 (SF 3) - Sample Data -- P148B. SEX BY EDUCATIONAL ATTAINMENT FOR THE POPULATION 25 YEARS AND OVER (BLACK OR AFRICAN AMERICAN ALONE) [17] - Universe: Black or African American alone 25 years and over; P148I. SEX BY EDUCATIONAL ATTAINMENT FOR THE POPULATION 25 YEARS AND OVER (WHITE ALONE, NOT HISPANIC OR LATINO) [17] - Universe: White alone, not Hispanic or Latino population 25 years and over.

## SEX BY EMPLOYMENT STATUS FOR THE POPULATION 16 YEARS AND OVER

Source data for Charts 4 and 5

|                    | African American   | White, Not Hispanic |
|--------------------|--------------------|---------------------|
|                    | Polk County, Texas | Polk County, Texas  |
| Total:             | 4,246              | 25,033              |
| Male:              | 2,812              | 12,269              |
| In labor force:    | 572                | 6,490               |
| In Armed Forces    | 0                  | 5                   |
| Civilian:          | 572                | 6,485               |
| Employed           | 519                | 6,055               |
| Unemployed         | 53                 | 430                 |
| Not in labor force | 2,240              | 5,779               |
| Female:            | 1,434              | 12,764              |
| In labor force:    | 752                | 5,441               |
| In Armed Forces    | 0                  | 0                   |
| Civilian:          | 752                | 5,441               |
| Employed           | 680                | 5,120               |
| Unemployed         | 72                 | 321                 |
| Not in labor force | 682                | 7,323               |

Source: Data Set: Census 2000 Summary File 3 (SF 3) - Sample Data -- P150B. SEX BY EMPLOYMENT STATUS FOR THE POPULATION 16 YEARS AND OVER (BLACK OR AFRICAN AMERICAN ALONE) [15] - Universe: Black or African American alone 16 years and over; P150I. SEX BY EMPLOYMENT STATUS FOR THE POPULATION 16 YEARS AND OVER (WHITE ALONE, NOT HISPANIC OR LATINO) [15] - Universe: White alone, not Hispanic or Latino population 16 years and over.

## HOUSEHOLD INCOME IN 1999

### Source data for Chart 6

|                        | African American   | White, Not Hispanic |
|------------------------|--------------------|---------------------|
|                        | Polk County, Texas | Polk County, Texas  |
| Total:                 | 1,385              | 12,468              |
| Less than \$10,000     | 384                | 1,701               |
| \$10,000 to \$14,999   | 160                | 1,003               |
| \$15,000 to \$19,999   | 85                 | 1,099               |
| \$20,000 to \$24,999   | 183                | 1,156               |
| \$25,000 to \$29,999   | 127                | 949                 |
| \$30,000 to \$34,999   | 75                 | 956                 |
| \$35,000 to \$39,999   | 113                | 626                 |
| \$40,000 to \$44,999   | 87                 | 788                 |
| \$45,000 to \$49,999   | 54                 | 556                 |
| \$50,000 to \$59,999   | 41                 | 1,122               |
| \$60,000 to \$74,999   | 30                 | 928                 |
| \$75,000 to \$99,999   | 34                 | 860                 |
| \$100,000 to \$124,999 | 7                  | 326                 |
| \$125,000 to \$149,999 | 0                  | 171                 |
| \$150,000 to \$199,999 | 0                  | 95                  |
| \$200,000 or more      | 5                  | 132                 |

Source: Data Set: Census 2000 Summary File 3 (SF 3) - Sample Data -- P151B. HOUSEHOLD INCOME IN 1999 (BLACK OR AFRICAN AMERICAN ALONE HOUSEHOLDER) [17] - Universe: Households with a householder who is Black or African American alone; P151I. HOUSEHOLD INCOME IN 1999 (WHITE ALONE, NOT HISPANIC OR LATINO HOUSEHOLDER) [17] - Universe: Households with a householder who is White alone, not Hispanic or Latino.



## MEDIAN FAMILY INCOME IN 1999

### Source data for Chart 7

|                              | African American   | White, Not Hispanic |
|------------------------------|--------------------|---------------------|
|                              | Polk County, Texas | Polk County, Texas  |
| Median family income in 1999 | \$ 24,657          | \$ 37,663           |

Source: Data Set: Census 2000 Summary File 3 (SF 3) - Sample Data -- P155B. MEDIAN FAMILY INCOME IN 1999 (DOLLARS) (BLACK OR AFRICAN AMERICAN ALONE HOUSEHOLDER) [1] - Universe: Families with a householder who is Black or African American alone ; P155I. MEDIAN FAMILY INCOME IN 1999 (DOLLARS) (WHITE ALONE, NOT HISPANIC OR LATINO HOUSEHOLDER) [1] - Universe: Families with a householder who is White alone, not Hispanic or Latino.

## PER CAPITA INCOME IN 1999

### Source data for Chart 8

|                           | African American   | White, Not Hispanic |
|---------------------------|--------------------|---------------------|
|                           | Polk County, Texas | Polk County, Texas  |
| Per capita income in 1999 | \$ 9,784           | \$ 17,593           |

Source: Data Set: Census 2000 Summary File 3 (SF 3) - Sample Data -- P157B. PER CAPITA INCOME IN 1999 (DOLLARS) (BLACK OR AFRICAN AMERICAN ALONE) [1] - Universe: Black or African American alone; P157I. PER CAPITA INCOME IN 1999 (DOLLARS) (WHITE ALONE, NOT HISPANIC OR LATINO) [1] - Universe: White alone, not Hispanic or Latino population.

## POVERTY STATUS IN 1999 BY AGE

### Source data for Chart 9

|   | African American   | White, Not Hispanic |
|---|--------------------|---------------------|
|   | Polk County, Texas | Polk County, Texas  |
| Total:                                    | 3,641              | 29,591              |
| Income in 1999 below poverty level:       | 1,167              | 4,529               |
| Under 5 years                             | 106                | 380                 |
| 5 years                                   | 40                 | 115                 |
| 6 to 11 years                             | 118                | 441                 |
| 12 to 17 years                            | 144                | 507                 |
| 18 to 64 years                            | 618                | 2,416               |
| 65 to 74 years                            | 91                 | 309                 |
| 75 years and over                         | 50                 | 361                 |
| Income in 1999 at or above poverty level: | 2,474              | 25,062              |
| Under 5 years                             | 170                | 1,142               |
| 5 years                                   | 53                 | 290                 |
| 6 to 11 years                             | 269                | 1,694               |
| 12 to 17 years                            | 238                | 1,812               |
| 18 to 64 years                            | 1,436              | 14,460              |
| 65 to 74 years                            | 204                | 3,555               |
| 75 years and over                         | 104                | 2,109               |

Source: Data Set: Census 2000 Summary File 3 (SF 3) - Sample Data -- P159B. POVERTY STATUS IN 1999 BY AGE (BLACK OR AFRICAN AMERICAN ALONE) [17] - Universe: Black or African American alone for whom poverty status is determined;P159I. POVERTY STATUS IN 1999 BY AGE (WHITE ALONE, NOT HISPANIC OR LATINO) [17] - Universe: White alone, not Hispanic or Latino population for whom poverty status is determined.

## MEDIAN EARNINGS IN 1999

### Source data for Chart 10

|   | African American   | White, Not Hispanic |
|---|--------------------|---------------------|
|   | Polk County, Texas | Polk County, Texas  |
| Median earnings in 1999 --              |                    |                     |
| Worked full-time, year-round in 1999 -- |                    |                     |
| Total                                   | \$ 20,414          | \$ 27,426           |
| Male                                    | \$ 21,096          | \$ 32,437           |
| Female                                  | \$ 19,306          | \$ 21,687           |
| Other --                                |                    |                     |
| Total                                   | \$ 9,538           | \$ 9,935            |
| Male                                    | \$ 9,805           | \$ 12,296           |
| Female                                  | \$ 7,381           | \$ 7,956            |

Source: Data Set: Census 2000 Summary File 3 (SF 3) - Sample Data -- PCT74B. MEDIAN EARNINGS IN 1999 (DOLLARS) BY WORK EXPERIENCE IN 1999 BY SEX FOR THE POPULATION 16 YEARS AND OVER WITH EARNINGS (BLACK OR AFRICAN AMERICAN ALONE) [6] - Universe: Black or African American alone 16 years and over with earnings in 1999; PCT74I. MEDIAN EARNINGS IN 1999 (DOLLARS) BY WORK EXPERIENCE IN 1999 BY SEX FOR THE POPULATION 16 YEARS AND OVER WITH EARNINGS (WHITE ALONE, NOT HISPANIC OR LATINO) [6] - Universe: White alone, not Hispanic or Latino population 16 years and over with earnings in 1999.

## TENURE BY RACE OF HOUSEHOLDER

### Source data for Chart 11

|   | Polk County, Texas |
|---|--------------------|
| Total:  | 15,119             |
| Owner occupied:   | 12,343             |
| Householder who is White alone                                      | 10,830             |
| Householder who is Black or African American alone                  | 865                |
| Householder who is American Indian and Alaska Native alone          | 213                |
| Householder who is Asian alone                                      | 28                 |
| Householder who is Native Hawaiian and Other Pacific Islander alone | 0                  |
| Householder who is Some other race alone                            | 284                |
| Householder who is Two or more races                                | 123                |
| Renter occupied:  | 2,776              |
| Householder who is White alone                                      | 2,095              |
| Householder who is Black or African American alone                  | 497                |
| Householder who is American Indian and Alaska Native alone          | 25                 |
| Householder who is Asian alone                                      | 32                 |
| Householder who is Native Hawaiian and Other Pacific Islander alone | 9                  |
| Householder who is Some other race alone                            | 78                 |
| Householder who is Two or more races                                | 40                 |

### White alone, not Hispanic

### White, Not Hispanic

|                 |  | Polk County, Texas |
|-----------------|--|--------------------|
| Total:          |  | 12,579             |
| Owner occupied  |  | 10,523             |
| Renter occupied |  | 2,056              |

Source: Data Set: Census 2000 Summary File 3 (SF 3) - Sample Data -- H11. TENURE BY RACE OF HOUSEHOLDER [17] - Universe: Occupied housing units; H13. TENURE (WHITE ALONE, NOT HISPANIC OR LATINO HOUSEHOLDER) [3] - Universe: Occupied housing units with a householder who is White alone, not Hispanic or Latino.

## OCCUPANTS PER ROOM

### Source data for Chart 12

|                                 | African American   | White, Not Hispanic |
|---------------------------------|--------------------|---------------------|
|                                 | Polk County, Texas | Polk County, Texas  |
| Total:                          | 1,362              | 12,579              |
| 1.00 or less occupants per room | 1,270              | 12,067              |
| 1.01 or more occupants per room | 92                 | 512                 |

Source: Data Set: Census 2000 Summary File 3 (SF 3) - Sample Data -- HCT29B. OCCUPANTS PER ROOM (BLACK OR AFRICAN AMERICAN ALONE HOUSEHOLDER) [3] - Universe: Occupied housing units with a householder who is Black or African American alone; HCT29I. OCCUPANTS PER ROOM (WHITE ALONE, NOT HISPANIC OR LATINO HOUSEHOLDER) [3] - Universe: Occupied housing units with a householder who is White alone, not Hispanic or Latino.

## TELEPHONE SERVICE AVAILABLE

### Source data for Chart 13

|                                  | African American   | White, Not Hispanic |
|----------------------------------|--------------------|---------------------|
|                                  | Polk County, Texas | Polk County, Texas  |
| Total:                           | 1,362              | 12,579              |
| With telephone service available | 1,226              | 12,147              |
| No telephone service available   | 136                | 432                 |

Source: Data Set: Census 2000 Summary File 3 (SF 3) - Sample Data -- HCT32B. TELEPHONE SERVICE AVAILABLE (BLACK OR AFRICAN AMERICAN ALONE HOUSEHOLDER) [3] - Universe: Occupied housing units with a householder who is Black or African American alone; HCT32I. TELEPHONE SERVICE AVAILABLE (WHITE ALONE, NOT HISPANIC OR LATINO HOUSEHOLDER) [3] - Universe: Occupied housing units with a householder who is White alone, not Hispanic or Latino.

## VEHICLES AVAILABLE

### Source data for Chart 14

|                              | African American   | White, Not Hispanic |
|------------------------------|--------------------|---------------------|
|                              | Polk County, Texas | Polk County, Texas  |
| Total:                       | 1,362              | 12,579              |
| No vehicle available         | 261                | 884                 |
| 1 or more vehicles available | 1,101              | 11,695              |

Source: Data Set: Census 2000 Summary File 3 (SF 3) - Sample Data -- HCT33B. VEHICLES AVAILABLE (BLACK OR AFRICAN AMERICAN ALONE HOUSEHOLDER) [3] - Universe: Occupied housing units with a householder who is Black or African American alone;; HCT33I. VEHICLES AVAILABLE (WHITE ALONE, NOT HISPANIC OR LATINO HOUSEHOLDER) [3] - Universe: Occupied housing units with a householder who is White alone, not Hispanic or Latino.

## PLUMBING FACILITIES

### Source data for Chart 15

|                                      | African American   | White, Not Hispanic |
|--------------------------------------|--------------------|---------------------|
|                                      | Polk County, Texas | Polk County, Texas  |
| Total:                               | 1,362              | 12,579              |
| Complete plumbing facilities         | 1,335              | 12,503              |
| Lacking complete plumbing facilities | 27                 | 76                  |

Source: Data Set: Census 2000 Summary File 3 (SF 3) - Sample Data -- HCT34B. PLUMBING FACILITIES (BLACK OR AFRICAN AMERICAN ALONE HOUSEHOLDER) [3] - Universe: Occupied housing units with a householder who is Black or African American alone; HCT34I. PLUMBING FACILITIES (WHITE ALONE, NOT HISPANIC OR LATINO HOUSEHOLDER) [3] - Universe: Occupied housing units with a householder who is White alone, not Hispanic or Latino.

## GROSS RENT AS A PERCENTAGE OF HOUSEHOLD INCOME IN 1999

### Source data for Chart 16

|                      | African American   | White, Not Hispanic |
|----------------------|--------------------|---------------------|
|                      | Polk County, Texas | Polk County, Texas  |
| Total:               | 482                | 1,990               |
| Less than 10 percent | 23                 | 139                 |
| 10 to 14 percent     | 46                 | 179                 |
| 15 to 19 percent     | 37                 | 213                 |
| 20 to 24 percent     | 55                 | 218                 |
| 25 to 29 percent     | 58                 | 132                 |
| 30 to 34 percent     | 32                 | 110                 |
| 35 to 39 percent     | 25                 | 94                  |
| 40 to 49 percent     | 22                 | 92                  |
| 50 percent or more   | 86                 | 299                 |
| Not computed         | 98                 | 514                 |

Source: Data Set: Census 2000 Summary File 3 (SF 3) - Sample Data -- HCT39B. GROSS RENT AS A PERCENTAGE OF HOUSEHOLD INCOME IN 1999 (BLACK OR AFRICAN AMERICAN ALONE HOUSEHOLDER) [11] - Universe: Specified renter-occupied housing units with a householder who is Black or African American alone; HCT39I. GROSS RENT AS A PERCENTAGE OF HOUSEHOLD INCOME IN 1999 (WHITE ALONE, NOT HISPANIC OR LATINO HOUSEHOLDER) [11] - Universe: Specified renter-occupied housing units with a householder who is White alone, not Hispanic or Latino.

## MEDIAN GROSS RENT

### Source data for Chart 17

|                   | African American   | White, Not Hispanic |
|-------------------|--------------------|---------------------|
|                   | Polk County, Texas | Polk County, Texas  |
| Median gross rent | \$ 330             | \$ 431              |

Source: Data Set: Census 2000 Summary File 3 (SF 3) - Sample Data -- HCT37B. MEDIAN GROSS RENT (DOLLARS) (BLACK OR AFRICAN AMERICAN ALONE HOUSEHOLDER) [1] - Universe: Specified renter-occupied housing units paying cash rent with a householder who is Black or African American alone; HCT37I. MEDIAN GROSS RENT (DOLLARS) (WHITE ALONE, NOT HISPANIC OR LATINO HOUSEHOLDER) [1] - Universe: Specified renter-occupied housing units paying cash rent with a householder who is White alone, not Hispanic or Latino.

## MEDIAN HOME VALUE

### Source data for Chart 18

|              | African American   | White, Not Hispanic |
|--------------|--------------------|---------------------|
|              | Polk County, Texas | Polk County, Texas  |
| Median value | \$ 35,800          | \$ 63,900           |

Source: Data Set: Census 2000 Summary File 3 (SF 3) - Sample Data -- HCT42B. MEDIAN VALUE (DOLLARS) (BLACK OR AFRICAN AMERICAN ALONE HOUSEHOLDER) [1] - Universe: Specified owner-occupied housing units with a householder who is Black or African American alone; HCT42I. MEDIAN VALUE (DOLLARS) (WHITE ALONE, NOT HISPANIC OR LATINO HOUSEHOLDER) [1] - Universe: Specified owner-occupied housing units with a householder who is White alone, not Hispanic or Latino.