

# **Selected Socio-Economic Data**

## **Panola County, Texas**

### **African American and White, Not Hispanic**

**Data Set: Census 2000 Summary File 3 (SF 3) - Sample Data**

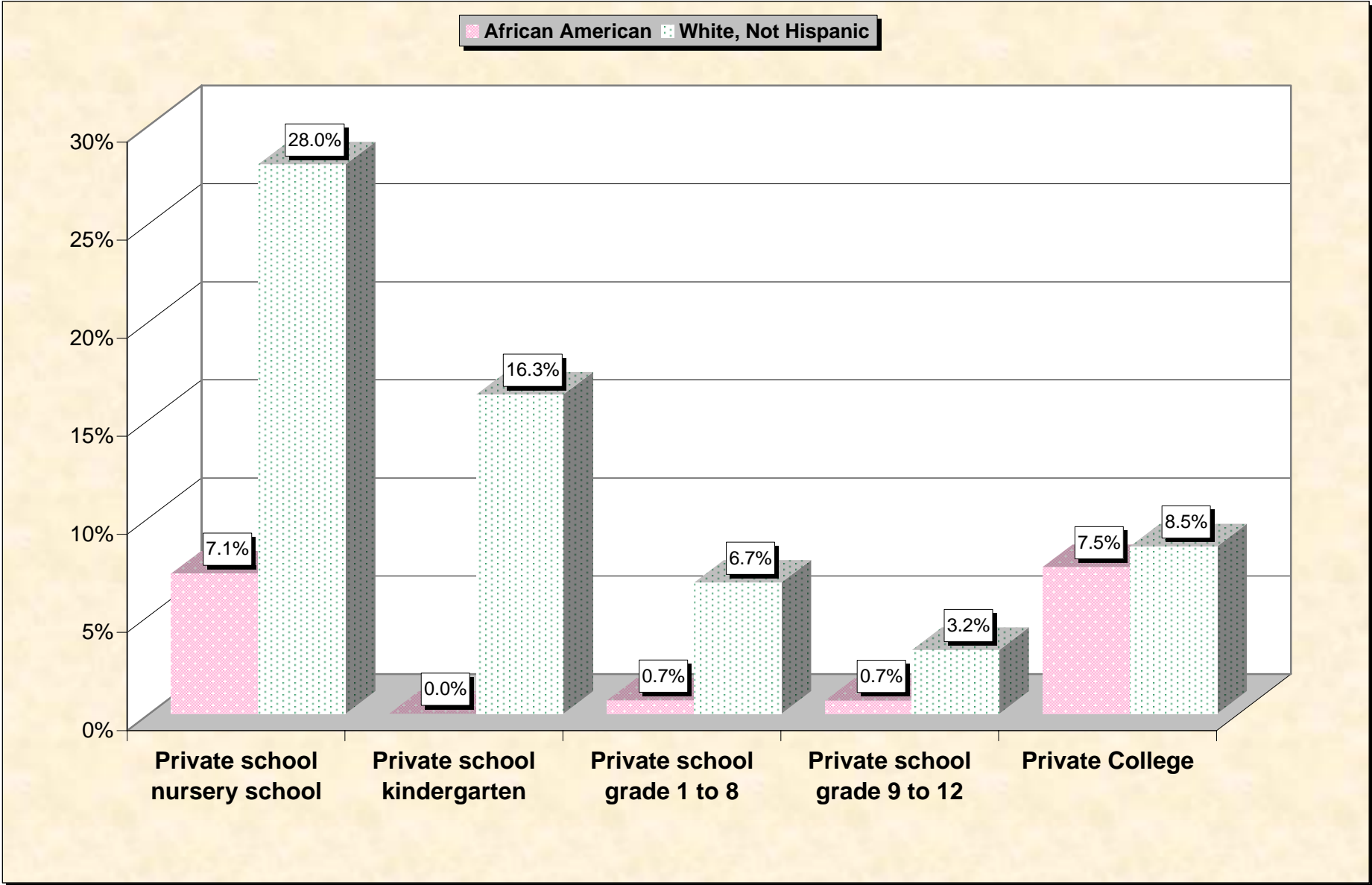
# Chart 1 -- Single-Parent Family Households (Householder 15 to 64 years) Panola County, Texas



Source: Data Set: Census 2000 Summary File 3 (SF 3) - Sample Data - P146B. HOUSEHOLDS BY AGE OF HOUSEHOLDER BY HOUSEHOLD TYPE (INCLUDING LIVING ALONE) BY PRESENCE OF OWN CHILDREN UNDER 18 YEARS (BLACK OR AFRICAN AMERICAN ALONE HOUSEHOLDER) [31] - Universe: Households with a householder who is Black or African American alone; P146I. HOUSEHOLDS BY AGE OF HOUSEHOLDER BY HOUSEHOLD TYPE (INCLUDING LIVING ALONE) BY PRESENCE OF OWN CHILDREN UNDER 18 YEARS (WHITE ALONE, NOT HISPANIC OR LATINO HOUSEHOLDER) [31] - Universe: Households with a householder who is White alone, not Hispanic or Latino.

# Chart 2 -- Private School Enrollment (3 years and over)

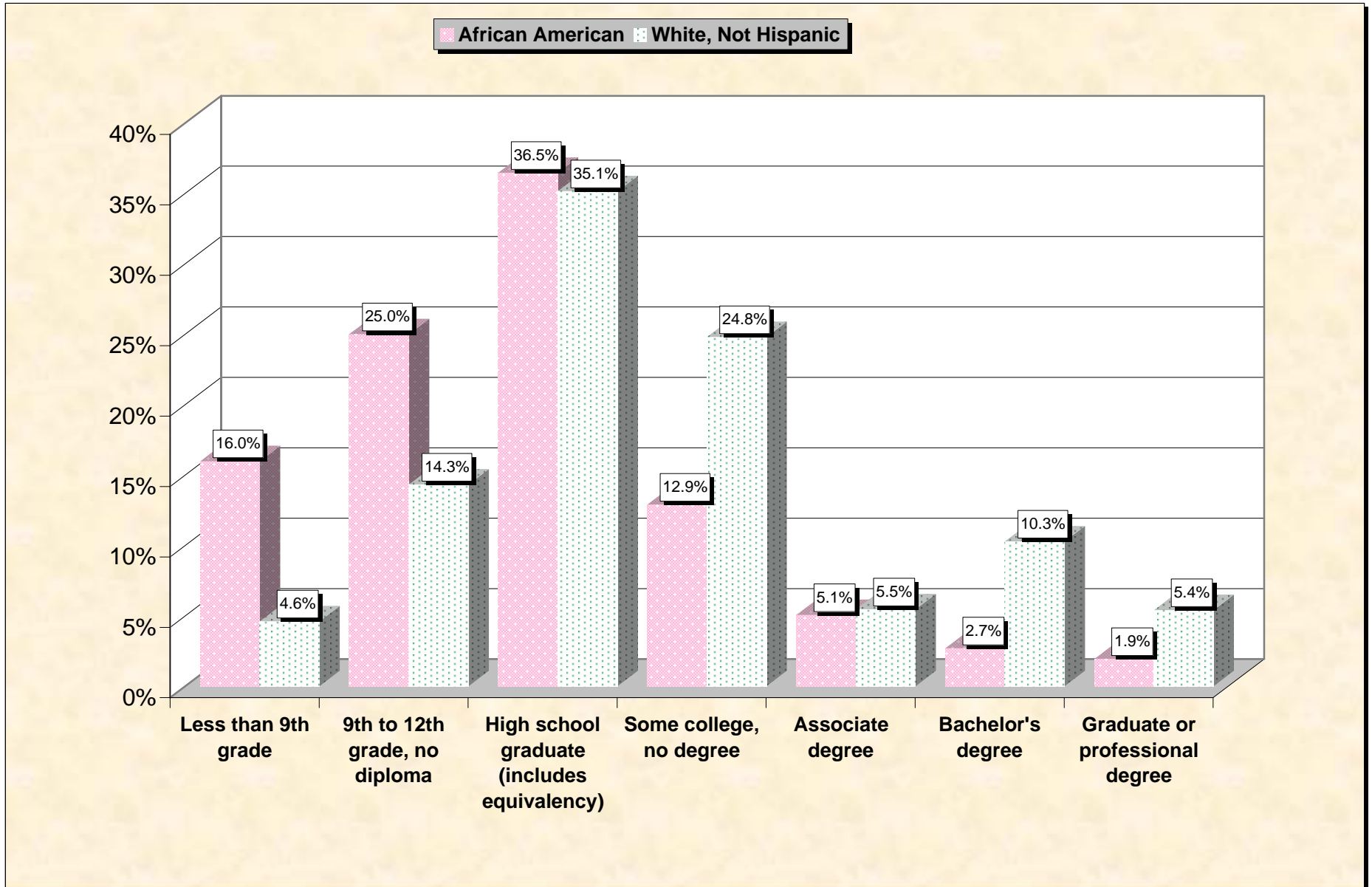
## Panola County, Texas



Source: Data Set: Census 2000 Summary File 3 (SF 3) - Sample Data -- P147B. SCHOOL ENROLLMENT BY LEVEL OF SCHOOL BY TYPE OF SCHOOL FOR THE POPULATION 3 YEARS AND OVER (BLACK OR AFRICAN AMERICAN ALONE) [17] - Universe: Black or African American alone 3 years and over; P147I. SCHOOL ENROLLMENT BY LEVEL OF SCHOOL BY TYPE OF SCHOOL FOR THE POPULATION 3 YEARS AND OVER (WHITE ALONE, NOT HISPANIC OR LATINO) [17] - Universe: White alone, not Hispanic or Latino population 3 years and over.

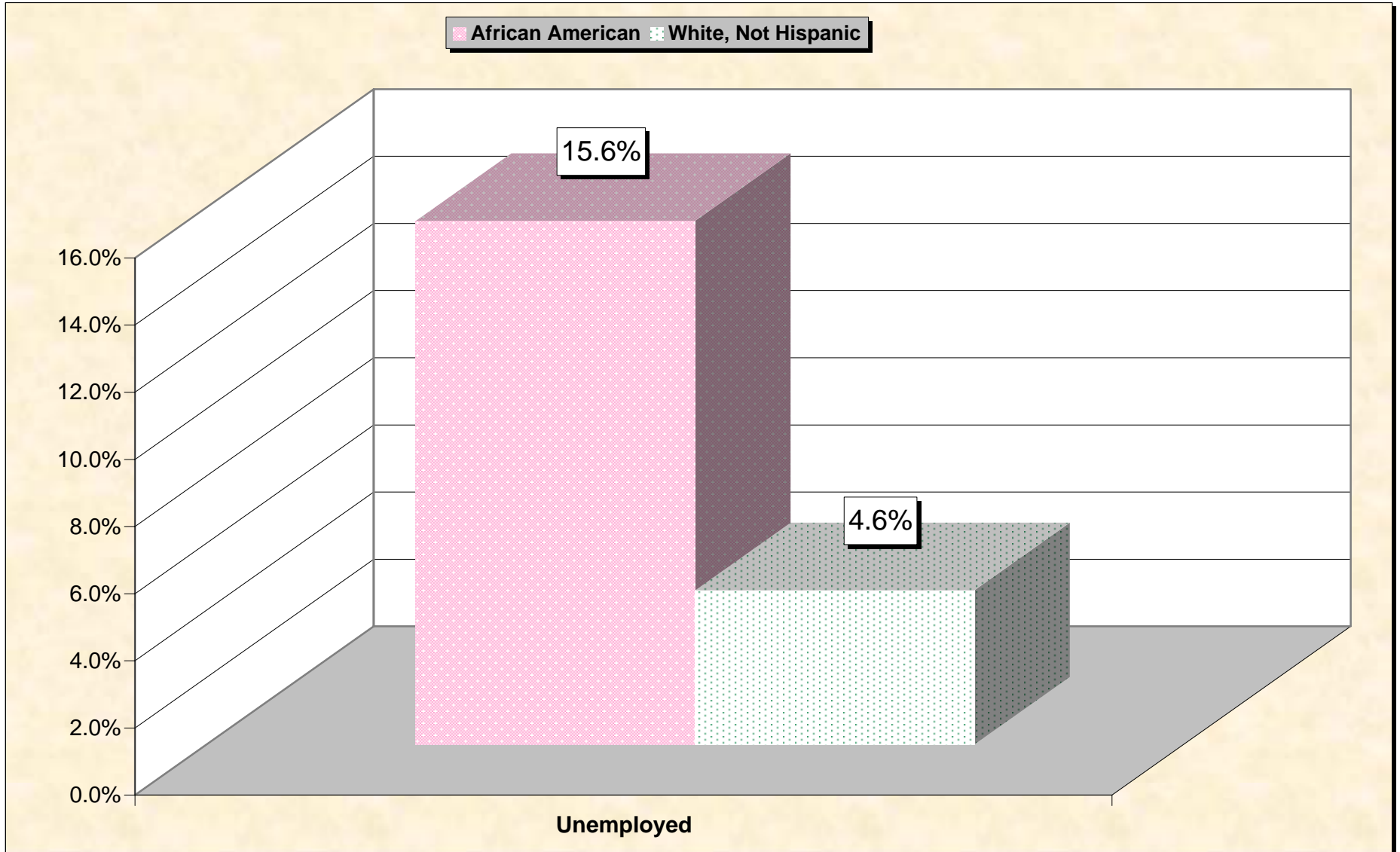
# Chart 3 -- Educational Attainment (25 years and over)

## Panola County, Texas



Source: Data Set: Census 2000 Summary File 3 (SF 3) - Sample Data -- P148B. SEX BY EDUCATIONAL ATTAINMENT FOR THE POPULATION 25 YEARS AND OVER (BLACK OR AFRICAN AMERICAN ALONE) [17] - Universe: Black or African American alone 25 years and over; P148I. SEX BY EDUCATIONAL ATTAINMENT FOR THE POPULATION 25 YEARS AND OVER (WHITE ALONE, NOT HISPANIC OR LATINO) [17] - Universe: White alone, not Hispanic or Latino population 25 years and over.

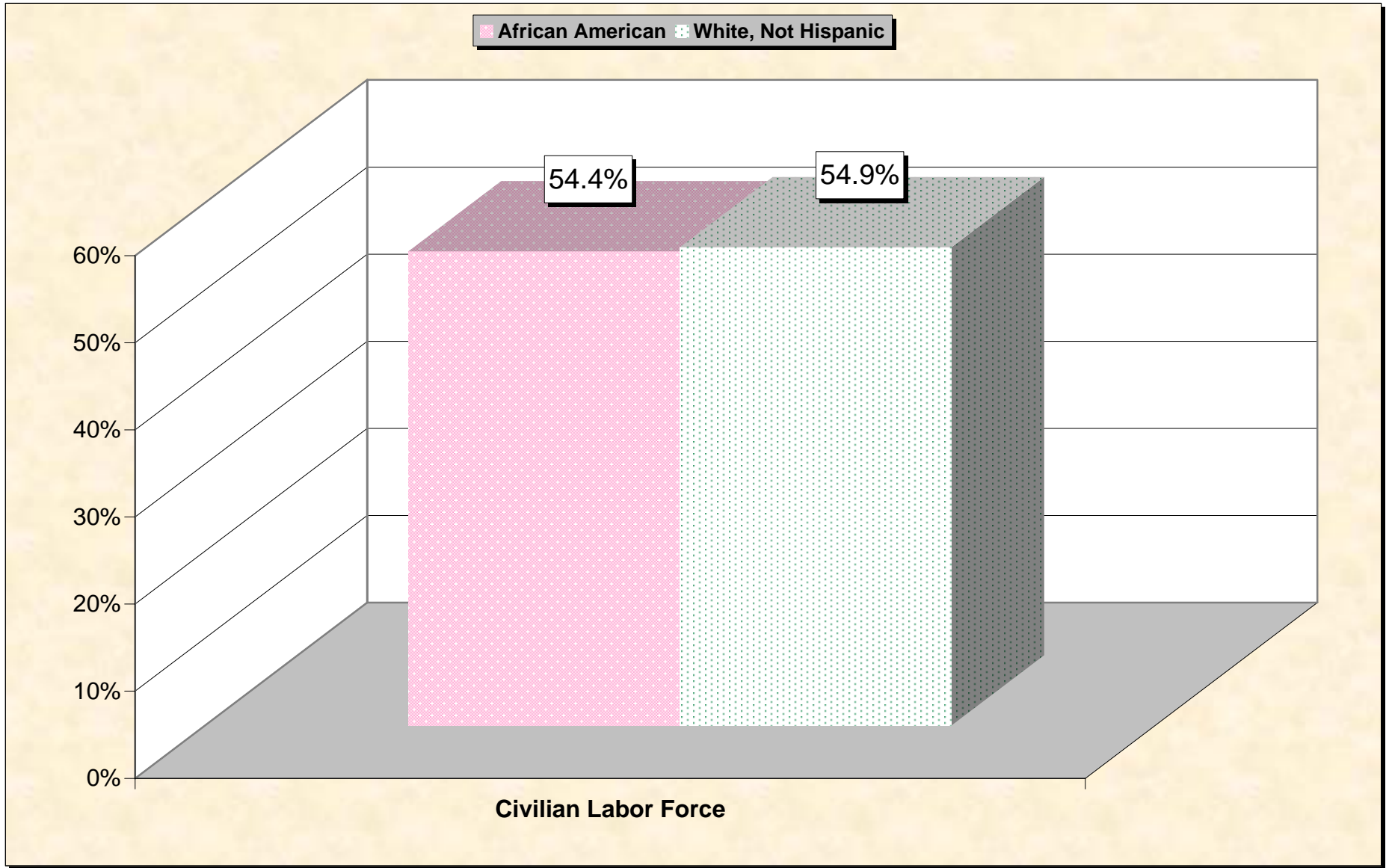
# Chart 4 -- Unemployment Rate (Civilian Labor Force) Panola County, Texas



**Note:** Unemployment rate is defined as a percentage of the civilian labor force.

Source: Data Set: Census 2000 Summary File 3 (SF 3) - Sample Data -- P150B. SEX BY EMPLOYMENT STATUS FOR THE POPULATION 16 YEARS AND OVER (BLACK OR AFRICAN AMERICAN ALONE) [15] - Universe: Black or African American alone 16 years and over; P150I. SEX BY EMPLOYMENT STATUS FOR THE POPULATION 16 YEARS AND OVER (WHITE ALONE, NOT HISPANIC OR LATINO) [15] - Universe: White alone, not Hispanic or Latino population 16 years and over.

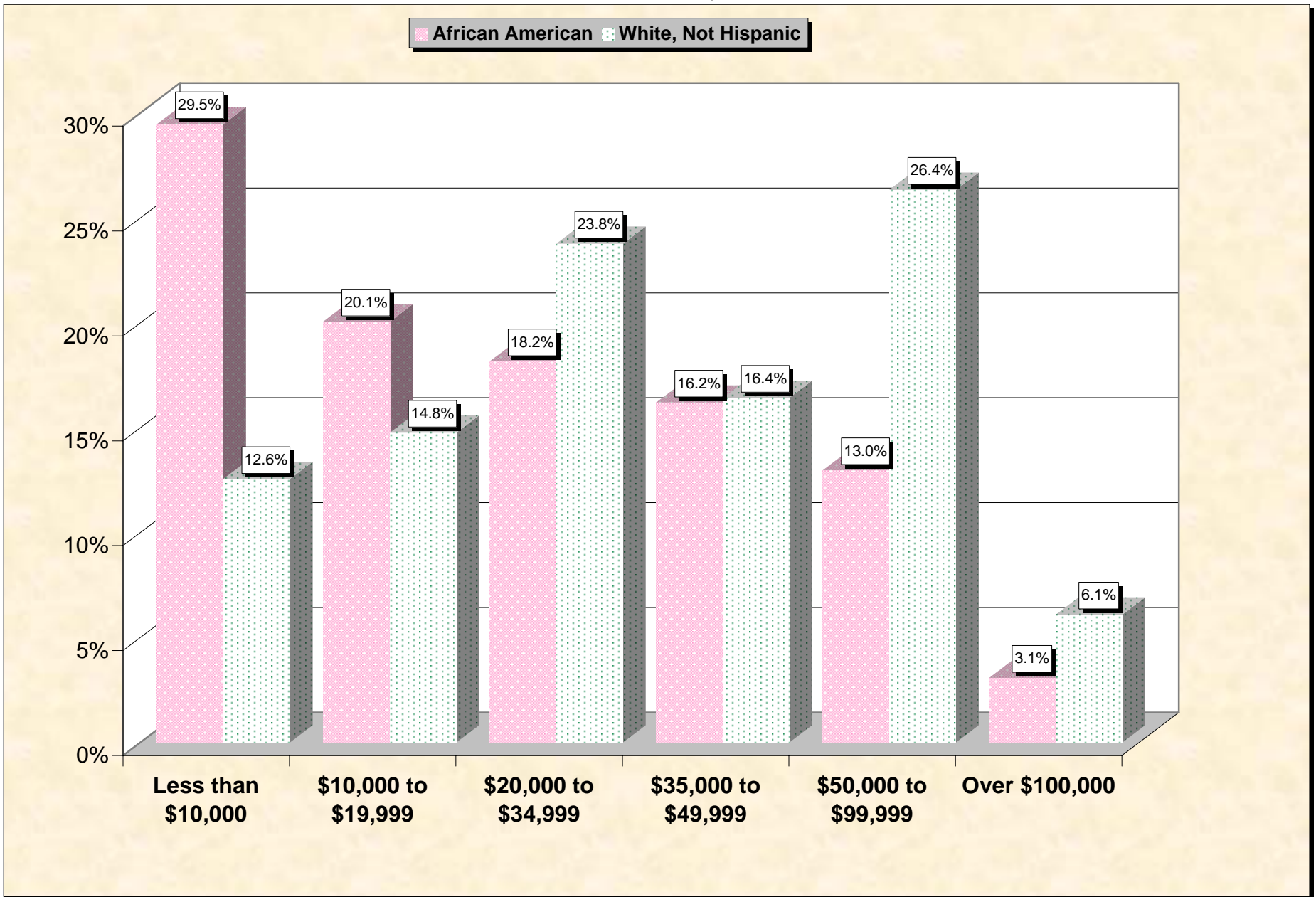
# Chart 5 -- Labor Force Participation (Civilian Labor Force) Panola County, Texas



**Note:** Labor force participation rate is defined as a percentage of the civilian population over 16.

Source: Data Set: Census 2000 Summary File 3 (SF 3) - Sample Data -- P150B. SEX BY EMPLOYMENT STATUS FOR THE POPULATION 16 YEARS AND OVER (BLACK OR AFRICAN AMERICAN ALONE) [15] - Universe: Black or African American alone 16 years and over; P150I. SEX BY EMPLOYMENT STATUS FOR THE POPULATION 16 YEARS AND OVER (WHITE ALONE, NOT HISPANIC OR LATINO) [15] - Universe: White alone, not Hispanic or Latino population 16 years and over.

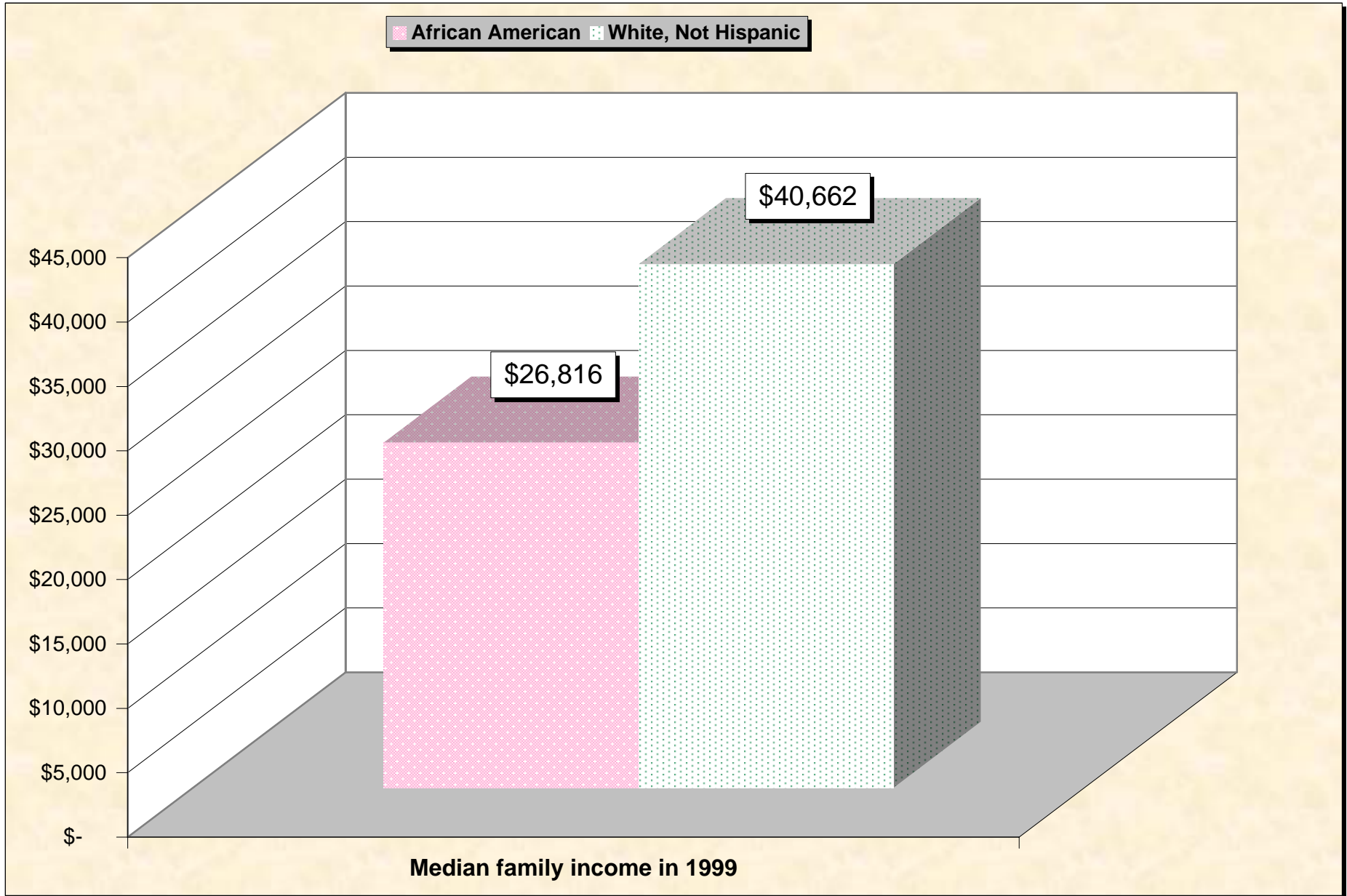
## Chart 6 -- Household Income in 1999 Panola County, Texas



Source: Data Set: Census 2000 Summary File 3 (SF 3) - Sample Data -- P151B. HOUSEHOLD INCOME IN 1999 (BLACK OR AFRICAN AMERICAN ALONE HOUSEHOLDER) [17] - Universe: Households with a householder who is Black or African American alone; P151I. HOUSEHOLD INCOME IN 1999 (WHITE ALONE, NOT HISPANIC OR LATINO HOUSEHOLDER) [17] - Universe: Households with a householder who is White alone, not Hispanic or Latino.

# Chart 7 -- Median Family Income In 1999

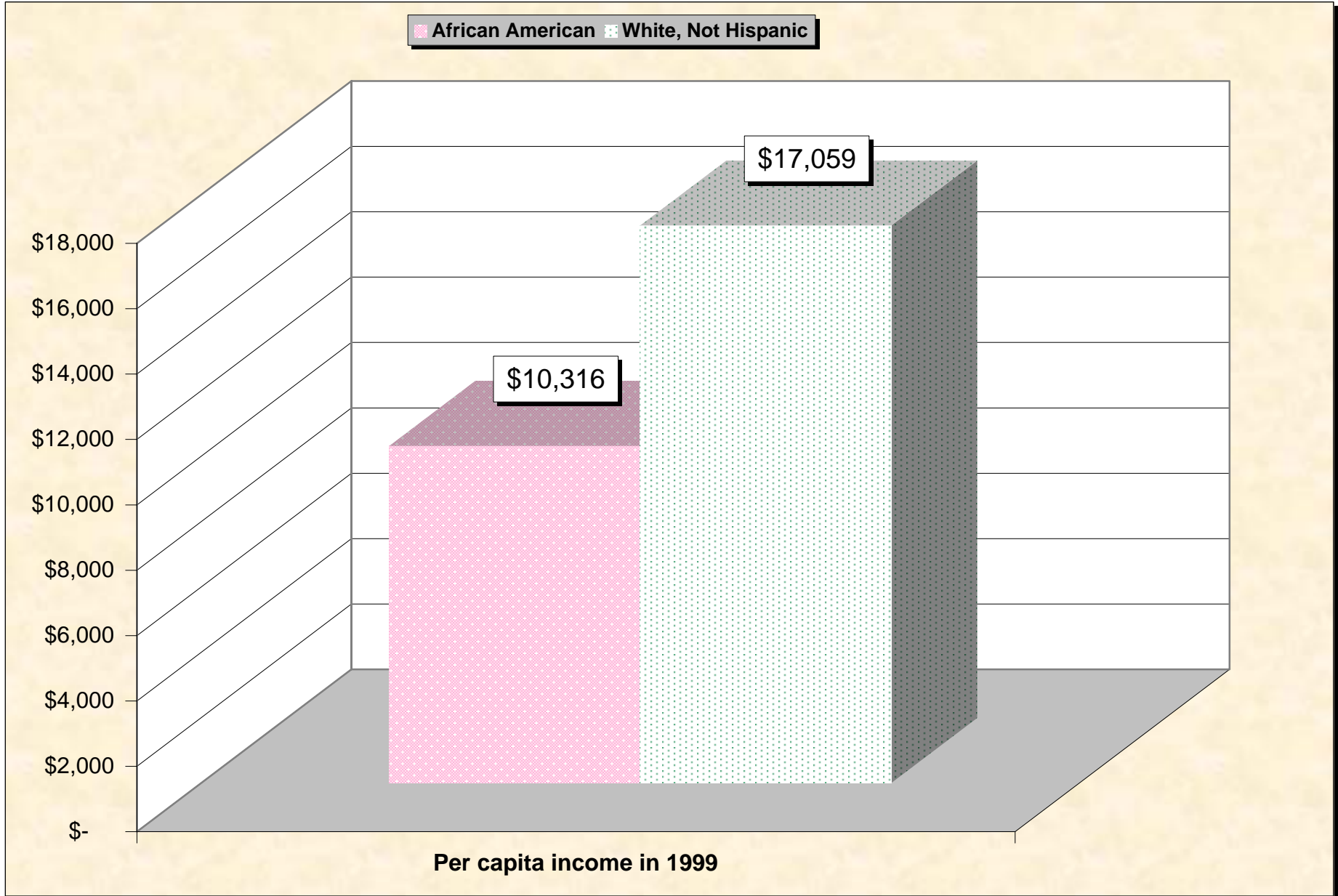
## Panola County, Texas



Source: Data Set: Census 2000 Summary File 3 (SF 3) - Sample Data -- P155B. MEDIAN FAMILY INCOME IN 1999 (DOLLARS) (BLACK OR AFRICAN AMERICAN ALONE HOUSEHOLDER) [1] - Universe: Families with a householder who is Black or African American alone ; P155I. MEDIAN FAMILY INCOME IN 1999 (DOLLARS) (WHITE ALONE, NOT HISPANIC OR LATINO HOUSEHOLDER) [1] - Universe: Families with a householder who is White alone, not Hispanic or Latino.

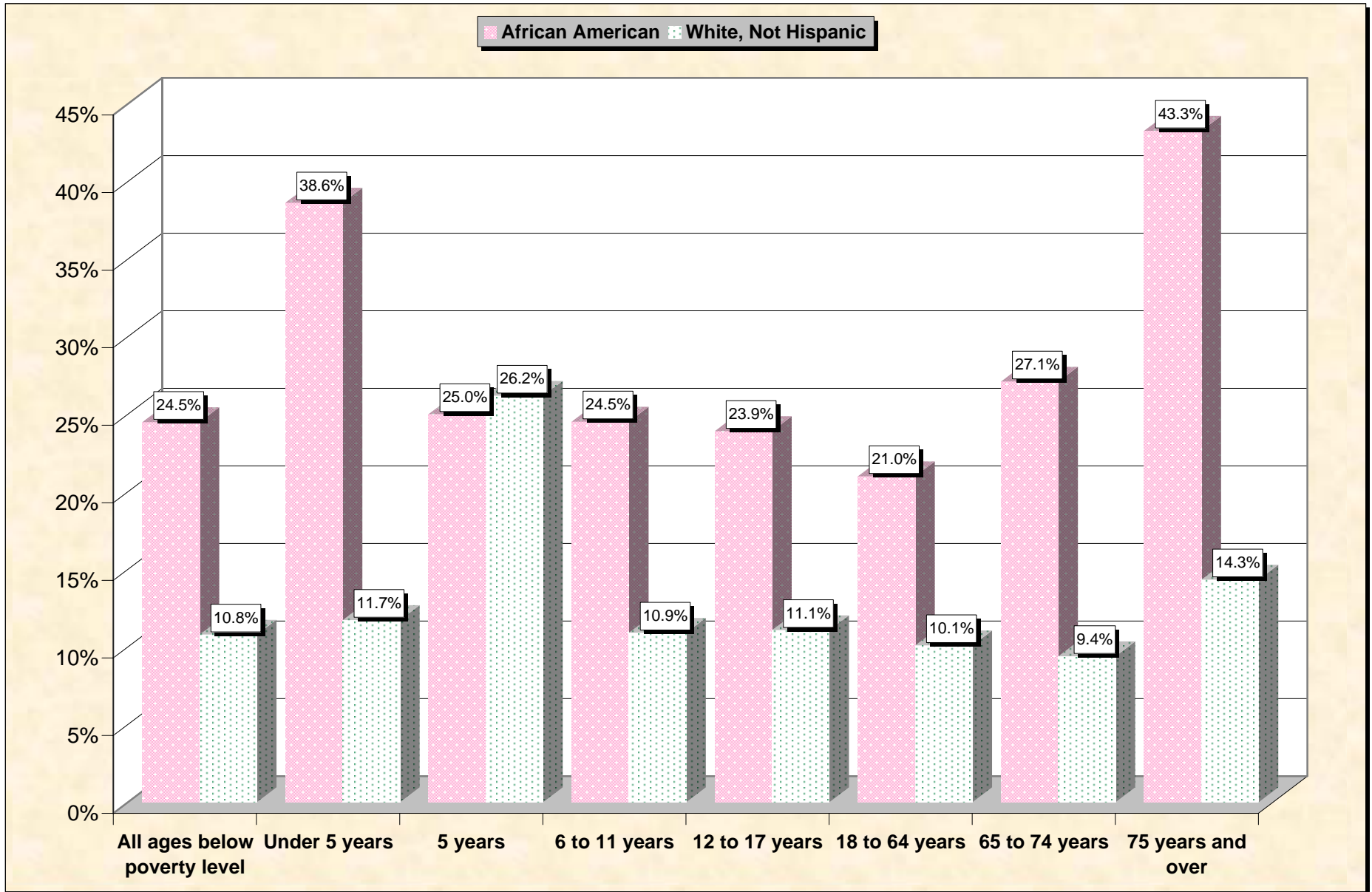


# Chart 8 -- Per Capita Income In 1999 Panola County, Texas



Source: Data Set: Census 2000 Summary File 3 (SF 3) - Sample Data -- P157B. PER CAPITA INCOME IN 1999 (DOLLARS) (BLACK OR AFRICAN AMERICAN ALONE) [1] - Universe: Black or African American alone; P157I. PER CAPITA INCOME IN 1999 (DOLLARS) (WHITE ALONE, NOT HISPANIC OR LATINO) [1] - Universe: White alone, not Hispanic or Latino population.

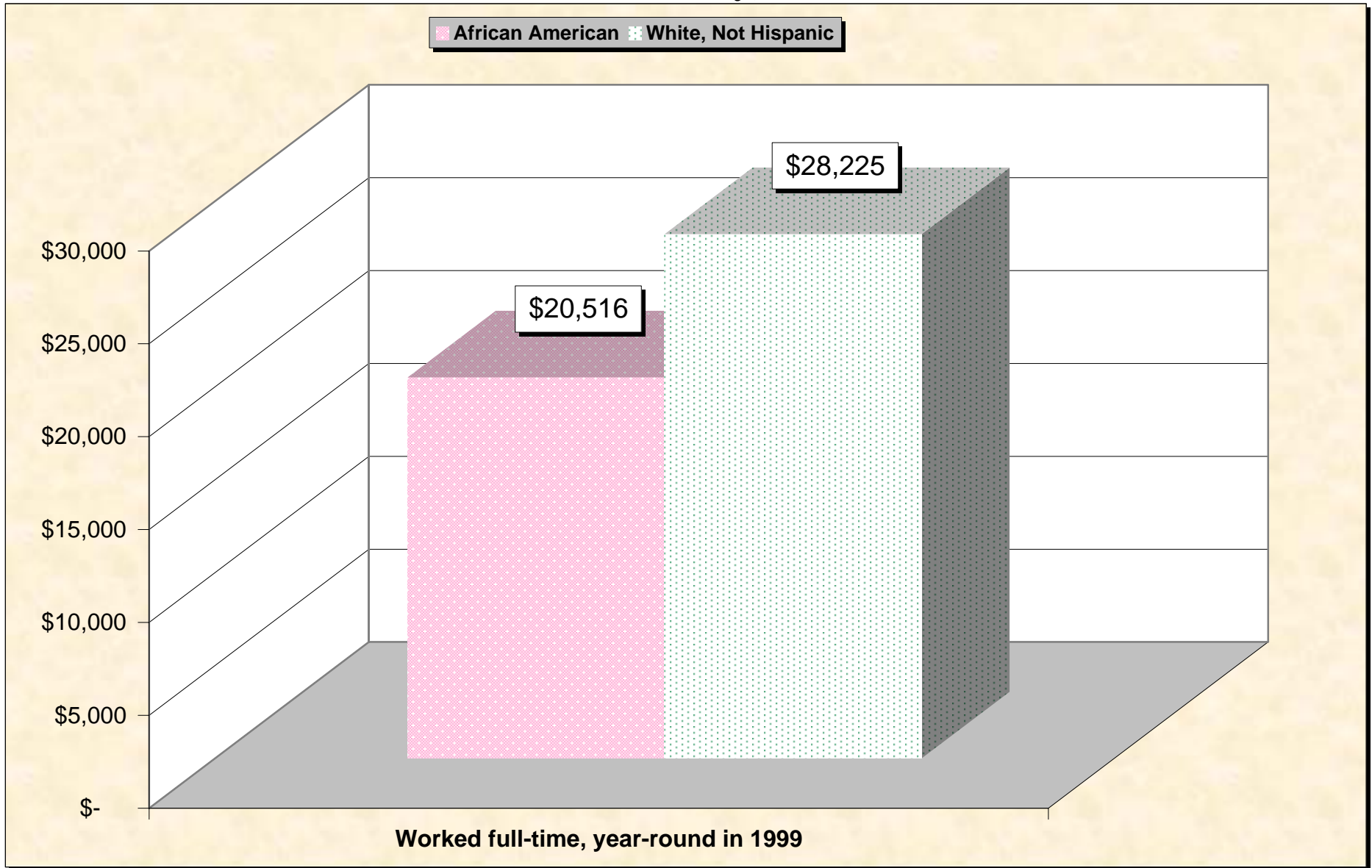
## Chart 9 -- Income in 1999 Below Poverty Level by Age Panola County, Texas



Source: Data Set: Census 2000 Summary File 3 (SF 3) - Sample Data -- P159B. POVERTY STATUS IN 1999 BY AGE (BLACK OR AFRICAN AMERICAN ALONE) [17] - Universe: Black or African American alone for whom poverty status is determined; P159I. POVERTY STATUS IN 1999 BY AGE (WHITE ALONE, NOT HISPANIC OR LATINO) [17] - Universe: White alone, not Hispanic or Latino population for whom poverty status is determined.

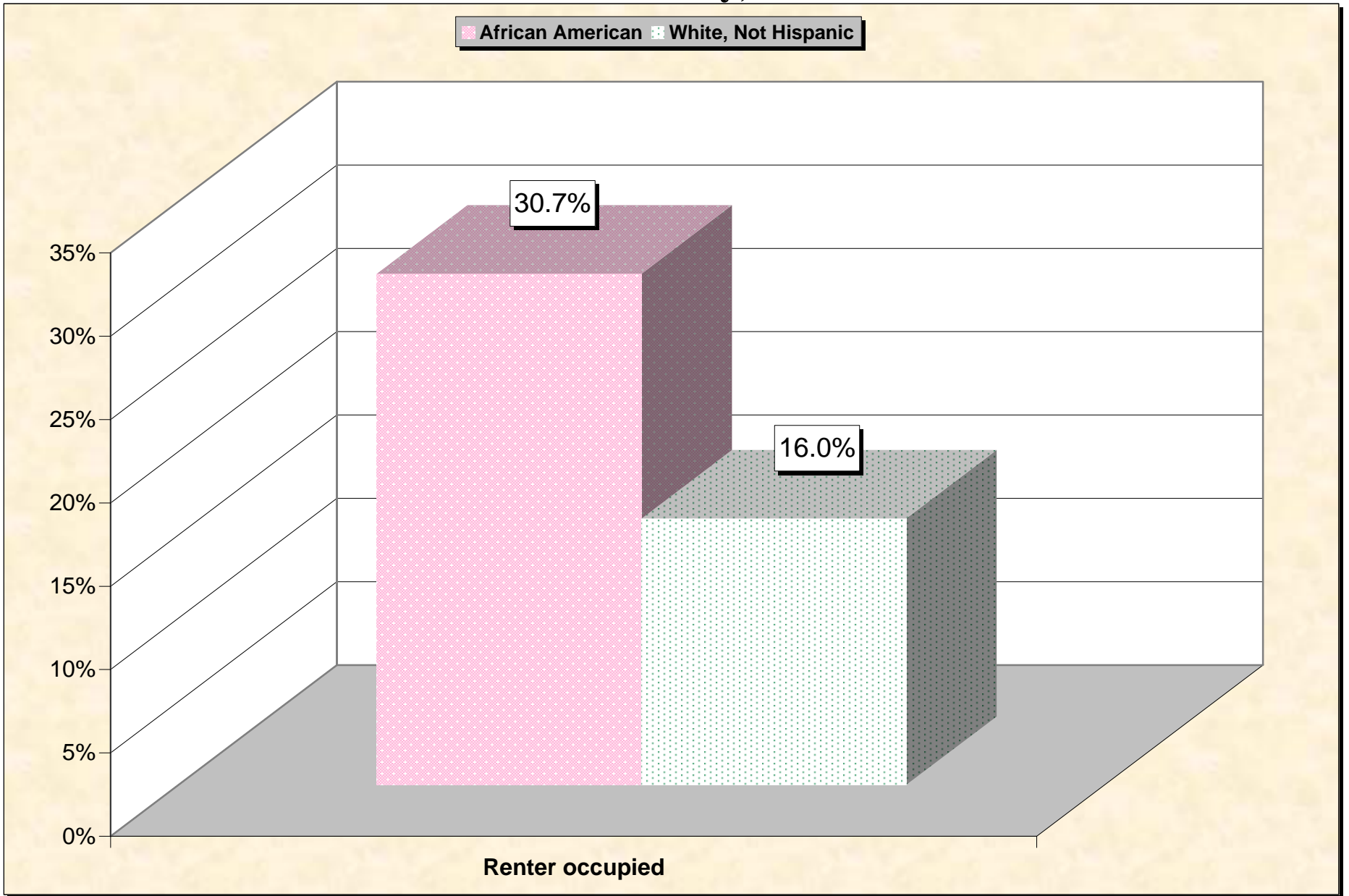
# Chart 10 -- Median Earnings in 1999

## Panola County, Texas



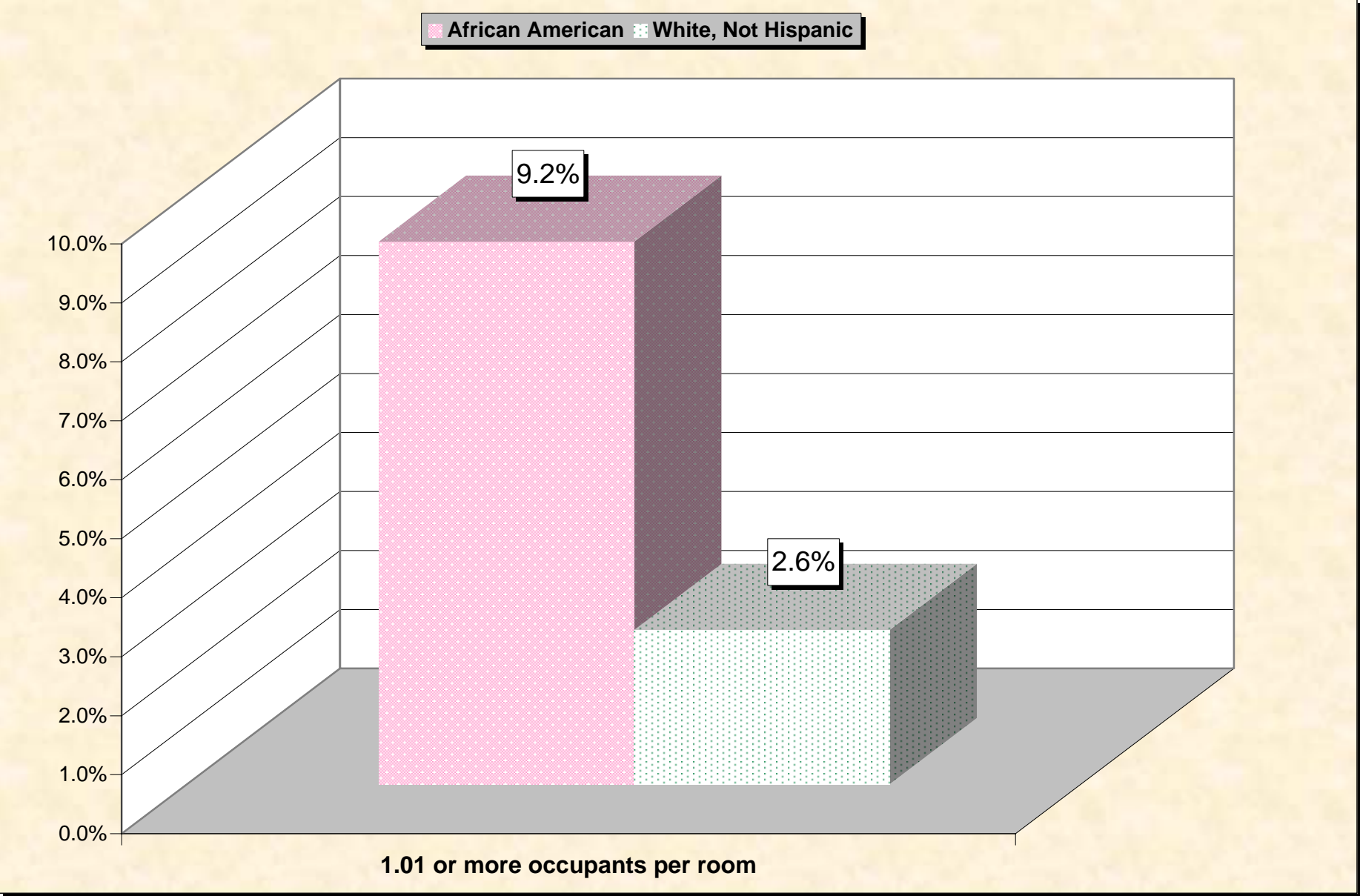
Source: Data Set: Census 2000 Summary File 3 (SF 3) - Sample Data -- PCT74B. MEDIAN EARNINGS IN 1999 (DOLLARS) BY WORK EXPERIENCE IN 1999 BY SEX FOR THE POPULATION 16 YEARS AND OVER WITH EARNINGS (BLACK OR AFRICAN AMERICAN ALONE) [6] - Universe: Black or African American alone 16 years and over with earnings in 1999; PCT74I. MEDIAN EARNINGS IN 1999 (DOLLARS) BY WORK EXPERIENCE IN 1999 BY SEX FOR THE POPULATION 16 YEARS AND OVER WITH EARNINGS (WHITE ALONE, NOT HISPANIC OR LATINO) [6] - Universe: White alone, not Hispanic or Latino population 16 years and over with earnings in 1999.

# Chart 11 -- Renter-Occupied Housing Panola County, Texas



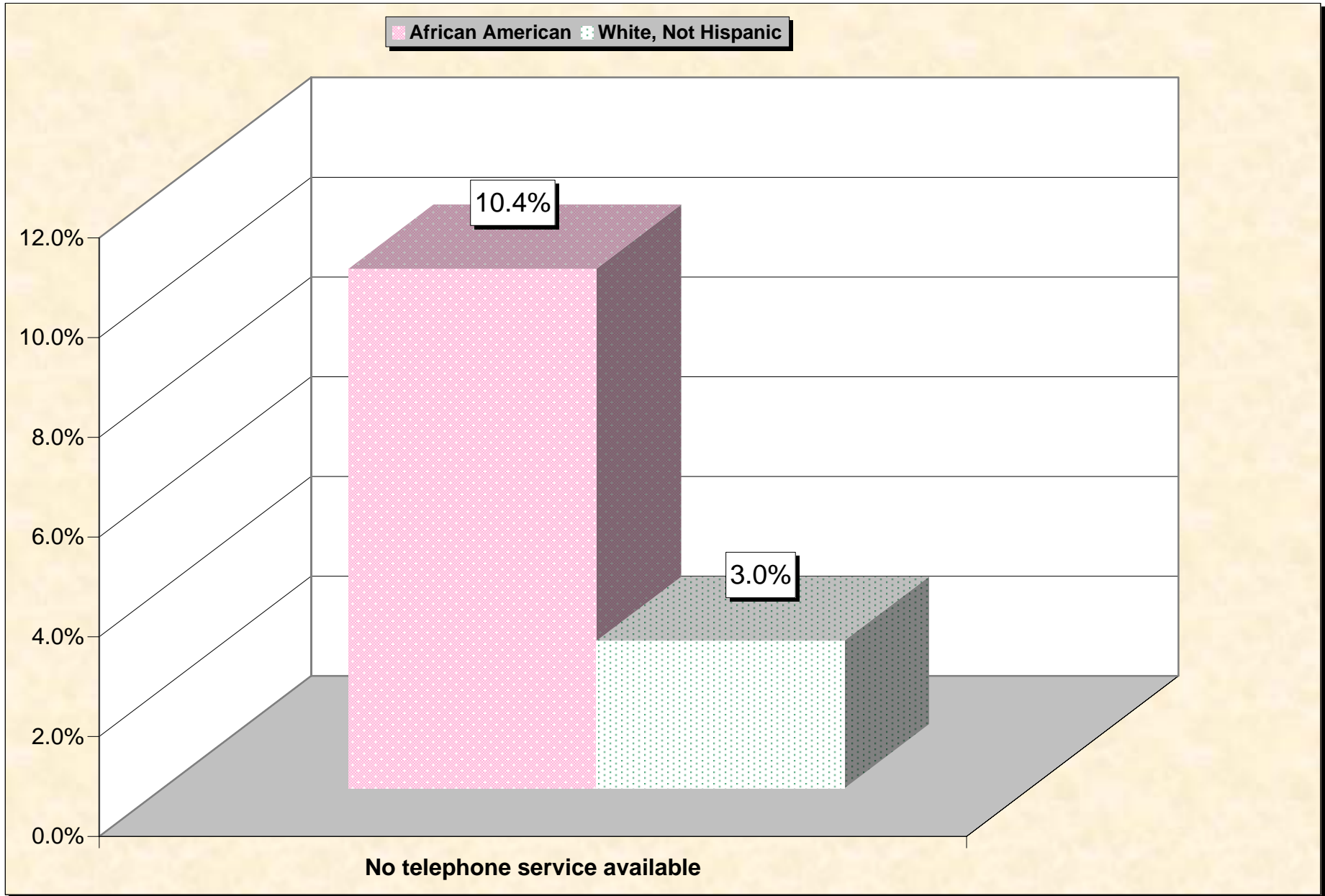
Source: Data Set: Census 2000 Summary File 3 (SF 3) - Sample Data -- H11. TENURE BY RACE OF HOUSEHOLDER [17] - Universe: Occupied housing units; H13. TENURE (WHITE ALONE, NOT HISPANIC OR LATINO HOUSEHOLDER) [3] - Universe: Occupied housing units with a householder who is White alone, not Hispanic or Latino.

# Chart 12 -- Occupants Per Room (Crowding) by Household Panola County, Texas



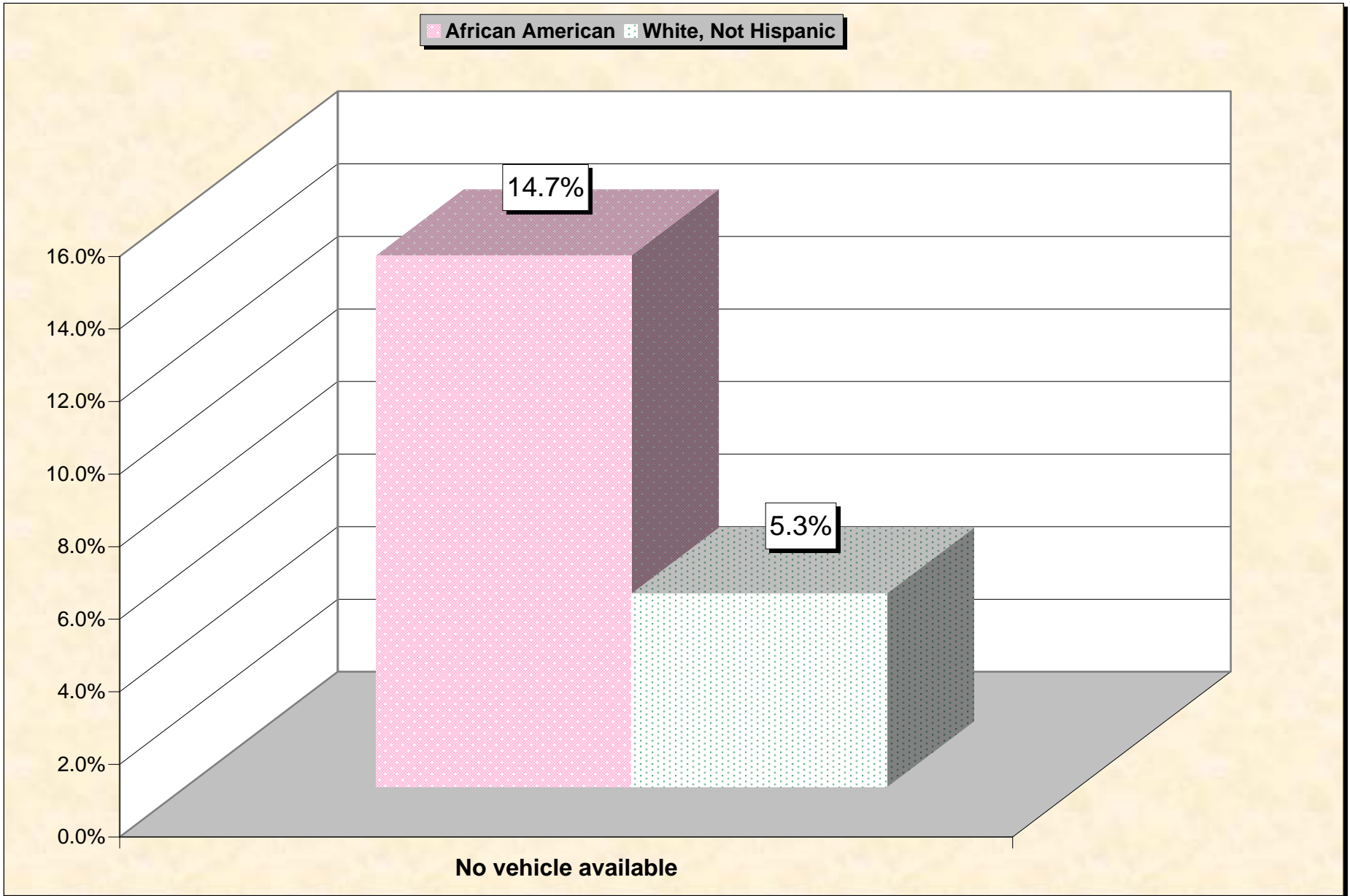
Source: Data Set: Census 2000 Summary File 3 (SF 3) - Sample Data -- HCT29B. OCCUPANTS PER ROOM (BLACK OR AFRICAN AMERICAN ALONE HOUSEHOLDER) [3] - Universe: Occupied housing units with a householder who is Black or African American alone; HCT29I. OCCUPANTS PER ROOM (WHITE ALONE, NOT HISPANIC OR LATINO HOUSEHOLDER) [3] - Universe: Occupied housing units with a householder who is White alone, not Hispanic or Latino.

# Chart 13 -- Lack of Telephone Service by Household Panola County, Texas



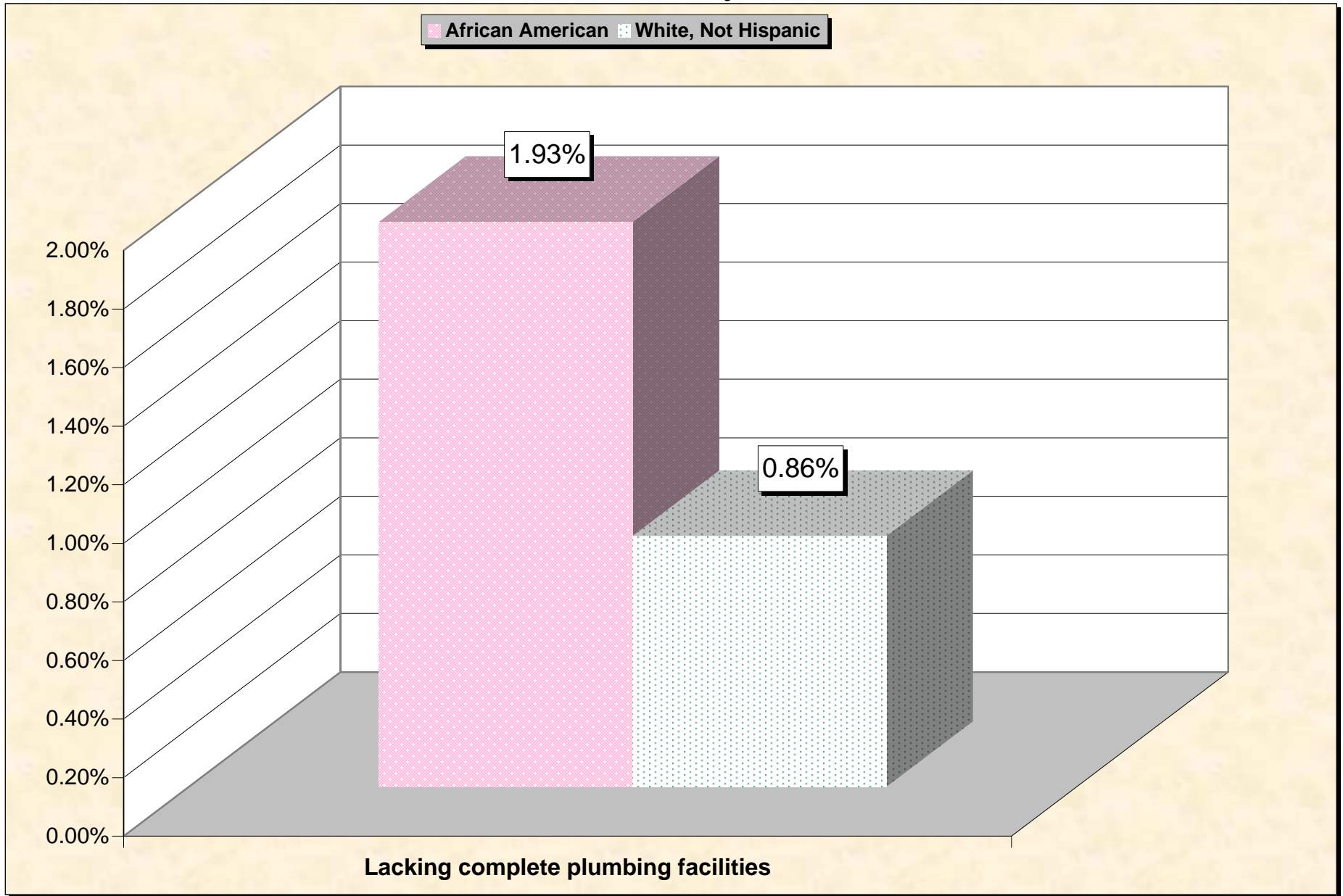
Source: Data Set: Census 2000 Summary File 3 (SF 3) - Sample Data -- HCT32B. TELEPHONE SERVICE AVAILABLE (BLACK OR AFRICAN AMERICAN ALONE HOUSEHOLDER) [3] - Universe: Occupied housing units with a householder who is Black or African American alone; HCT32I. TELEPHONE SERVICE AVAILABLE (WHITE ALONE, NOT HISPANIC OR LATINO HOUSEHOLDER) [3] - Universe: Occupied housing units with a householder who is White alone, not Hispanic or Latino.

# Chart 14 -- Lack of Vehicle By Household Panola County, Texas



Source: Data Set: Census 2000 Summary File 3 (SF 3) - Sample Data -- HCT33B. VEHICLES AVAILABLE (BLACK OR AFRICAN AMERICAN ALONE HOUSEHOLDER) [3] - Universe: Occupied housing units with a householder who is Black or African American alone;; HCT33I. VEHICLES AVAILABLE (WHITE ALONE, NOT HISPANIC OR LATINO HOUSEHOLDER) [3] - Universe: Occupied housing units with a householder who is White alone, not Hispanic or Latino.

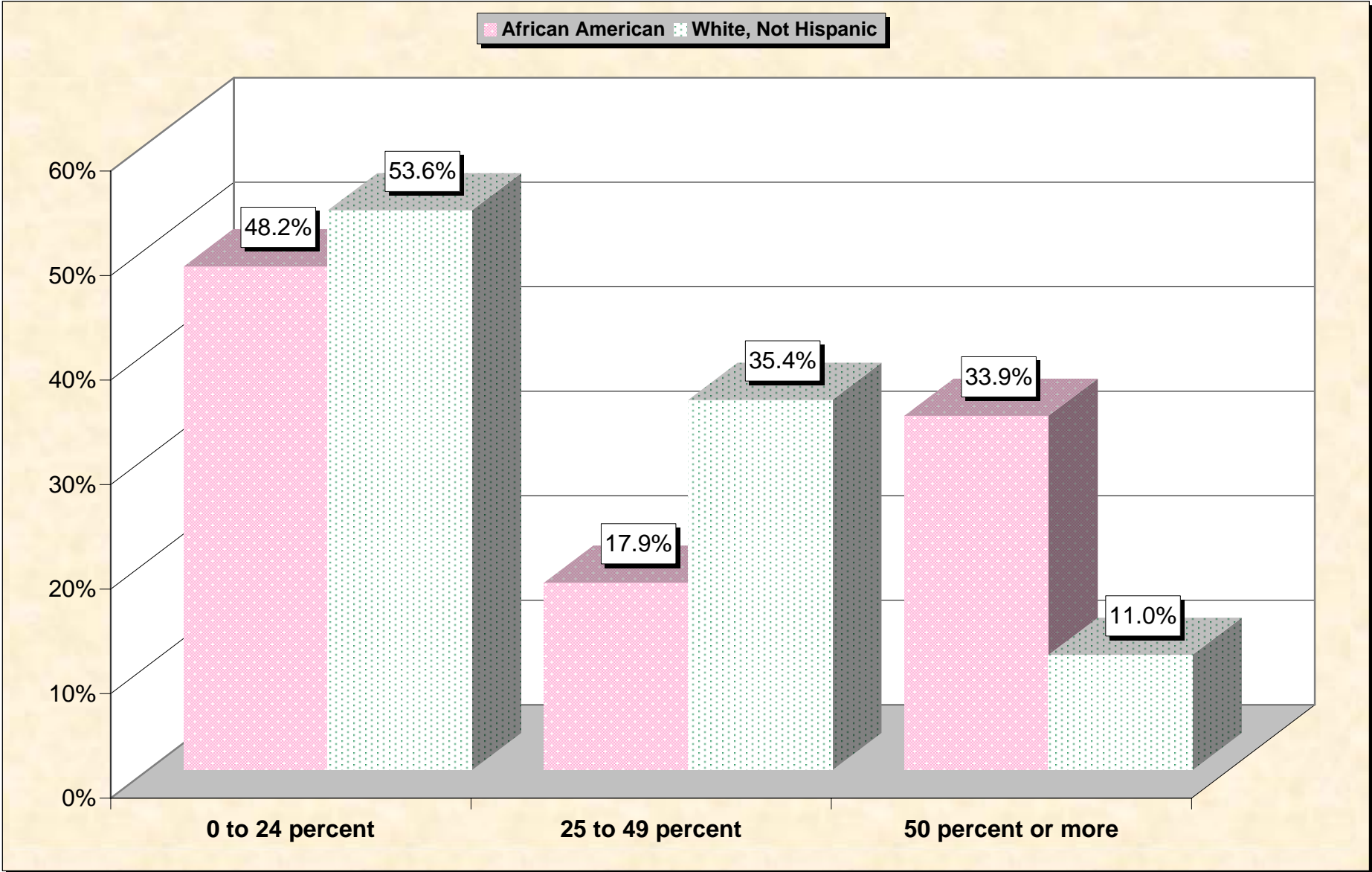
# Chart 15 -- Lack of Plumbing By Household Panola County, Texas



Source: Data Set: Census 2000 Summary File 3 (SF 3) - Sample Data -- HCT34B. PLUMBING FACILITIES (BLACK OR AFRICAN AMERICAN ALONE HOUSEHOLDER) [3] - Universe: Occupied housing units with a householder who is Black or African American alone; HCT34I. PLUMBING FACILITIES (WHITE ALONE, NOT HISPANIC OR LATINO HOUSEHOLDER) [3] - Universe: Occupied housing units with a householder who is White alone, not Hispanic or Latino.

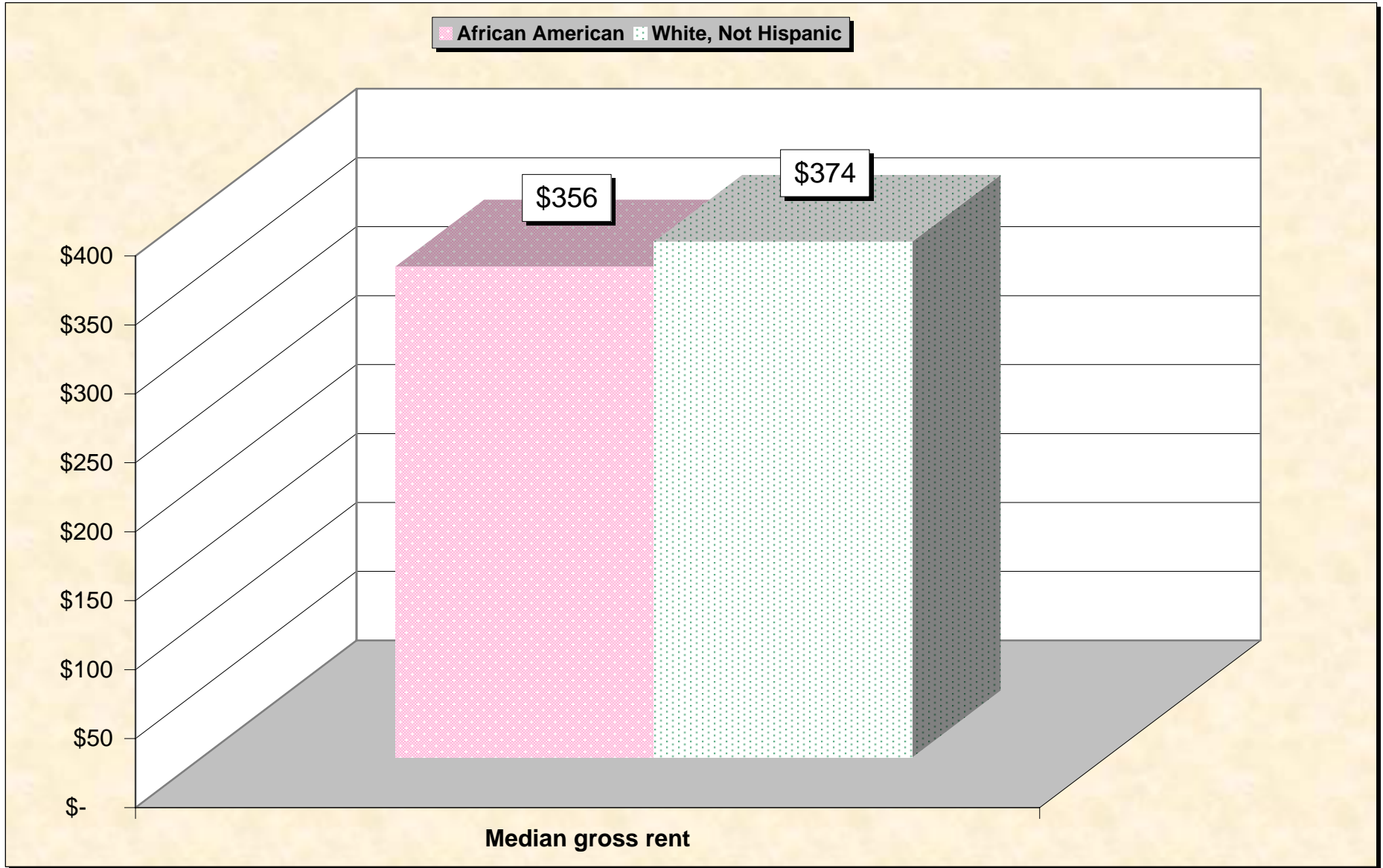


# Chart 16 -- Gross Rent as a Percentage of Household Income in 1999 Panola County, Texas



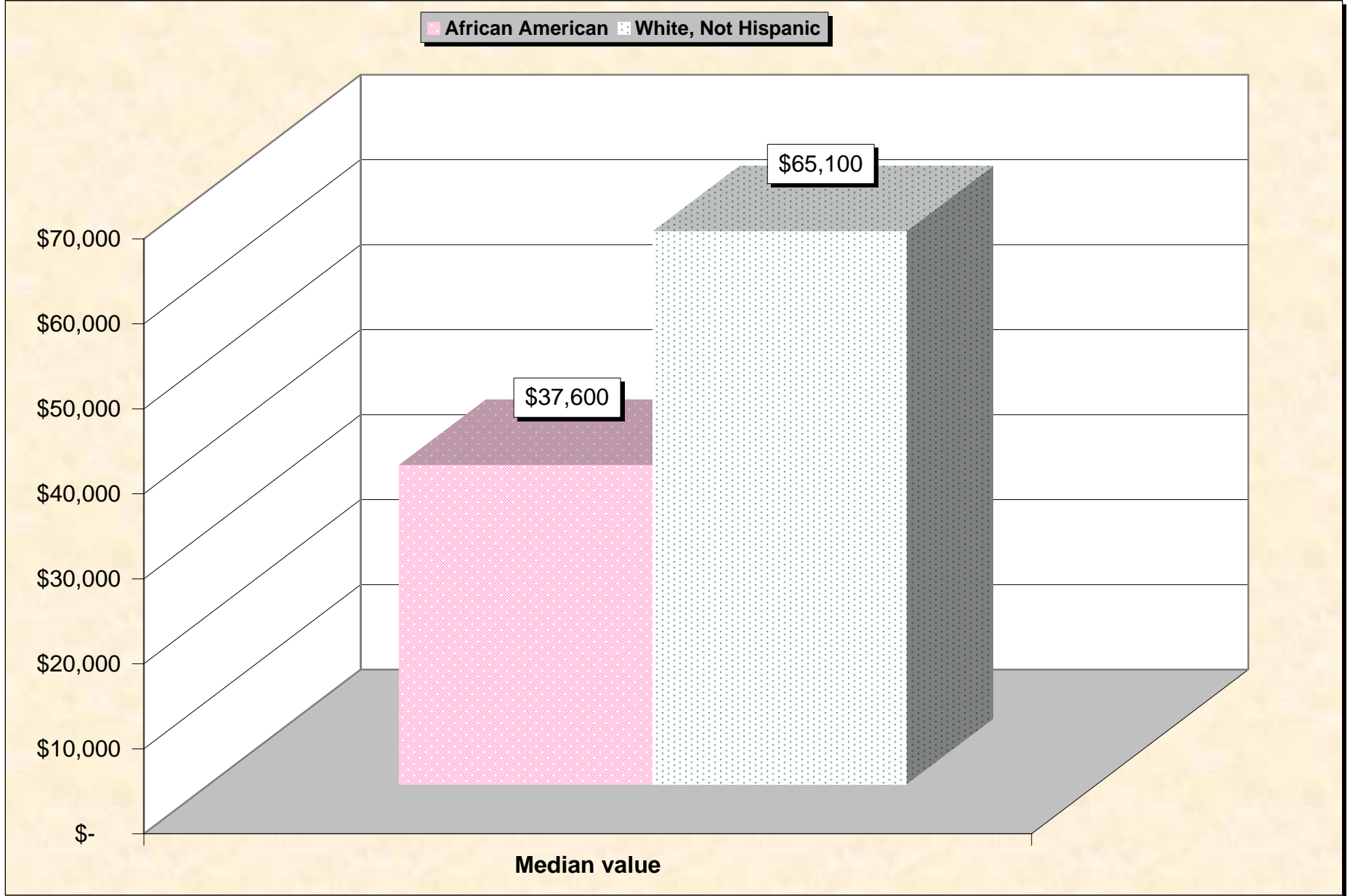
Source: Data Set: Census 2000 Summary File 3 (SF 3) - Sample Data -- HCT39B. GROSS RENT AS A PERCENTAGE OF HOUSEHOLD INCOME IN 1999 (BLACK OR AFRICAN AMERICAN ALONE HOUSEHOLDER) [11] - Universe: Specified renter-occupied housing units with a householder who is Black or African American alone; HCT39I. GROSS RENT AS A PERCENTAGE OF HOUSEHOLD INCOME IN 1999 (WHITE ALONE, NOT HISPANIC OR LATINO HOUSEHOLDER) [11] - Universe: Specified renter-occupied housing units with a householder who is White alone, not Hispanic or Latino.

# Chart 17 -- Median Gross Rent By Household Panola County, Texas



Source: Data Set: Census 2000 Summary File 3 (SF 3) - Sample Data -- HCT37B. MEDIAN GROSS RENT (DOLLARS) (BLACK OR AFRICAN AMERICAN ALONE HOUSEHOLDER) [1] - Universe: Specified renter-occupied housing units paying cash rent with a householder who is Black or African American alone; HCT37I. MEDIAN GROSS RENT (DOLLARS) (WHITE ALONE, NOT HISPANIC OR LATINO HOUSEHOLDER) [1] - Universe: Specified renter-occupied housing units paying cash rent with a householder who is White alone, not Hispanic or Latino.

# Chart 18 -- Median Home Value By Household Panola County, Texas



Source: Data Set: Census 2000 Summary File 3 (SF 3) - Sample Data -- HCT42B. MEDIAN VALUE (DOLLARS) (BLACK OR AFRICAN AMERICAN ALONE HOUSEHOLDER) [1] - Universe: Specified owner-occupied housing units with a householder who is Black or African American alone; HCT42I. MEDIAN VALUE (DOLLARS) (WHITE ALONE, NOT HISPANIC OR LATINO HOUSEHOLDER) [1] - Universe: Specified owner-occupied housing units with a householder who is White alone, not Hispanic or Latino.

## HOUSEHOLDS BY AGE OF HOUSEHOLDER BY HOUSEHOLD TYPE (INCLUDING LIVING ALONE) BY PRESENCE OF OWN CHILDREN UNDER 18 YEARS

Source data for Chart 1

|   | African American        | White, Not Hispanic     |
|---|-------------------------|-------------------------|
|   | Panola County,<br>Texas | Panola County,<br>Texas |
| Total:                                  | 1,425                   | 7,115                   |
| Householder 15 to 64 years:             | 1,020                   | 5,151                   |
| Family households:                      | 789                     | 4,180                   |
| Married-couple family:                  | 468                     | 3,664                   |
| With own children under 18 years        | 300                     | 1,811                   |
| No own children under 18 years          | 168                     | 1,853                   |
| Other family:                           | 321                     | 516                     |
| Male householder, no wife present:      | 65                      | 133                     |
| With own children under 18 years        | 29                      | 104                     |
| No own children under 18 years          | 36                      | 29                      |
| Female householder, no husband present: | 256                     | 383                     |
| With own children under 18 years        | 165                     | 299                     |
| No own children under 18 years          | 91                      | 84                      |
| Nonfamily households:                   | 231                     | 971                     |
| Householder living alone                | 210                     | 866                     |
| Householder not living alone            | 21                      | 105                     |
| Householder 65 years and over:          | 405                     | 1,964                   |
| Family households:                      | 206                     | 1,094                   |
| Married-couple family:                  | 96                      | 961                     |
| With own children under 18 years        | 15                      | 6                       |
| No own children under 18 years          | 81                      | 955                     |
| Other family:                           | 110                     | 133                     |
| Male householder, no wife present:      | 30                      | 18                      |
| With own children under 18 years        | 0                       | 0                       |
| No own children under 18 years          | 30                      | 18                      |
| Female householder, no husband present: | 80                      | 115                     |
| With own children under 18 years        | 0                       | 0                       |
| No own children under 18 years          | 80                      | 115                     |
| Nonfamily households:                   | 199                     | 870                     |
| Householder living alone                | 196                     | 863                     |
| Householder not living alone            | 3                       | 7                       |

Source: Data Set: Census 2000 Summary File 3 (SF 3) - Sample Data - P146B. HOUSEHOLDS BY AGE OF HOUSEHOLDER BY HOUSEHOLD TYPE (INCLUDING LIVING ALONE) BY PRESENCE OF OWN CHILDREN UNDER 18 YEARS (BLACK OR AFRICAN AMERICAN ALONE HOUSEHOLDER) [31] - Universe: Households with a householder who is Black or African American alone; P146I. HOUSEHOLDS BY AGE OF HOUSEHOLDER BY HOUSEHOLD TYPE (INCLUDING LIVING ALONE) BY PRESENCE OF OWN CHILDREN UNDER 18 YEARS (WHITE ALONE, NOT HISPANIC OR LATINO HOUSEHOLDER) [31] - Universe: Households with a householder who is White alone, not Hispanic or Latino.

## SCHOOL ENROLLMENT BY LEVEL OF SCHOOL BY TYPE OF SCHOOL FOR THE POPULATION 3 YEARS AND OVER

**Source data for Chart 2**

|  | African American        | White, Not Hispanic     |
|--|-------------------------|-------------------------|
|  | Panola County,<br>Texas | Panola County,<br>Texas |
| Total:                                 | 3,956                   | 17,079                  |
| Enrolled in nursery school, preschool: | 42                      | 225                     |
| Public school                          | 39                      | 162                     |
| Private school                         | 3                       | 63                      |
| Enrolled in kindergarten:              | 41                      | 209                     |
| Public school                          | 41                      | 175                     |
| Private school                         | 0                       | 34                      |
| Enrolled in grade 1 to grade 8:        | 741                     | 1,856                   |
| Public school                          | 736                     | 1,732                   |
| Private school                         | 5                       | 124                     |
| Enrolled in grade 9 to grade 12:       | 304                     | 1,171                   |
| Public school                          | 302                     | 1,133                   |
| Private school                         | 2                       | 38                      |
| Enrolled in college:                   | 174                     | 622                     |
| Public school                          | 161                     | 569                     |
| Private school                         | 13                      | 53                      |
| Not enrolled in school                 | 2,654                   | 12,996                  |

*Source: Data Set: Census 2000 Summary File 3 (SF 3) - Sample Data - P146B. HOUSEHOLDS BY AGE OF HOUSEHOLDER BY HOUSEHOLD TYPE (INCLUDING LIVING ALONE) BY PRESENCE OF OWN CHILDREN UNDER 18 YEARS (BLACK OR AFRICAN AMERICAN ALONE HOUSEHOLDER) [31] - Universe: Households with a householder who is Black or African American alone; P146I. HOUSEHOLDS BY AGE OF HOUSEHOLDER BY HOUSEHOLD TYPE (INCLUDING LIVING ALONE) BY PRESENCE OF OWN CHILDREN UNDER 18 YEARS (WHITE ALONE, NOT HISPANIC OR LATINO HOUSEHOLDER) [31] - Universe: Households with a householder who is White alone, not Hispanic or Latino.*

## SEX BY EDUCATIONAL ATTAINMENT FOR THE POPULATION 25 YEARS AND OVER

### Source data for Chart 3

|   | African American        | White, Not Hispanic     |
|---|-------------------------|-------------------------|
|   | Panola County,<br>Texas | Panola County,<br>Texas |
| Total:                                      | 2,373                   | 11,925                  |
| Male:                                       | 1,035                   | 5,526                   |
| Less than 9th grade                         | 164                     | 302                     |
| 9th to 12th grade, no diploma               | 263                     | 757                     |
| High school graduate (includes equivalency) | 423                     | 1,990                   |
| Some college, no degree                     | 89                      | 1,357                   |
| Associate degree                            | 48                      | 289                     |
| Bachelor's degree                           | 28                      | 548                     |
| Graduate or professional degree             | 20                      | 283                     |
| Female:                                     | 1,338                   | 6,399                   |
| Less than 9th grade                         | 215                     | 247                     |
| 9th to 12th grade, no diploma               | 330                     | 951                     |
| High school graduate (includes equivalency) | 442                     | 2,201                   |
| Some college, no degree                     | 217                     | 1,599                   |
| Associate degree                            | 72                      | 362                     |
| Bachelor's degree                           | 36                      | 678                     |
| Graduate or professional degree             | 26                      | 361                     |

Source: Data Set: Census 2000 Summary File 3 (SF 3) - Sample Data -- P148B. SEX BY EDUCATIONAL ATTAINMENT FOR THE POPULATION 25 YEARS AND OVER (BLACK OR AFRICAN AMERICAN ALONE) [17] - Universe: Black or African American alone 25 years and over; P148I. SEX BY EDUCATIONAL ATTAINMENT FOR THE POPULATION 25 YEARS AND OVER (WHITE ALONE, NOT HISPANIC OR LATINO) [17] - Universe: White alone, not Hispanic or Latino population 25 years and over.

## SEX BY EMPLOYMENT STATUS FOR THE POPULATION 16 YEARS AND OVER

Source data for Charts 4 and 5

|                    | African American        | White, Not Hispanic     |
|--------------------|-------------------------|-------------------------|
|                    | Panola County,<br>Texas | Panola County,<br>Texas |
| Total:             | 2,968                   | 14,073                  |
| Male:              | 1,324                   | 6,637                   |
| In labor force:    | 837                     | 4,380                   |
| In Armed Forces    | 0                       | 0                       |
| Civilian:          | 837                     | 4,380                   |
| Employed           | 680                     | 4,196                   |
| Unemployed         | 157                     | 184                     |
| Not in labor force | 487                     | 2,257                   |
| Female:            | 1,644                   | 7,436                   |
| In labor force:    | 779                     | 3,347                   |
| In Armed Forces    | 0                       | 0                       |
| Civilian:          | 779                     | 3,347                   |
| Employed           | 684                     | 3,176                   |
| Unemployed         | 95                      | 171                     |
| Not in labor force | 865                     | 4,089                   |

*Source: Data Set: Census 2000 Summary File 3 (SF 3) - Sample Data -- P150B. SEX BY EMPLOYMENT STATUS FOR THE POPULATION 16 YEARS AND OVER (BLACK OR AFRICAN AMERICAN ALONE) [15] - Universe: Black or African American alone 16 years and over; P150I. SEX BY EMPLOYMENT STATUS FOR THE POPULATION 16 YEARS AND OVER (WHITE ALONE, NOT HISPANIC OR LATINO) [15] - Universe: White alone, not Hispanic or Latino population 16 years and over.*

## HOUSEHOLD INCOME IN 1999

### Source data for Chart 6

|                        | African American        | White, Not Hispanic     |
|------------------------|-------------------------|-------------------------|
|                        | Panola County,<br>Texas | Panola County,<br>Texas |
| Total:                 | 1,425                   | 7,115                   |
| Less than \$10,000     | 420                     | 894                     |
| \$10,000 to \$14,999   | 196                     | 538                     |
| \$15,000 to \$19,999   | 90                      | 513                     |
| \$20,000 to \$24,999   | 87                      | 555                     |
| \$25,000 to \$29,999   | 110                     | 543                     |
| \$30,000 to \$34,999   | 62                      | 594                     |
| \$35,000 to \$39,999   | 95                      | 489                     |
| \$40,000 to \$44,999   | 77                      | 416                     |
| \$45,000 to \$49,999   | 59                      | 264                     |
| \$50,000 to \$59,999   | 60                      | 641                     |
| \$60,000 to \$74,999   | 71                      | 632                     |
| \$75,000 to \$99,999   | 54                      | 602                     |
| \$100,000 to \$124,999 | 34                      | 250                     |
| \$125,000 to \$149,999 | 0                       | 90                      |
| \$150,000 to \$199,999 | 2                       | 68                      |
| \$200,000 or more      | 8                       | 26                      |

Source: Data Set: Census 2000 Summary File 3 (SF 3) - Sample Data -- P151B. HOUSEHOLD INCOME IN 1999 (BLACK OR AFRICAN AMERICAN ALONE HOUSEHOLDER) [17] - Universe: Households with a householder who is Black or African American alone; P151I. HOUSEHOLD INCOME IN 1999 (WHITE ALONE, NOT HISPANIC OR LATINO HOUSEHOLDER) [17] - Universe: Households with a householder who is White alone, not Hispanic or Latino.



## MEDIAN FAMILY INCOME IN 1999

### Source data for Chart 7

|                              | African American        | White, Not Hispanic     |
|------------------------------|-------------------------|-------------------------|
|                              | Panola County,<br>Texas | Panola County,<br>Texas |
| Median family income in 1999 | \$ 26,816               | \$ 40,662               |

*Source: Data Set: Census 2000 Summary File 3 (SF 3) - Sample Data -- P155B. MEDIAN FAMILY INCOME IN 1999 (DOLLARS) (BLACK OR AFRICAN AMERICAN ALONE HOUSEHOLDER) [1] - Universe: Families with a householder who is Black or African American alone ; P155I. MEDIAN FAMILY INCOME IN 1999 (DOLLARS) (WHITE ALONE, NOT HISPANIC OR LATINO HOUSEHOLDER) [1] - Universe: Families with a householder who is White alone, not Hispanic or Latino.*

## PER CAPITA INCOME IN 1999

### Source data for Chart 8

|                           | African American        | White, Not Hispanic     |
|---------------------------|-------------------------|-------------------------|
|                           | Panola County,<br>Texas | Panola County,<br>Texas |
| Per capita income in 1999 | \$ 10,316               | \$ 17,059               |

*Source: Data Set: Census 2000 Summary File 3 (SF 3) - Sample Data -- P157B. PER CAPITA INCOME IN 1999 (DOLLARS) (BLACK OR AFRICAN AMERICAN ALONE) [1] - Universe: Black or African American alone; P157I. PER CAPITA INCOME IN 1999 (DOLLARS) (WHITE ALONE, NOT HISPANIC OR LATINO) [1] - Universe: White alone, not Hispanic or Latino population.*

## POVERTY STATUS IN 1999 BY AGE

### Source data for Chart 9

|   | African American        | White, Not Hispanic     |
|---|-------------------------|-------------------------|
|   | Panola County,<br>Texas | Panola County,<br>Texas |
| Total:                                    | 3,957                   | 17,317                  |
| Income in 1999 below poverty level:       | 969                     | 1,869                   |
| Under 5 years                             | 85                      | 118                     |
| 5 years                                   | 10                      | 55                      |
| 6 to 11 years                             | 128                     | 138                     |
| 12 to 17 years                            | 110                     | 182                     |
| 18 to 64 years                            | 459                     | 1,049                   |
| 65 to 74 years                            | 87                      | 145                     |
| 75 years and over                         | 90                      | 182                     |
| Income in 1999 at or above poverty level: | 2,988                   | 15,448                  |
| Under 5 years                             | 135                     | 888                     |
| 5 years                                   | 30                      | 155                     |
| 6 to 11 years                             | 394                     | 1,126                   |
| 12 to 17 years                            | 350                     | 1,460                   |
| 18 to 64 years                            | 1,727                   | 9,334                   |
| 65 to 74 years                            | 234                     | 1,398                   |
| 75 years and over                         | 118                     | 1,087                   |

Source: Data Set: Census 2000 Summary File 3 (SF 3) - Sample Data -- P159B. POVERTY STATUS IN 1999 BY AGE (BLACK OR AFRICAN AMERICAN ALONE) [17] - Universe: Black or African American alone for whom poverty status is determined;P159I. POVERTY STATUS IN 1999 BY AGE (WHITE ALONE, NOT HISPANIC OR LATINO) [17] - Universe: White alone, not Hispanic or Latino population for whom poverty status is determined.

## MEDIAN EARNINGS IN 1999

**Source data for Chart 10**

|   | African American        | White, Not Hispanic     |
|---|-------------------------|-------------------------|
|   | Panola County,<br>Texas | Panola County,<br>Texas |
| Median earnings in 1999 --              |                         |                         |
| Worked full-time, year-round in 1999 -- |                         |                         |
| Total                                   | \$ 20,516               | \$ 28,225               |
| Male                                    | \$ 23,306               | \$ 35,171               |
| Female                                  | \$ 16,905               | \$ 19,734               |
| Other --                                |                         |                         |
| Total                                   | \$ 8,814                | \$ 9,272                |
| Male                                    | \$ 11,827               | \$ 13,571               |
| Female                                  | \$ 7,243                | \$ 7,688                |

Source: Data Set: Census 2000 Summary File 3 (SF 3) - Sample Data -- PCT74B. MEDIAN EARNINGS IN 1999 (DOLLARS) BY WORK EXPERIENCE IN 1999 BY SEX FOR THE POPULATION 16 YEARS AND OVER WITH EARNINGS (BLACK OR AFRICAN AMERICAN ALONE) [6] - Universe: Black or African American alone 16 years and over with earnings in 1999; PCT74I. MEDIAN EARNINGS IN 1999 (DOLLARS) BY WORK EXPERIENCE IN 1999 BY SEX FOR THE POPULATION 16 YEARS AND OVER WITH EARNINGS (WHITE ALONE, NOT HISPANIC OR LATINO) [6] - Universe: White alone, not Hispanic or Latino population 16 years and over with earnings in 1999.

## TENURE BY RACE OF HOUSEHOLDER

### Source data for Chart 11

|   | <b>Panola County,<br/>Texas</b> |
|---|---------------------------------|
| Total:  | 8,821                           |
| Owner occupied:   | 7,123                           |
| Householder who is White alone                                      | 5,913                           |
| <b>Householder who is Black or African American alone</b>           | <b>1,078</b>                    |
| Householder who is American Indian and Alaska Native alone          | 29                              |
| Householder who is Asian alone                                      | 10                              |
| Householder who is Native Hawaiian and Other Pacific Islander alone | 0                               |
| Householder who is Some other race alone                            | 61                              |
| Householder who is Two or more races                                | 32                              |
| Renter occupied:  | 1,698                           |
| Householder who is White alone                                      | 1,161                           |
| <b>Householder who is Black or African American alone</b>           | <b>477</b>                      |
| Householder who is American Indian and Alaska Native alone          | 0                               |
| Householder who is Asian alone                                      | 7                               |
| Householder who is Native Hawaiian and Other Pacific Islander alone | 0                               |
| Householder who is Some other race alone                            | 23                              |
| Householder who is Two or more races                                | 30                              |

### White alone, not Hispanic

### White, Not Hispanic

|                 |  | <b>Panola County,<br/>Texas</b> |
|-----------------|--|---------------------------------|
| Total:          |  | 7,001                           |
| Owner occupied  |  | 5,882                           |
| Renter occupied |  | 1,119                           |

Source: Data Set: Census 2000 Summary File 3 (SF 3) - Sample Data -- H11. TENURE BY RACE OF HOUSEHOLDER [17] - Universe: Occupied housing units; H13. TENURE (WHITE ALONE, NOT HISPANIC OR LATINO HOUSEHOLDER) [3] - Universe: Occupied housing units with a householder who is White alone, not Hispanic or Latino.

## OCCUPANTS PER ROOM

### Source data for Chart 12

|                                 | African American        | White, Not Hispanic     |
|---------------------------------|-------------------------|-------------------------|
|                                 | Panola County,<br>Texas | Panola County,<br>Texas |
| Total:                          | 1,555                   | 7,001                   |
| 1.00 or less occupants per room | 1,412                   | 6,818                   |
| 1.01 or more occupants per room | 143                     | 183                     |

Source: Data Set: Census 2000 Summary File 3 (SF 3) - Sample Data -- HCT29B. OCCUPANTS PER ROOM (BLACK OR AFRICAN AMERICAN ALONE HOUSEHOLDER) [3] - Universe: Occupied housing units with a householder who is Black or African American alone; HCT29I. OCCUPANTS PER ROOM (WHITE ALONE, NOT HISPANIC OR LATINO HOUSEHOLDER) [3] - Universe: Occupied housing units with a householder who is White alone, not Hispanic or Latino.

## TELEPHONE SERVICE AVAILABLE

### Source data for Chart 13

|                                  | African American        | White, Not Hispanic     |
|----------------------------------|-------------------------|-------------------------|
|                                  | Panola County,<br>Texas | Panola County,<br>Texas |
| Total:                           | 1,555                   | 7,001                   |
| With telephone service available | 1,393                   | 6,794                   |
| No telephone service available   | 162                     | 207                     |

Source: Data Set: Census 2000 Summary File 3 (SF 3) - Sample Data -- HCT32B. TELEPHONE SERVICE AVAILABLE (BLACK OR AFRICAN AMERICAN ALONE HOUSEHOLDER) [3] - Universe: Occupied housing units with a householder who is Black or African American alone; HCT32I. TELEPHONE SERVICE AVAILABLE (WHITE ALONE, NOT HISPANIC OR LATINO HOUSEHOLDER) [3] - Universe: Occupied housing units with a householder who is White alone, not Hispanic or Latino.

## VEHICLES AVAILABLE

### Source data for Chart 14

|                              | African American        | White, Not Hispanic     |
|------------------------------|-------------------------|-------------------------|
|                              | Panola County,<br>Texas | Panola County,<br>Texas |
| Total:                       | 1,555                   | 7,001                   |
| No vehicle available         | 228                     | 374                     |
| 1 or more vehicles available | 1,327                   | 6,627                   |

Source: Data Set: Census 2000 Summary File 3 (SF 3) - Sample Data -- HCT33B. VEHICLES AVAILABLE (BLACK OR AFRICAN AMERICAN ALONE HOUSEHOLDER) [3] - Universe: Occupied housing units with a householder who is Black or African American alone;; HCT33I. VEHICLES AVAILABLE (WHITE ALONE, NOT HISPANIC OR LATINO HOUSEHOLDER) [3] - Universe: Occupied housing units with a householder who is White alone, not Hispanic or Latino.

## PLUMBING FACILITIES

### Source data for Chart 15

|                                      | African American        | White, Not Hispanic     |
|--------------------------------------|-------------------------|-------------------------|
|                                      | Panola County,<br>Texas | Panola County,<br>Texas |
| Total:                               | 1,555                   | 7,001                   |
| Complete plumbing facilities         | 1,525                   | 6,941                   |
| Lacking complete plumbing facilities | 30                      | 60                      |

Source: Data Set: Census 2000 Summary File 3 (SF 3) - Sample Data -- HCT34B. PLUMBING FACILITIES (BLACK OR AFRICAN AMERICAN ALONE HOUSEHOLDER) [3] - Universe: Occupied housing units with a householder who is Black or African American alone; HCT34I. PLUMBING FACILITIES (WHITE ALONE, NOT HISPANIC OR LATINO HOUSEHOLDER) [3] - Universe: Occupied housing units with a householder who is White alone, not Hispanic or Latino.

## GROSS RENT AS A PERCENTAGE OF HOUSEHOLD INCOME IN 1999

### Source data for Chart 16

|                      | African American        | White, Not Hispanic     |
|----------------------|-------------------------|-------------------------|
|                      | Panola County,<br>Texas | Panola County,<br>Texas |
| Total:               | 457                     | 1,040                   |
| Less than 10 percent | 48                      | 61                      |
| 10 to 14 percent     | 27                      | 140                     |
| 15 to 19 percent     | 53                      | 125                     |
| 20 to 24 percent     | 44                      | 111                     |
| 25 to 29 percent     | 4                       | 75                      |
| 30 to 34 percent     | 14                      | 78                      |
| 35 to 39 percent     | 13                      | 75                      |
| 40 to 49 percent     | 33                      | 61                      |
| 50 percent or more   | 121                     | 90                      |
| Not computed         | 100                     | 224                     |

Source: Data Set: Census 2000 Summary File 3 (SF 3) - Sample Data -- HCT39B. GROSS RENT AS A PERCENTAGE OF HOUSEHOLD INCOME IN 1999 (BLACK OR AFRICAN AMERICAN ALONE HOUSEHOLDER) [11] - Universe: Specified renter-occupied housing units with a householder who is Black or African American alone; HCT39I. GROSS RENT AS A PERCENTAGE OF HOUSEHOLD INCOME IN 1999 (WHITE ALONE, NOT HISPANIC OR LATINO HOUSEHOLDER) [11] - Universe: Specified renter-occupied housing units with a householder who is White alone, not Hispanic or Latino.

## MEDIAN GROSS RENT

### Source data for Chart 17

|                   | African American        | White, Not Hispanic     |
|-------------------|-------------------------|-------------------------|
|                   | Panola County,<br>Texas | Panola County,<br>Texas |
| Median gross rent | \$ 356                  | \$ 374                  |

Source: Data Set: Census 2000 Summary File 3 (SF 3) - Sample Data -- HCT37B. MEDIAN GROSS RENT (DOLLARS) (BLACK OR AFRICAN AMERICAN ALONE HOUSEHOLDER) [1] - Universe: Specified renter-occupied housing units paying cash rent with a householder who is Black or African American alone; HCT37I. MEDIAN GROSS RENT (DOLLARS) (WHITE ALONE, NOT HISPANIC OR LATINO HOUSEHOLDER) [1] - Universe: Specified renter-occupied housing units paying cash rent with a householder who is White alone, not Hispanic or Latino.

## MEDIAN HOME VALUE

### Source data for Chart 18

|              | African American        | White, Not Hispanic     |
|--------------|-------------------------|-------------------------|
|              | Panola County,<br>Texas | Panola County,<br>Texas |
| Median value | \$ 37,600               | \$ 65,100               |

Source: Data Set: Census 2000 Summary File 3 (SF 3) - Sample Data -- HCT42B. MEDIAN VALUE (DOLLARS) (BLACK OR AFRICAN AMERICAN ALONE HOUSEHOLDER) [1] - Universe: Specified owner-occupied housing units with a householder who is Black or African American alone; HCT42I. MEDIAN VALUE (DOLLARS) (WHITE ALONE, NOT HISPANIC OR LATINO HOUSEHOLDER) [1] - Universe: Specified owner-occupied housing units with a householder who is White alone, not Hispanic or Latino.