

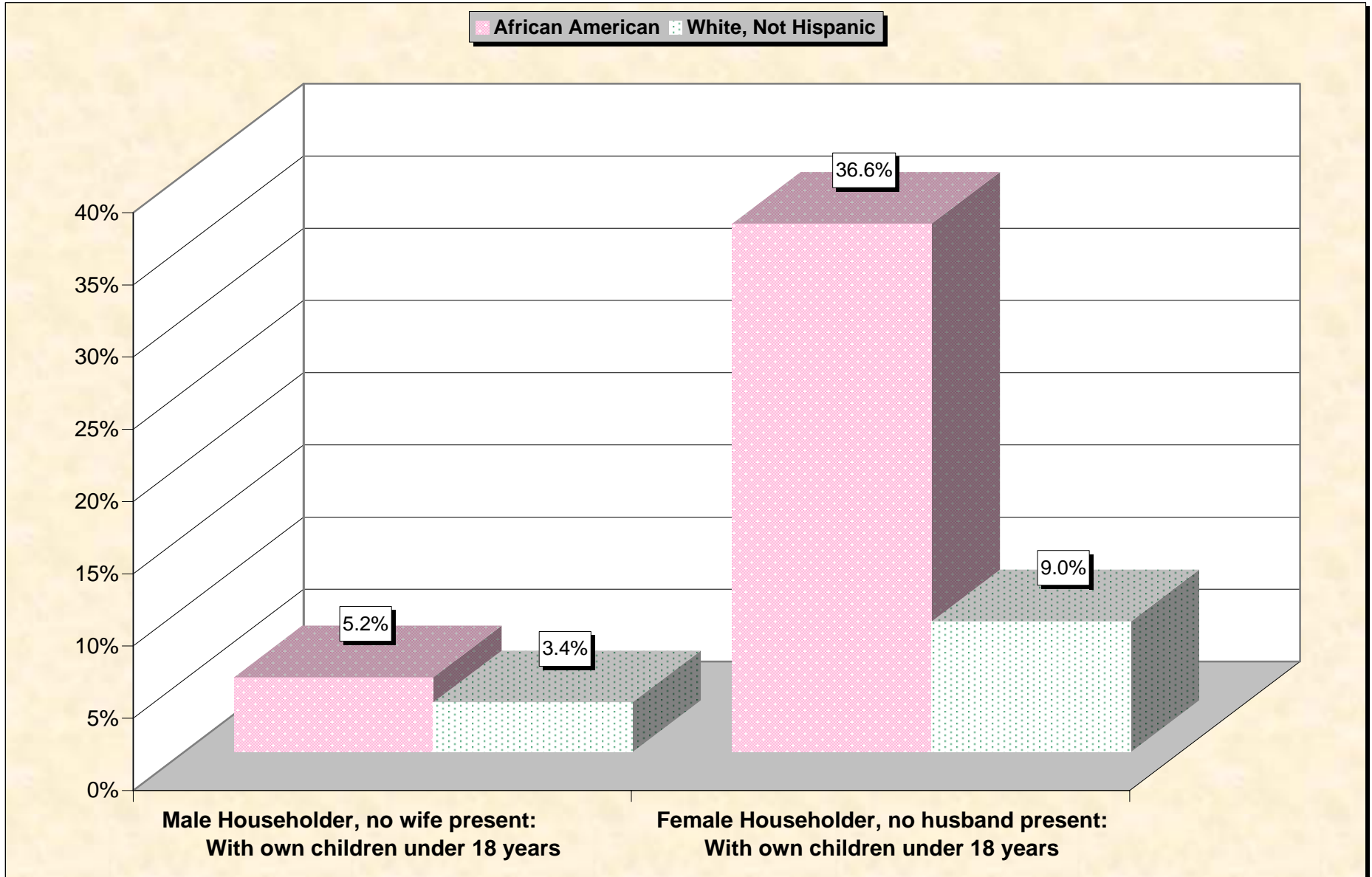
# **Selected Socio-Economic Data**

## **Orange County, Texas**

### **African American and White, Not Hispanic**

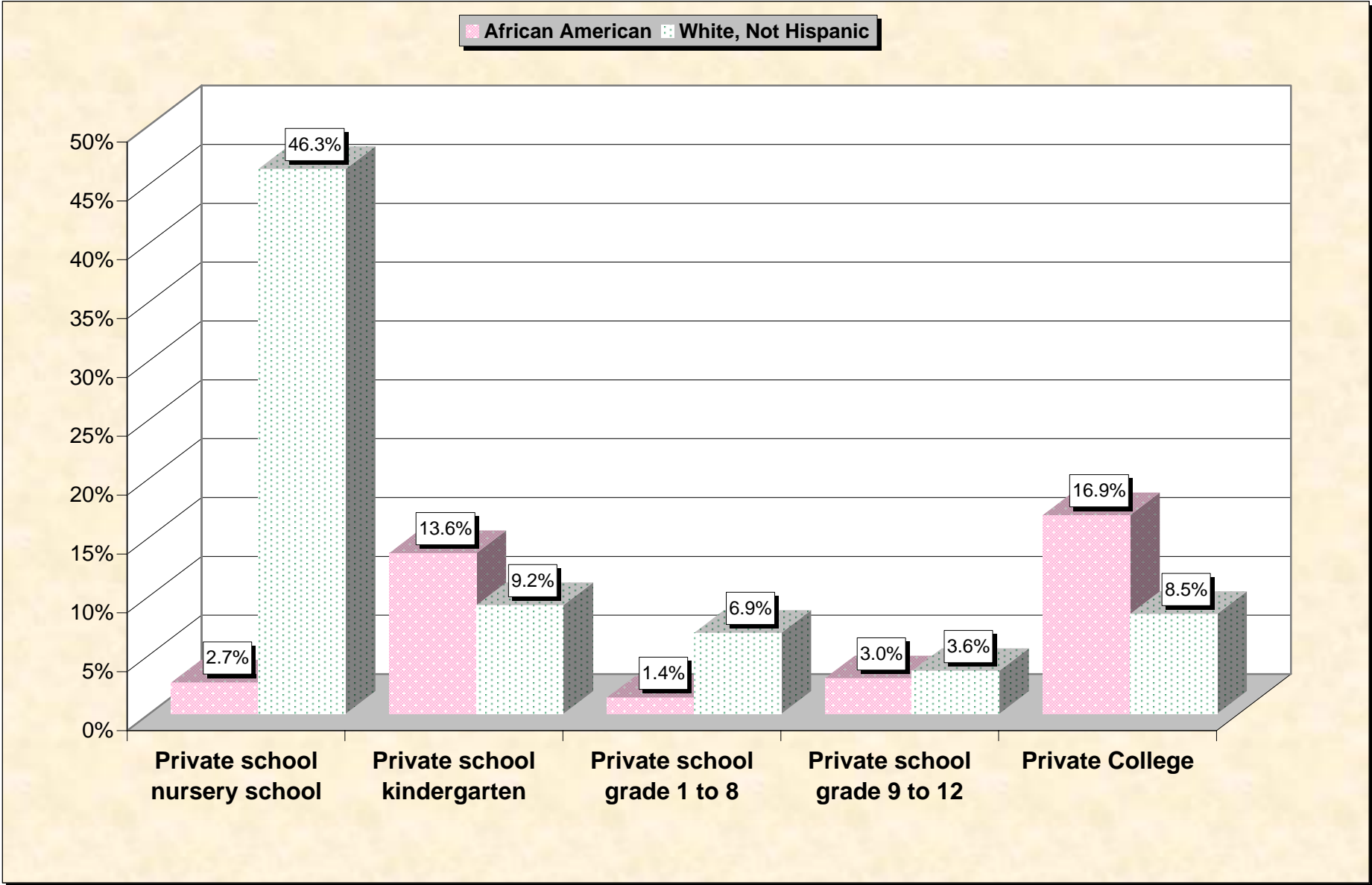
**Data Set: Census 2000 Summary File 3 (SF 3) - Sample Data**

# Chart 1 -- Single-Parent Family Households (Householder 15 to 64 years) Orange County, Texas



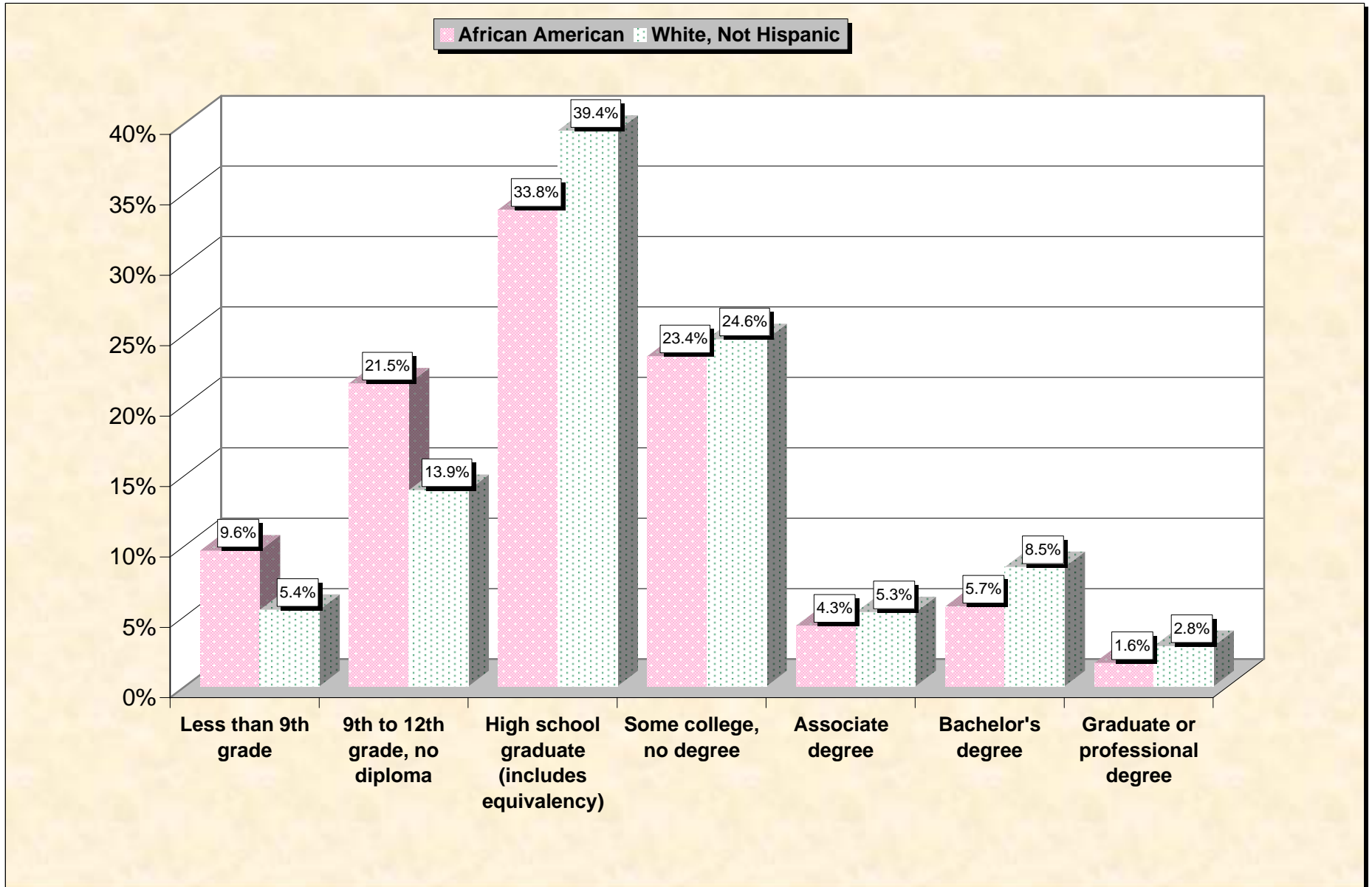
Source: Data Set: Census 2000 Summary File 3 (SF 3) - Sample Data - P146B. HOUSEHOLDS BY AGE OF HOUSEHOLDER BY HOUSEHOLD TYPE (INCLUDING LIVING ALONE) BY PRESENCE OF OWN CHILDREN UNDER 18 YEARS (BLACK OR AFRICAN AMERICAN ALONE HOUSEHOLDER) [31] - Universe: Households with a householder who is Black or African American alone; P146I. HOUSEHOLDS BY AGE OF HOUSEHOLDER BY HOUSEHOLD TYPE (INCLUDING LIVING ALONE) BY PRESENCE OF OWN CHILDREN UNDER 18 YEARS (WHITE ALONE, NOT HISPANIC OR LATINO HOUSEHOLDER) [31] - Universe: Households with a householder who is White alone, not Hispanic or Latino.

# Chart 2 -- Private School Enrollment (3 years and over) Orange County, Texas



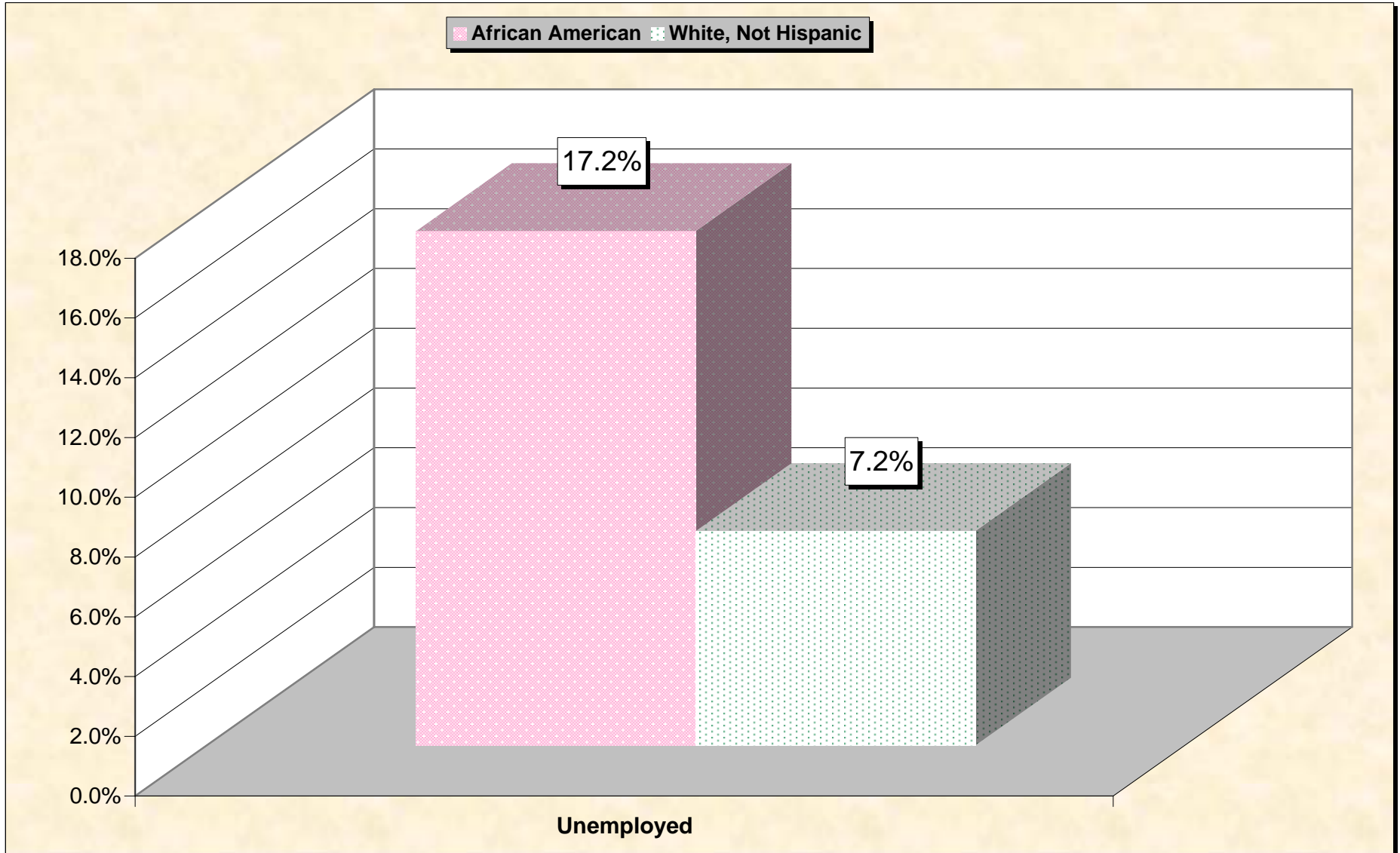
Source: Data Set: Census 2000 Summary File 3 (SF 3) - Sample Data -- P147B. SCHOOL ENROLLMENT BY LEVEL OF SCHOOL BY TYPE OF SCHOOL FOR THE POPULATION 3 YEARS AND OVER (BLACK OR AFRICAN AMERICAN ALONE) [17] - Universe: Black or African American alone 3 years and over; P147I. SCHOOL ENROLLMENT BY LEVEL OF SCHOOL BY TYPE OF SCHOOL FOR THE POPULATION 3 YEARS AND OVER (WHITE ALONE, NOT HISPANIC OR LATINO) [17] - Universe: White alone, not Hispanic or Latino population 3 years and over.

# Chart 3 -- Educational Attainment (25 years and over) Orange County, Texas



Source: Data Set: Census 2000 Summary File 3 (SF 3) - Sample Data -- P148B. SEX BY EDUCATIONAL ATTAINMENT FOR THE POPULATION 25 YEARS AND OVER (BLACK OR AFRICAN AMERICAN ALONE) [17] - Universe: Black or African American alone 25 years and over; P148I. SEX BY EDUCATIONAL ATTAINMENT FOR THE POPULATION 25 YEARS AND OVER (WHITE ALONE, NOT HISPANIC OR LATINO) [17] - Universe: White alone, not Hispanic or Latino population 25 years and over.

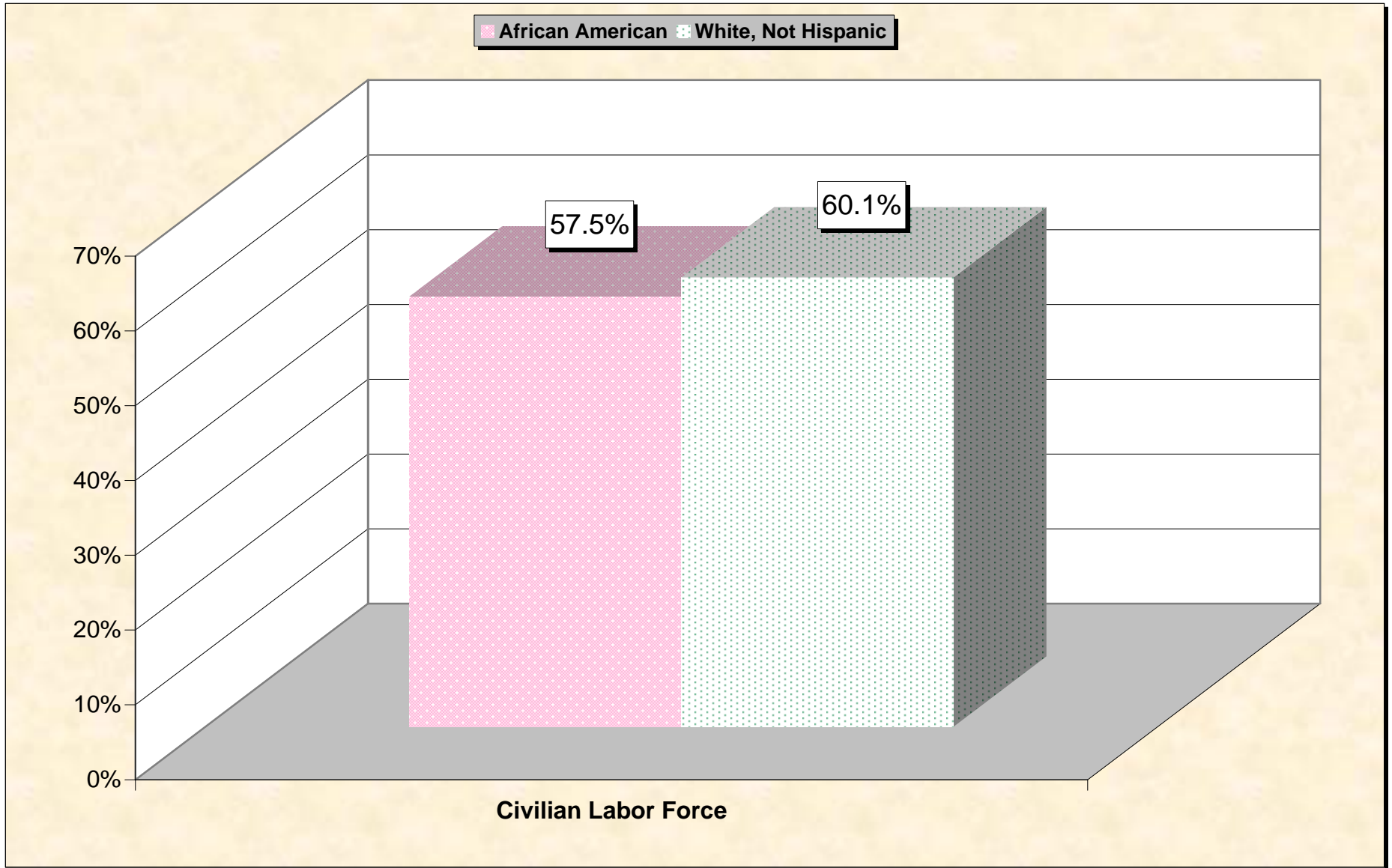
# Chart 4 -- Unemployment Rate (Civilian Labor Force) Orange County, Texas



**Note:** Unemployment rate is defined as a percentage of the civilian labor force.

Source: Data Set: Census 2000 Summary File 3 (SF 3) - Sample Data -- P150B. SEX BY EMPLOYMENT STATUS FOR THE POPULATION 16 YEARS AND OVER (BLACK OR AFRICAN AMERICAN ALONE) [15] - Universe: Black or African American alone 16 years and over; P150I. SEX BY EMPLOYMENT STATUS FOR THE POPULATION 16 YEARS AND OVER (WHITE ALONE, NOT HISPANIC OR LATINO) [15] - Universe: White alone, not Hispanic or Latino population 16 years and over.

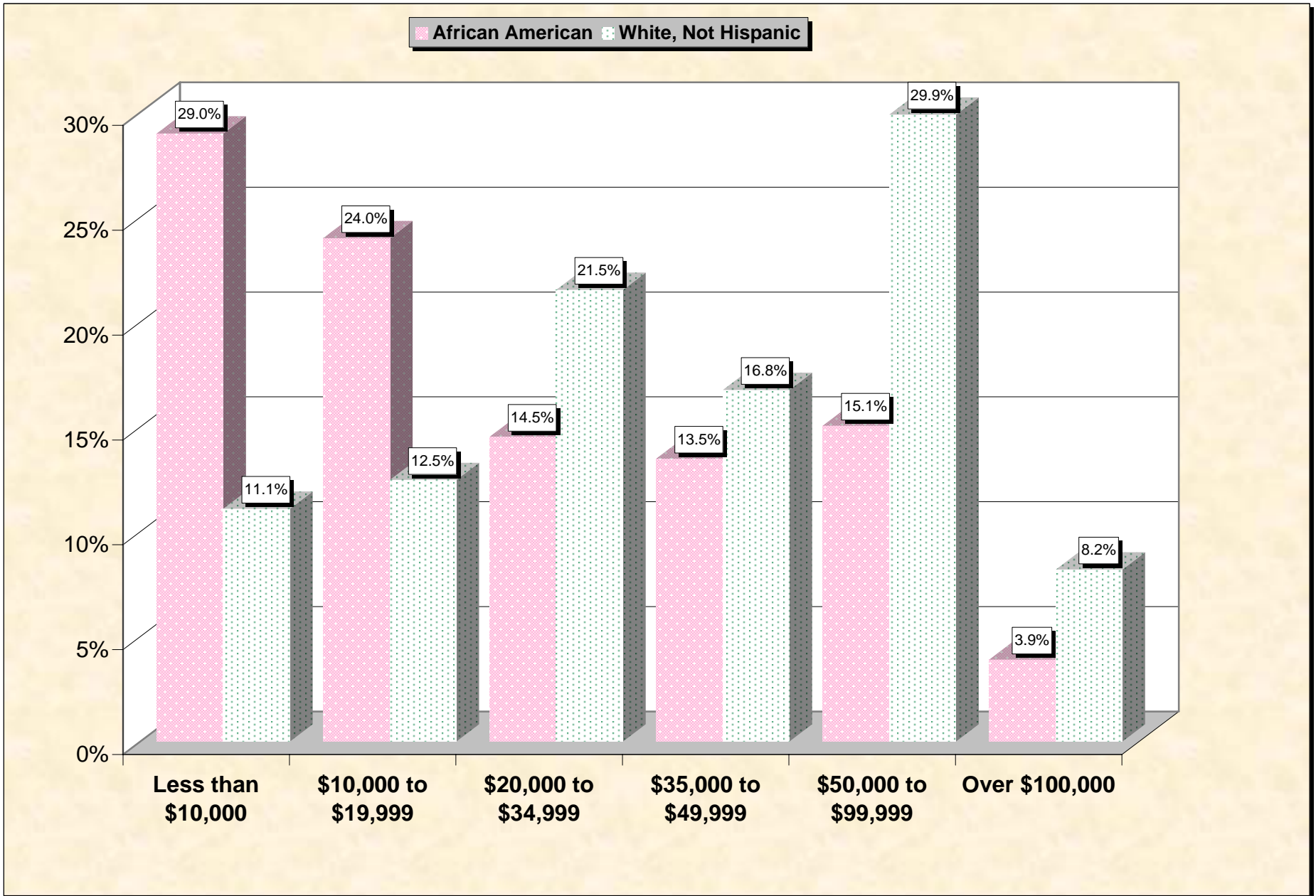
# Chart 5 -- Labor Force Participation (Civilian Labor Force) Orange County, Texas



**Note:** Labor force participation rate is defined as a percentage of the civilian population over 16.

Source: Data Set: Census 2000 Summary File 3 (SF 3) - Sample Data -- P150B. SEX BY EMPLOYMENT STATUS FOR THE POPULATION 16 YEARS AND OVER (BLACK OR AFRICAN AMERICAN ALONE) [15] - Universe: Black or African American alone 16 years and over; P150I. SEX BY EMPLOYMENT STATUS FOR THE POPULATION 16 YEARS AND OVER (WHITE ALONE, NOT HISPANIC OR LATINO) [15] - Universe: White alone, not Hispanic or Latino population 16 years and over.

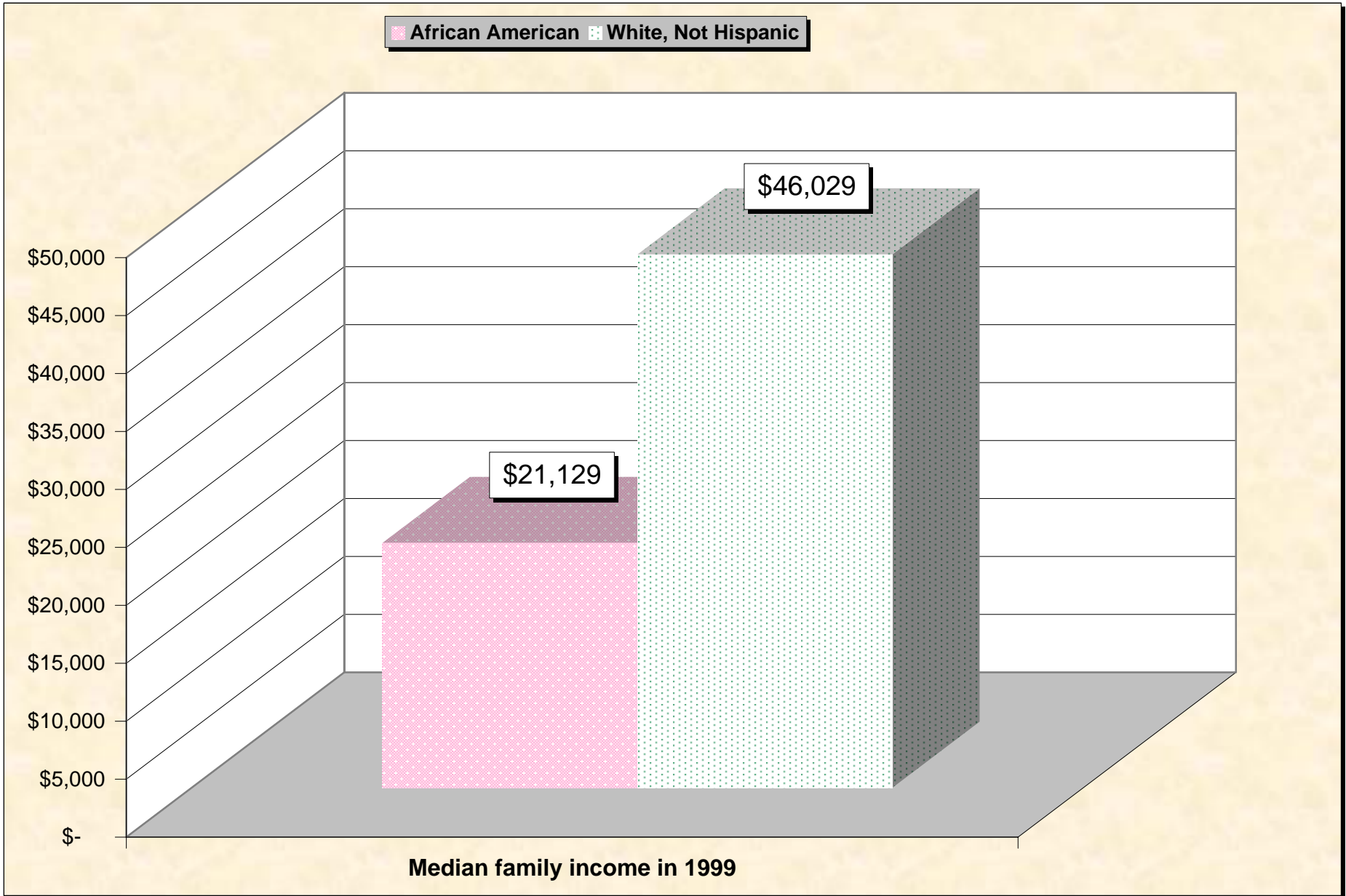
## Chart 6 -- Household Income in 1999 Orange County, Texas



Source: Data Set: Census 2000 Summary File 3 (SF 3) - Sample Data -- P151B. HOUSEHOLD INCOME IN 1999 (BLACK OR AFRICAN AMERICAN ALONE HOUSEHOLDER) [17] - Universe: Households with a householder who is Black or African American alone; P151I. HOUSEHOLD INCOME IN 1999 (WHITE ALONE, NOT HISPANIC OR LATINO HOUSEHOLDER) [17] - Universe: Households with a householder who is White alone, not Hispanic or Latino.

# Chart 7 -- Median Family Income In 1999

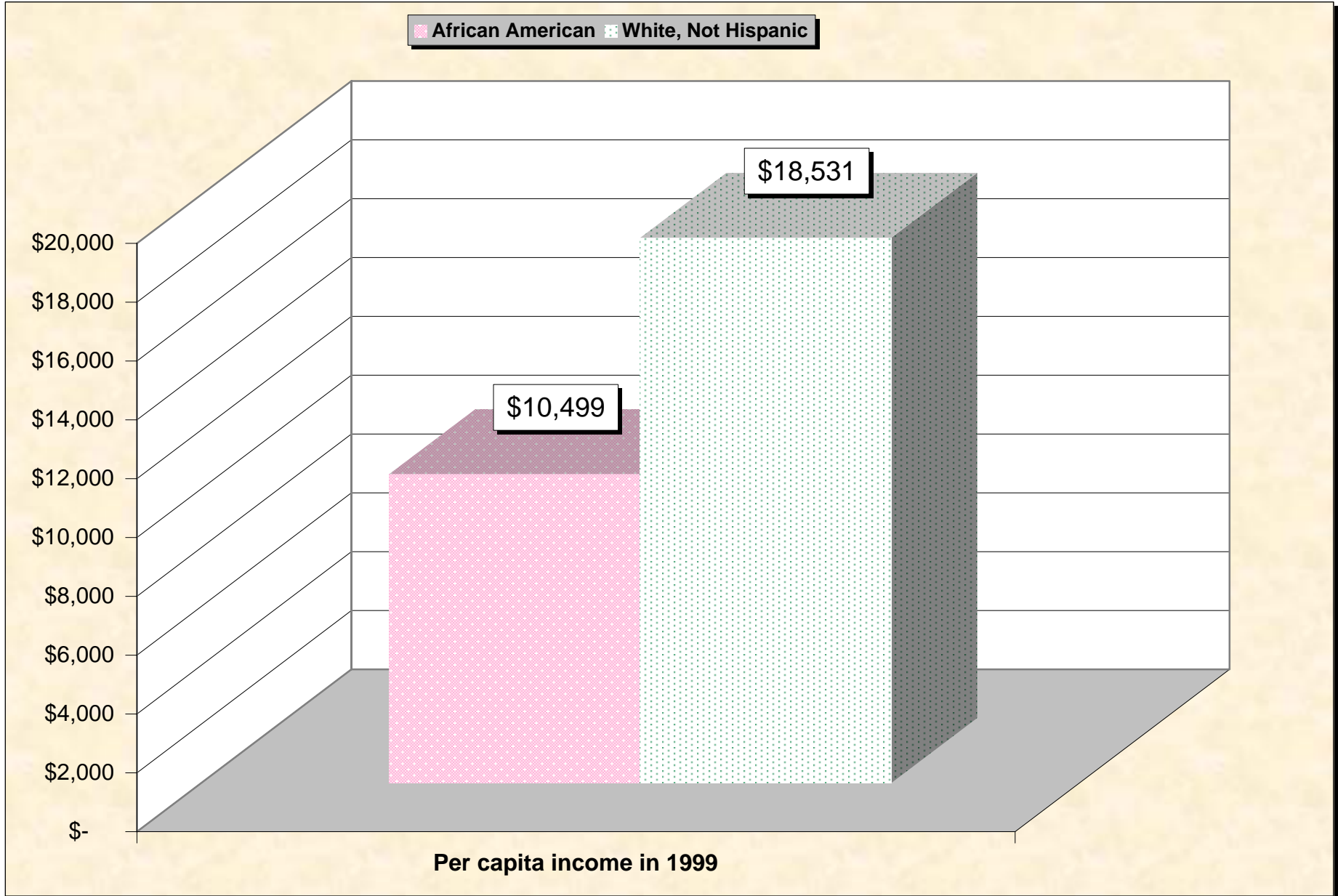
## Orange County, Texas



Source: Data Set: Census 2000 Summary File 3 (SF 3) - Sample Data -- P155B. MEDIAN FAMILY INCOME IN 1999 (DOLLARS) (BLACK OR AFRICAN AMERICAN ALONE HOUSEHOLDER) [1] - Universe: Families with a householder who is Black or African American alone ; P155I. MEDIAN FAMILY INCOME IN 1999 (DOLLARS) (WHITE ALONE, NOT HISPANIC OR LATINO HOUSEHOLDER) [1] - Universe: Families with a householder who is White alone, not Hispanic or Latino.

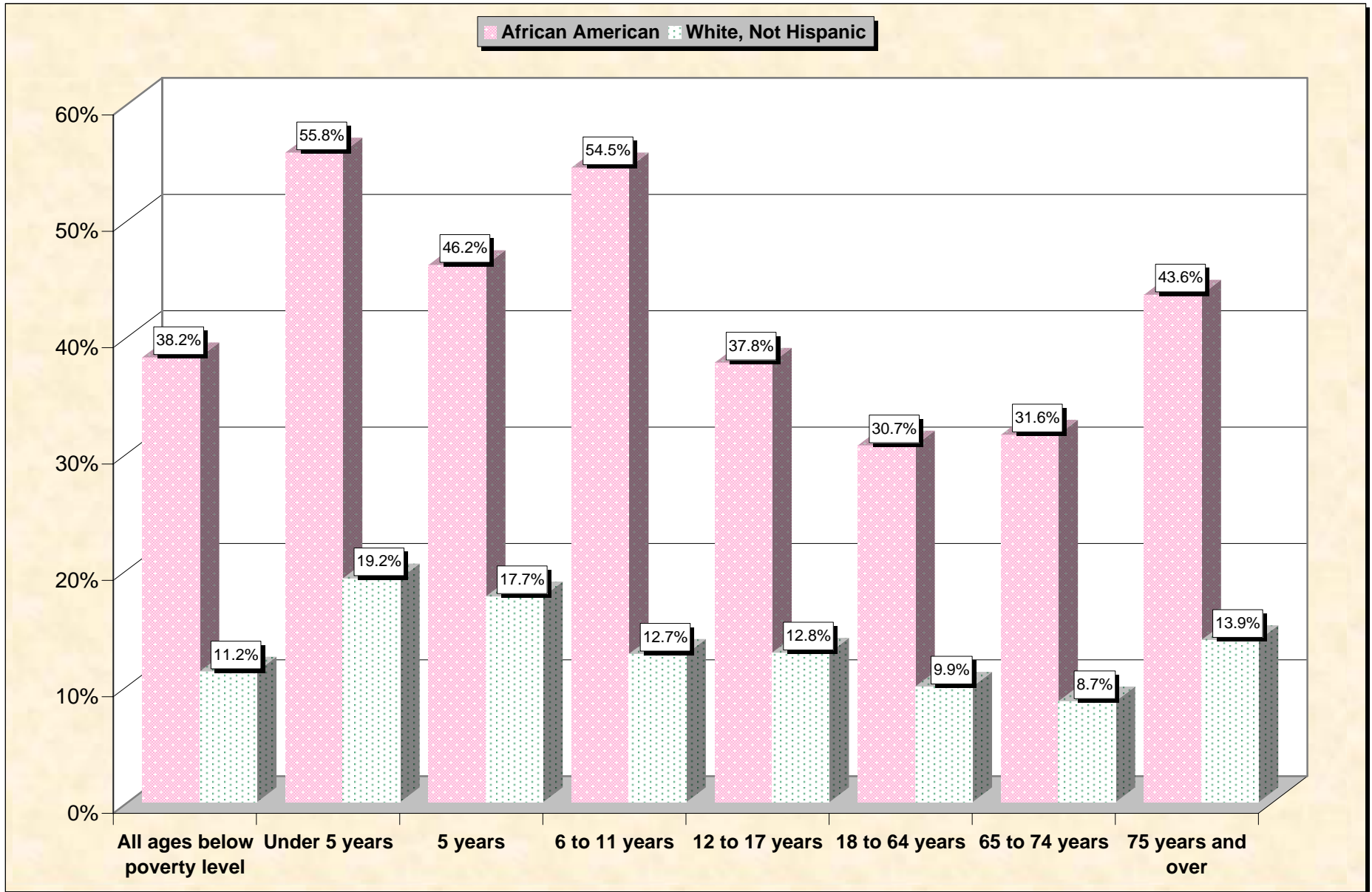


# Chart 8 -- Per Capita Income In 1999 Orange County, Texas



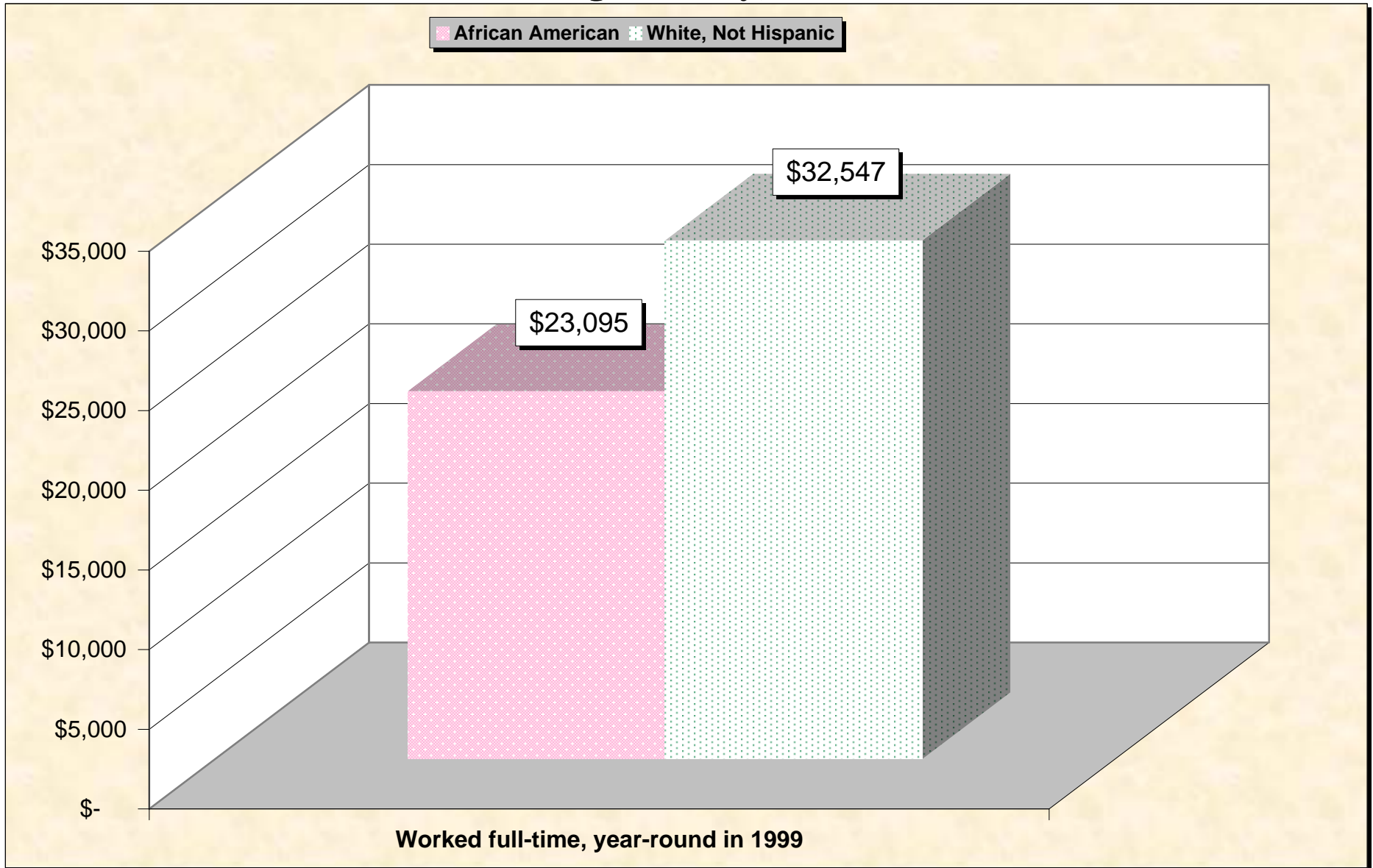
Source: Data Set: Census 2000 Summary File 3 (SF 3) - Sample Data -- P157B. PER CAPITA INCOME IN 1999 (DOLLARS) (BLACK OR AFRICAN AMERICAN ALONE) [1] - Universe: Black or African American alone; P157I. PER CAPITA INCOME IN 1999 (DOLLARS) (WHITE ALONE, NOT HISPANIC OR LATINO) [1] - Universe: White alone, not Hispanic or Latino population.

## Chart 9 -- Income in 1999 Below Poverty Level by Age Orange County, Texas



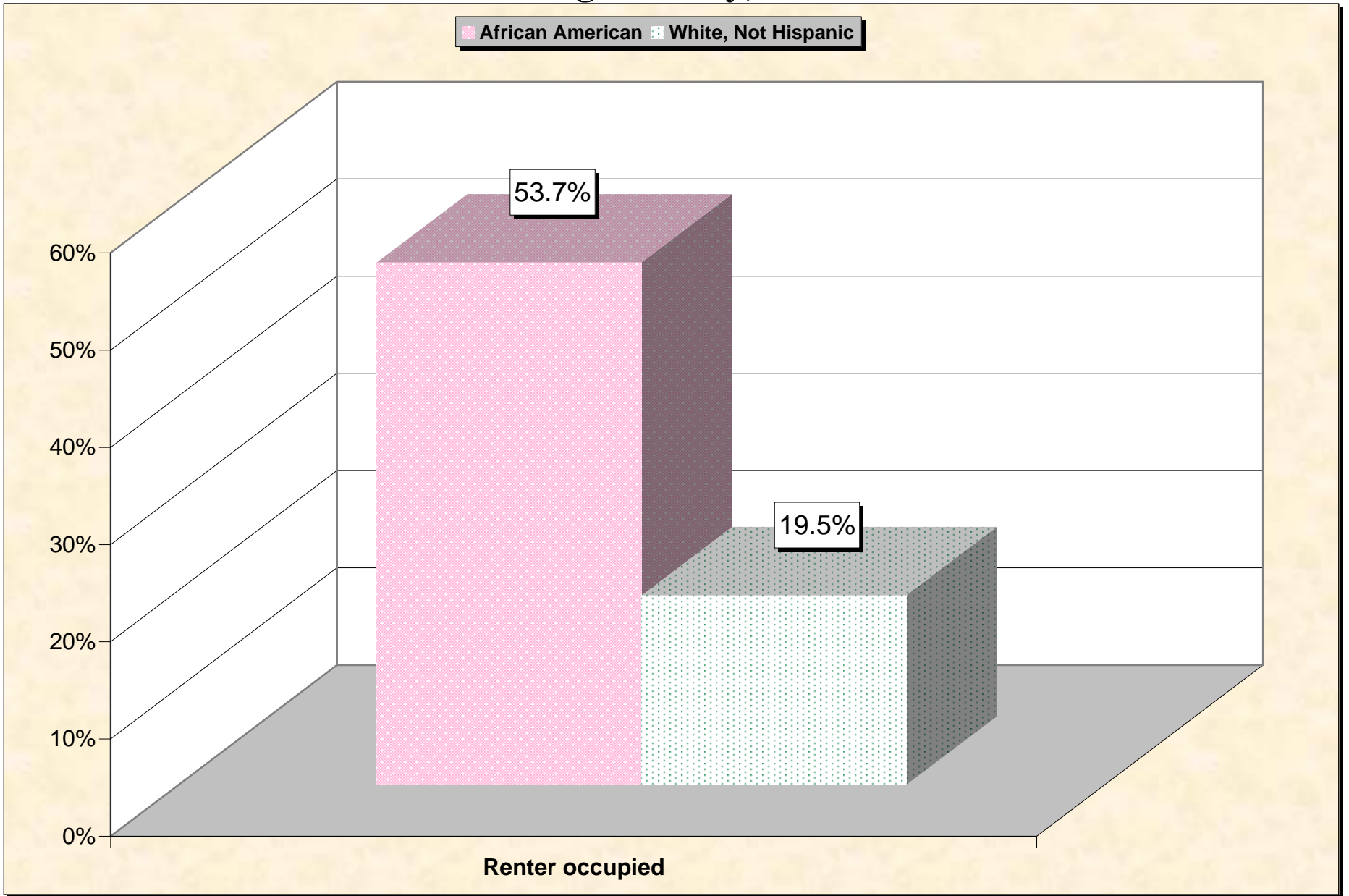
Source: Data Set: Census 2000 Summary File 3 (SF 3) - Sample Data -- P159B. POVERTY STATUS IN 1999 BY AGE (BLACK OR AFRICAN AMERICAN ALONE) [17] - Universe: Black or African American alone for whom poverty status is determined; P159I. POVERTY STATUS IN 1999 BY AGE (WHITE ALONE, NOT HISPANIC OR LATINO) [17] - Universe: White alone, not Hispanic or Latino population for whom poverty status is determined.

# Chart 10 -- Median Earnings in 1999 Orange County, Texas



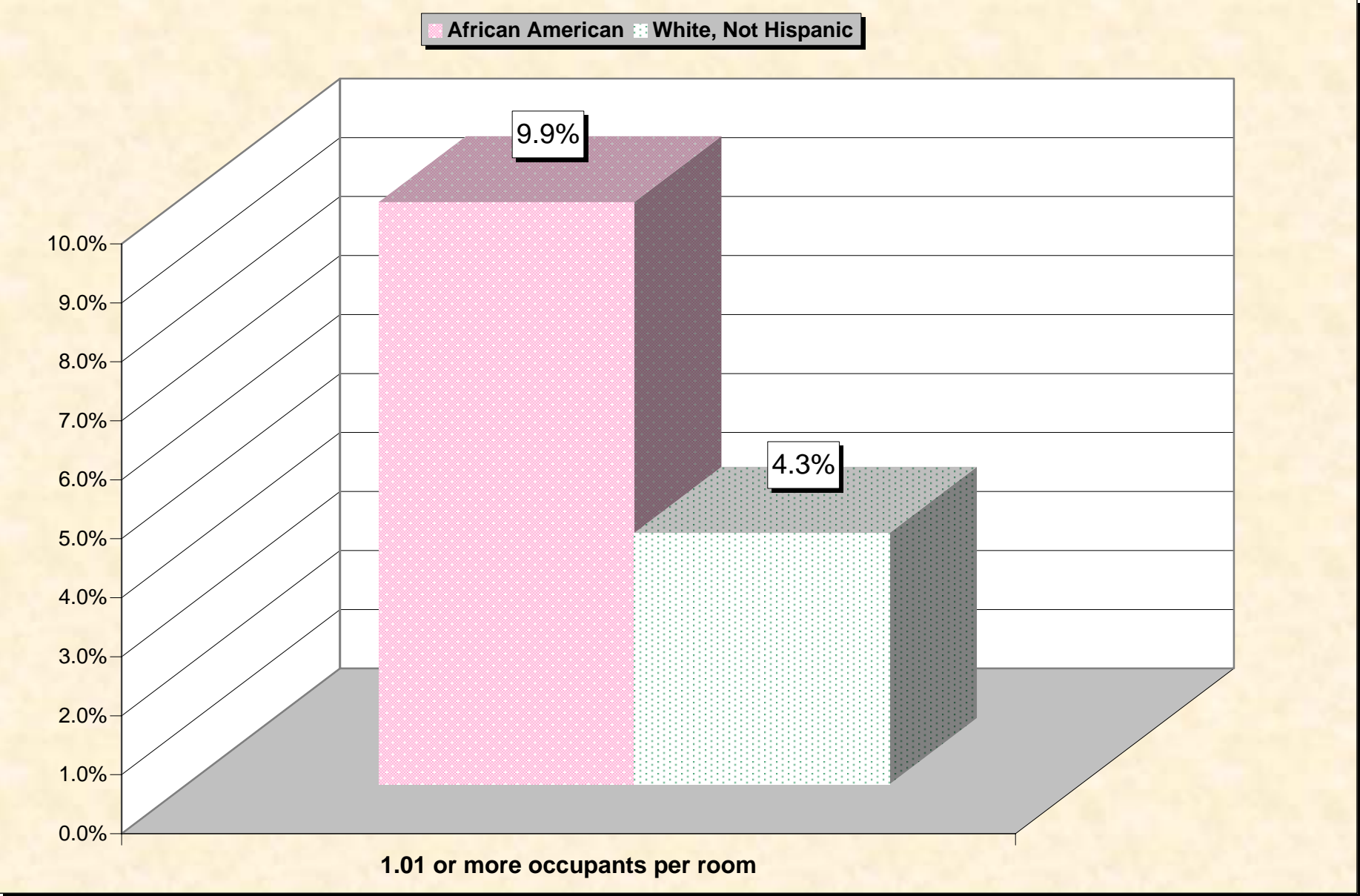
Source: Data Set: Census 2000 Summary File 3 (SF 3) - Sample Data -- PCT74B. MEDIAN EARNINGS IN 1999 (DOLLARS) BY WORK EXPERIENCE IN 1999 BY SEX FOR THE POPULATION 16 YEARS AND OVER WITH EARNINGS (BLACK OR AFRICAN AMERICAN ALONE) [6] - Universe: Black or African American alone 16 years and over with earnings in 1999; PCT74I. MEDIAN EARNINGS IN 1999 (DOLLARS) BY WORK EXPERIENCE IN 1999 BY SEX FOR THE POPULATION 16 YEARS AND OVER WITH EARNINGS (WHITE ALONE, NOT HISPANIC OR LATINO) [6] - Universe: White alone, not Hispanic or Latino population 16 years and over with earnings in 1999.

# Chart 11 -- Renter-Occupied Housing Orange County, Texas



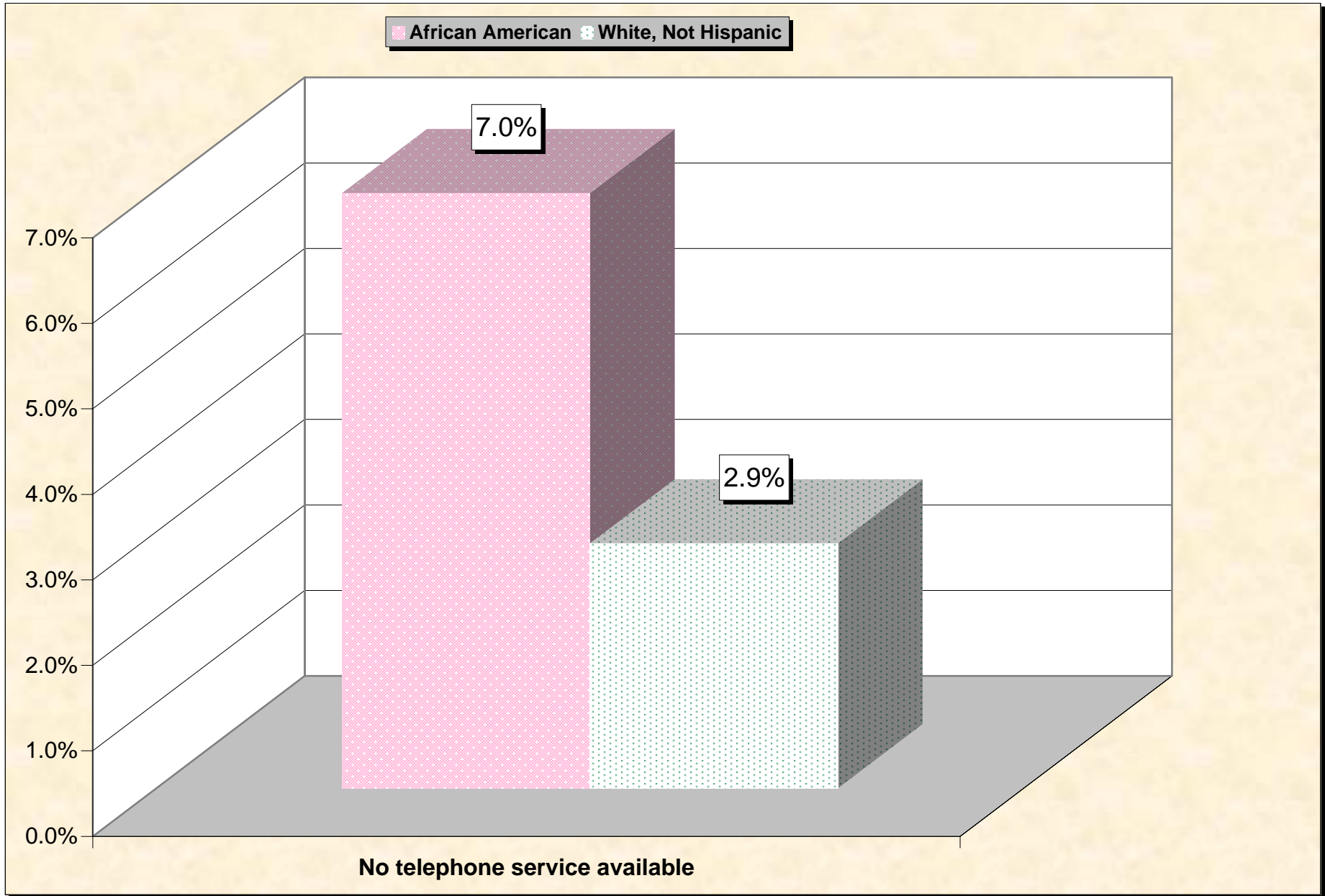
Source: Data Set: Census 2000 Summary File 3 (SF 3) - Sample Data -- H11. TENURE BY RACE OF HOUSEHOLDER [17] - Universe: Occupied housing units; H13. TENURE (WHITE ALONE, NOT HISPANIC OR LATINO HOUSEHOLDER) [3] - Universe: Occupied housing units with a householder who is White alone, not Hispanic or Latino.

# Chart 12 -- Occupants Per Room (Crowding) by Household Orange County, Texas



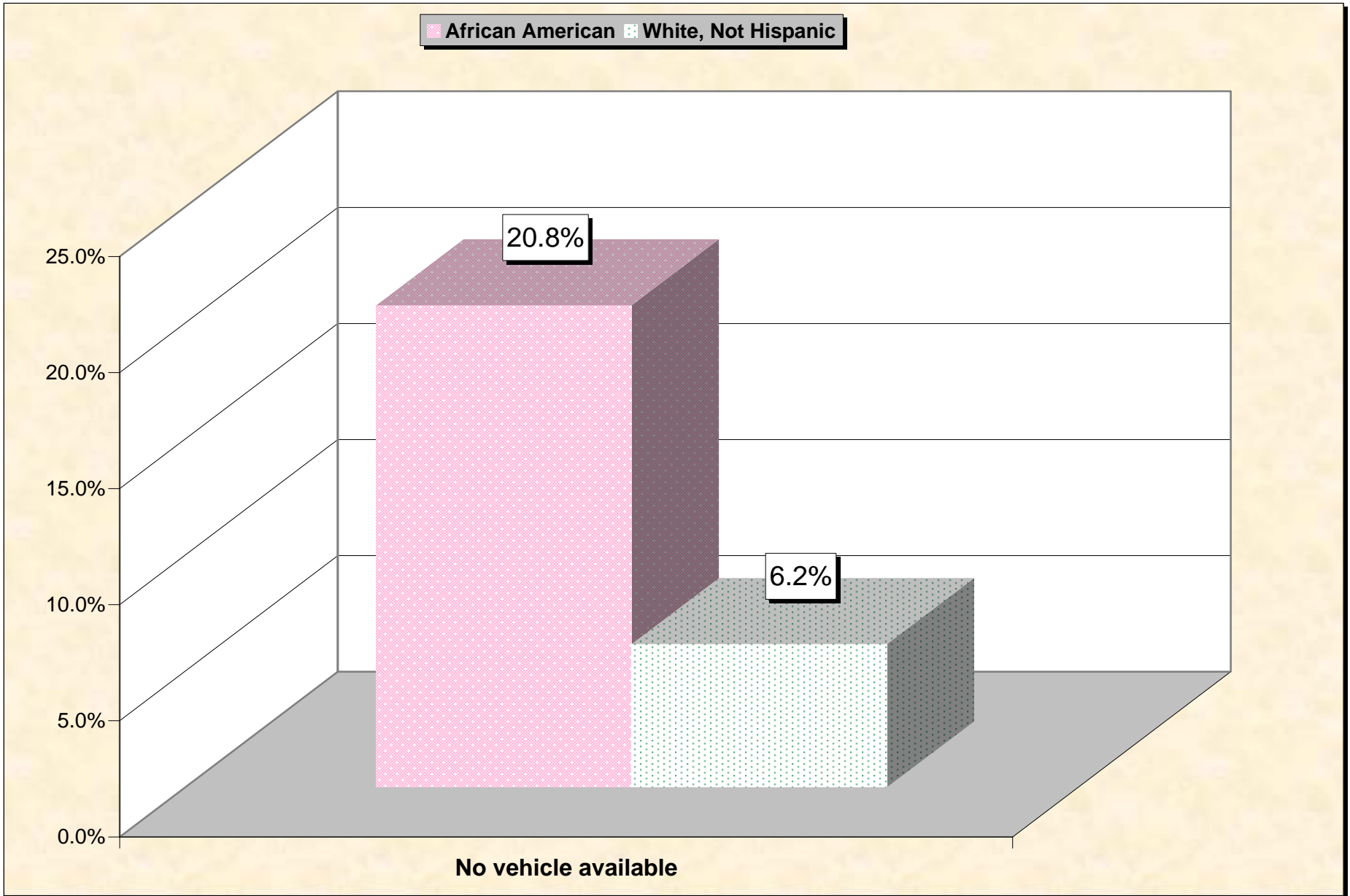
Source: Data Set: Census 2000 Summary File 3 (SF 3) - Sample Data -- HCT29B. OCCUPANTS PER ROOM (BLACK OR AFRICAN AMERICAN ALONE HOUSEHOLDER) [3] - Universe: Occupied housing units with a householder who is Black or African American alone; HCT29I. OCCUPANTS PER ROOM (WHITE ALONE, NOT HISPANIC OR LATINO HOUSEHOLDER) [3] - Universe: Occupied housing units with a householder who is White alone, not Hispanic or Latino.

# Chart 13 -- Lack of Telephone Service by Household Orange County, Texas



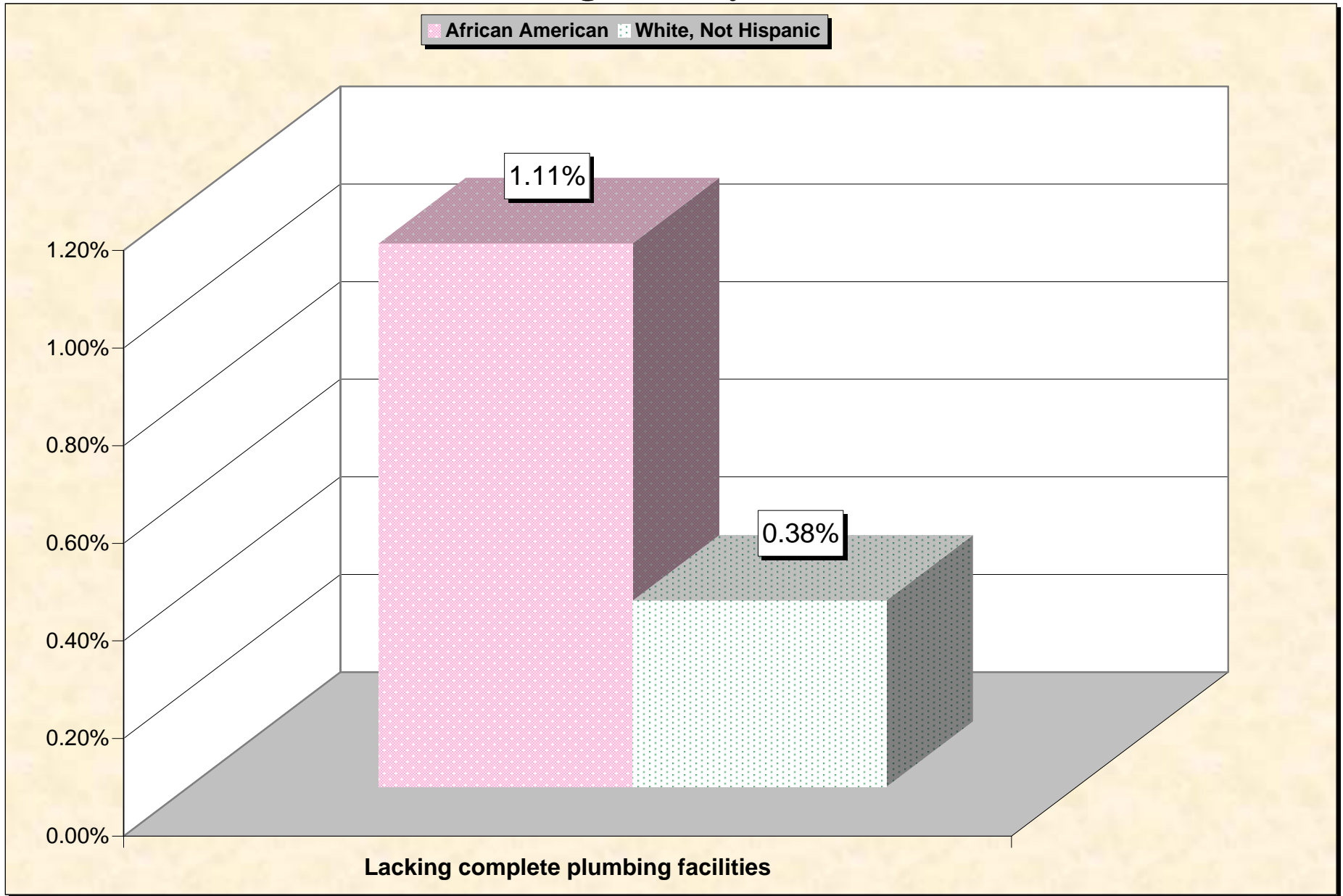
Source: Data Set: Census 2000 Summary File 3 (SF 3) - Sample Data -- HCT32B. TELEPHONE SERVICE AVAILABLE (BLACK OR AFRICAN AMERICAN ALONE HOUSEHOLDER) [3] - Universe: Occupied housing units with a householder who is Black or African American alone; HCT32I. TELEPHONE SERVICE AVAILABLE (WHITE ALONE, NOT HISPANIC OR LATINO HOUSEHOLDER) [3] - Universe: Occupied housing units with a householder who is White alone, not Hispanic or Latino.

# Chart 14 -- Lack of Vehicle By Household Orange County, Texas



Source: Data Set: Census 2000 Summary File 3 (SF 3) - Sample Data -- HCT33B. VEHICLES AVAILABLE (BLACK OR AFRICAN AMERICAN ALONE HOUSEHOLDER) [3] - Universe: Occupied housing units with a householder who is Black or African American alone;; HCT33I. VEHICLES AVAILABLE (WHITE ALONE, NOT HISPANIC OR LATINO HOUSEHOLDER) [3] - Universe: Occupied housing units with a householder who is White alone, not Hispanic or Latino.

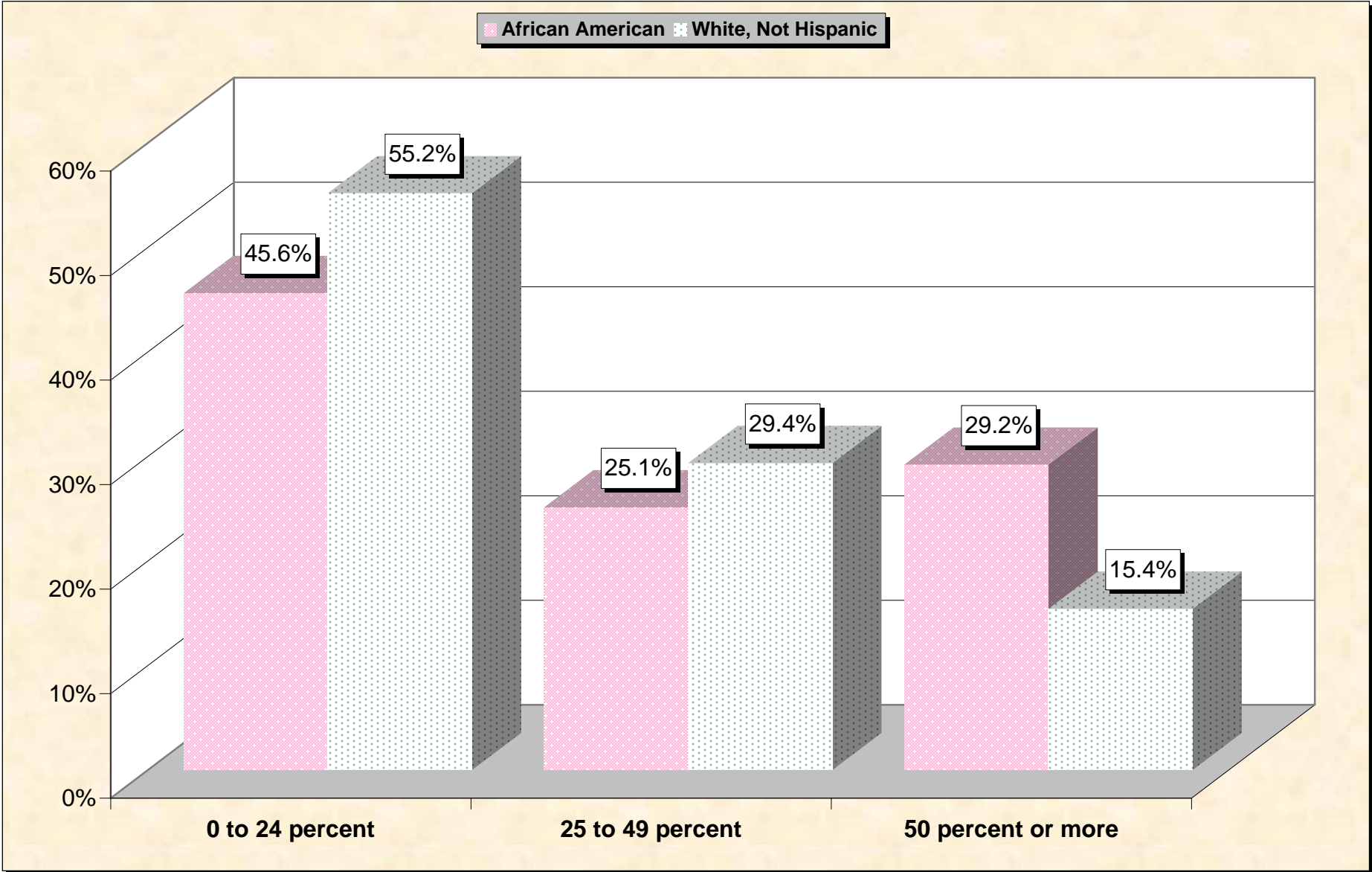
# Chart 15 -- Lack of Plumbing By Household Orange County, Texas



Source: Data Set: Census 2000 Summary File 3 (SF 3) - Sample Data -- HCT34B. PLUMBING FACILITIES (BLACK OR AFRICAN AMERICAN ALONE HOUSEHOLDER) [3] - Universe: Occupied housing units with a householder who is Black or African American alone; HCT34I. PLUMBING FACILITIES (WHITE ALONE, NOT HISPANIC OR LATINO HOUSEHOLDER) [3] - Universe: Occupied housing units with a householder who is White alone, not Hispanic or Latino.



# Chart 16 -- Gross Rent as a Percentage of Household Income in 1999 Orange County, Texas



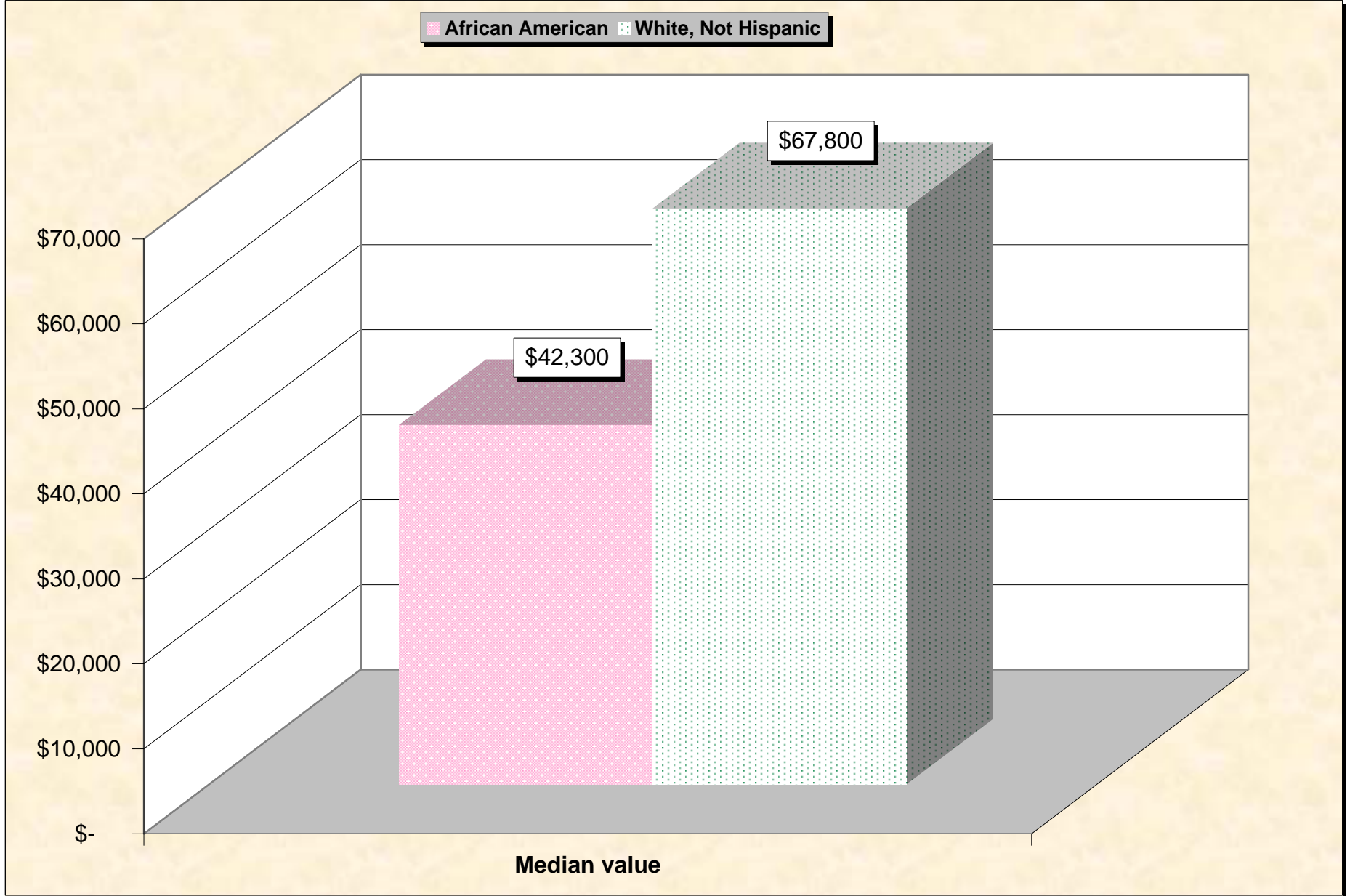
Source: Data Set: Census 2000 Summary File 3 (SF 3) - Sample Data -- HCT39B. GROSS RENT AS A PERCENTAGE OF HOUSEHOLD INCOME IN 1999 (BLACK OR AFRICAN AMERICAN ALONE HOUSEHOLDER) [11] - Universe: Specified renter-occupied housing units with a householder who is Black or African American alone; HCT39I. GROSS RENT AS A PERCENTAGE OF HOUSEHOLD INCOME IN 1999 (WHITE ALONE, NOT HISPANIC OR LATINO HOUSEHOLDER) [11] - Universe: Specified renter-occupied housing units with a householder who is White alone, not Hispanic or Latino.

# Chart 17 -- Median Gross Rent By Household Orange County, Texas



Source: Data Set: Census 2000 Summary File 3 (SF 3) - Sample Data -- HCT37B. MEDIAN GROSS RENT (DOLLARS) (BLACK OR AFRICAN AMERICAN ALONE HOUSEHOLDER) [1] - Universe: Specified renter-occupied housing units paying cash rent with a householder who is Black or African American alone; HCT37I. MEDIAN GROSS RENT (DOLLARS) (WHITE ALONE, NOT HISPANIC OR LATINO HOUSEHOLDER) [1] - Universe: Specified renter-occupied housing units paying cash rent with a householder who is White alone, not Hispanic or Latino.

# Chart 18 -- Median Home Value By Household Orange County, Texas



Source: Data Set: Census 2000 Summary File 3 (SF 3) - Sample Data -- HCT42B. MEDIAN VALUE (DOLLARS) (BLACK OR AFRICAN AMERICAN ALONE HOUSEHOLDER) [1] - Universe: Specified owner-occupied housing units with a householder who is Black or African American alone; HCT42I. MEDIAN VALUE (DOLLARS) (WHITE ALONE, NOT HISPANIC OR LATINO HOUSEHOLDER) [1] - Universe: Specified owner-occupied housing units with a householder who is White alone, not Hispanic or Latino.

## HOUSEHOLDS BY AGE OF HOUSEHOLDER BY HOUSEHOLD TYPE (INCLUDING LIVING ALONE) BY PRESENCE OF OWN CHILDREN UNDER 18 YEARS

Source data for Chart 1

|   | African American        | White, Not Hispanic     |
|---|-------------------------|-------------------------|
|   | Orange County,<br>Texas | Orange County,<br>Texas |
| Total:                                  | 2,483                   | 27,755                  |
| Householder 15 to 64 years:             | 2,004                   | 21,413                  |
| Family households:                      | 1,589                   | 17,257                  |
| Married-couple family:                  | 698                     | 14,150                  |
| With own children under 18 years        | 415                     | 7,512                   |
| No own children under 18 years          | 283                     | 6,638                   |
| Other family:                           | 891                     | 3,107                   |
| Male householder, no wife present:      | 124                     | 979                     |
| With own children under 18 years        | 82                      | 593                     |
| No own children under 18 years          | 42                      | 386                     |
| Female householder, no husband present: | 767                     | 2,128                   |
| With own children under 18 years        | 581                     | 1,559                   |
| No own children under 18 years          | 186                     | 569                     |
| Nonfamily households:                   | 415                     | 4,156                   |
| Householder living alone                | 345                     | 3,474                   |
| Householder not living alone            | 70                      | 682                     |
| Householder 65 years and over:          | 479                     | 6,342                   |
| Family households:                      | 265                     | 3,659                   |
| Married-couple family:                  | 135                     | 3,072                   |
| With own children under 18 years        | 0                       | 31                      |
| No own children under 18 years          | 135                     | 3,041                   |
| Other family:                           | 130                     | 587                     |
| Male householder, no wife present:      | 0                       | 132                     |
| With own children under 18 years        | 0                       | 7                       |
| No own children under 18 years          | 0                       | 125                     |
| Female householder, no husband present: | 130                     | 455                     |
| With own children under 18 years        | 0                       | 0                       |
| No own children under 18 years          | 130                     | 455                     |
| Nonfamily households:                   | 214                     | 2,683                   |
| Householder living alone                | 210                     | 2,629                   |
| Householder not living alone            | 4                       | 54                      |

Source: Data Set: Census 2000 Summary File 3 (SF 3) - Sample Data - P146B. HOUSEHOLDS BY AGE OF HOUSEHOLDER BY HOUSEHOLD TYPE (INCLUDING LIVING ALONE) BY PRESENCE OF OWN CHILDREN UNDER 18 YEARS (BLACK OR AFRICAN AMERICAN ALONE HOUSEHOLDER) [31] - Universe: Households with a householder who is Black or African American alone; P146I. HOUSEHOLDS BY AGE OF HOUSEHOLDER BY HOUSEHOLD TYPE (INCLUDING LIVING ALONE) BY PRESENCE OF OWN CHILDREN UNDER 18 YEARS (WHITE ALONE, NOT HISPANIC OR LATINO HOUSEHOLDER) [31] - Universe: Households with a householder who is White alone, not Hispanic or Latino.

## SCHOOL ENROLLMENT BY LEVEL OF SCHOOL BY TYPE OF SCHOOL FOR THE POPULATION 3 YEARS AND OVER

**Source data for Chart 2**

|  | African American        | White, Not Hispanic     |
|--|-------------------------|-------------------------|
|  | Orange County,<br>Texas | Orange County,<br>Texas |
| Total:                                 | 6,925                   | 70,304                  |
| Enrolled in nursery school, preschool: | 226                     | 1,236                   |
| Public school                          | 220                     | 664                     |
| Private school                         | 6                       | 572                     |
| Enrolled in kindergarten:              | 242                     | 1,020                   |
| Public school                          | 209                     | 926                     |
| Private school                         | 33                      | 94                      |
| Enrolled in grade 1 to grade 8:        | 1,245                   | 8,743                   |
| Public school                          | 1,228                   | 8,143                   |
| Private school                         | 17                      | 600                     |
| Enrolled in grade 9 to grade 12:       | 565                     | 4,595                   |
| Public school                          | 548                     | 4,428                   |
| Private school                         | 17                      | 167                     |
| Enrolled in college:                   | 261                     | 2,525                   |
| Public school                          | 217                     | 2,311                   |
| Private school                         | 44                      | 214                     |
| Not enrolled in school                 | 4,386                   | 52,185                  |

*Source: Data Set: Census 2000 Summary File 3 (SF 3) - Sample Data - P146B. HOUSEHOLDS BY AGE OF HOUSEHOLDER BY HOUSEHOLD TYPE (INCLUDING LIVING ALONE) BY PRESENCE OF OWN CHILDREN UNDER 18 YEARS (BLACK OR AFRICAN AMERICAN ALONE HOUSEHOLDER) [31] - Universe: Households with a householder who is Black or African American alone; P146I. HOUSEHOLDS BY AGE OF HOUSEHOLDER BY HOUSEHOLD TYPE (INCLUDING LIVING ALONE) BY PRESENCE OF OWN CHILDREN UNDER 18 YEARS (WHITE ALONE, NOT HISPANIC OR LATINO HOUSEHOLDER) [31] - Universe: Households with a householder who is White alone, not Hispanic or Latino.*

## SEX BY EDUCATIONAL ATTAINMENT FOR THE POPULATION 25 YEARS AND OVER

### Source data for Chart 3

|   | African American        | White, Not Hispanic     |
|---|-------------------------|-------------------------|
|   | Orange County,<br>Texas | Orange County,<br>Texas |
| Total:                                      | 3,884                   | 47,805                  |
| Male:                                       | 1,697                   | 22,950                  |
| Less than 9th grade                         | 178                     | 1,176                   |
| 9th to 12th grade, no diploma               | 316                     | 2,761                   |
| High school graduate (includes equivalency) | 697                     | 9,376                   |
| Some college, no degree                     | 342                     | 5,800                   |
| Associate degree                            | 44                      | 1,214                   |
| Bachelor's degree                           | 86                      | 1,922                   |
| Graduate or professional degree             | 34                      | 701                     |
| Female:                                     | 2,187                   | 24,855                  |
| Less than 9th grade                         | 196                     | 1,417                   |
| 9th to 12th grade, no diploma               | 519                     | 3,896                   |
| High school graduate (includes equivalency) | 617                     | 9,477                   |
| Some college, no degree                     | 568                     | 5,975                   |
| Associate degree                            | 123                     | 1,302                   |
| Bachelor's degree                           | 134                     | 2,127                   |
| Graduate or professional degree             | 30                      | 661                     |

Source: Data Set: Census 2000 Summary File 3 (SF 3) - Sample Data -- P148B. SEX BY EDUCATIONAL ATTAINMENT FOR THE POPULATION 25 YEARS AND OVER (BLACK OR AFRICAN AMERICAN ALONE) [17] - Universe: Black or African American alone 25 years and over; P148I. SEX BY EDUCATIONAL ATTAINMENT FOR THE POPULATION 25 YEARS AND OVER (WHITE ALONE, NOT HISPANIC OR LATINO) [17] - Universe: White alone, not Hispanic or Latino population 25 years and over.

## SEX BY EMPLOYMENT STATUS FOR THE POPULATION 16 YEARS AND OVER

Source data for Charts 4 and 5

|                    | African American        | White, Not Hispanic     |
|--------------------|-------------------------|-------------------------|
|                    | Orange County,<br>Texas | Orange County,<br>Texas |
| Total:             | 4,887                   | 56,575                  |
| Male:              | 2,188                   | 27,585                  |
| In labor force:    | 1,240                   | 19,262                  |
| In Armed Forces    | 4                       | 19                      |
| Civilian:          | 1,236                   | 19,243                  |
| Employed           | 974                     | 17,930                  |
| Unemployed         | 262                     | 1,313                   |
| Not in labor force | 948                     | 8,323                   |
| Female:            | 2,699                   | 28,990                  |
| In labor force:    | 1,575                   | 14,746                  |
| In Armed Forces    | 0                       | 0                       |
| Civilian:          | 1,575                   | 14,746                  |
| Employed           | 1,353                   | 13,619                  |
| Unemployed         | 222                     | 1,127                   |
| Not in labor force | 1,124                   | 14,244                  |

*Source: Data Set: Census 2000 Summary File 3 (SF 3) - Sample Data -- P150B. SEX BY EMPLOYMENT STATUS FOR THE POPULATION 16 YEARS AND OVER (BLACK OR AFRICAN AMERICAN ALONE) [15] - Universe: Black or African American alone 16 years and over; P150I. SEX BY EMPLOYMENT STATUS FOR THE POPULATION 16 YEARS AND OVER (WHITE ALONE, NOT HISPANIC OR LATINO) [15] - Universe: White alone, not Hispanic or Latino population 16 years and over.*

## HOUSEHOLD INCOME IN 1999

### Source data for Chart 6

|                        | African American        | White, Not Hispanic     |
|------------------------|-------------------------|-------------------------|
|                        | Orange County,<br>Texas | Orange County,<br>Texas |
| Total:                 | 2,483                   | 27,755                  |
| Less than \$10,000     | 720                     | 3,082                   |
| \$10,000 to \$14,999   | 307                     | 1,626                   |
| \$15,000 to \$19,999   | 289                     | 1,837                   |
| \$20,000 to \$24,999   | 132                     | 2,131                   |
| \$25,000 to \$29,999   | 146                     | 1,891                   |
| \$30,000 to \$34,999   | 83                      | 1,957                   |
| \$35,000 to \$39,999   | 142                     | 1,533                   |
| \$40,000 to \$44,999   | 68                      | 1,671                   |
| \$45,000 to \$49,999   | 125                     | 1,451                   |
| \$50,000 to \$59,999   | 107                     | 2,577                   |
| \$60,000 to \$74,999   | 145                     | 2,979                   |
| \$75,000 to \$99,999   | 122                     | 2,742                   |
| \$100,000 to \$124,999 | 60                      | 1,221                   |
| \$125,000 to \$149,999 | 17                      | 467                     |
| \$150,000 to \$199,999 | 17                      | 322                     |
| \$200,000 or more      | 3                       | 268                     |

Source: Data Set: Census 2000 Summary File 3 (SF 3) - Sample Data -- P151B. HOUSEHOLD INCOME IN 1999 (BLACK OR AFRICAN AMERICAN ALONE HOUSEHOLDER) [17] - Universe: Households with a householder who is Black or African American alone; P151I. HOUSEHOLD INCOME IN 1999 (WHITE ALONE, NOT HISPANIC OR LATINO HOUSEHOLDER) [17] - Universe: Households with a householder who is White alone, not Hispanic or Latino.



## MEDIAN FAMILY INCOME IN 1999

### Source data for Chart 7

|                              | African American        | White, Not Hispanic     |
|------------------------------|-------------------------|-------------------------|
|                              | Orange County,<br>Texas | Orange County,<br>Texas |
| Median family income in 1999 | \$ 21,129               | \$ 46,029               |

*Source: Data Set: Census 2000 Summary File 3 (SF 3) - Sample Data -- P155B. MEDIAN FAMILY INCOME IN 1999 (DOLLARS) (BLACK OR AFRICAN AMERICAN ALONE HOUSEHOLDER) [1] - Universe: Families with a householder who is Black or African American alone ; P155I. MEDIAN FAMILY INCOME IN 1999 (DOLLARS) (WHITE ALONE, NOT HISPANIC OR LATINO HOUSEHOLDER) [1] - Universe: Families with a householder who is White alone, not Hispanic or Latino.*

## PER CAPITA INCOME IN 1999

### Source data for Chart 8

|                           | African American        | White, Not Hispanic     |
|---------------------------|-------------------------|-------------------------|
|                           | Orange County,<br>Texas | Orange County,<br>Texas |
| Per capita income in 1999 | \$ 10,499               | \$ 18,531               |

*Source: Data Set: Census 2000 Summary File 3 (SF 3) - Sample Data -- P157B. PER CAPITA INCOME IN 1999 (DOLLARS) (BLACK OR AFRICAN AMERICAN ALONE) [1] - Universe: Black or African American alone; P157I. PER CAPITA INCOME IN 1999 (DOLLARS) (WHITE ALONE, NOT HISPANIC OR LATINO) [1] - Universe: White alone, not Hispanic or Latino population.*

## POVERTY STATUS IN 1999 BY AGE

### Source data for Chart 9

|   | African American        | White, Not Hispanic     |
|---|-------------------------|-------------------------|
|   | Orange County,<br>Texas | Orange County,<br>Texas |
| Total:                                    | 7,040                   | 72,062                  |
| Income in 1999 below poverty level:       | 2,691                   | 8,088                   |
| Under 5 years                             | 412                     | 862                     |
| 5 years                                   | 66                      | 173                     |
| 6 to 11 years                             | 523                     | 810                     |
| 12 to 17 years                            | 307                     | 864                     |
| 18 to 64 years                            | 1,135                   | 4,373                   |
| 65 to 74 years                            | 132                     | 504                     |
| 75 years and over                         | 116                     | 502                     |
| Income in 1999 at or above poverty level: | 4,349                   | 63,974                  |
| Under 5 years                             | 326                     | 3,623                   |
| 5 years                                   | 77                      | 806                     |
| 6 to 11 years                             | 436                     | 5,552                   |
| 12 to 17 years                            | 506                     | 5,865                   |
| 18 to 64 years                            | 2,568                   | 39,711                  |
| 65 to 74 years                            | 286                     | 5,313                   |
| 75 years and over                         | 150                     | 3,104                   |

Source: Data Set: Census 2000 Summary File 3 (SF 3) - Sample Data -- P159B. POVERTY STATUS IN 1999 BY AGE (BLACK OR AFRICAN AMERICAN ALONE) [17] - Universe: Black or African American alone for whom poverty status is determined; P159I. POVERTY STATUS IN 1999 BY AGE (WHITE ALONE, NOT HISPANIC OR LATINO) [17] - Universe: White alone, not Hispanic or Latino population for whom poverty status is determined.

## MEDIAN EARNINGS IN 1999

**Source data for Chart 10**

|   | African American        | White, Not Hispanic     |
|---|-------------------------|-------------------------|
|   | Orange County,<br>Texas | Orange County,<br>Texas |
| Median earnings in 1999 --              |                         |                         |
| Worked full-time, year-round in 1999 -- |                         |                         |
| Total                                   | \$ 23,095               | \$ 32,547               |
| Male                                    | \$ 27,672               | \$ 41,155               |
| Female                                  | \$ 19,303               | \$ 22,066               |
| Other --                                |                         |                         |
| Total                                   | \$ 6,752                | \$ 9,830                |
| Male                                    | \$ 5,000                | \$ 14,147               |
| Female                                  | \$ 7,311                | \$ 7,784                |

Source: Data Set: Census 2000 Summary File 3 (SF 3) - Sample Data -- PCT74B. MEDIAN EARNINGS IN 1999 (DOLLARS) BY WORK EXPERIENCE IN 1999 BY SEX FOR THE POPULATION 16 YEARS AND OVER WITH EARNINGS (BLACK OR AFRICAN AMERICAN ALONE) [6] - Universe: Black or African American alone 16 years and over with earnings in 1999; PCT74I. MEDIAN EARNINGS IN 1999 (DOLLARS) BY WORK EXPERIENCE IN 1999 BY SEX FOR THE POPULATION 16 YEARS AND OVER WITH EARNINGS (WHITE ALONE, NOT HISPANIC OR LATINO) [6] - Universe: White alone, not Hispanic or Latino population 16 years and over with earnings in 1999.

## TENURE BY RACE OF HOUSEHOLDER

### Source data for Chart 11

|   | <b>Orange County,<br/>Texas</b> |
|---|---------------------------------|
| Total:  | 31,642                          |
| Owner occupied:   | 24,436                          |
| Householder who is White alone                                      | 22,712                          |
| <b>Householder who is Black or African American alone</b>           | <b>1,163</b>                    |
| Householder who is American Indian and Alaska Native alone          | 122                             |
| Householder who is Asian alone                                      | 123                             |
| Householder who is Native Hawaiian and Other Pacific Islander alone | 4                               |
| Householder who is Some other race alone                            | 115                             |
| Householder who is Two or more races                                | 197                             |
| Renter occupied:  | 7,206                           |
| Householder who is White alone                                      | 5,568                           |
| <b>Householder who is Black or African American alone</b>           | <b>1,351</b>                    |
| Householder who is American Indian and Alaska Native alone          | 39                              |
| Householder who is Asian alone                                      | 67                              |
| Householder who is Native Hawaiian and Other Pacific Islander alone | 0                               |
| Householder who is Some other race alone                            | 81                              |
| Householder who is Two or more races                                | 100                             |

### White alone, not Hispanic

### White, Not Hispanic

|                 |  | <b>Orange County,<br/>Texas</b> |
|-----------------|--|---------------------------------|
| Total:          |  | 27,785                          |
| Owner occupied  |  | 22,369                          |
| Renter occupied |  | 5,416                           |

Source: Data Set: Census 2000 Summary File 3 (SF 3) - Sample Data -- H11. TENURE BY RACE OF HOUSEHOLDER [17] - Universe: Occupied housing units; H13. TENURE (WHITE ALONE, NOT HISPANIC OR LATINO HOUSEHOLDER) [3] - Universe: Occupied housing units with a householder who is White alone, not Hispanic or Latino.

## OCCUPANTS PER ROOM

### Source data for Chart 12

|                                 | African American        | White, Not Hispanic     |
|---------------------------------|-------------------------|-------------------------|
|                                 | Orange County,<br>Texas | Orange County,<br>Texas |
| Total:                          | 2,514                   | 27,785                  |
| 1.00 or less occupants per room | 2,266                   | 26,602                  |
| 1.01 or more occupants per room | 248                     | 1,183                   |

Source: Data Set: Census 2000 Summary File 3 (SF 3) - Sample Data -- HCT29B. OCCUPANTS PER ROOM (BLACK OR AFRICAN AMERICAN ALONE HOUSEHOLDER) [3] - Universe: Occupied housing units with a householder who is Black or African American alone; HCT29I. OCCUPANTS PER ROOM (WHITE ALONE, NOT HISPANIC OR LATINO HOUSEHOLDER) [3] - Universe: Occupied housing units with a householder who is White alone, not Hispanic or Latino.

## TELEPHONE SERVICE AVAILABLE

### Source data for Chart 13

|                                  | African American        | White, Not Hispanic     |
|----------------------------------|-------------------------|-------------------------|
|                                  | Orange County,<br>Texas | Orange County,<br>Texas |
| Total:                           | 2,514                   | 27,785                  |
| With telephone service available | 2,339                   | 26,989                  |
| No telephone service available   | 175                     | 796                     |

Source: Data Set: Census 2000 Summary File 3 (SF 3) - Sample Data -- HCT32B. TELEPHONE SERVICE AVAILABLE (BLACK OR AFRICAN AMERICAN ALONE HOUSEHOLDER) [3] - Universe: Occupied housing units with a householder who is Black or African American alone; HCT32I. TELEPHONE SERVICE AVAILABLE (WHITE ALONE, NOT HISPANIC OR LATINO HOUSEHOLDER) [3] - Universe: Occupied housing units with a householder who is White alone, not Hispanic or Latino.

## VEHICLES AVAILABLE

### Source data for Chart 14

|                              | African American        | White, Not Hispanic     |
|------------------------------|-------------------------|-------------------------|
|                              | Orange County,<br>Texas | Orange County,<br>Texas |
| Total:                       | 2,514                   | 27,785                  |
| No vehicle available         | 522                     | 1,714                   |
| 1 or more vehicles available | 1,992                   | 26,071                  |

Source: Data Set: Census 2000 Summary File 3 (SF 3) - Sample Data -- HCT33B. VEHICLES AVAILABLE (BLACK OR AFRICAN AMERICAN ALONE HOUSEHOLDER) [3] - Universe: Occupied housing units with a householder who is Black or African American alone;; HCT33I. VEHICLES AVAILABLE (WHITE ALONE, NOT HISPANIC OR LATINO HOUSEHOLDER) [3] - Universe: Occupied housing units with a householder who is White alone, not Hispanic or Latino.

## PLUMBING FACILITIES

### Source data for Chart 15

|                                      | African American        | White, Not Hispanic     |
|--------------------------------------|-------------------------|-------------------------|
|                                      | Orange County,<br>Texas | Orange County,<br>Texas |
| Total:                               | 2,514                   | 27,785                  |
| Complete plumbing facilities         | 2,486                   | 27,679                  |
| Lacking complete plumbing facilities | 28                      | 106                     |

Source: Data Set: Census 2000 Summary File 3 (SF 3) - Sample Data -- HCT34B. PLUMBING FACILITIES (BLACK OR AFRICAN AMERICAN ALONE HOUSEHOLDER) [3] - Universe: Occupied housing units with a householder who is Black or African American alone; HCT34I. PLUMBING FACILITIES (WHITE ALONE, NOT HISPANIC OR LATINO HOUSEHOLDER) [3] - Universe: Occupied housing units with a householder who is White alone, not Hispanic or Latino.

## GROSS RENT AS A PERCENTAGE OF HOUSEHOLD INCOME IN 1999

### Source data for Chart 16

|                      | African American        | White, Not Hispanic     |
|----------------------|-------------------------|-------------------------|
|                      | Orange County,<br>Texas | Orange County,<br>Texas |
| Total:               | 1,346                   | 5,376                   |
| Less than 10 percent | 112                     | 469                     |
| 10 to 14 percent     | 131                     | 677                     |
| 15 to 19 percent     | 109                     | 758                     |
| 20 to 24 percent     | 207                     | 636                     |
| 25 to 29 percent     | 56                      | 457                     |
| 30 to 34 percent     | 104                     | 307                     |
| 35 to 39 percent     | 57                      | 211                     |
| 40 to 49 percent     | 91                      | 377                     |
| 50 percent or more   | 358                     | 710                     |
| Not computed         | 121                     | 774                     |

Source: Data Set: Census 2000 Summary File 3 (SF 3) - Sample Data -- HCT39B. GROSS RENT AS A PERCENTAGE OF HOUSEHOLD INCOME IN 1999 (BLACK OR AFRICAN AMERICAN ALONE HOUSEHOLDER) [11] - Universe: Specified renter-occupied housing units with a householder who is Black or African American alone; HCT39I. GROSS RENT AS A PERCENTAGE OF HOUSEHOLD INCOME IN 1999 (WHITE ALONE, NOT HISPANIC OR LATINO HOUSEHOLDER) [11] - Universe: Specified renter-occupied housing units with a householder who is White alone, not Hispanic or Latino.

## MEDIAN GROSS RENT

### Source data for Chart 17

|                   | African American     | White, Not Hispanic  |
|-------------------|----------------------|----------------------|
|                   | Orange County, Texas | Orange County, Texas |
| Median gross rent | \$ 409               | \$ 487               |

Source: Data Set: Census 2000 Summary File 3 (SF 3) - Sample Data -- HCT37B. MEDIAN GROSS RENT (DOLLARS) (BLACK OR AFRICAN AMERICAN ALONE HOUSEHOLDER) [1] - Universe: Specified renter-occupied housing units paying cash rent with a householder who is Black or African American alone; HCT37I. MEDIAN GROSS RENT (DOLLARS) (WHITE ALONE, NOT HISPANIC OR LATINO HOUSEHOLDER) [1] - Universe: Specified renter-occupied housing units paying cash rent with a householder who is White alone, not Hispanic or Latino.

## MEDIAN HOME VALUE

### Source data for Chart 18

|              | African American     | White, Not Hispanic  |
|--------------|----------------------|----------------------|
|              | Orange County, Texas | Orange County, Texas |
| Median value | \$ 42,300            | \$ 67,800            |

Source: Data Set: Census 2000 Summary File 3 (SF 3) - Sample Data -- HCT42B. MEDIAN VALUE (DOLLARS) (BLACK OR AFRICAN AMERICAN ALONE HOUSEHOLDER) [1] - Universe: Specified owner-occupied housing units with a householder who is Black or African American alone; HCT42I. MEDIAN VALUE (DOLLARS) (WHITE ALONE, NOT HISPANIC OR LATINO HOUSEHOLDER) [1] - Universe: Specified owner-occupied housing units with a householder who is White alone, not Hispanic or Latino.