

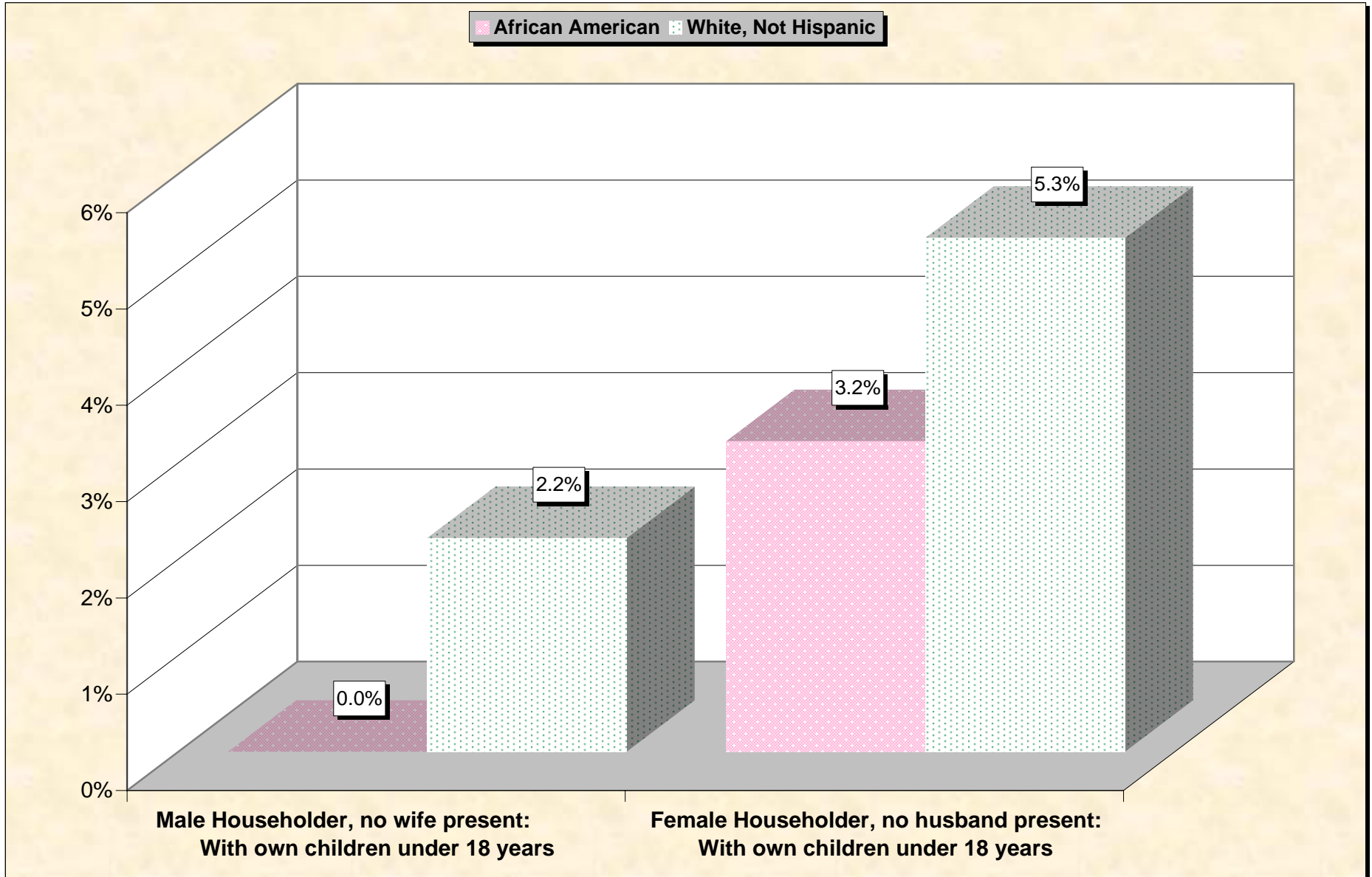
# **Selected Socio-Economic Data**

## **Jim Wells County, Texas**

### **African American and White, Not Hispanic**

**Data Set: Census 2000 Summary File 3 (SF 3) - Sample Data**

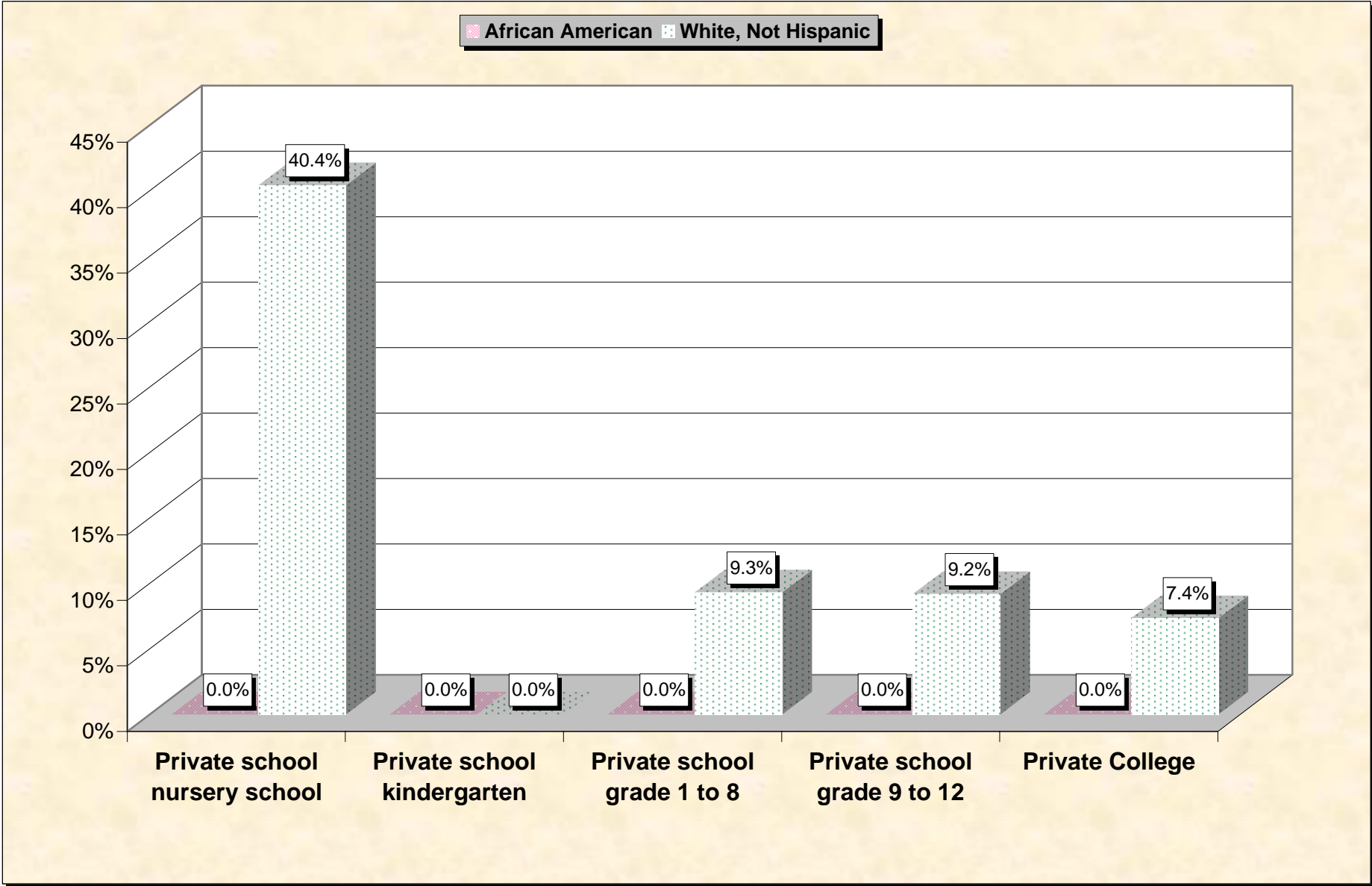
# Chart 1 -- Single-Parent Family Households (Householder 15 to 64 years) Jim Wells County, Texas



Source: Data Set: Census 2000 Summary File 3 (SF 3) - Sample Data - P146B. HOUSEHOLDS BY AGE OF HOUSEHOLDER BY HOUSEHOLD TYPE (INCLUDING LIVING ALONE) BY PRESENCE OF OWN CHILDREN UNDER 18 YEARS (BLACK OR AFRICAN AMERICAN ALONE HOUSEHOLDER) [31] - Universe: Households with a householder who is Black or African American alone; P146I. HOUSEHOLDS BY AGE OF HOUSEHOLDER BY HOUSEHOLD TYPE (INCLUDING LIVING ALONE) BY PRESENCE OF OWN CHILDREN UNDER 18 YEARS (WHITE ALONE, NOT HISPANIC OR LATINO HOUSEHOLDER) [31] - Universe: Households with a householder who is White alone, not Hispanic or Latino.

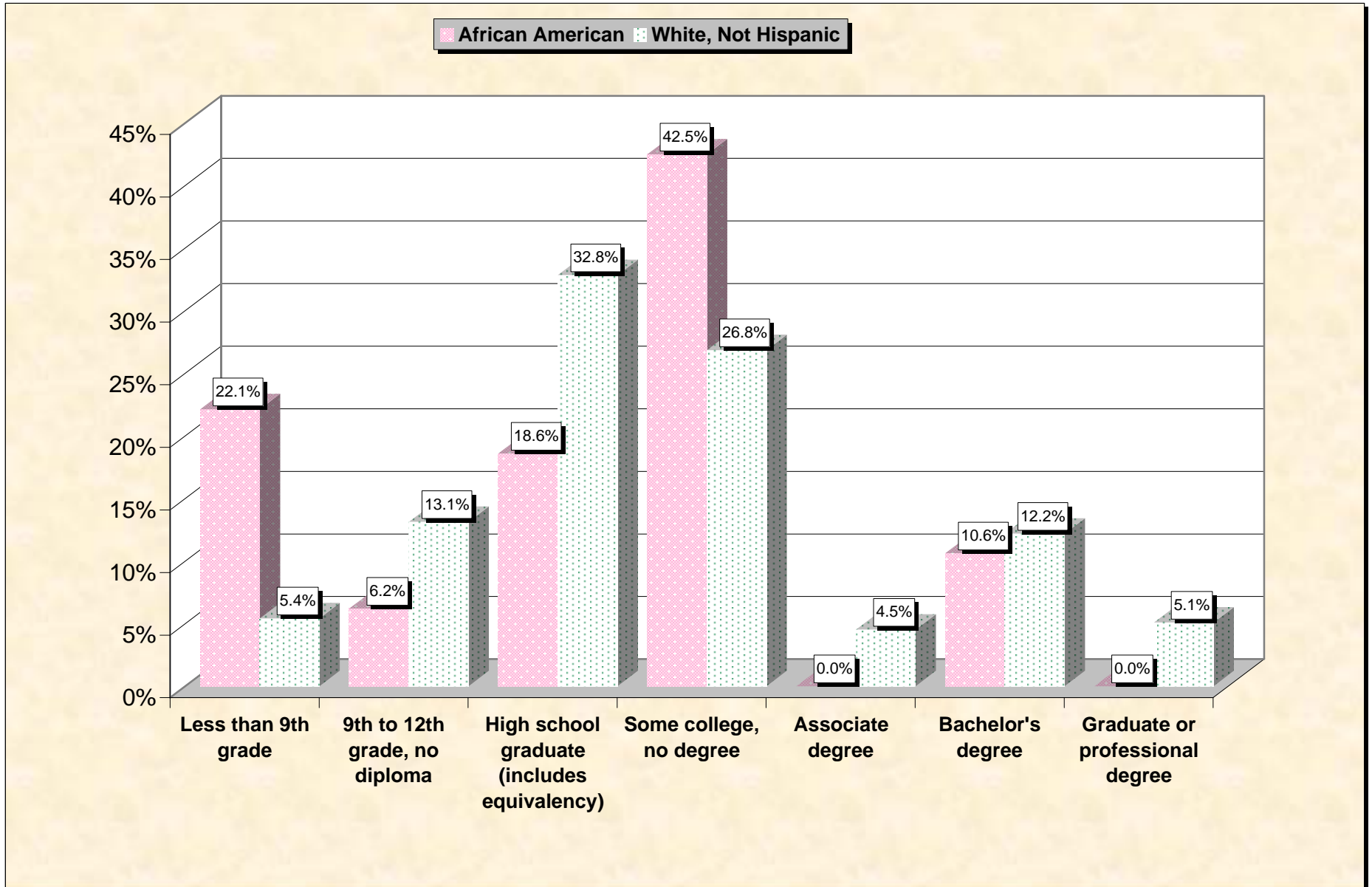
# Chart 2 -- Private School Enrollment (3 years and over)

## Jim Wells County, Texas



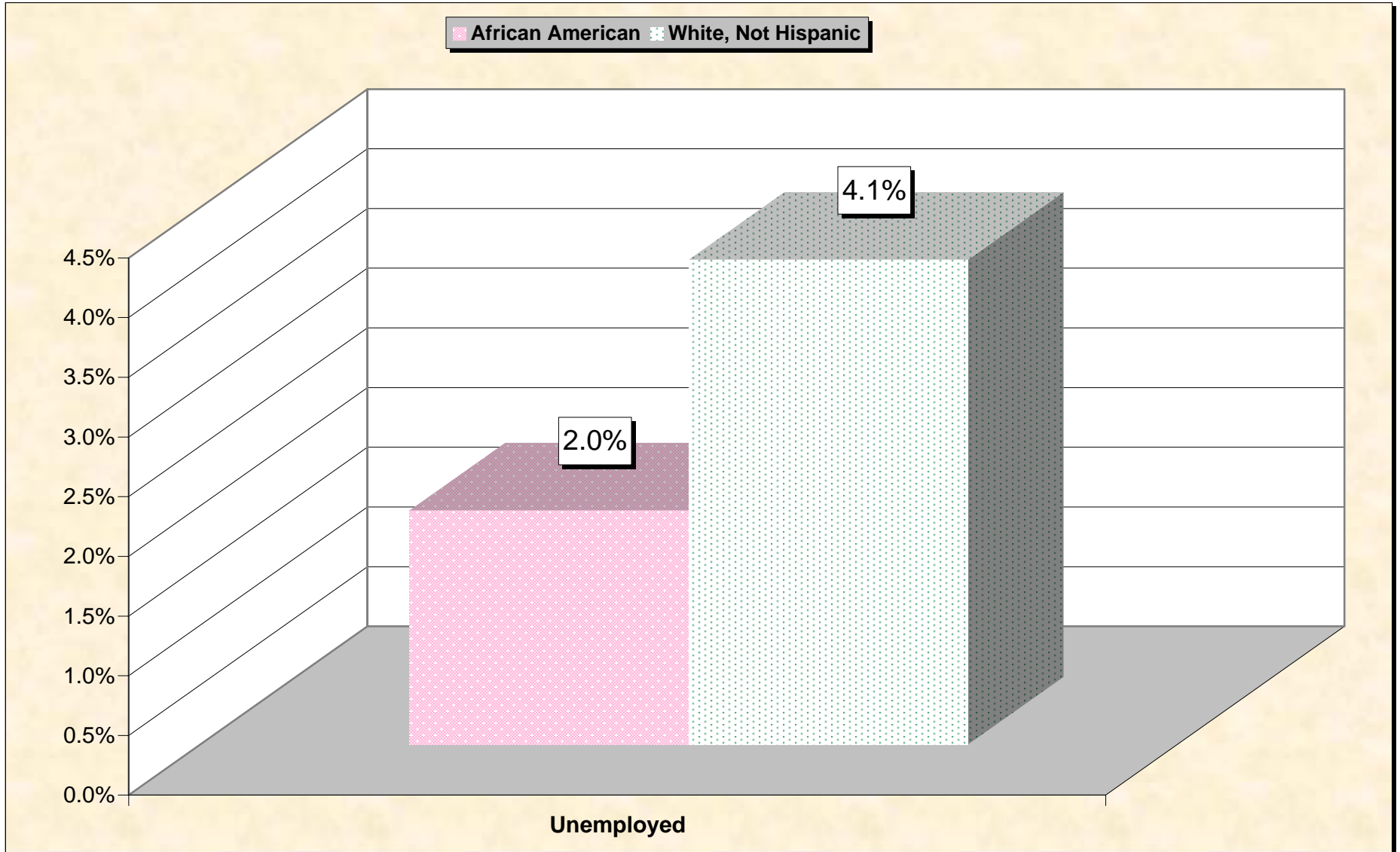
Source: Data Set: Census 2000 Summary File 3 (SF 3) - Sample Data -- P147B. SCHOOL ENROLLMENT BY LEVEL OF SCHOOL BY TYPE OF SCHOOL FOR THE POPULATION 3 YEARS AND OVER (BLACK OR AFRICAN AMERICAN ALONE) [17] - Universe: Black or African American alone 3 years and over; P147I. SCHOOL ENROLLMENT BY LEVEL OF SCHOOL BY TYPE OF SCHOOL FOR THE POPULATION 3 YEARS AND OVER (WHITE ALONE, NOT HISPANIC OR LATINO) [17] - Universe: White alone, not Hispanic or Latino population 3 years and over.

## Chart 3 -- Educational Attainment (25 years and over) Jim Wells County, Texas



Source: Data Set: Census 2000 Summary File 3 (SF 3) - Sample Data -- P148B. SEX BY EDUCATIONAL ATTAINMENT FOR THE POPULATION 25 YEARS AND OVER (BLACK OR AFRICAN AMERICAN ALONE) [17] - Universe: Black or African American alone 25 years and over; P148I. SEX BY EDUCATIONAL ATTAINMENT FOR THE POPULATION 25 YEARS AND OVER (WHITE ALONE, NOT HISPANIC OR LATINO) [17] - Universe: White alone, not Hispanic or Latino population 25 years and over.

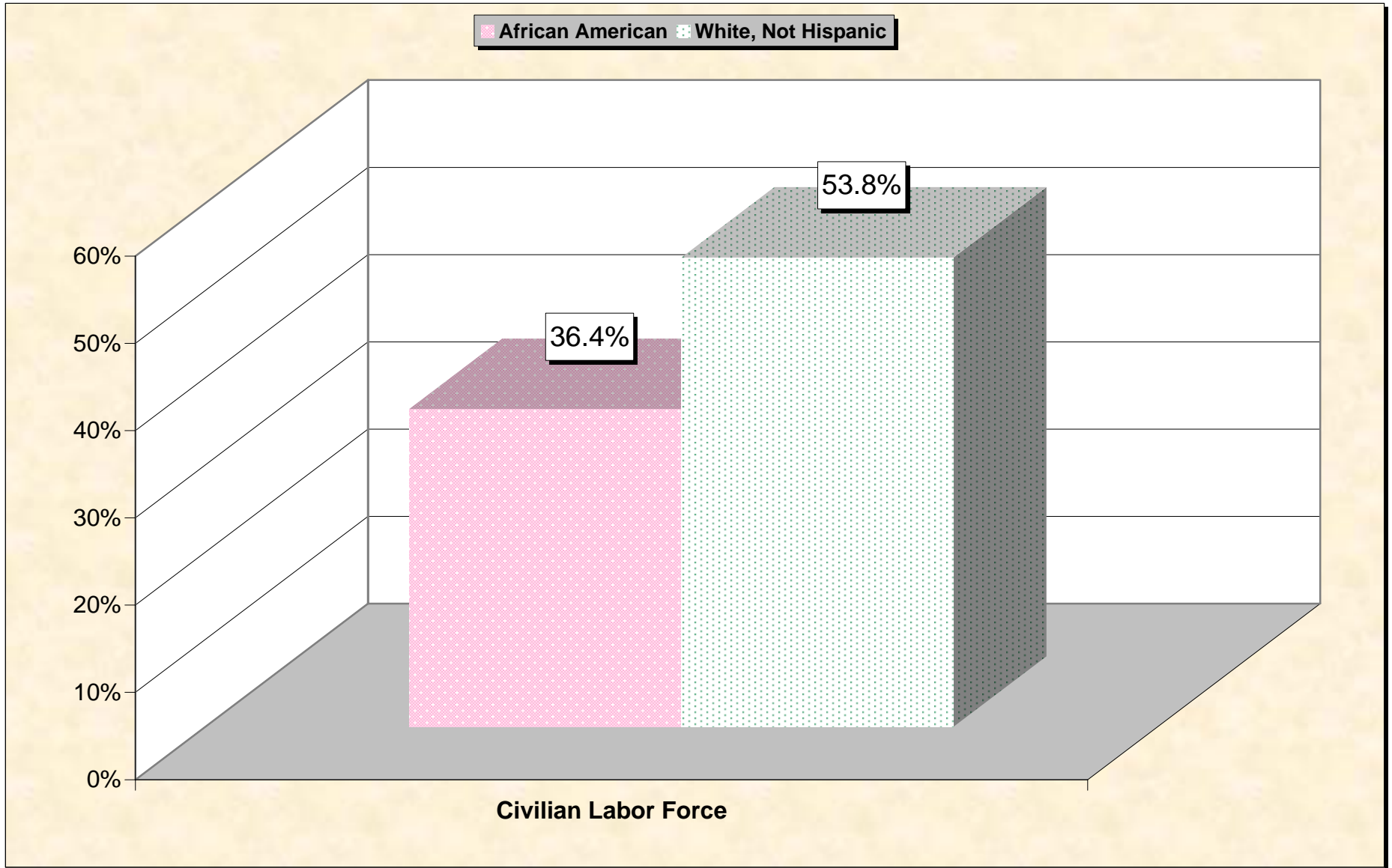
# Chart 4 -- Unemployment Rate (Civilian Labor Force) Jim Wells County, Texas



**Note:** Unemployment rate is defined as a percentage of the civilian labor force.

Source: Data Set: Census 2000 Summary File 3 (SF 3) - Sample Data -- P150B. SEX BY EMPLOYMENT STATUS FOR THE POPULATION 16 YEARS AND OVER (BLACK OR AFRICAN AMERICAN ALONE) [15] - Universe: Black or African American alone 16 years and over; P150I. SEX BY EMPLOYMENT STATUS FOR THE POPULATION 16 YEARS AND OVER (WHITE ALONE, NOT HISPANIC OR LATINO) [15] - Universe: White alone, not Hispanic or Latino population 16 years and over.

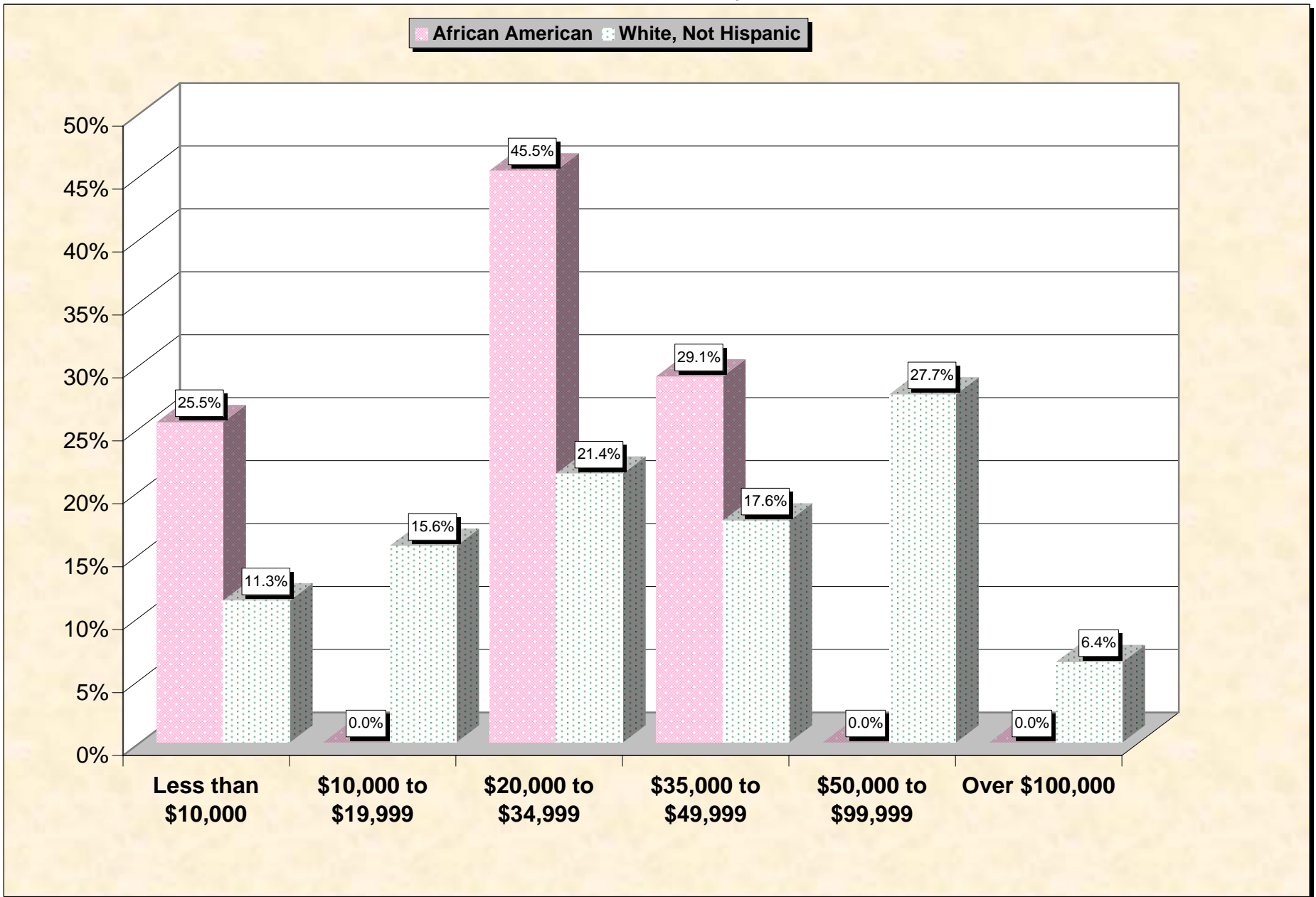
# Chart 5 -- Labor Force Participation (Civilian Labor Force) Jim Wells County, Texas



**Note:** Labor force participation rate is defined as a percentage of the civilian population over 16.

Source: Data Set: Census 2000 Summary File 3 (SF 3) - Sample Data -- P150B. SEX BY EMPLOYMENT STATUS FOR THE POPULATION 16 YEARS AND OVER (BLACK OR AFRICAN AMERICAN ALONE) [15] - Universe: Black or African American alone 16 years and over; P150I. SEX BY EMPLOYMENT STATUS FOR THE POPULATION 16 YEARS AND OVER (WHITE ALONE, NOT HISPANIC OR LATINO) [15] - Universe: White alone, not Hispanic or Latino population 16 years and over.

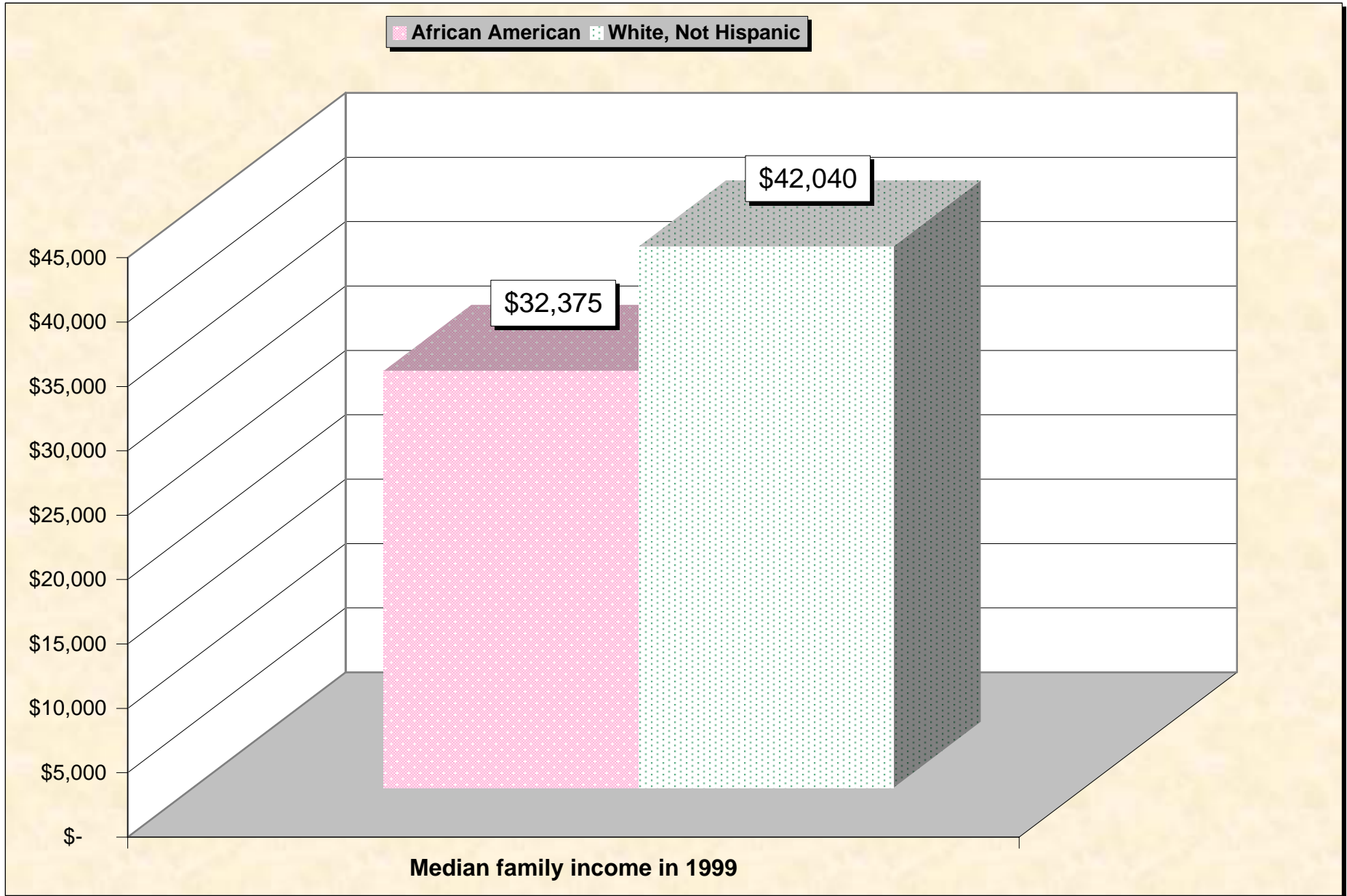
## Chart 6 -- Household Income in 1999 Jim Wells County, Texas



Source: Data Set: Census 2000 Summary File 3 (SF 3) - Sample Data -- P151B. HOUSEHOLD INCOME IN 1999 (BLACK OR AFRICAN AMERICAN ALONE HOUSEHOLDER) [17] - Universe: Households with a householder who is Black or African American alone; P151I. HOUSEHOLD INCOME IN 1999 (WHITE ALONE, NOT HISPANIC OR LATINO HOUSEHOLDER) [17] - Universe: Households with a householder who is White alone, not Hispanic or Latino.

# Chart 7 -- Median Family Income In 1999

## Jim Wells County, Texas

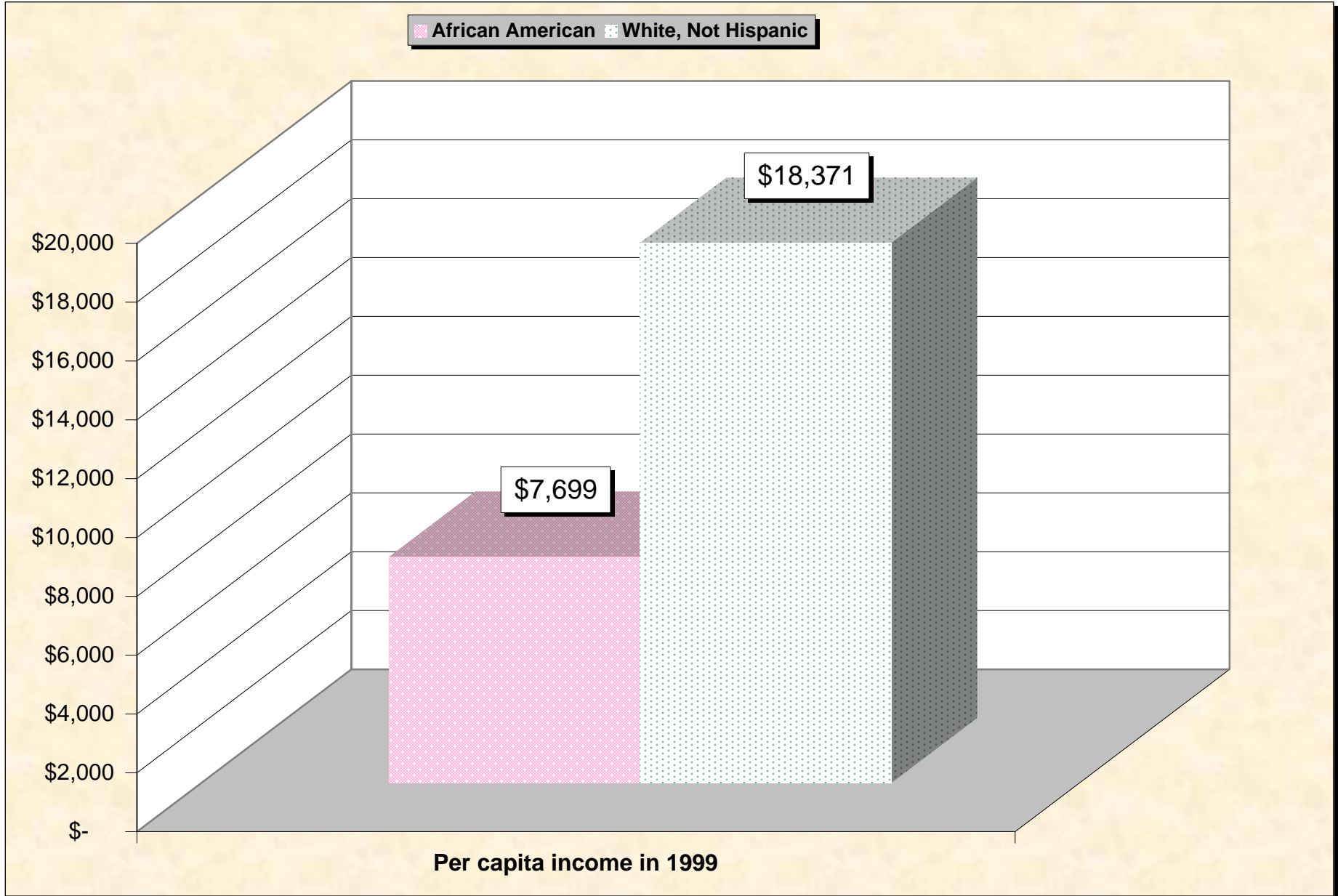


Source: Data Set: Census 2000 Summary File 3 (SF 3) - Sample Data -- P155B. MEDIAN FAMILY INCOME IN 1999 (DOLLARS) (BLACK OR AFRICAN AMERICAN ALONE HOUSEHOLDER) [1] - Universe: Families with a householder who is Black or African American alone ; P155I. MEDIAN FAMILY INCOME IN 1999 (DOLLARS) (WHITE ALONE, NOT HISPANIC OR LATINO HOUSEHOLDER) [1] - Universe: Families with a householder who is White alone, not Hispanic or Latino.



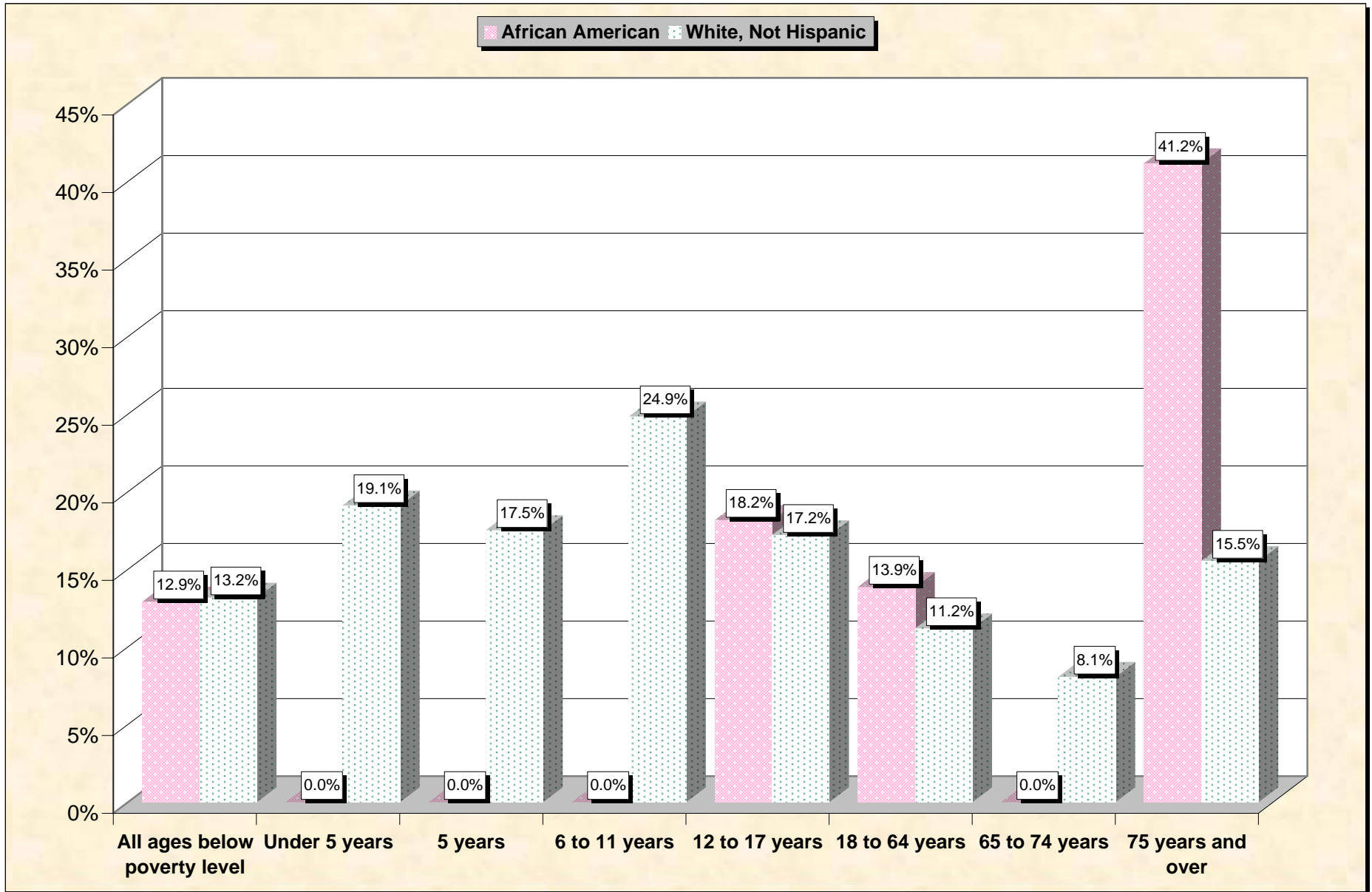
# Chart 8 -- Per Capita Income In 1999

## Jim Wells County, Texas



Source: Data Set: Census 2000 Summary File 3 (SF 3) - Sample Data -- P157B. PER CAPITA INCOME IN 1999 (DOLLARS) (BLACK OR AFRICAN AMERICAN ALONE) [1] - Universe: Black or African American alone; P157I. PER CAPITA INCOME IN 1999 (DOLLARS) (WHITE ALONE, NOT HISPANIC OR LATINO) [1] - Universe: White alone, not Hispanic or Latino population.

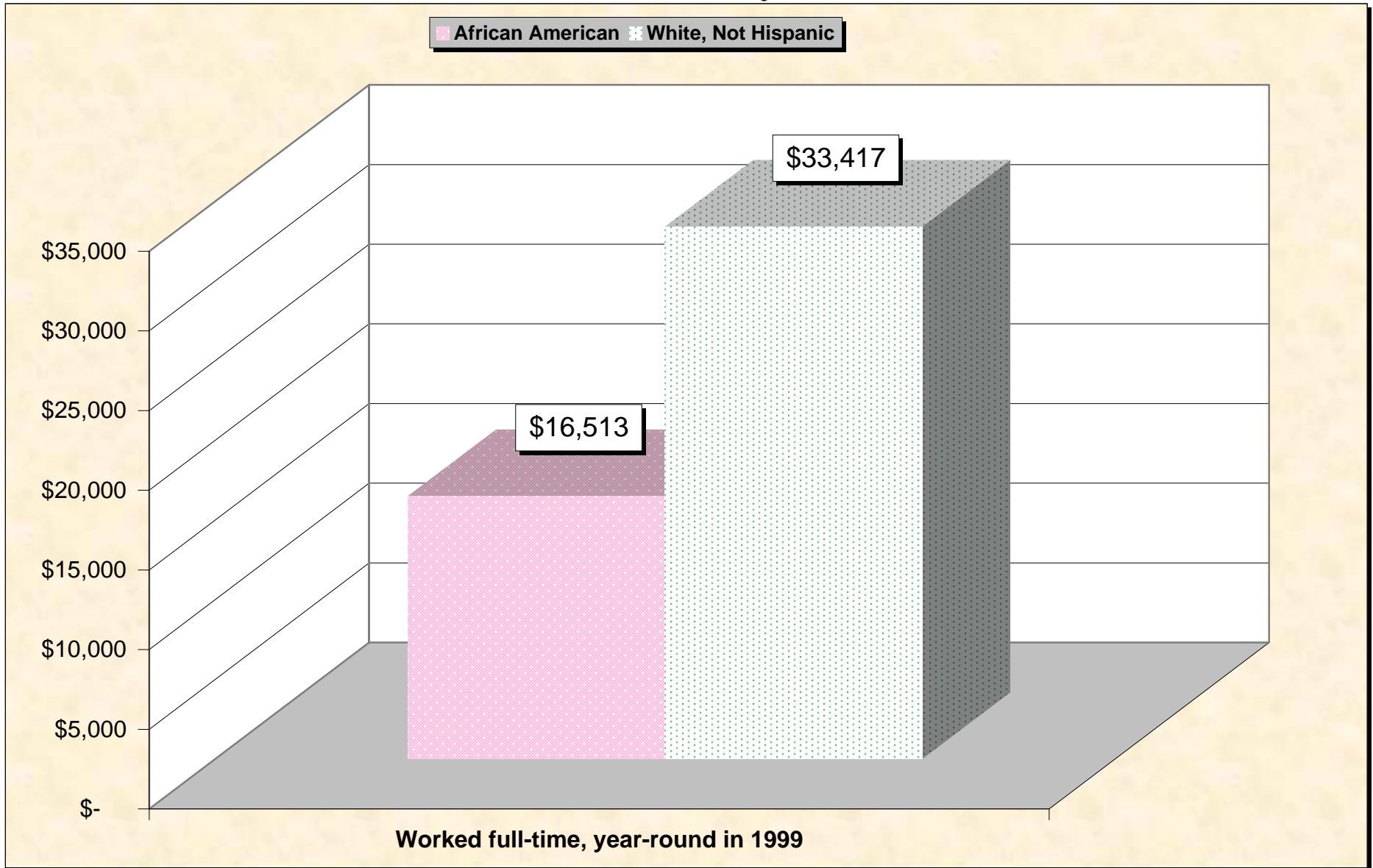
## Chart 9 -- Income in 1999 Below Poverty Level by Age Jim Wells County, Texas



Source: Data Set: Census 2000 Summary File 3 (SF 3) - Sample Data -- P159B. POVERTY STATUS IN 1999 BY AGE (BLACK OR AFRICAN AMERICAN ALONE) [17] - Universe: Black or African American alone for whom poverty status is determined; P159I. POVERTY STATUS IN 1999 BY AGE (WHITE ALONE, NOT HISPANIC OR LATINO) [17] - Universe: White alone, not Hispanic or Latino population for whom poverty status is determined.

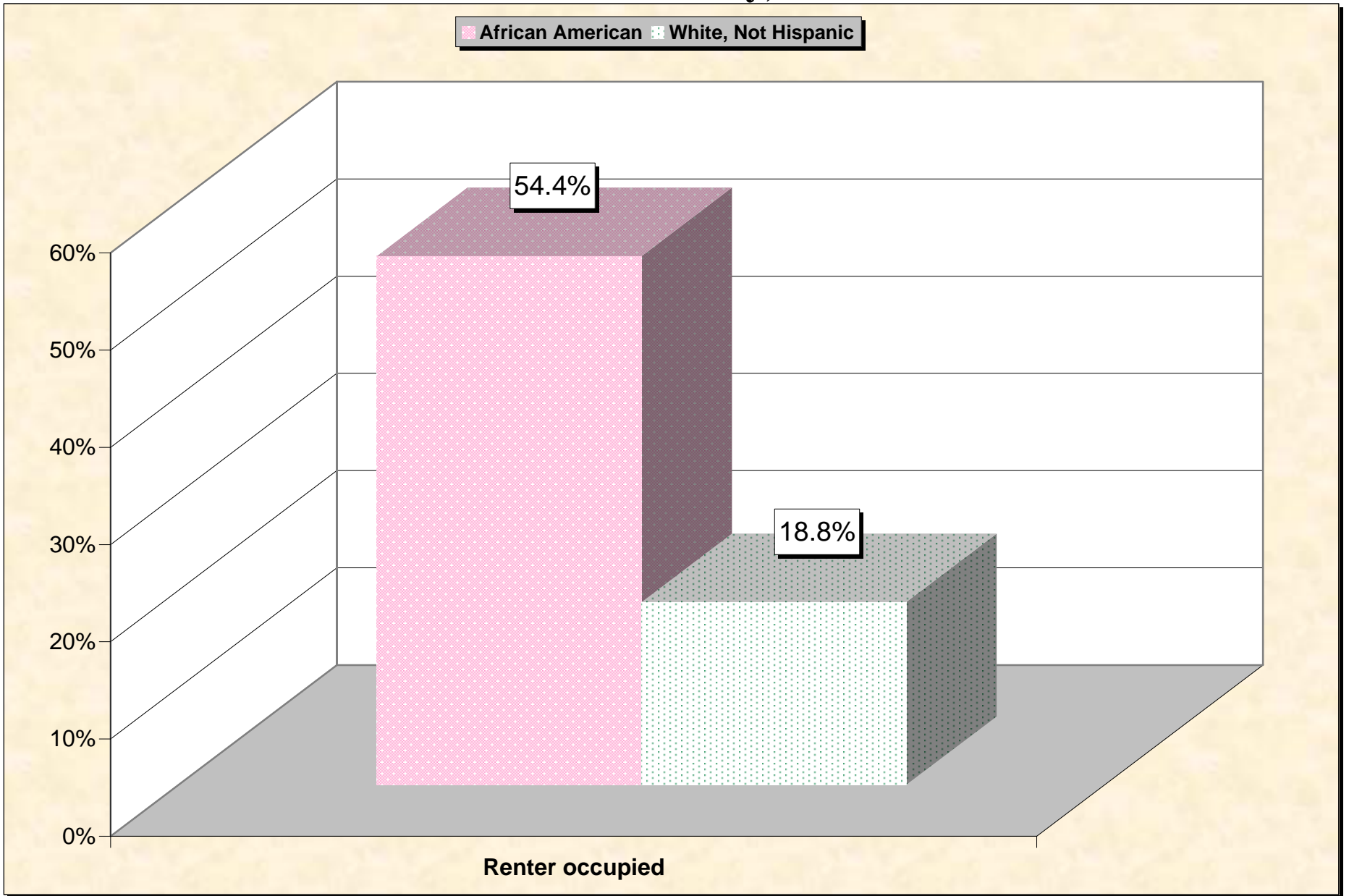
# Chart 10 -- Median Earnings in 1999

## Jim Wells County, Texas



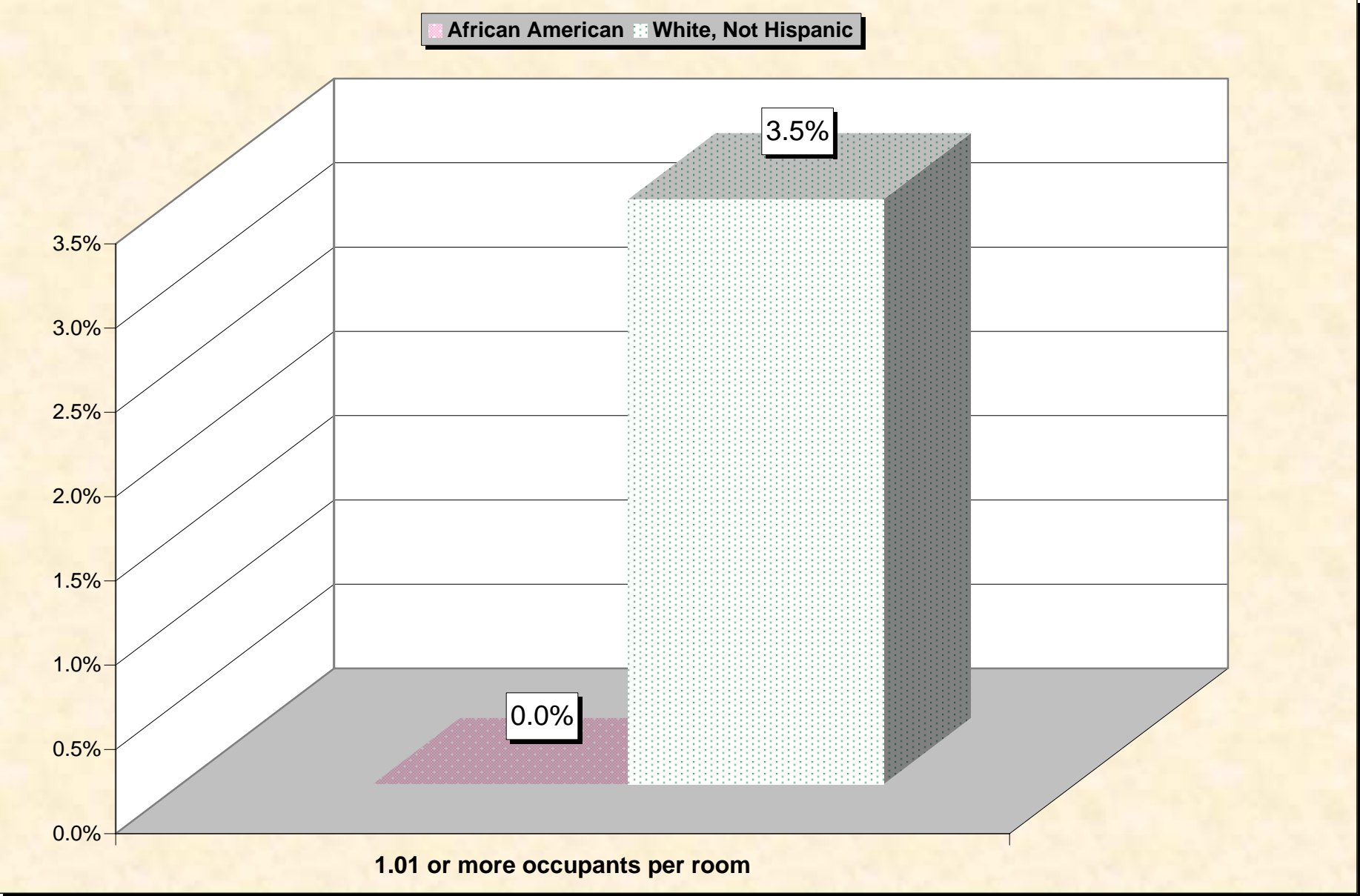
Source: Data Set: Census 2000 Summary File 3 (SF 3) - Sample Data -- PCT74B. MEDIAN EARNINGS IN 1999 (DOLLARS) BY WORK EXPERIENCE IN 1999 BY SEX FOR THE POPULATION 16 YEARS AND OVER WITH EARNINGS (BLACK OR AFRICAN AMERICAN ALONE) [6] - Universe: Black or African American alone 16 years and over with earnings in 1999; PCT74I. MEDIAN EARNINGS IN 1999 (DOLLARS) BY WORK EXPERIENCE IN 1999 BY SEX FOR THE POPULATION 16 YEARS AND OVER WITH EARNINGS (WHITE ALONE, NOT HISPANIC OR LATINO) [6] - Universe: White alone, not Hispanic or Latino population 16 years and over with earnings in 1999.

# Chart 11 -- Renter-Occupied Housing Jim Wells County, Texas



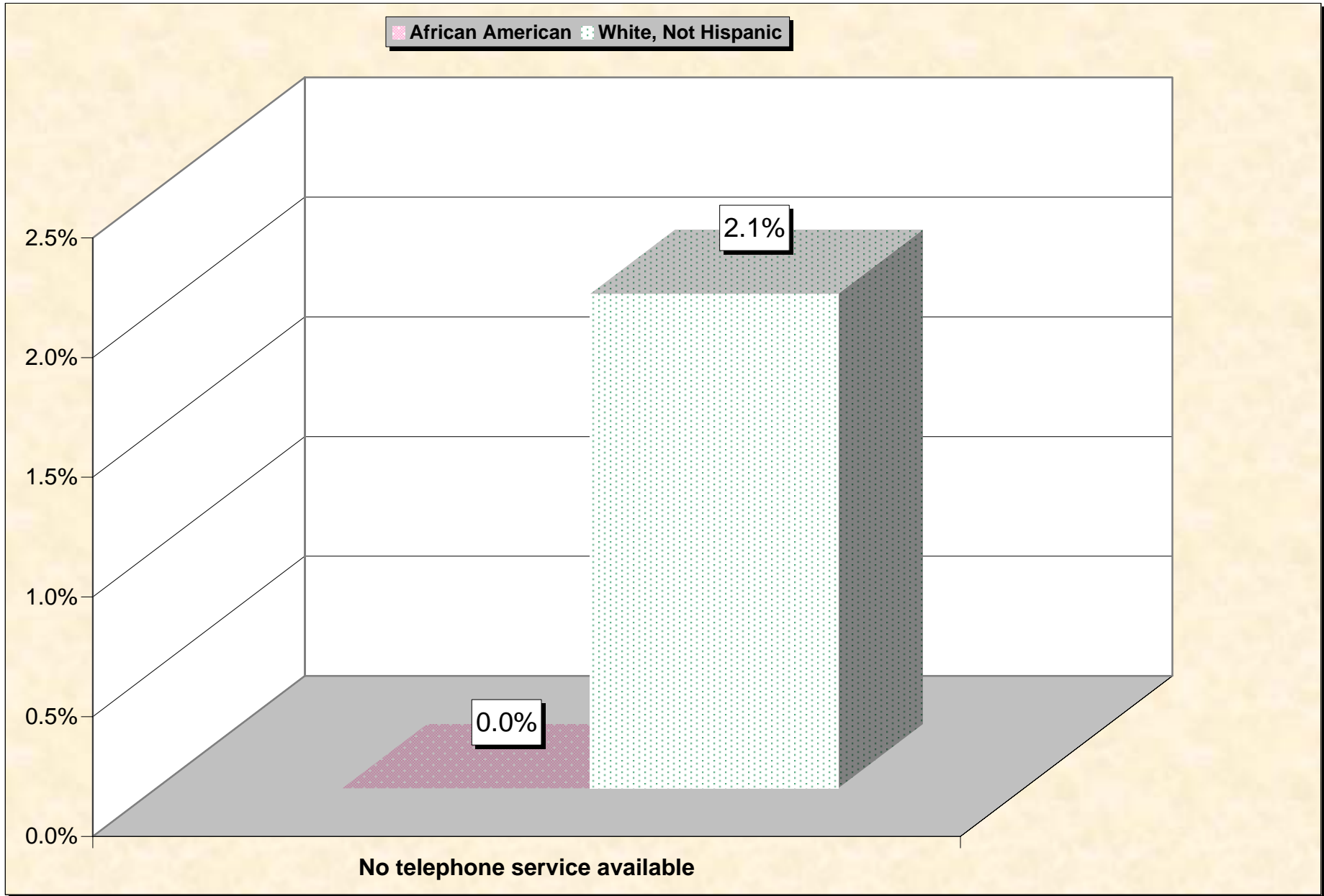
Source: Data Set: Census 2000 Summary File 3 (SF 3) - Sample Data -- H11. TENURE BY RACE OF HOUSEHOLDER [17] - Universe: Occupied housing units; H13. TENURE (WHITE ALONE, NOT HISPANIC OR LATINO HOUSEHOLDER) [3] - Universe: Occupied housing units with a householder who is White alone, not Hispanic or Latino.

# Chart 12 -- Occupants Per Room (Crowding) by Household Jim Wells County, Texas



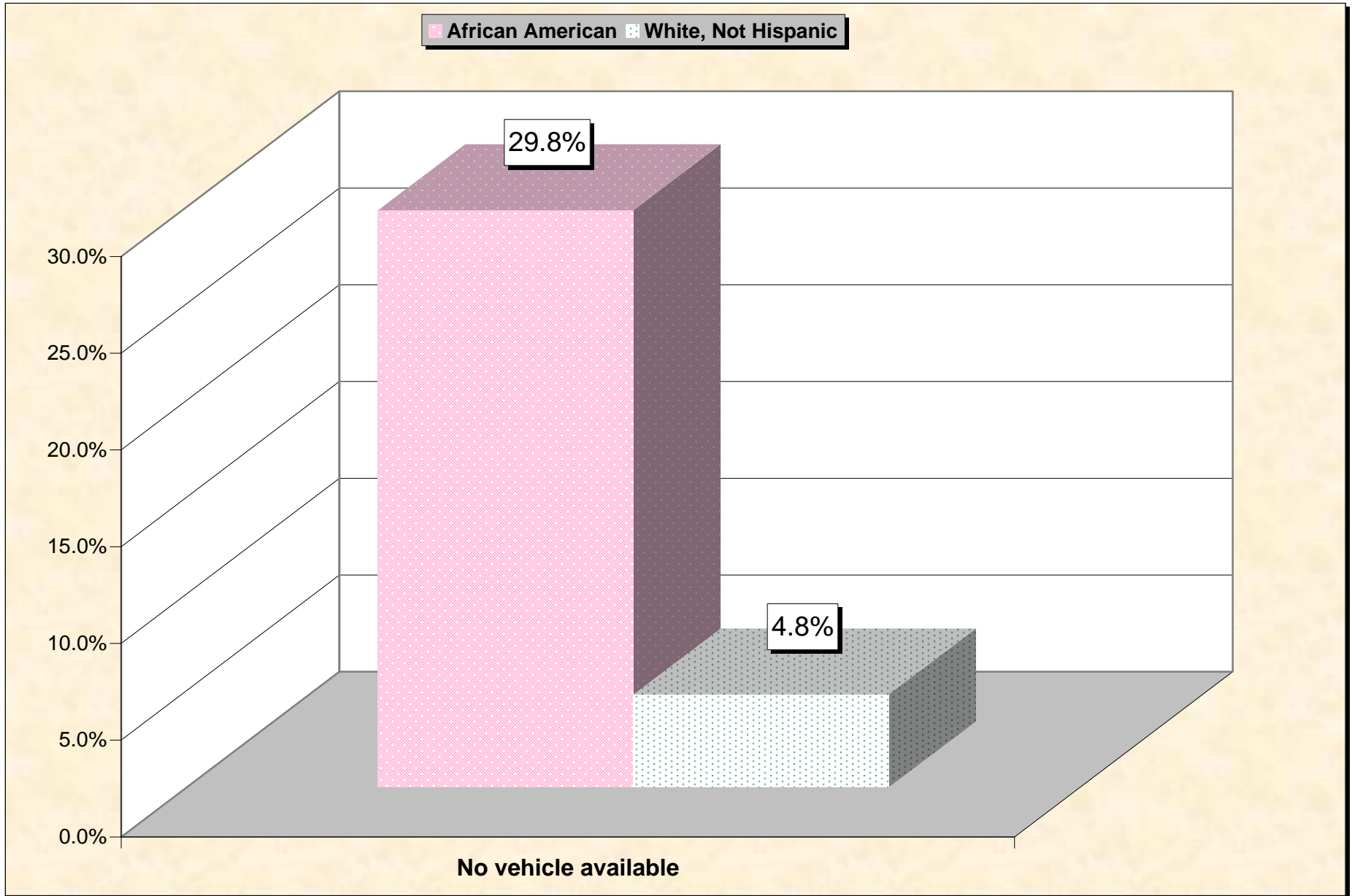
Source: Data Set: Census 2000 Summary File 3 (SF 3) - Sample Data -- HCT29B. OCCUPANTS PER ROOM (BLACK OR AFRICAN AMERICAN ALONE HOUSEHOLDER) [3] - Universe: Occupied housing units with a householder who is Black or African American alone; HCT29I. OCCUPANTS PER ROOM (WHITE ALONE, NOT HISPANIC OR LATINO HOUSEHOLDER) [3] - Universe: Occupied housing units with a householder who is White alone, not Hispanic or Latino.

# Chart 13 -- Lack of Telephone Service by Household Jim Wells County, Texas



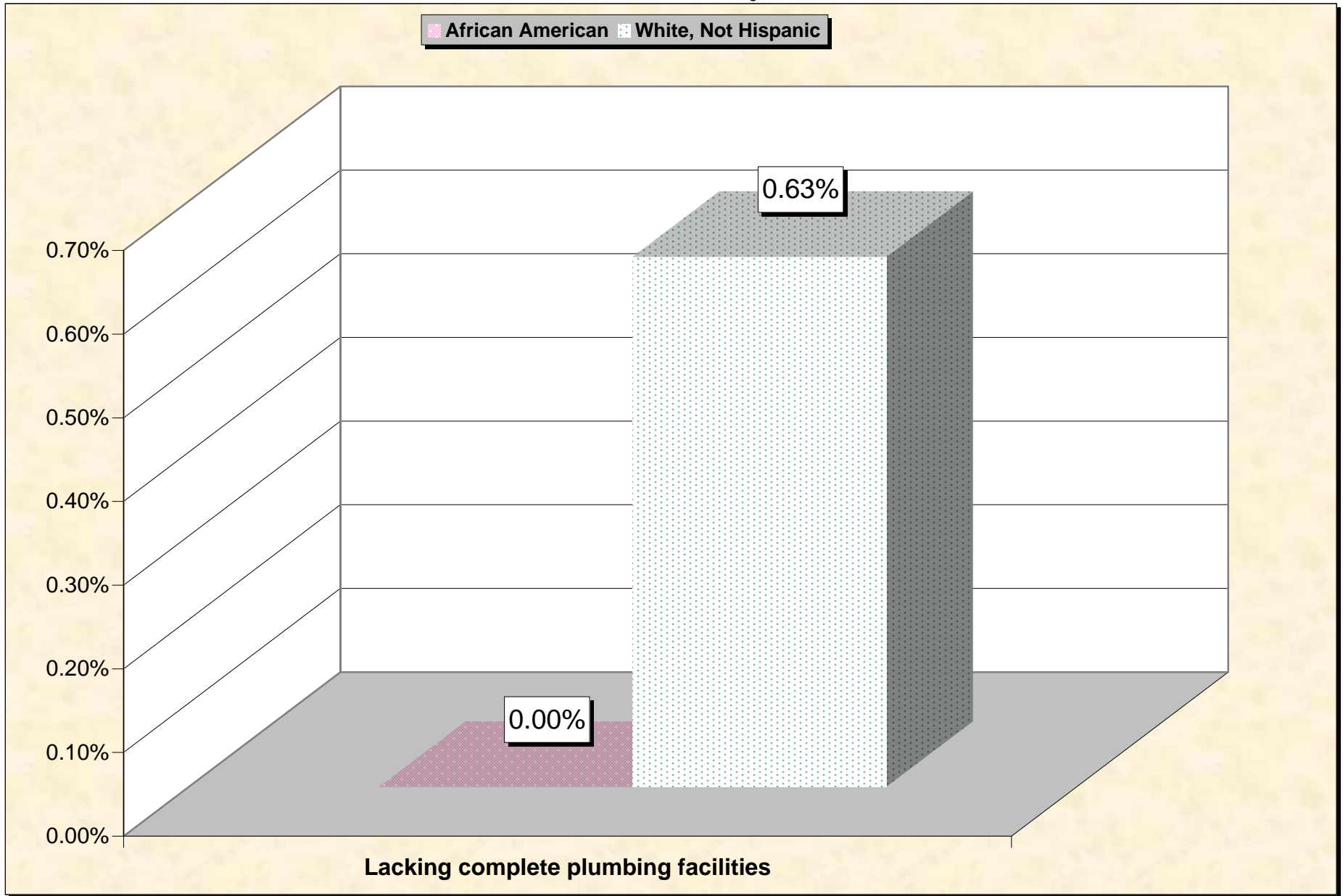
Source: Data Set: Census 2000 Summary File 3 (SF 3) - Sample Data -- HCT32B. TELEPHONE SERVICE AVAILABLE (BLACK OR AFRICAN AMERICAN ALONE HOUSEHOLDER) [3] - Universe: Occupied housing units with a householder who is Black or African American alone; HCT32I. TELEPHONE SERVICE AVAILABLE (WHITE ALONE, NOT HISPANIC OR LATINO HOUSEHOLDER) [3] - Universe: Occupied housing units with a householder who is White alone, not Hispanic or Latino.

# Chart 14 -- Lack of Vehicle By Household Jim Wells County, Texas



Source: Data Set: Census 2000 Summary File 3 (SF 3) - Sample Data -- HCT33B. VEHICLES AVAILABLE (BLACK OR AFRICAN AMERICAN ALONE HOUSEHOLDER) [3] - Universe: Occupied housing units with a householder who is Black or African American alone;; HCT33I. VEHICLES AVAILABLE (WHITE ALONE, NOT HISPANIC OR LATINO HOUSEHOLDER) [3] - Universe: Occupied housing units with a householder who is White alone, not Hispanic or Latino.

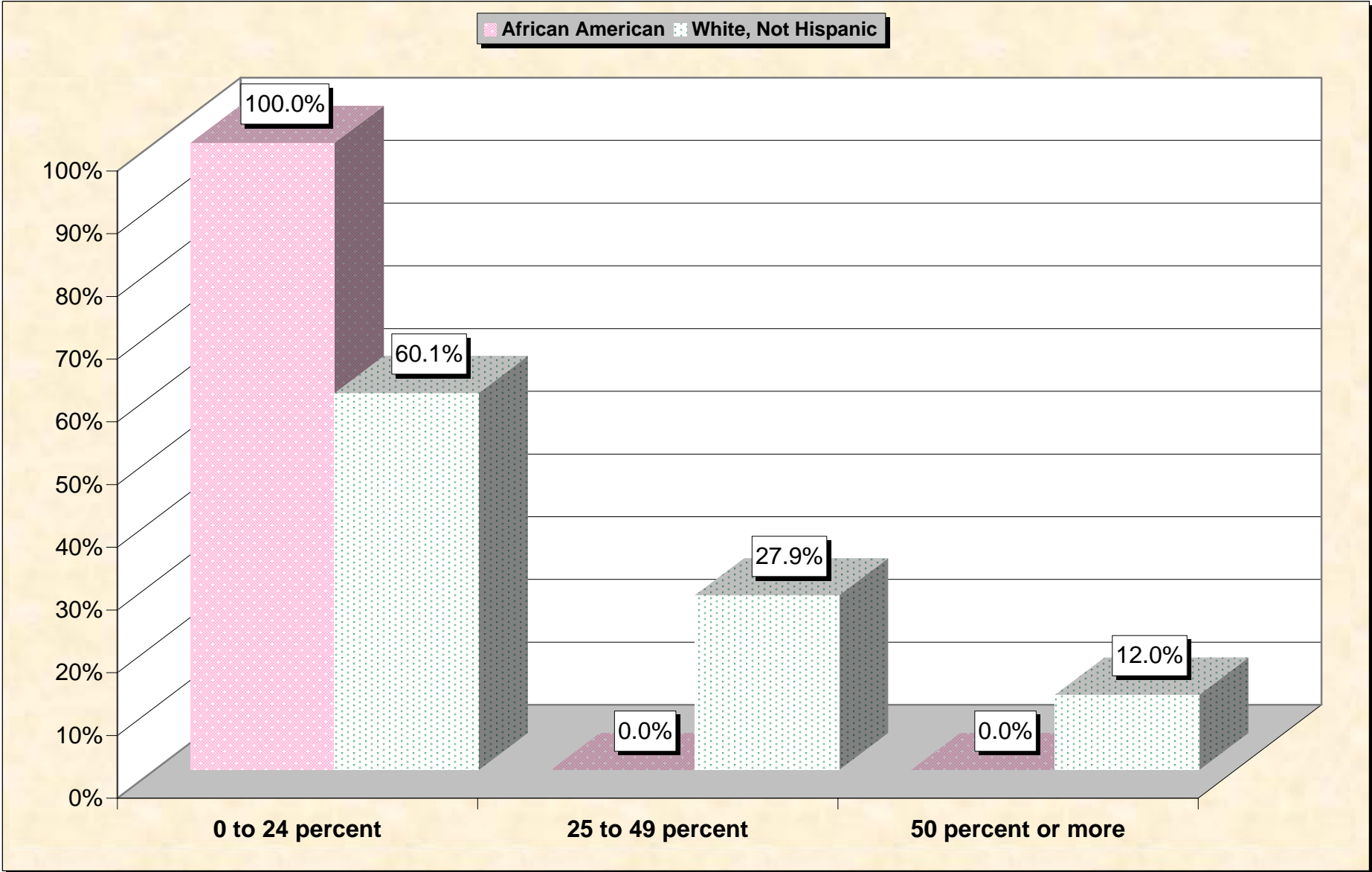
# Chart 15 -- Lack of Plumbing By Household Jim Wells County, Texas



Source: Data Set: Census 2000 Summary File 3 (SF 3) - Sample Data -- HCT34B. PLUMBING FACILITIES (BLACK OR AFRICAN AMERICAN ALONE HOUSEHOLDER) [3] - Universe: Occupied housing units with a householder who is Black or African American alone; HCT34I. PLUMBING FACILITIES (WHITE ALONE, NOT HISPANIC OR LATINO HOUSEHOLDER) [3] - Universe: Occupied housing units with a householder who is White alone, not Hispanic or Latino.

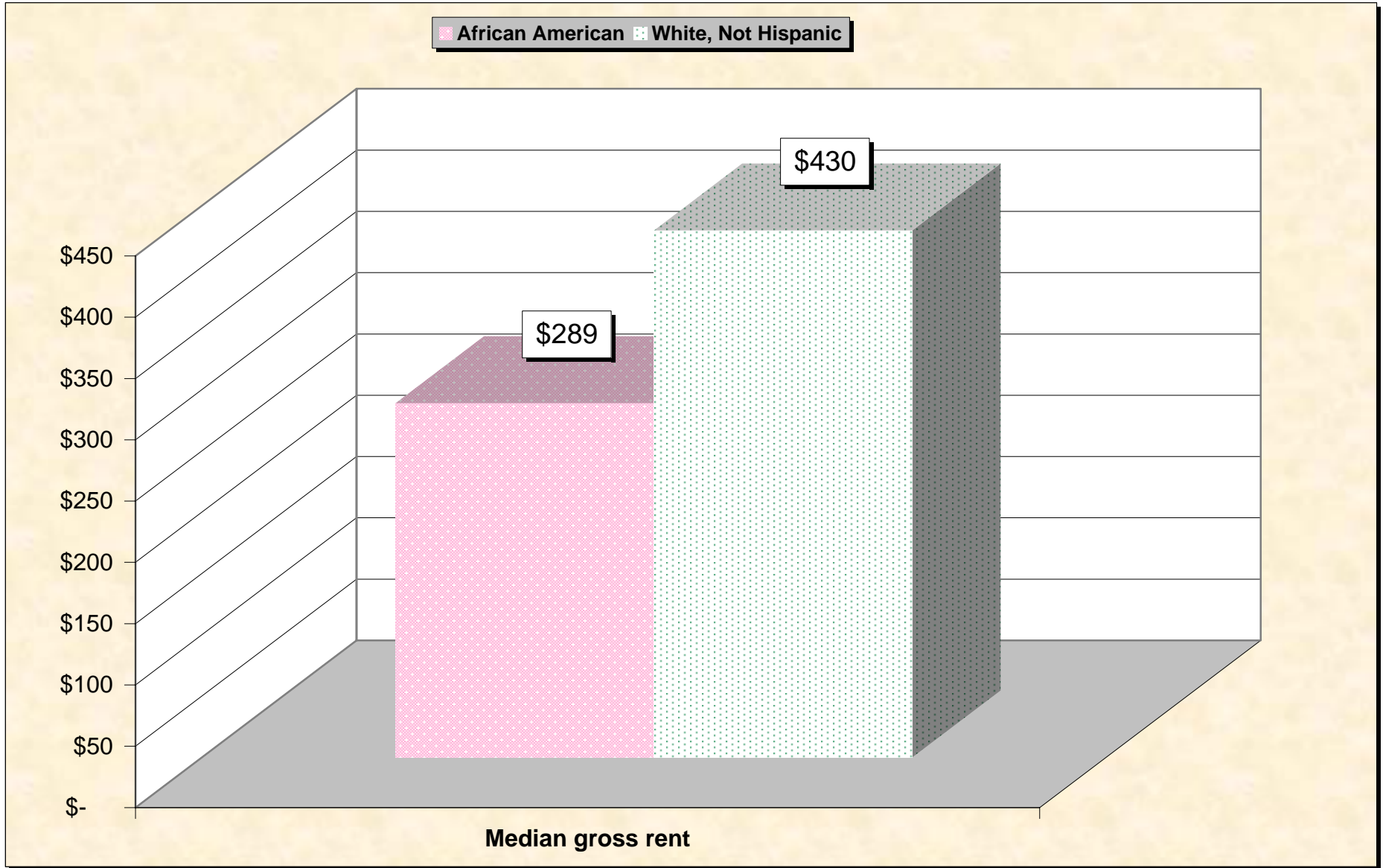


# Chart 16 -- Gross Rent as a Percentage of Household Income in 1999 Jim Wells County, Texas



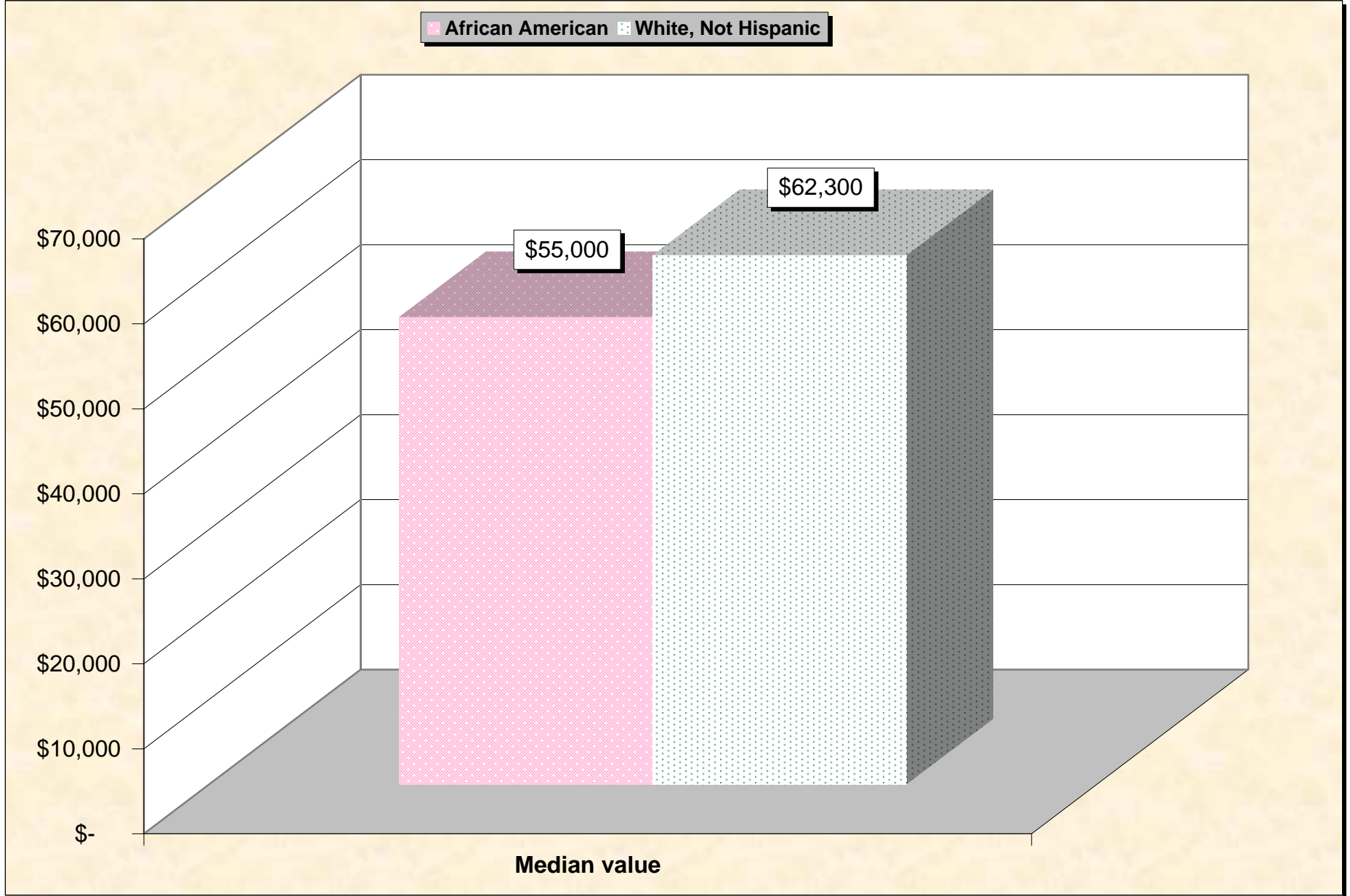
Source: Data Set: Census 2000 Summary File 3 (SF 3) - Sample Data -- HCT39B. GROSS RENT AS A PERCENTAGE OF HOUSEHOLD INCOME IN 1999 (BLACK OR AFRICAN AMERICAN ALONE HOUSEHOLDER) [11] - Universe: Specified renter-occupied housing units with a householder who is Black or African American alone; HCT39I. GROSS RENT AS A PERCENTAGE OF HOUSEHOLD INCOME IN 1999 (WHITE ALONE, NOT HISPANIC OR LATINO HOUSEHOLDER) [11] - Universe: Specified renter-occupied housing units with a householder who is White alone, not Hispanic or Latino.

# Chart 17 -- Median Gross Rent By Household Jim Wells County, Texas



Source: Data Set: Census 2000 Summary File 3 (SF 3) - Sample Data -- HCT37B. MEDIAN GROSS RENT (DOLLARS) (BLACK OR AFRICAN AMERICAN ALONE HOUSEHOLDER) [1] - Universe: Specified renter-occupied housing units paying cash rent with a householder who is Black or African American alone; HCT37I. MEDIAN GROSS RENT (DOLLARS) (WHITE ALONE, NOT HISPANIC OR LATINO HOUSEHOLDER) [1] - Universe: Specified renter-occupied housing units paying cash rent with a householder who is White alone, not Hispanic or Latino.

# Chart 18 -- Median Home Value By Household Jim Wells County, Texas



Source: Data Set: Census 2000 Summary File 3 (SF 3) - Sample Data -- HCT42B. MEDIAN VALUE (DOLLARS) (BLACK OR AFRICAN AMERICAN ALONE HOUSEHOLDER) [1] - Universe: Specified owner-occupied housing units with a householder who is Black or African American alone; HCT42I. MEDIAN VALUE (DOLLARS) (WHITE ALONE, NOT HISPANIC OR LATINO HOUSEHOLDER) [1] - Universe: Specified owner-occupied housing units with a householder who is White alone, not Hispanic or Latino.

## HOUSEHOLDS BY AGE OF HOUSEHOLDER BY HOUSEHOLD TYPE (INCLUDING LIVING ALONE) BY PRESENCE OF OWN CHILDREN UNDER 18 YEARS

Source data for Chart 1

	African American Jim Wells County, Texas	White, Not Hispanic Jim Wells County, Texas
Total:	55	3,691
Householder 15 to 64 years:	45	2,464
Family households:	31	1,892
Married-couple family:	24	1,608
With own children under 18 years	13	803
No own children under 18 years	11	805
Other family:	7	284
Male householder, no wife present:	0	93
With own children under 18 years	0	42
No own children under 18 years	0	51
Female householder, no husband present:	7	191
With own children under 18 years	1	101
No own children under 18 years	6	90
Nonfamily households:	14	572
Householder living alone	14	540
Householder not living alone	0	32
Householder 65 years and over:	10	1,227
Family households:	10	762
Married-couple family:	0	656
With own children under 18 years	0	0
No own children under 18 years	0	656
Other family:	10	106
Male householder, no wife present:	0	24
With own children under 18 years	0	9
No own children under 18 years	0	15
Female householder, no husband present:	10	82
With own children under 18 years	0	0
No own children under 18 years	10	82
Nonfamily households:	0	465
Householder living alone	0	463
Householder not living alone	0	2

Source: Data Set: Census 2000 Summary File 3 (SF 3) - Sample Data - P146B. HOUSEHOLDS BY AGE OF HOUSEHOLDER BY HOUSEHOLD TYPE (INCLUDING LIVING ALONE) BY PRESENCE OF OWN CHILDREN UNDER 18 YEARS (BLACK OR AFRICAN AMERICAN ALONE HOUSEHOLDER) [31] - Universe: Households with a householder who is Black or African American alone; P146I. HOUSEHOLDS BY AGE OF HOUSEHOLDER BY HOUSEHOLD TYPE (INCLUDING LIVING ALONE) BY PRESENCE OF OWN CHILDREN UNDER 18 YEARS (WHITE ALONE, NOT HISPANIC OR LATINO HOUSEHOLDER) [31] - Universe: Households with a householder who is White alone, not Hispanic or Latino.

## SCHOOL ENROLLMENT BY LEVEL OF SCHOOL BY TYPE OF SCHOOL FOR THE POPULATION 3 YEARS AND OVER

**Source data for Chart 2**

	African American Jim Wells County, Texas	White, Not Hispanic Jim Wells County, Texas
Total:	209	8,738
Enrolled in nursery school, preschool:	0	141
Public school	0	84
Private school	0	57
Enrolled in kindergarten:	0	75
Public school	0	75
Private school	0	0
Enrolled in grade 1 to grade 8:	35	954
Public school	35	865
Private school	0	89
Enrolled in grade 9 to grade 12:	33	587
Public school	33	533
Private school	0	54
Enrolled in college:	0	299
Public school	0	277
Private school	0	22
Not enrolled in school	141	6,682

*Source: Data Set: Census 2000 Summary File 3 (SF 3) - Sample Data - P146B. HOUSEHOLDS BY AGE OF HOUSEHOLDER BY HOUSEHOLD TYPE (INCLUDING LIVING ALONE) BY PRESENCE OF OWN CHILDREN UNDER 18 YEARS (BLACK OR AFRICAN AMERICAN ALONE HOUSEHOLDER) [31] - Universe: Households with a householder who is Black or African American alone; P146I. HOUSEHOLDS BY AGE OF HOUSEHOLDER BY HOUSEHOLD TYPE (INCLUDING LIVING ALONE) BY PRESENCE OF OWN CHILDREN UNDER 18 YEARS (WHITE ALONE, NOT HISPANIC OR LATINO HOUSEHOLDER) [31] - Universe: Households with a householder who is White alone, not Hispanic or Latino.*

## SEX BY EDUCATIONAL ATTAINMENT FOR THE POPULATION 25 YEARS AND OVER

### Source data for Chart 3

	African American	White, Not Hispanic
	Jim Wells County, Texas	Jim Wells County, Texas
Total:	113	6,371
Male:	45	3,160
Less than 9th grade	11	222
9th to 12th grade, no diploma	7	437
High school graduate (includes equivalency)	8	1,054
Some college, no degree	19	841
Associate degree	0	125
Bachelor's degree	0	316
Graduate or professional degree	0	165
Female:	68	3,211
Less than 9th grade	14	123
9th to 12th grade, no diploma	0	399
High school graduate (includes equivalency)	13	1,038
Some college, no degree	29	869
Associate degree	0	163
Bachelor's degree	12	460
Graduate or professional degree	0	159

Source: Data Set: Census 2000 Summary File 3 (SF 3) - Sample Data -- P148B. SEX BY EDUCATIONAL ATTAINMENT FOR THE POPULATION 25 YEARS AND OVER (BLACK OR AFRICAN AMERICAN ALONE) [17] - Universe: Black or African American alone 25 years and over; P148I. SEX BY EDUCATIONAL ATTAINMENT FOR THE POPULATION 25 YEARS AND OVER (WHITE ALONE, NOT HISPANIC OR LATINO) [17] - Universe: White alone, not Hispanic or Latino population 25 years and over.

## SEX BY EMPLOYMENT STATUS FOR THE POPULATION 16 YEARS AND OVER

Source data for Charts 4 and 5

	African American	White, Not Hispanic
	Jim Wells County, Texas	Jim Wells County, Texas
Total:	140	7,322
Male:	61	3,596
In labor force:	36	2,295
In Armed Forces	0	0
Civilian:	36	2,295
Employed	36	2,193
Unemployed	0	102
Not in labor force	25	1,301
Female:	79	3,726
In labor force:	15	1,644
In Armed Forces	0	0
Civilian:	15	1,644
Employed	14	1,586
Unemployed	1	58
Not in labor force	64	2,082

*Source: Data Set: Census 2000 Summary File 3 (SF 3) - Sample Data -- P150B. SEX BY EMPLOYMENT STATUS FOR THE POPULATION 16 YEARS AND OVER (BLACK OR AFRICAN AMERICAN ALONE) [15] - Universe: Black or African American alone 16 years and over; P150I. SEX BY EMPLOYMENT STATUS FOR THE POPULATION 16 YEARS AND OVER (WHITE ALONE, NOT HISPANIC OR LATINO) [15] - Universe: White alone, not Hispanic or Latino population 16 years and over.*

## HOUSEHOLD INCOME IN 1999

### Source data for Chart 6

	African American	White, Not Hispanic
	Jim Wells County, Texas	Jim Wells County, Texas
Total:	55	3,691
Less than \$10,000	14	417
\$10,000 to \$14,999	0	326
\$15,000 to \$19,999	0	251
\$20,000 to \$24,999	10	253
\$25,000 to \$29,999	0	316
\$30,000 to \$34,999	15	220
\$35,000 to \$39,999	0	258
\$40,000 to \$44,999	7	213
\$45,000 to \$49,999	9	180
\$50,000 to \$59,999	0	391
\$60,000 to \$74,999	0	344
\$75,000 to \$99,999	0	286
\$100,000 to \$124,999	0	125
\$125,000 to \$149,999	0	42
\$150,000 to \$199,999	0	26
\$200,000 or more	0	43

Source: Data Set: Census 2000 Summary File 3 (SF 3) - Sample Data -- P151B. HOUSEHOLD INCOME IN 1999 (BLACK OR AFRICAN AMERICAN ALONE HOUSEHOLDER) [17] - Universe: Households with a householder who is Black or African American alone; P151I. HOUSEHOLD INCOME IN 1999 (WHITE ALONE, NOT HISPANIC OR LATINO HOUSEHOLDER) [17] - Universe: Households with a householder who is White alone, not Hispanic or Latino.



## MEDIAN FAMILY INCOME IN 1999

### Source data for Chart 7

	African American	White, Not Hispanic
	Jim Wells County, Texas	Jim Wells County, Texas
Median family income in 1999	\$ 32,375	\$ 42,040

Source: Data Set: Census 2000 Summary File 3 (SF 3) - Sample Data -- P155B. MEDIAN FAMILY INCOME IN 1999 (DOLLARS) (BLACK OR AFRICAN AMERICAN ALONE HOUSEHOLDER) [1] - Universe: Families with a householder who is Black or African American alone ; P155I. MEDIAN FAMILY INCOME IN 1999 (DOLLARS) (WHITE ALONE, NOT HISPANIC OR LATINO HOUSEHOLDER) [1] - Universe: Families with a householder who is White alone, not Hispanic or Latino.

## PER CAPITA INCOME IN 1999

### Source data for Chart 8

	African American	White, Not Hispanic
	Jim Wells County, Texas	Jim Wells County, Texas
Per capita income in 1999	\$ 7,699	\$ 18,371

Source: Data Set: Census 2000 Summary File 3 (SF 3) - Sample Data -- P157B. PER CAPITA INCOME IN 1999 (DOLLARS) (BLACK OR AFRICAN AMERICAN ALONE) [1] - Universe: Black or African American alone; P157I. PER CAPITA INCOME IN 1999 (DOLLARS) (WHITE ALONE, NOT HISPANIC OR LATINO) [1] - Universe: White alone, not Hispanic or Latino population.

## POVERTY STATUS IN 1999 BY AGE

### Source data for Chart 9

	African American	White, Not Hispanic
	Jim Wells County, Texas	Jim Wells County, Texas
Total:	209	8,925
Income in 1999 below poverty level:	27	1,176
Under 5 years	0	87
5 years	0	17
6 to 11 years	0	169
12 to 17 years	6	137
18 to 64 years	14	574
65 to 74 years	0	90
75 years and over	7	102
Income in 1999 at or above poverty level:	182	7,749
Under 5 years	13	368
5 years	0	80
6 to 11 years	35	511
12 to 17 years	27	659
18 to 64 years	87	4,552
65 to 74 years	10	1,025
75 years and over	10	554

Source: Data Set: Census 2000 Summary File 3 (SF 3) - Sample Data -- P159B. POVERTY STATUS IN 1999 BY AGE (BLACK OR AFRICAN AMERICAN ALONE) [17] - Universe: Black or African American alone for whom poverty status is determined;P159I. POVERTY STATUS IN 1999 BY AGE (WHITE ALONE, NOT HISPANIC OR LATINO) [17] - Universe: White alone, not Hispanic or Latino population for whom poverty status is determined.

## MEDIAN EARNINGS IN 1999

### Source data for Chart 10

	African American	White, Not Hispanic
	Jim Wells County, Texas	Jim Wells County, Texas
Median earnings in 1999 --		
Worked full-time, year-round in 1999 --		
Total	\$ 16,513	\$ 33,417
Male	\$ 16,667	\$ 40,495
Female	\$ 16,250	\$ 22,972
Other --		
Total	\$ 7,237	\$ 9,754
Male	\$ 7,250	\$ 11,841
Female	\$ 7,222	\$ 8,151

Source: Data Set: Census 2000 Summary File 3 (SF 3) - Sample Data -- PCT74B. MEDIAN EARNINGS IN 1999 (DOLLARS) BY WORK EXPERIENCE IN 1999 BY SEX FOR THE POPULATION 16 YEARS AND OVER WITH EARNINGS (BLACK OR AFRICAN AMERICAN ALONE) [6] - Universe: Black or African American alone 16 years and over with earnings in 1999; PCT74I. MEDIAN EARNINGS IN 1999 (DOLLARS) BY WORK EXPERIENCE IN 1999 BY SEX FOR THE POPULATION 16 YEARS AND OVER WITH EARNINGS (WHITE ALONE, NOT HISPANIC OR LATINO) [6] - Universe: White alone, not Hispanic or Latino population 16 years and over with earnings in 1999.

## TENURE BY RACE OF HOUSEHOLDER

### Source data for Chart 11

	<b>Jim Wells County, Texas</b>
Total:	12,961
Owner occupied:	9,913
Householder who is White alone	8,073
<b>Householder who is Black or African American alone</b>	26
Householder who is American Indian and Alaska Native alone	76
Householder who is Asian alone	23
Householder who is Native Hawaiian and Other Pacific Islander alone	0
Householder who is Some other race alone	1,428
Householder who is Two or more races	287
Renter occupied:	3,048
Householder who is White alone	2,341
<b>Householder who is Black or African American alone</b>	31
Householder who is American Indian and Alaska Native alone	26
Householder who is Asian alone	25
Householder who is Native Hawaiian and Other Pacific Islander alone	0
Householder who is Some other race alone	544
Householder who is Two or more races	81

### White alone, not Hispanic

### White, Not Hispanic

		<b>Jim Wells County, Texas</b>
Total:		3,631
Owner occupied		2,948
Renter occupied		683

Source: Data Set: Census 2000 Summary File 3 (SF 3) - Sample Data -- H11. TENURE BY RACE OF HOUSEHOLDER [17] - Universe: Occupied housing units; H13. TENURE (WHITE ALONE, NOT HISPANIC OR LATINO HOUSEHOLDER) [3] - Universe: Occupied housing units with a householder who is White alone, not Hispanic or Latino.

## OCCUPANTS PER ROOM

### Source data for Chart 12

	African American	White, Not Hispanic
	Jim Wells County, Texas	Jim Wells County, Texas
Total:	57	3,631
1.00 or less occupants per room	57	3,505
1.01 or more occupants per room	0	126

Source: Data Set: Census 2000 Summary File 3 (SF 3) - Sample Data -- HCT29B. OCCUPANTS PER ROOM (BLACK OR AFRICAN AMERICAN ALONE HOUSEHOLDER) [3] - Universe: Occupied housing units with a householder who is Black or African American alone; HCT29I. OCCUPANTS PER ROOM (WHITE ALONE, NOT HISPANIC OR LATINO HOUSEHOLDER) [3] - Universe: Occupied housing units with a householder who is White alone, not Hispanic or Latino.

## TELEPHONE SERVICE AVAILABLE

### Source data for Chart 13

	African American	White, Not Hispanic
	Jim Wells County, Texas	Jim Wells County, Texas
Total:	57	3,631
With telephone service available	57	3,556
No telephone service available	0	75

Source: Data Set: Census 2000 Summary File 3 (SF 3) - Sample Data -- HCT32B. TELEPHONE SERVICE AVAILABLE (BLACK OR AFRICAN AMERICAN ALONE HOUSEHOLDER) [3] - Universe: Occupied housing units with a householder who is Black or African American alone; HCT32I. TELEPHONE SERVICE AVAILABLE (WHITE ALONE, NOT HISPANIC OR LATINO HOUSEHOLDER) [3] - Universe: Occupied housing units with a householder who is White alone, not Hispanic or Latino.

## VEHICLES AVAILABLE

### Source data for Chart 14

	African American	White, Not Hispanic
	Jim Wells County, Texas	Jim Wells County, Texas
Total:	57	3,631
No vehicle available	17	174
1 or more vehicles available	40	3,457

Source: Data Set: Census 2000 Summary File 3 (SF 3) - Sample Data -- HCT33B. VEHICLES AVAILABLE (BLACK OR AFRICAN AMERICAN ALONE HOUSEHOLDER) [3] - Universe: Occupied housing units with a householder who is Black or African American alone;; HCT33I. VEHICLES AVAILABLE (WHITE ALONE, NOT HISPANIC OR LATINO HOUSEHOLDER) [3] - Universe: Occupied housing units with a householder who is White alone, not Hispanic or Latino.

## PLUMBING FACILITIES

### Source data for Chart 15

	African American	White, Not Hispanic
	Jim Wells County, Texas	Jim Wells County, Texas
Total:	57	3,631
Complete plumbing facilities	57	3,608
Lacking complete plumbing facilities	0	23

Source: Data Set: Census 2000 Summary File 3 (SF 3) - Sample Data -- HCT34B. PLUMBING FACILITIES (BLACK OR AFRICAN AMERICAN ALONE HOUSEHOLDER) [3] - Universe: Occupied housing units with a householder who is Black or African American alone; HCT34I. PLUMBING FACILITIES (WHITE ALONE, NOT HISPANIC OR LATINO HOUSEHOLDER) [3] - Universe: Occupied housing units with a householder who is White alone, not Hispanic or Latino.

## GROSS RENT AS A PERCENTAGE OF HOUSEHOLD INCOME IN 1999

### Source data for Chart 16

	African American	White, Not Hispanic
	Jim Wells County, Texas	Jim Wells County, Texas
Total:	31	675
Less than 10 percent	9	82
10 to 14 percent	0	145
15 to 19 percent	0	59
20 to 24 percent	15	44
25 to 29 percent	0	47
30 to 34 percent	0	38
35 to 39 percent	0	46
40 to 49 percent	0	22
50 percent or more	0	66
Not computed	7	126

Source: Data Set: Census 2000 Summary File 3 (SF 3) - Sample Data -- HCT39B. GROSS RENT AS A PERCENTAGE OF HOUSEHOLD INCOME IN 1999 (BLACK OR AFRICAN AMERICAN ALONE HOUSEHOLDER) [11] - Universe: Specified renter-occupied housing units with a householder who is Black or African American alone; HCT39I. GROSS RENT AS A PERCENTAGE OF HOUSEHOLD INCOME IN 1999 (WHITE ALONE, NOT HISPANIC OR LATINO HOUSEHOLDER) [11] - Universe: Specified renter-occupied housing units with a householder who is White alone, not Hispanic or Latino.

## MEDIAN GROSS RENT

### Source data for Chart 17

	African American	White, Not Hispanic
	Jim Wells County, Texas	Jim Wells County, Texas
Median gross rent	\$ 289	\$ 430

Source: Data Set: Census 2000 Summary File 3 (SF 3) - Sample Data -- HCT37B. MEDIAN GROSS RENT (DOLLARS) (BLACK OR AFRICAN AMERICAN ALONE HOUSEHOLDER) [1] - Universe: Specified renter-occupied housing units paying cash rent with a householder who is Black or African American alone; HCT37I. MEDIAN GROSS RENT (DOLLARS) (WHITE ALONE, NOT HISPANIC OR LATINO HOUSEHOLDER) [1] - Universe: Specified renter-occupied housing units paying cash rent with a householder who is White alone, not Hispanic or Latino.

## MEDIAN HOME VALUE

### Source data for Chart 18

	African American	White, Not Hispanic
	Jim Wells County, Texas	Jim Wells County, Texas
Median value	\$ 55,000	\$ 62,300

Source: Data Set: Census 2000 Summary File 3 (SF 3) - Sample Data -- HCT42B. MEDIAN VALUE (DOLLARS) (BLACK OR AFRICAN AMERICAN ALONE HOUSEHOLDER) [1] - Universe: Specified owner-occupied housing units with a householder who is Black or African American alone; HCT42I. MEDIAN VALUE (DOLLARS) (WHITE ALONE, NOT HISPANIC OR LATINO HOUSEHOLDER) [1] - Universe: Specified owner-occupied housing units with a householder who is White alone, not Hispanic or Latino.