

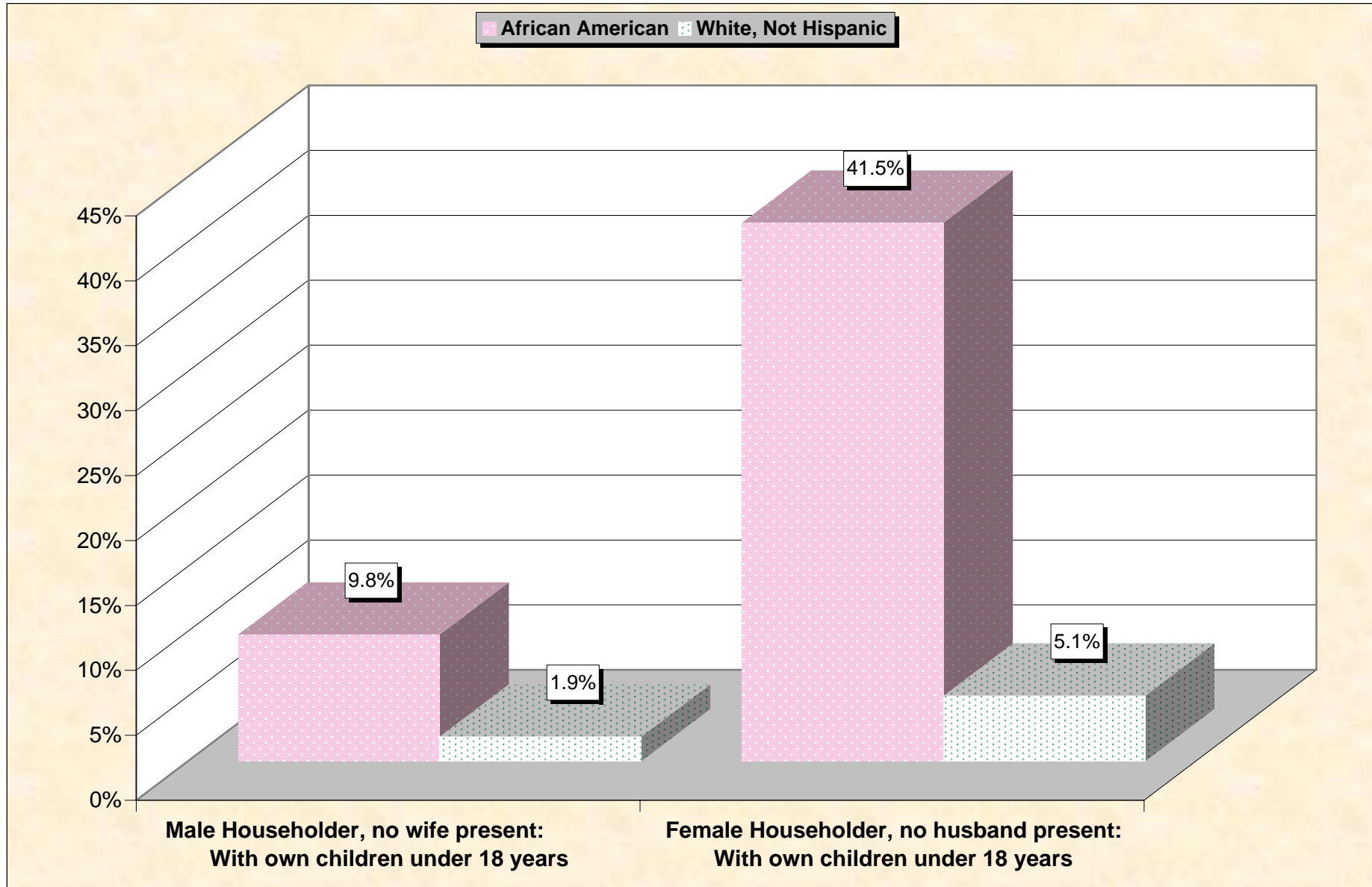
# **Selected Socio-Economic Data**

## **Collingsworth County, Texas**

### **African American and White, Not Hispanic**

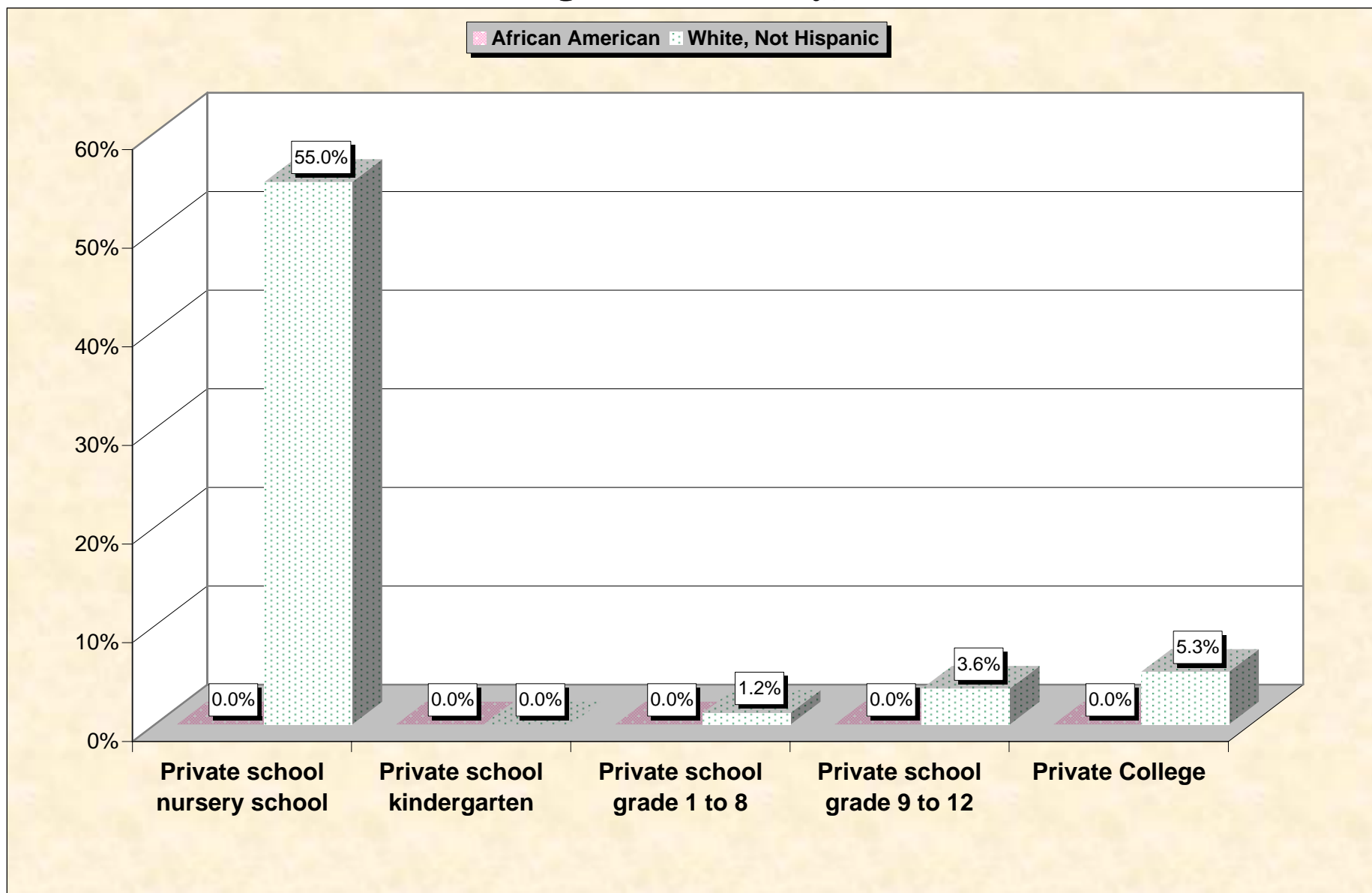
**Data Set: Census 2000 Summary File 3 (SF 3) - Sample Data**

**Chart 1 -- Single-Parent Family Households (Householder 15 to 64 years)  
Collingsworth County, Texas**



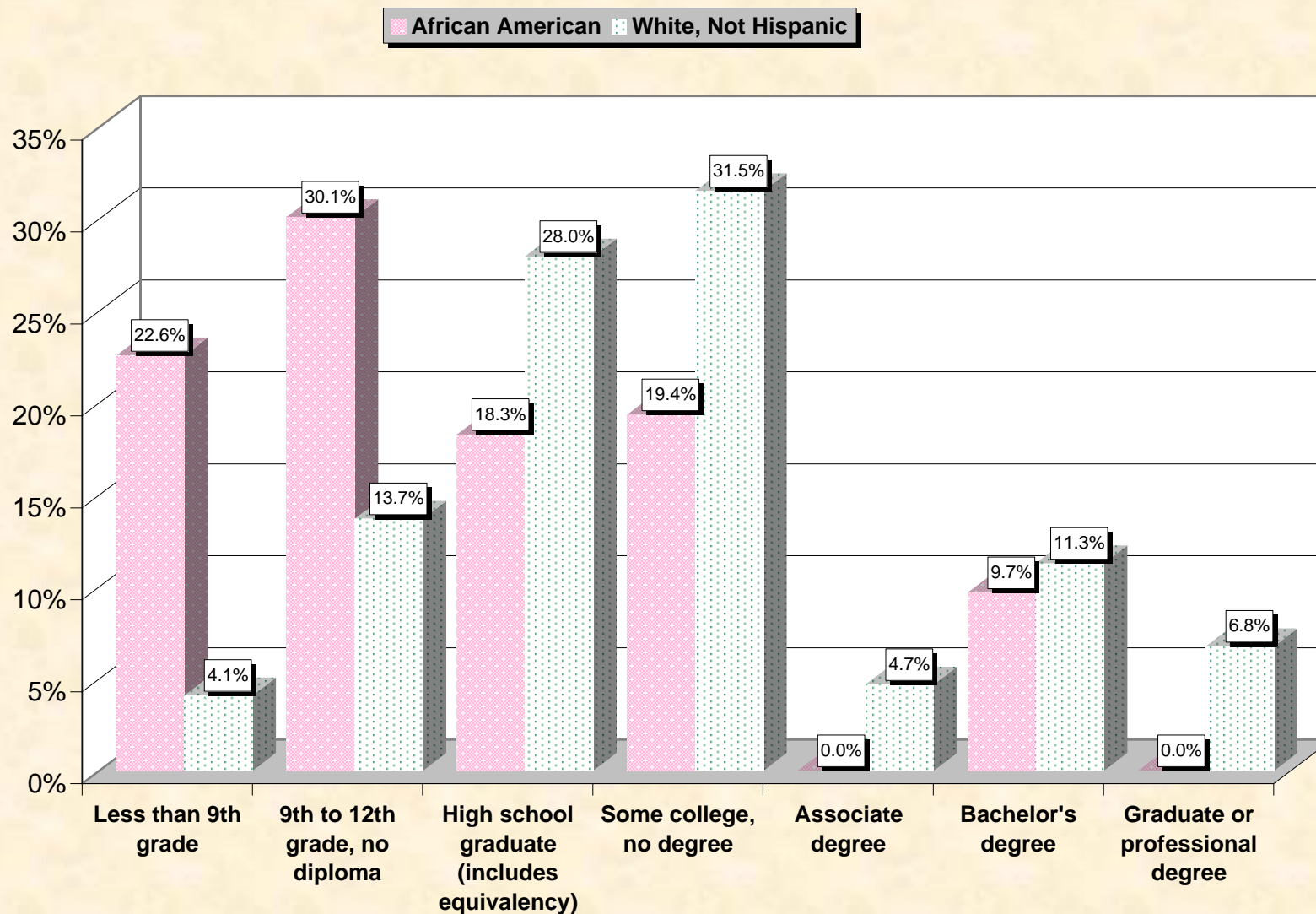
Source: Data Set: Census 2000 Summary File 3 (SF 3) - Sample Data - P146B. HOUSEHOLDS BY AGE OF HOUSEHOLDER BY HOUSEHOLD TYPE (INCLUDING LIVING ALONE) BY PRESENCE OF OWN CHILDREN UNDER 18 YEARS (BLACK OR AFRICAN AMERICAN ALONE HOUSEHOLDER) [31] - Universe: Households with a householder who is Black or African American alone; P146I. HOUSEHOLDS BY AGE OF HOUSEHOLDER BY HOUSEHOLD TYPE (INCLUDING LIVING ALONE) BY PRESENCE OF OWN CHILDREN UNDER 18 YEARS (WHITE ALONE, NOT HISPANIC OR LATINO HOUSEHOLDER) [31] - Universe: Households with a householder who is White alone, not Hispanic or Latino.

# **Chart 2 -- Private School Enrollment (3 years and over)** **Collingsworth County, Texas**



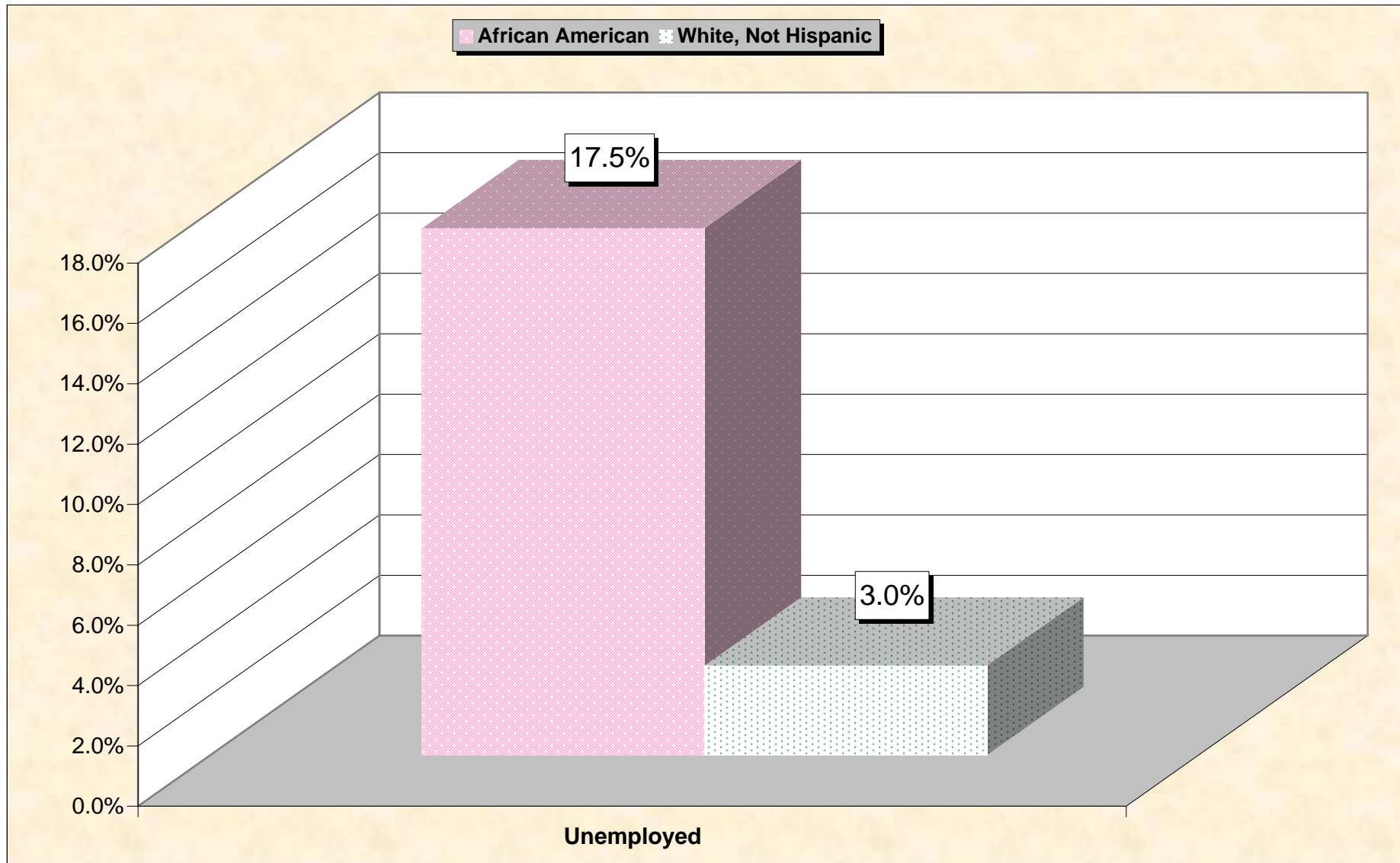
Source: Data Set: Census 2000 Summary File 3 (SF 3) - Sample Data -- P147B. SCHOOL ENROLLMENT BY LEVEL OF SCHOOL BY TYPE OF SCHOOL FOR THE POPULATION 3 YEARS AND OVER (BLACK OR AFRICAN AMERICAN ALONE) [17] - Universe: Black or African American alone 3 years and over; P147I. SCHOOL ENROLLMENT BY LEVEL OF SCHOOL BY TYPE OF SCHOOL FOR THE POPULATION 3 YEARS AND OVER (WHITE ALONE, NOT HISPANIC OR LATINO) [17] - Universe: White alone, not Hispanic or Latino population 3 years and over.

# **Chart 3 -- Educational Attainment (25 years and over)** **Collingsworth County, Texas**



Source: Data Set: Census 2000 Summary File 3 (SF 3) - Sample Data -- P148B. SEX BY EDUCATIONAL ATTAINMENT FOR THE POPULATION 25 YEARS AND OVER (BLACK OR AFRICAN AMERICAN ALONE) [17] - Universe: Black or African American alone 25 years and over; P148I. SEX BY EDUCATIONAL ATTAINMENT FOR THE POPULATION 25 YEARS AND OVER (WHITE ALONE, NOT HISPANIC OR LATINO) [17] - Universe: White alone, not Hispanic or Latino population 25 years and over.

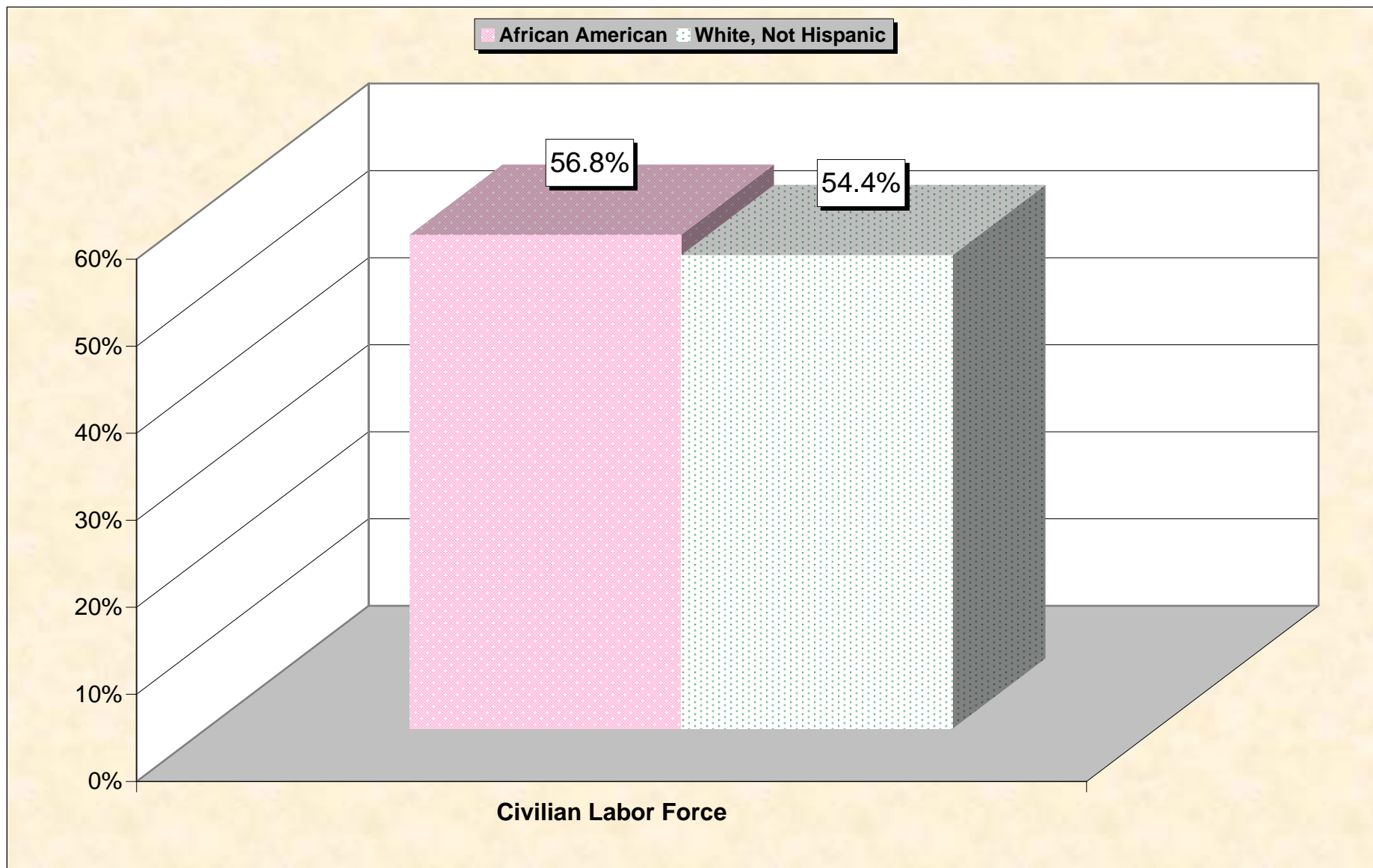
**Chart 4 -- Unemployment Rate (Civilian Labor Force)**  
**Collingsworth County, Texas**



**Note:** Unemployment rate is defined as a percentage of the civilian labor force.

Source: Data Set: Census 2000 Summary File 3 (SF 3) - Sample Data -- P150B. SEX BY EMPLOYMENT STATUS FOR THE POPULATION 16 YEARS AND OVER (BLACK OR AFRICAN AMERICAN ALONE) [15] - Universe: Black or African American alone 16 years and over; P150I. SEX BY EMPLOYMENT STATUS FOR THE POPULATION 16 YEARS AND OVER (WHITE ALONE, NOT HISPANIC OR LATINO) [15] - Universe: White alone, not Hispanic or Latino population 16 years and over.

**Chart 5 -- Labor Force Participation (Civilian Labor Force)  
Collingsworth County, Texas**

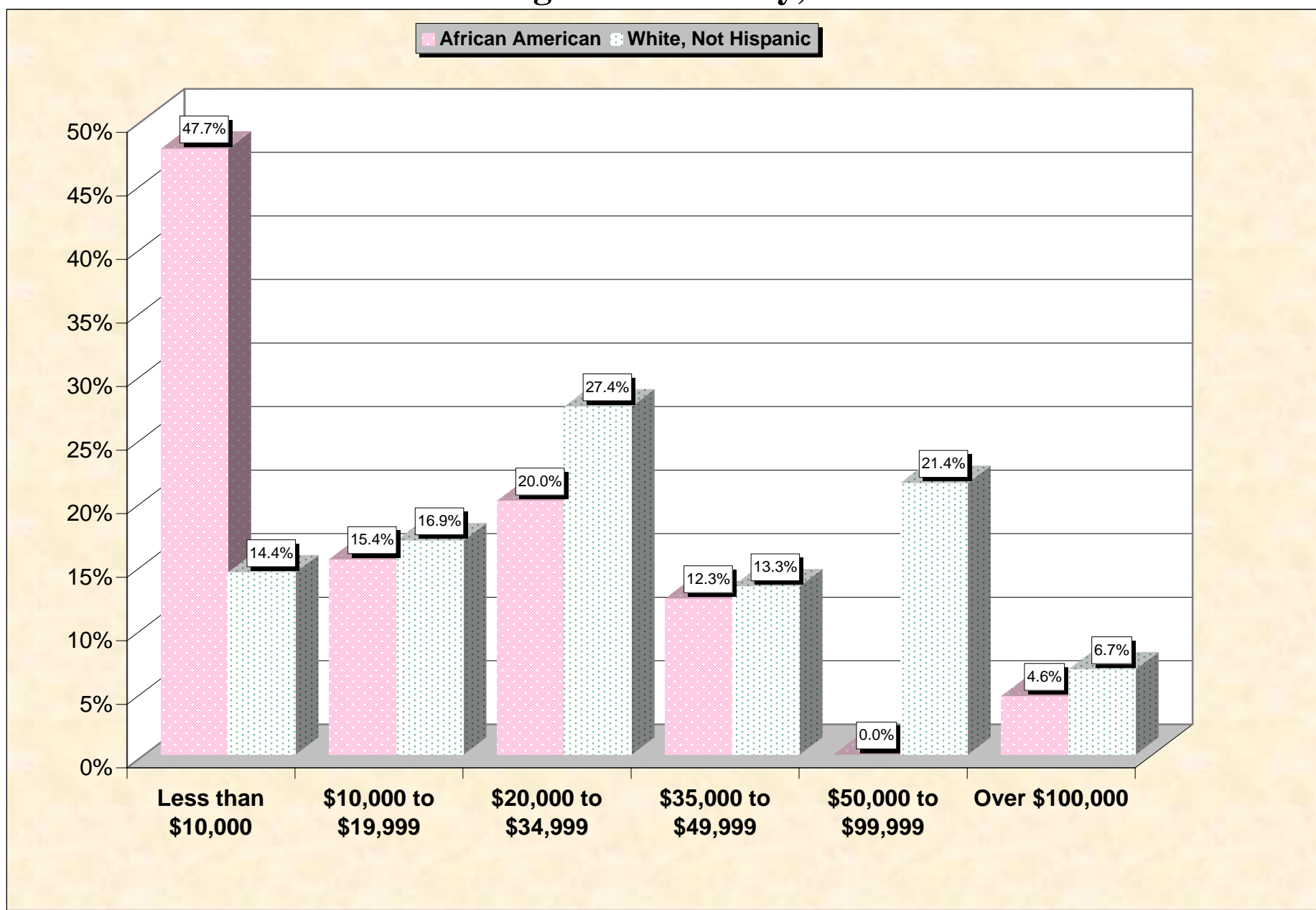


**Note:** Labor force participation rate is defined as a percentage of the civilian population over 16.

Source: Data Set: Census 2000 Summary File 3 (SF 3) - Sample Data -- P150B. SEX BY EMPLOYMENT STATUS FOR THE POPULATION 16 YEARS AND OVER (BLACK OR AFRICAN AMERICAN ALONE) [15] - Universe: Black or African American alone 16 years and over; P150I. SEX BY EMPLOYMENT STATUS FOR THE POPULATION 16 YEARS AND OVER (WHITE ALONE, NOT HISPANIC OR LATINO) [15] - Universe: White alone, not Hispanic or Latino population 16 years and over.

# Chart 6 -- Household Income in 1999

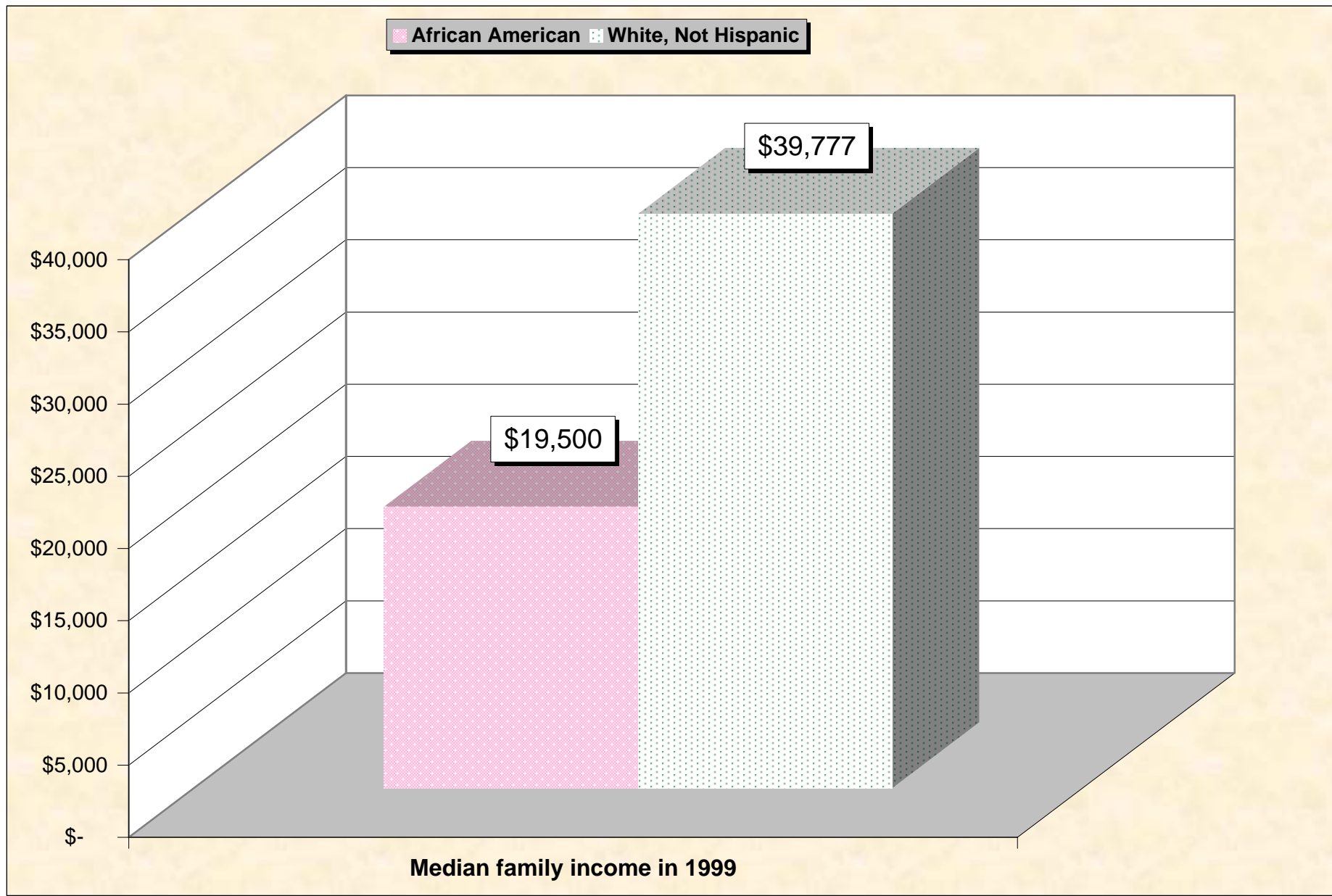
## Collingsworth County, Texas



Source: Data Set: Census 2000 Summary File 3 (SF 3) - Sample Data -- P151B. HOUSEHOLD INCOME IN 1999 (BLACK OR AFRICAN AMERICAN ALONE HOUSEHOLDER) [17] - Universe: Households with a householder who is Black or African American alone; P151I. HOUSEHOLD INCOME IN 1999 (WHITE ALONE, NOT HISPANIC OR LATINO HOUSEHOLDER) [17] - Universe: Households with a householder who is White alone, not Hispanic or Latino.

# Chart 7 -- Median Family Income In 1999

## Collingsworth County, Texas

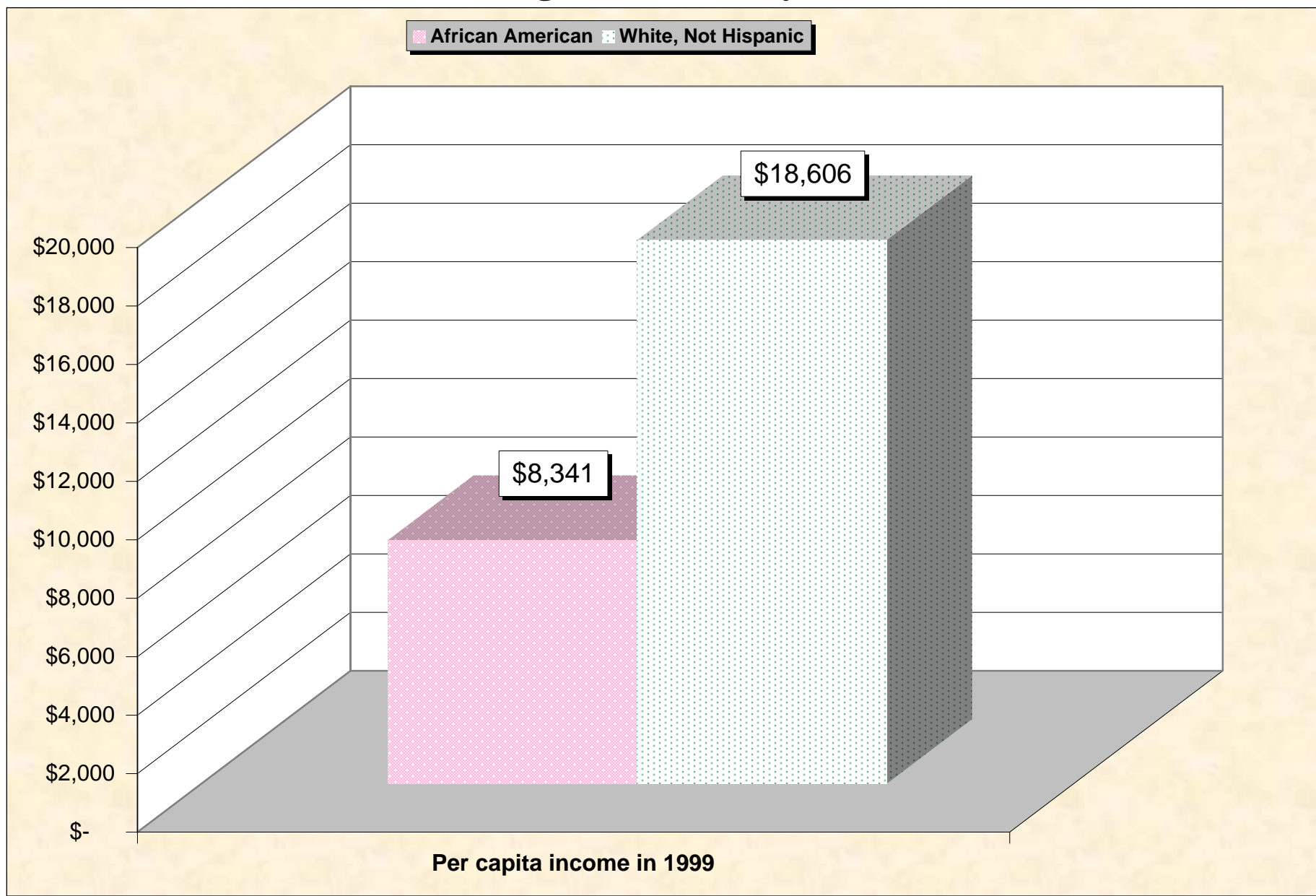


Source: Data Set: Census 2000 Summary File 3 (SF 3) - Sample Data -- P155B. MEDIAN FAMILY INCOME IN 1999 (DOLLARS) (BLACK OR AFRICAN AMERICAN ALONE HOUSEHOLDER)  
[1] - Universe: Families with a householder who is Black or African American alone ; P155I. MEDIAN FAMILY INCOME IN 1999 (DOLLARS) (WHITE ALONE, NOT HISPANIC OR LATINO HOUSEHOLDER) [1] - Universe: Families with a householder who is White alone, not Hispanic or Latino.



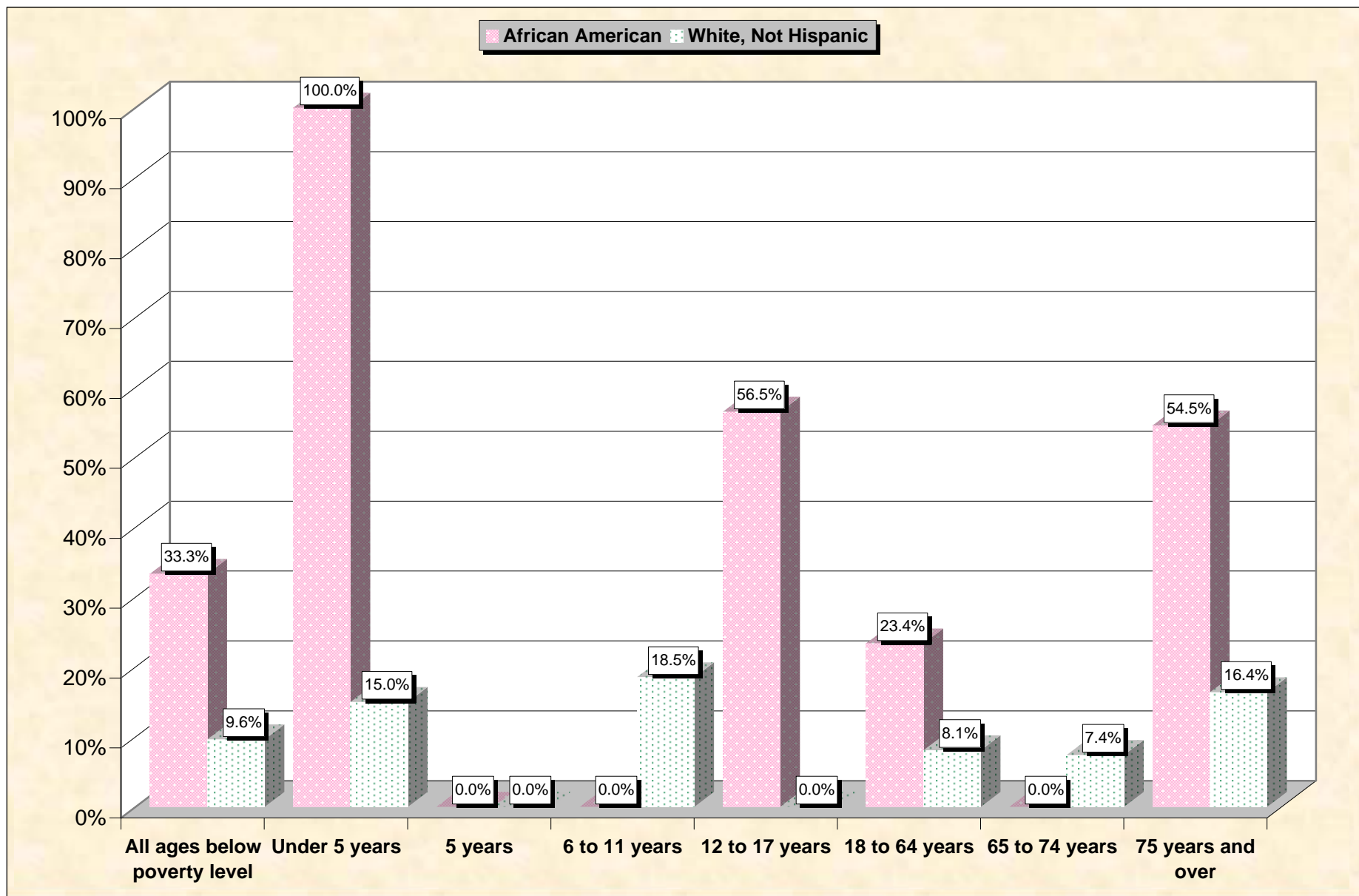
# Chart 8 -- Per Capita Income In 1999

## Collingsworth County, Texas



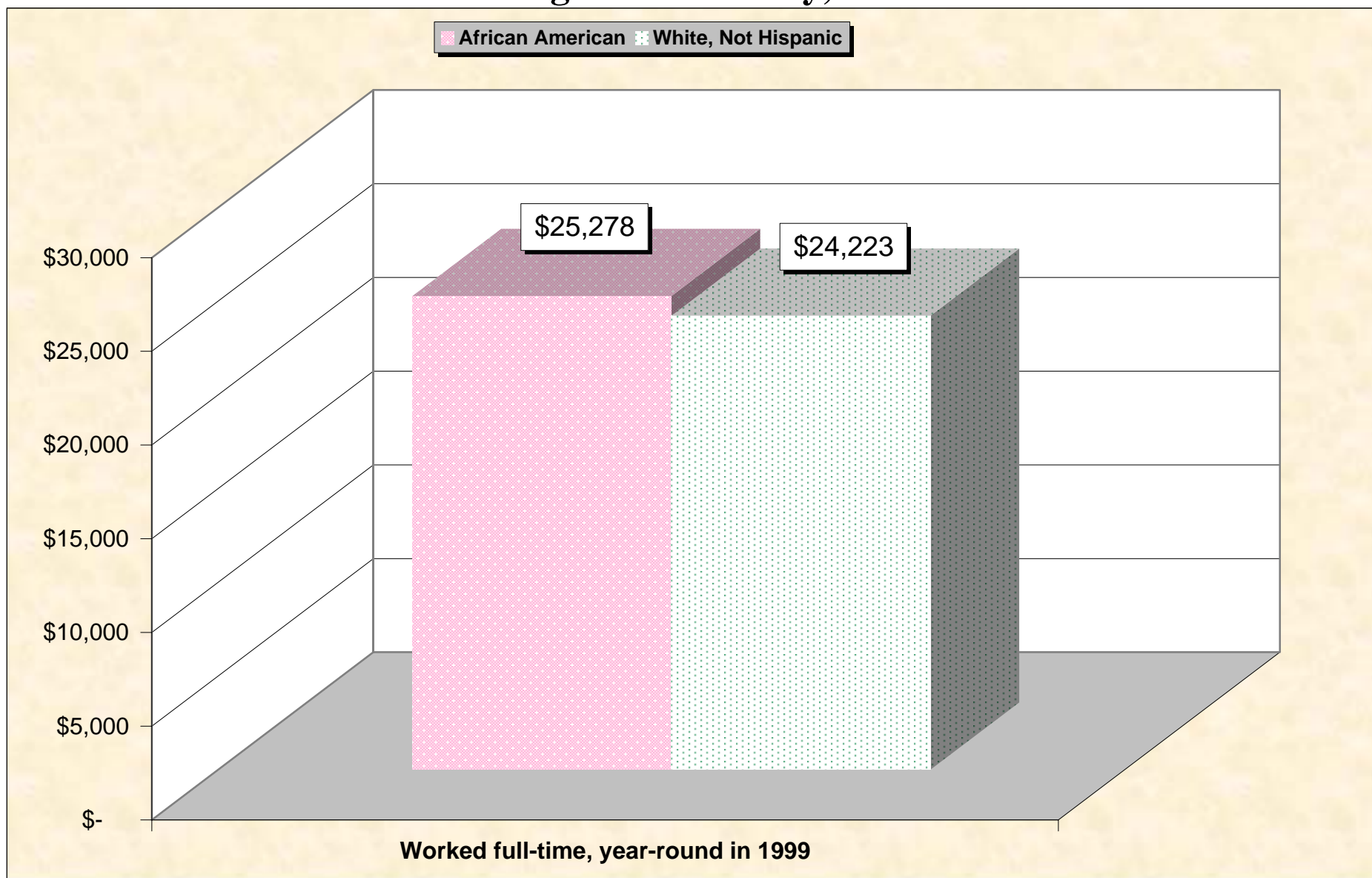
Source: Data Set: Census 2000 Summary File 3 (SF 3) - Sample Data -- P157B. PER CAPITA INCOME IN 1999 (DOLLARS) (BLACK OR AFRICAN AMERICAN ALONE) [1] - Universe: Black or African American alone; P157I. PER CAPITA INCOME IN 1999 (DOLLARS) (WHITE ALONE, NOT HISPANIC OR LATINO) [1] - Universe: White alone, not Hispanic or Latino population.

# **Chart 9 -- Income in 1999 Below Poverty Level by Age** **Collingsworth County, Texas**



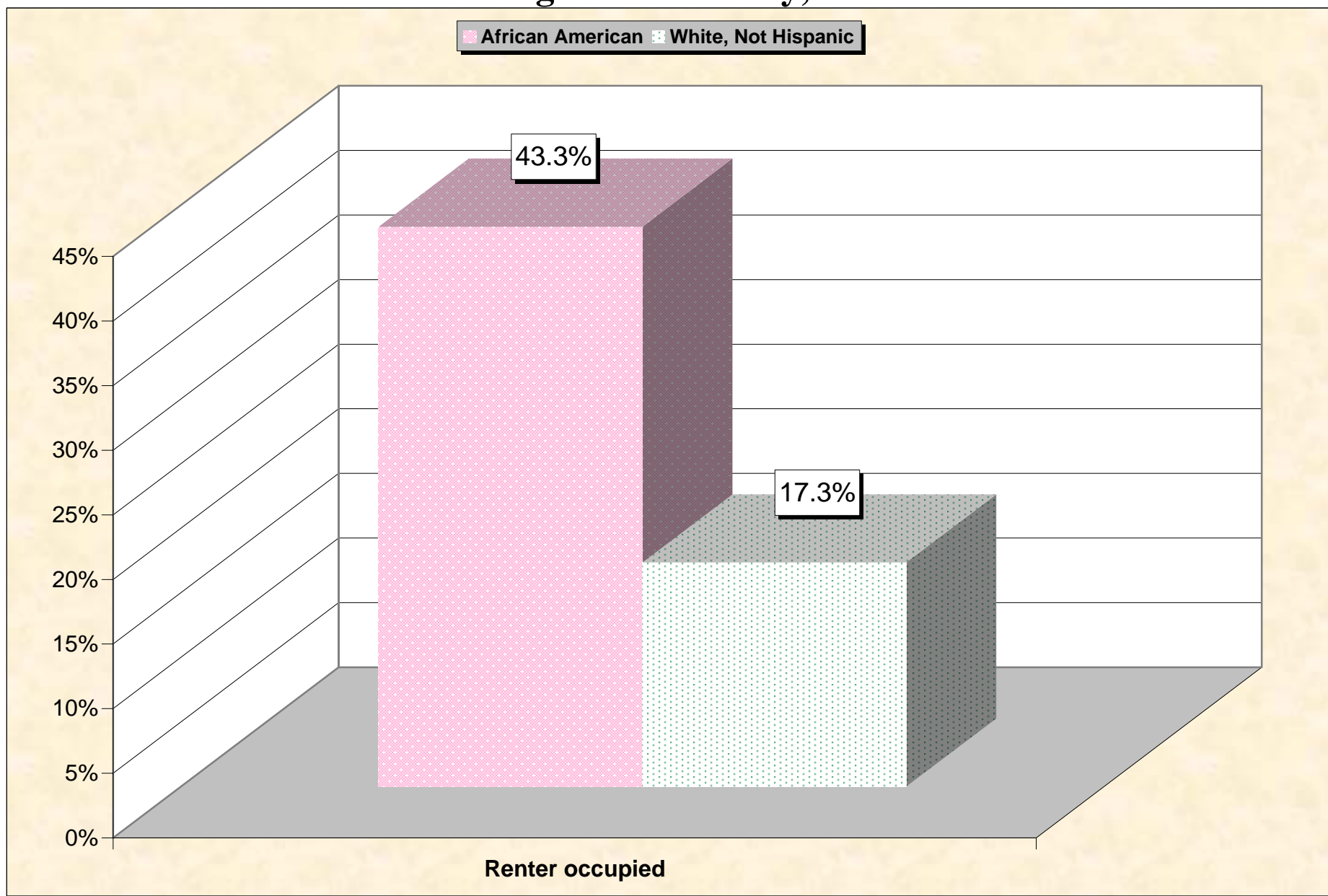
Source: Data Set: Census 2000 Summary File 3 (SF 3) - Sample Data -- P159B. POVERTY STATUS IN 1999 BY AGE (BLACK OR AFRICAN AMERICAN ALONE) [17] - Universe: Black or African American alone for whom poverty status is determined;P159I. POVERTY STATUS IN 1999 BY AGE (WHITE ALONE, NOT HISPANIC OR LATINO) [17] - Universe: White alone, not Hispanic or Latino population for whom poverty status is determined.

**Chart 10 -- Median Earnings in 1999**  
**Collingsworth County, Texas**



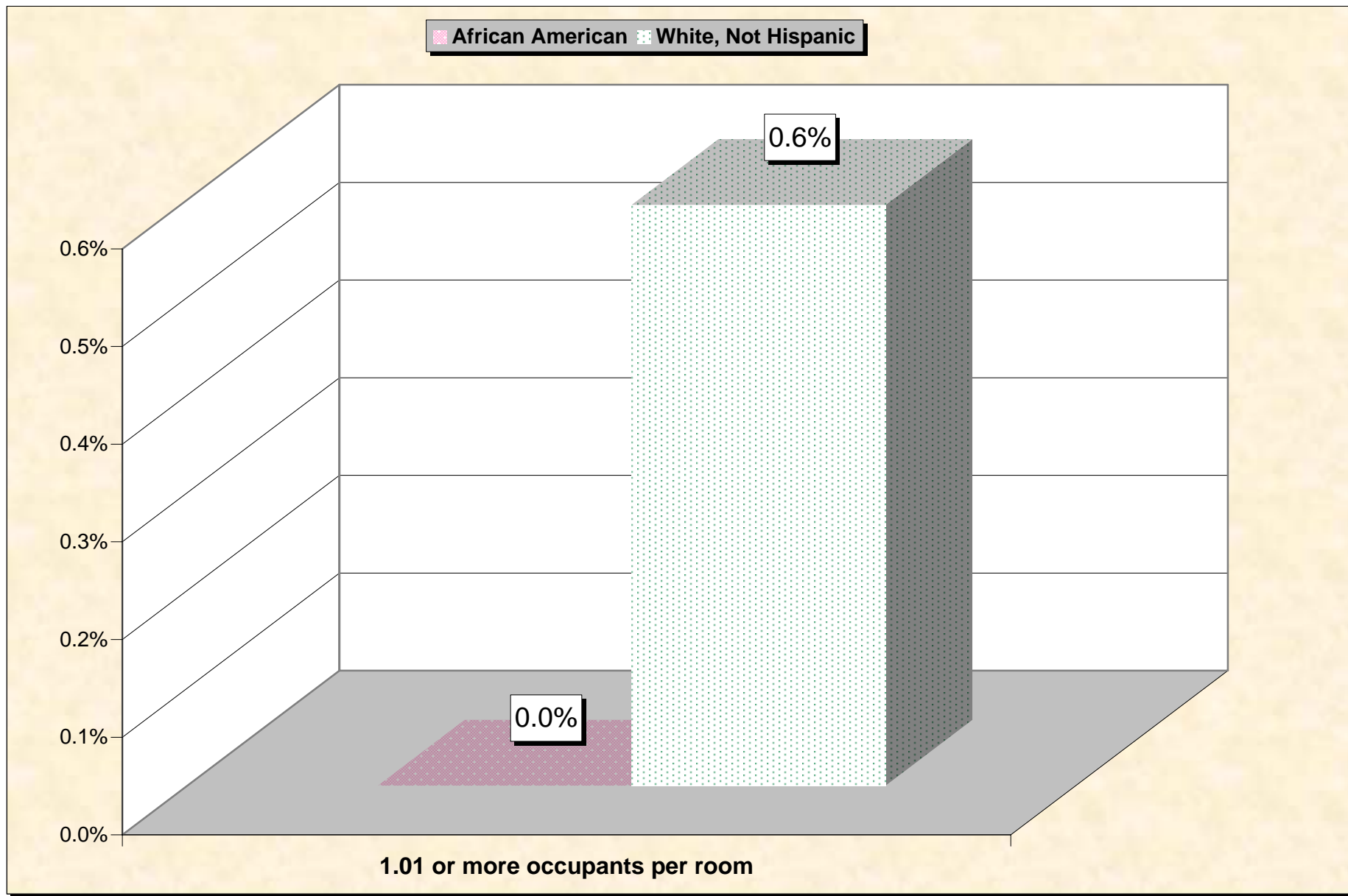
Source: Data Set: Census 2000 Summary File 3 (SF 3) - Sample Data -- PCT74B. MEDIAN EARNINGS IN 1999 (DOLLARS) BY WORK EXPERIENCE IN 1999 BY SEX FOR THE POPULATION 16 YEARS AND OVER WITH EARNINGS (BLACK OR AFRICAN AMERICAN ALONE) [6] - Universe: Black or African American alone 16 years and over with earnings in 1999; PCT74I. MEDIAN EARNINGS IN 1999 (DOLLARS) BY WORK EXPERIENCE IN 1999 BY SEX FOR THE POPULATION 16 YEARS AND OVER WITH EARNINGS (WHITE ALONE, NOT HISPANIC OR LATINO) [6] - Universe: White alone, not Hispanic or Latino population 16 years and over with earnings in 1999.

# Chart 11 -- Renter-Occupied Housing Collingsworth County, Texas



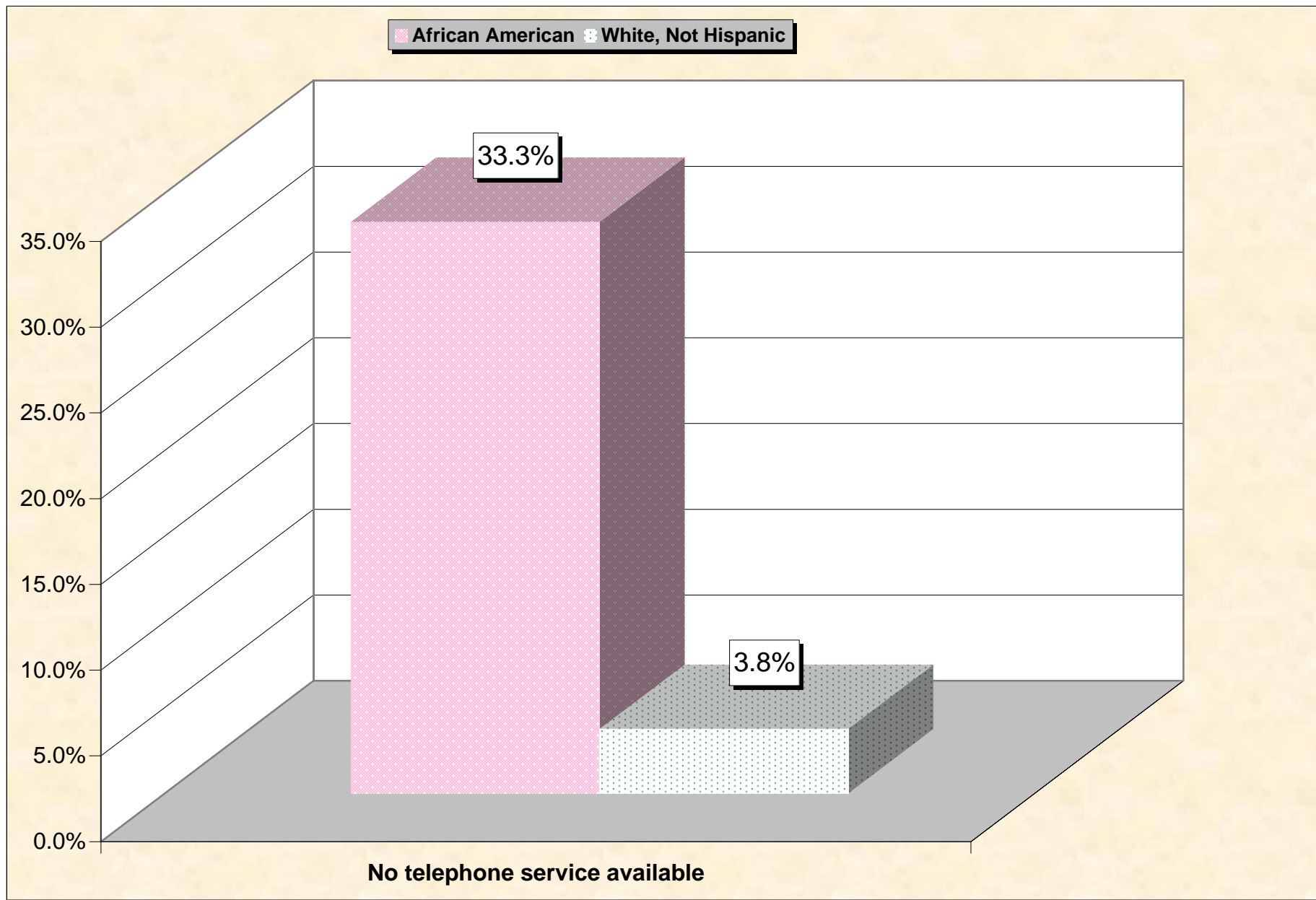
Source: Data Set: Census 2000 Summary File 3 (SF 3) - Sample Data -- H11. TENURE BY RACE OF HOUSEHOLDER [17] - Universe: Occupied housing units; H13. TENURE (WHITE ALONE, NOT HISPANIC OR LATINO HOUSEHOLDER) [3] - Universe: Occupied housing units with a householder who is White alone, not Hispanic or Latino.

**Chart 12 -- Occupants Per Room (Crowding) by Household  
Collingsworth County, Texas**



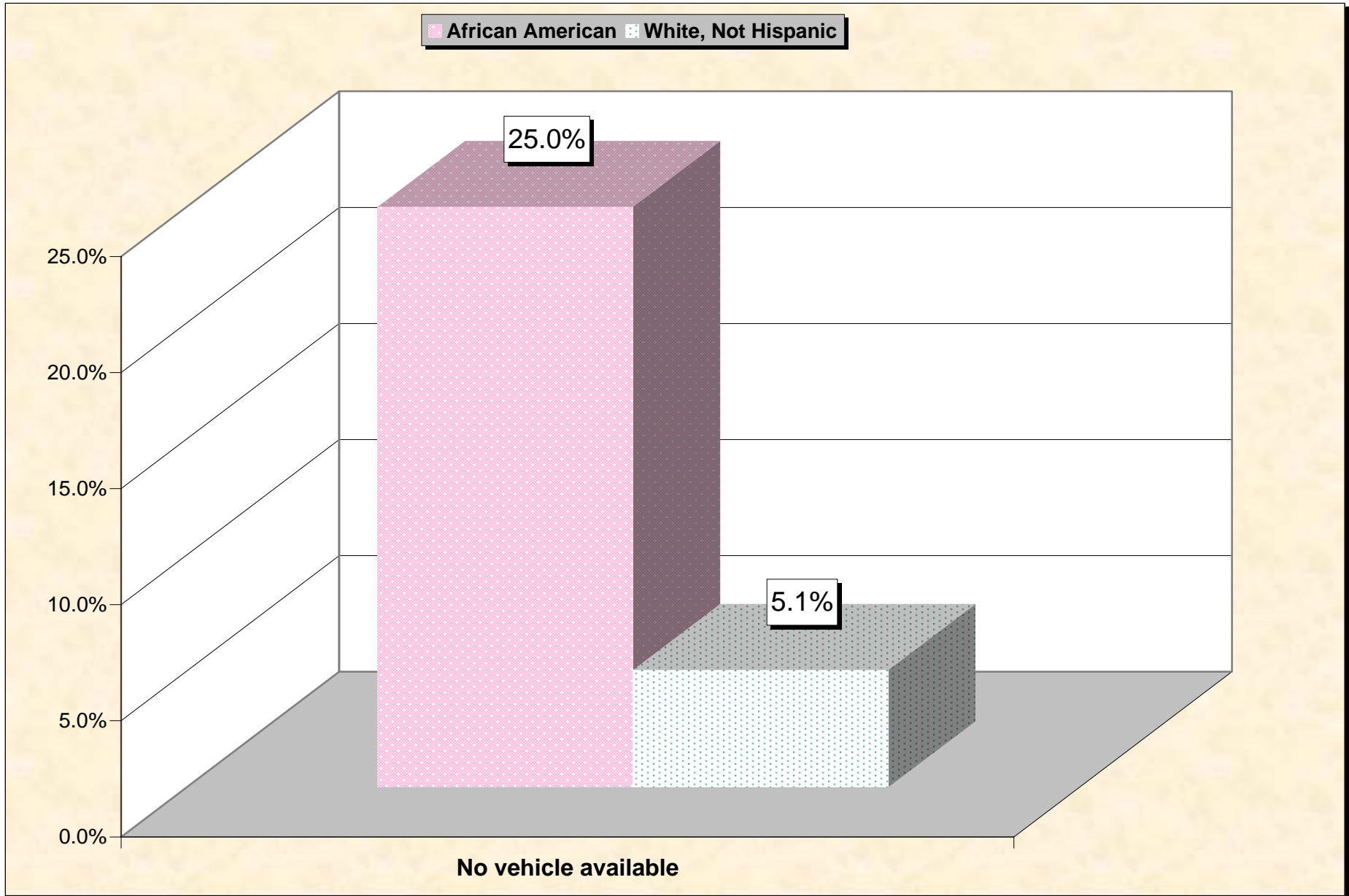
Source: Data Set: Census 2000 Summary File 3 (SF 3) - Sample Data -- HCT29B. OCCUPANTS PER ROOM (BLACK OR AFRICAN AMERICAN ALONE HOUSEHOLDER) [3] - Universe: Occupied housing units with a householder who is Black or African American alone; HCT29I. OCCUPANTS PER ROOM (WHITE ALONE, NOT HISPANIC OR LATINO HOUSEHOLDER) [3] - Universe: Occupied housing units with a householder who is White alone, not Hispanic or Latino.

**Chart 13 -- Lack of Telephone Service by Household  
Collingsworth County, Texas**



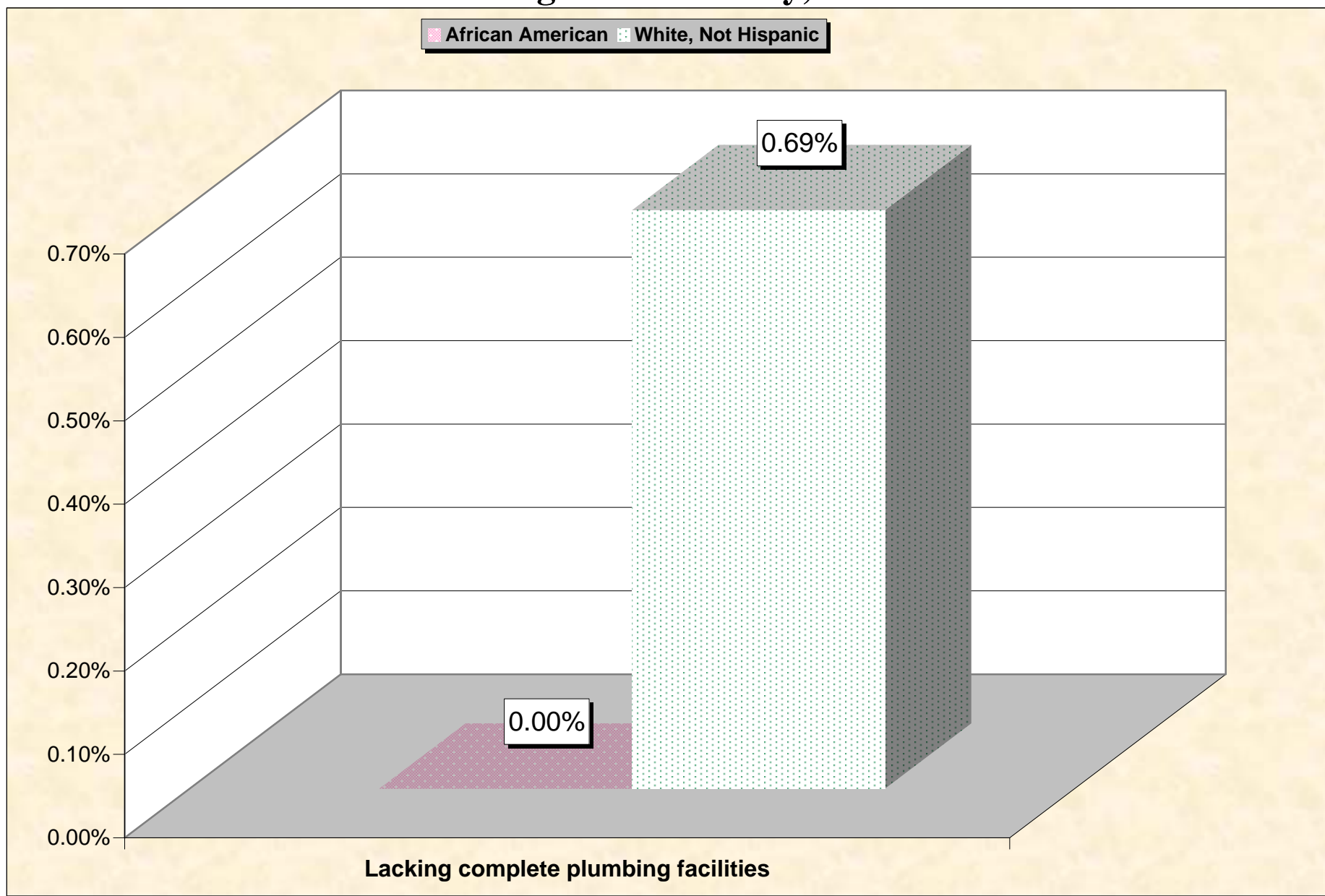
Source: Data Set: Census 2000 Summary File 3 (SF 3) - Sample Data -- HCT32B. TELEPHONE SERVICE AVAILABLE (BLACK OR AFRICAN AMERICAN ALONE HOUSEHOLDER) [3] - Universe: Occupied housing units with a householder who is Black or African American alone; HCT32I. TELEPHONE SERVICE AVAILABLE (WHITE ALONE, NOT HISPANIC OR LATINO HOUSEHOLDER) [3] - Universe: Occupied housing units with a householder who is White alone, not Hispanic or Latino.

**Chart 14 -- Lack of Vehicle By Household  
Collingsworth County, Texas**



Source: Data Set: Census 2000 Summary File 3 (SF 3) - Sample Data -- HCT33B. VEHICLES AVAILABLE (BLACK OR AFRICAN AMERICAN ALONE HOUSEHOLDER) [3] - Universe: Occupied housing units with a householder who is Black or African American alone;; HCT33I. VEHICLES AVAILABLE (WHITE ALONE, NOT HISPANIC OR LATINO HOUSEHOLDER) [3] - Universe: Occupied housing units with a householder who is White alone, not Hispanic or Latino.

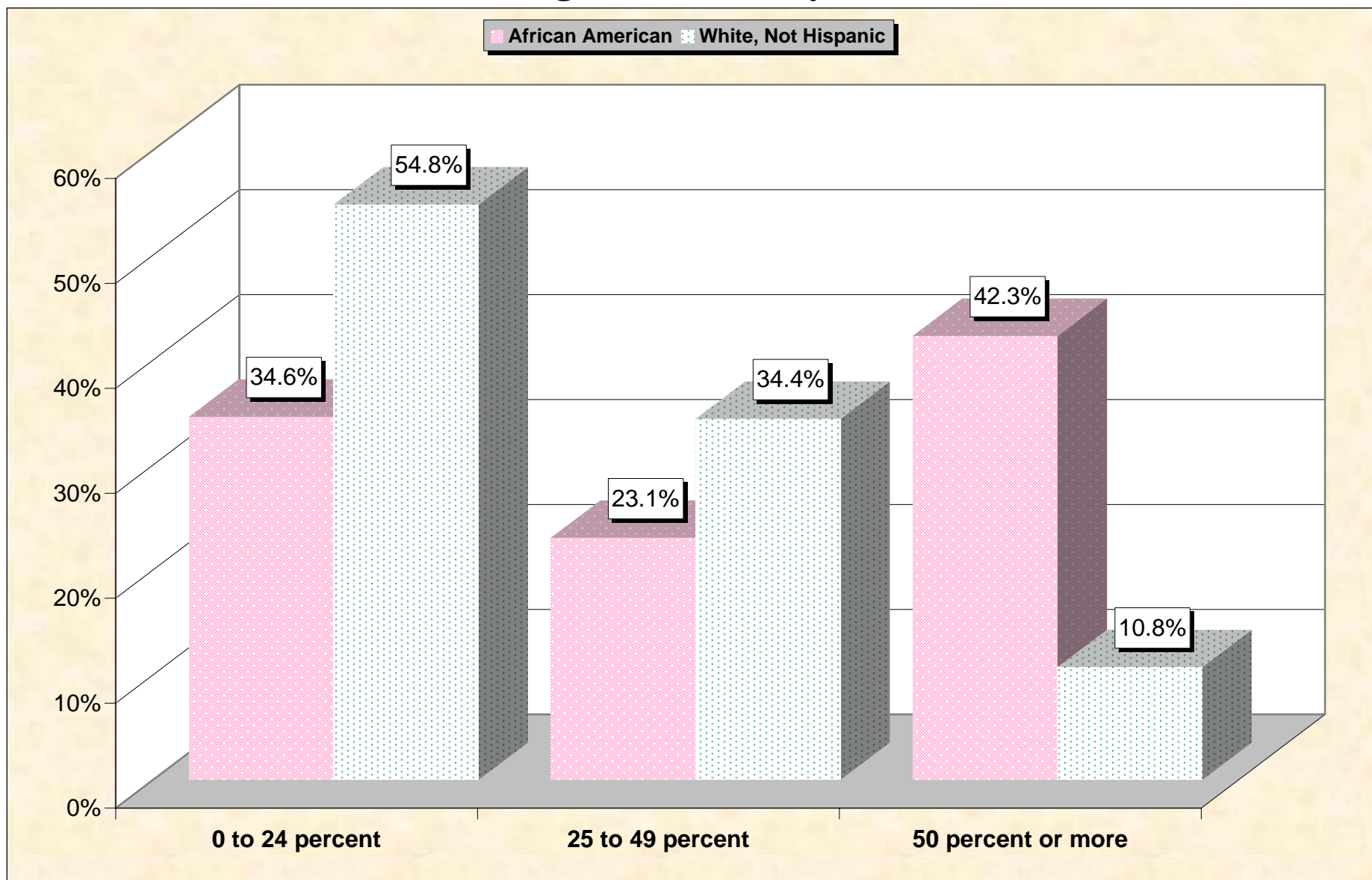
**Chart 15 -- Lack of Plumbing By Household  
Collingsworth County, Texas**



Source: Data Set: Census 2000 Summary File 3 (SF 3) - Sample Data -- HCT34B. PLUMBING FACILITIES (BLACK OR AFRICAN AMERICAN ALONE HOUSEHOLDER) [3] - Universe: Occupied housing units with a householder who is Black or African American alone; HCT34I. PLUMBING FACILITIES (WHITE ALONE, NOT HISPANIC OR LATINO HOUSEHOLDER) [3] - Universe: Occupied housing units with a householder who is White alone, not Hispanic or Latino.

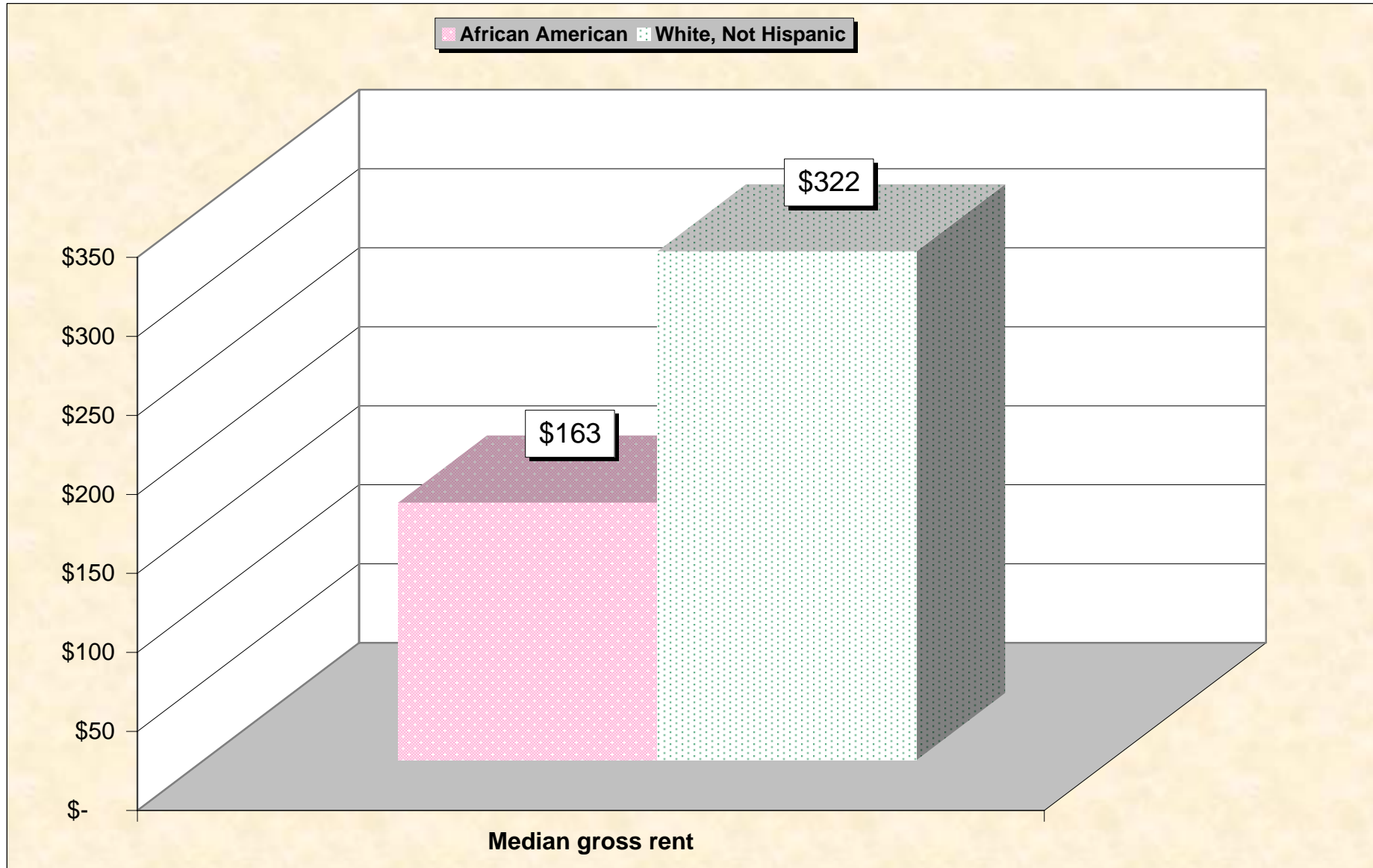


**Chart 16 -- Gross Rent as a Percentage of Household Income in 1999**  
**Collingsworth County, Texas**



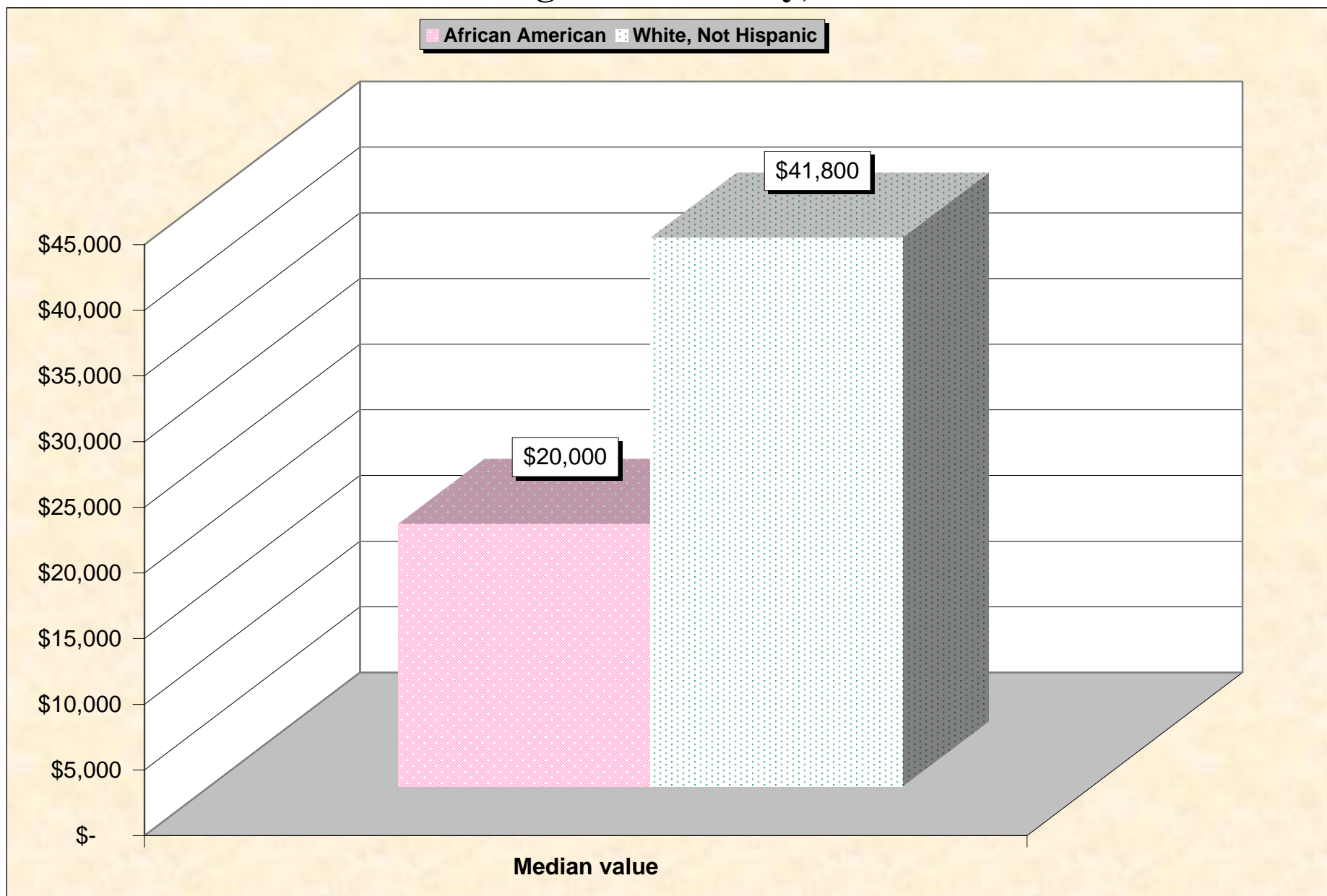
Source: Data Set: Census 2000 Summary File 3 (SF 3) - Sample Data -- HCT39B. GROSS RENT AS A PERCENTAGE OF HOUSEHOLD INCOME IN 1999 (BLACK OR AFRICAN AMERICAN ALONE HOUSEHOLDER) [11] - Universe: Specified renter-occupied housing units with a householder who is Black or African American alone; HCT39I. GROSS RENT AS A PERCENTAGE OF HOUSEHOLD INCOME IN 1999 (WHITE ALONE, NOT HISPANIC OR LATINO HOUSEHOLDER) [11] - Universe: Specified renter-occupied housing units with a householder who is White alone, not Hispanic or Latino.

**Chart 17 -- Median Gross Rent By Household  
Collingsworth County, Texas**



Source: Data Set: Census 2000 Summary File 3 (SF 3) - Sample Data -- HCT37B. MEDIAN GROSS RENT (DOLLARS) (BLACK OR AFRICAN AMERICAN ALONE HOUSEHOLDER) [1] - Universe: Specified renter-occupied housing units paying cash rent with a householder who is Black or African American alone; HCT37I. MEDIAN GROSS RENT (DOLLARS) (WHITE ALONE, NOT HISPANIC OR LATINO HOUSEHOLDER) [1] - Universe: Specified renter-occupied housing units paying cash rent with a householder who is White alone, not Hispanic or Latino.

# Chart 18 -- Median Home Value By Household Collingsworth County, Texas



Source: Data Set: Census 2000 Summary File 3 (SF 3) - Sample Data -- HCT42B. MEDIAN VALUE (DOLLARS) (BLACK OR AFRICAN AMERICAN ALONE HOUSEHOLDER) [1] - Universe: Specified owner-occupied housing units with a householder who is Black or African American alone; HCT42I. MEDIAN VALUE (DOLLARS) (WHITE ALONE, NOT HISPANIC OR LATINO HOUSEHOLDER) [1] - Universe: Specified owner-occupied housing units with a householder who is White alone, not Hispanic or Latino.

# HOUSEHOLDS BY AGE OF HOUSEHOLDER BY HOUSEHOLD TYPE (INCLUDING LIVING ALONE) BY PRESENCE OF OWN CHILDREN UNDER 18 YEARS

Source data for Chart 1

	African American	White, Not Hispanic
	Collingsworth County, Texas	Collingsworth County, Texas
Total:	65	996
Householder 15 to 64 years:	47	580
Family households:	41	475
Married-couple family:	17	436
With own children under 18 years	0	230
No own children under 18 years	17	206
Other family:	24	39
Male householder, no wife present:	4	9
With own children under 18 years	4	9
No own children under 18 years	0	0
Female householder, no husband present:	20	30
With own children under 18 years	17	24
No own children under 18 years	3	6
Nonfamily households:	6	105
Householder living alone	6	98
Householder not living alone	0	7
Householder 65 years and over:	18	416
Family households:	9	204
Married-couple family:	4	177
With own children under 18 years	0	0
No own children under 18 years	4	177
Other family:	5	27
Male householder, no wife present:	0	2
With own children under 18 years	0	0
No own children under 18 years	0	2
Female householder, no husband present:	5	25
With own children under 18 years	0	0
No own children under 18 years	5	25
Nonfamily households:	9	212
Householder living alone	9	207
Householder not living alone	0	5

Source: Data Set: Census 2000 Summary File 3 (SF 3) - Sample Data - P146B. HOUSEHOLDS BY AGE OF HOUSEHOLDER BY HOUSEHOLD TYPE (INCLUDING LIVING ALONE) BY PRESENCE OF OWN CHILDREN UNDER 18 YEARS (BLACK OR AFRICAN AMERICAN ALONE HOUSEHOLDER) [31] - Universe: Households with a householder who is Black or African American alone; P146I. HOUSEHOLDS BY AGE OF HOUSEHOLDER BY HOUSEHOLD TYPE (INCLUDING LIVING ALONE) BY PRESENCE OF OWN CHILDREN UNDER 18 YEARS (WHITE ALONE, NOT HISPANIC OR LATINO HOUSEHOLDER) [31] - Universe: Households with a householder who is White alone, not Hispanic or Latino.

# SCHOOL ENROLLMENT BY LEVEL OF SCHOOL BY TYPE OF SCHOOL FOR THE POPULATION 3 YEARS AND OVER

**Source data for Chart 2**

	African American	White, Not Hispanic
	Collingsworth County, Texas	Collingsworth County, Texas
Total:	143	2,228
Enrolled in nursery school, preschool:	0	40
Public school	0	18
Private school	0	22
Enrolled in kindergarten:	0	12
Public school	0	12
Private school	0	0
Enrolled in grade 1 to grade 8:	20	258
Public school	20	255
Private school	0	3
Enrolled in grade 9 to grade 12:	25	110
Public school	25	106
Private school	0	4
Enrolled in college:	0	75
Public school	0	71
Private school	0	4
Not enrolled in school	98	1,733

Source: Data Set: Census 2000 Summary File 3 (SF 3) - Sample Data - P146B. HOUSEHOLDS BY AGE OF HOUSEHOLDER BY HOUSEHOLD TYPE (INCLUDING LIVING ALONE) BY PRESENCE OF OWN CHILDREN UNDER 18 YEARS (BLACK OR AFRICAN AMERICAN ALONE HOUSEHOLDER) [31] - Universe: Households with a householder who is Black or African American alone; P146I. HOUSEHOLDS BY AGE OF HOUSEHOLDER BY HOUSEHOLD TYPE (INCLUDING LIVING ALONE) BY PRESENCE OF OWN CHILDREN UNDER 18 YEARS (WHITE ALONE, NOT HISPANIC OR LATINO HOUSEHOLDER) [31] - Universe: Households with a householder who is White alone, not Hispanic or Latino.

# SEX BY EDUCATIONAL ATTAINMENT FOR THE POPULATION 25 YEARS AND OVER

## Source data for Chart 3

	African American	White, Not Hispanic
	Collingsworth County, Texas	Collingsworth County, Texas
Total:	93	1,685
Male:	33	779
Less than 9th grade	13	33
9th to 12th grade, no diploma	5	106
High school graduate (includes equivalency)	0	215
Some college, no degree	11	246
Associate degree	0	32
Bachelor's degree	4	85
Graduate or professional degree	0	62
Female:	60	906
Less than 9th grade	8	36
9th to 12th grade, no diploma	23	125
High school graduate (includes equivalency)	17	256
Some college, no degree	7	285
Associate degree	0	47
Bachelor's degree	5	105
Graduate or professional degree	0	52

Source: Data Set: Census 2000 Summary File 3 (SF 3) - Sample Data -- P148B. SEX BY EDUCATIONAL ATTAINMENT FOR THE POPULATION 25 YEARS AND OVER (BLACK OR AFRICAN AMERICAN ALONE) [17] - Universe: Black or African American alone 25 years and over; P148I. SEX BY EDUCATIONAL ATTAINMENT FOR THE POPULATION 25 YEARS AND OVER (WHITE ALONE, NOT HISPANIC OR LATINO) [17] - Universe: White alone, not Hispanic or Latino population 25 years and over.

## SEX BY EMPLOYMENT STATUS FOR THE POPULATION 16 YEARS AND OVER

Source data for Charts 4 and 5

	African American	White, Not Hispanic
	Collingsworth County, Texas	Collingsworth County, Texas
Total:	111	1,860
Male:	46	875
In labor force:	27	586
In Armed Forces	0	9
Civilian:	27	577
Employed	23	563
Unemployed	4	14
Not in labor force	19	289
Female:	65	985
In labor force:	36	435
In Armed Forces	0	0
Civilian:	36	435
Employed	29	419
Unemployed	7	16
Not in labor force	29	550

Source: Data Set: Census 2000 Summary File 3 (SF 3) - Sample Data -- P150B. SEX BY EMPLOYMENT STATUS FOR THE POPULATION 16 YEARS AND OVER (BLACK OR AFRICAN AMERICAN ALONE) [15] - Universe: Black or African American alone 16 years and over; P150I. SEX BY EMPLOYMENT STATUS FOR THE POPULATION 16 YEARS AND OVER (WHITE ALONE, NOT HISPANIC OR LATINO) [15] - Universe: White alone, not Hispanic or Latino population 16 years and over.

## HOUSEHOLD INCOME IN 1999

### Source data for Chart 6

	African American	White, Not Hispanic
	Collingsworth County, Texas	Collingsworth County, Texas
Total:	65	996
Less than \$10,000	31	143
\$10,000 to \$14,999	5	76
\$15,000 to \$19,999	5	92
\$20,000 to \$24,999	5	112
\$25,000 to \$29,999	8	67
\$30,000 to \$34,999	0	94
\$35,000 to \$39,999	8	51
\$40,000 to \$44,999	0	57
\$45,000 to \$49,999	0	24
\$50,000 to \$59,999	0	64
\$60,000 to \$74,999	0	89
\$75,000 to \$99,999	0	60
\$100,000 to \$124,999	3	33
\$125,000 to \$149,999	0	16
\$150,000 to \$199,999	0	10
\$200,000 or more	0	8

Source: Data Set: Census 2000 Summary File 3 (SF 3) - Sample Data -- P151B. HOUSEHOLD INCOME IN 1999 (BLACK OR AFRICAN AMERICAN ALONE HOUSEHOLDER) [17] - Universe: Households with a householder who is Black or African American alone; P151I. HOUSEHOLD INCOME IN 1999 (WHITE ALONE, NOT HISPANIC OR LATINO HOUSEHOLDER) [17] - Universe: Households with a householder who is White alone, not Hispanic or Latino.



## MEDIAN FAMILY INCOME IN 1999

### Source data for Chart 7

	African American	White, Not Hispanic
	Collingsworth County, Texas	Collingsworth County, Texas
Median family income in 1999	\$ 19,500	\$ 39,777

Source: Data Set: Census 2000 Summary File 3 (SF 3) - Sample Data -- P155B. MEDIAN FAMILY INCOME IN 1999 (DOLLARS) (BLACK OR AFRICAN AMERICAN ALONE HOUSEHOLDER) [1] - Universe: Families with a householder who is Black or African American alone ; P155I. MEDIAN FAMILY INCOME IN 1999 (DOLLARS) (WHITE ALONE, NOT HISPANIC OR LATINO HOUSEHOLDER) [1] - Universe: Families with a householder who is White alone, not Hispanic or Latino.

## PER CAPITA INCOME IN 1999

### Source data for Chart 8

	African American	White, Not Hispanic
	Collingsworth County, Texas	Collingsworth County, Texas
Per capita income in 1999	\$ 8,341	\$ 18,606

Source: Data Set: Census 2000 Summary File 3 (SF 3) - Sample Data -- P157B. PER CAPITA INCOME IN 1999 (DOLLARS) (BLACK OR AFRICAN AMERICAN ALONE) [1] - Universe: Black or African American alone; P157I. PER CAPITA INCOME IN 1999 (DOLLARS) (WHITE ALONE, NOT HISPANIC OR LATINO) [1] - Universe: White alone, not Hispanic or Latino population.

## POVERTY STATUS IN 1999 BY AGE

### Source data for Chart 9

	African American	White, Not Hispanic
	Collingsworth County, Texas	Collingsworth County, Texas
Total:	150	2,251
Income in 1999 below poverty level:	50	217
Under 5 years	7	18
5 years	0	0
6 to 11 years	0	33
12 to 17 years	13	0
18 to 64 years	18	95
65 to 74 years	0	21
75 years and over	12	50
Income in 1999 at or above poverty level:	100	2,034
Under 5 years	0	102
5 years	0	12
6 to 11 years	14	145
12 to 17 years	10	178
18 to 64 years	59	1,080
65 to 74 years	7	262
75 years and over	10	255

Source: Data Set: Census 2000 Summary File 3 (SF 3) - Sample Data -- P159B. POVERTY STATUS IN 1999 BY AGE (BLACK OR AFRICAN AMERICAN ALONE) [17] - Universe: Black or African American alone for whom poverty status is determined;P159I. POVERTY STATUS IN 1999 BY AGE (WHITE ALONE, NOT HISPANIC OR LATINO) [17] - Universe: White alone, not Hispanic or Latino population for whom poverty status is determined.

## MEDIAN EARNINGS IN 1999

### Source data for Chart 10

	African American	White, Not Hispanic
	Collingsworth County, Texas	Collingsworth County, Texas
Median earnings in 1999 --		
Worked full-time, year-round in 1999 --		
Total	\$ 25,278	\$ 24,223
Male	\$ 25,694	\$ 27,083
Female	\$ 13,750	\$ 17,422
Other --		
Total	2,500-	\$ 7,270
Male	2,500-	\$ 10,625
Female	2,500-	\$ 6,338

Source: Data Set: Census 2000 Summary File 3 (SF 3) - Sample Data -- PCT74B. MEDIAN EARNINGS IN 1999 (DOLLARS) BY WORK EXPERIENCE IN 1999 BY SEX FOR THE POPULATION 16 YEARS AND OVER WITH EARNINGS (BLACK OR AFRICAN AMERICAN ALONE) [6] - Universe: Black or African American alone 16 years and over with earnings in 1999; PCT74I. MEDIAN EARNINGS IN 1999 (DOLLARS) BY WORK EXPERIENCE IN 1999 BY SEX FOR THE POPULATION 16 YEARS AND OVER WITH EARNINGS (WHITE ALONE, NOT HISPANIC OR LATINO) [6] - Universe: White alone, not Hispanic or Latino population 16 years and over with earnings in 1999.

## TENURE BY RACE OF HOUSEHOLDER

### Source data for Chart 11

	Collingsworth County, Texas
Total:	1,294
Owner occupied:	1,021
Householder who is White alone	887
Householder who is Black or African American alone	34
Householder who is American Indian and Alaska Native alone	14
Householder who is Asian alone	2
Householder who is Native Hawaiian and Other Pacific Islander alone	0
Householder who is Some other race alone	77
Householder who is Two or more races	7
Renter occupied:	273
Householder who is White alone	193
Householder who is Black or African American alone	26
Householder who is American Indian and Alaska Native alone	0
Householder who is Asian alone	4
Householder who is Native Hawaiian and Other Pacific Islander alone	0
Householder who is Some other race alone	35
Householder who is Two or more races	15

### White alone, not Hispanic

### White, Not Hispanic

		Collingsworth County, Texas
Total:		1,009
Owner occupied		834
Renter occupied		175

Source: Data Set: Census 2000 Summary File 3 (SF 3) - Sample Data -- H11. TENURE BY RACE OF HOUSEHOLDER [17] - Universe: Occupied housing units; H13. TENURE (WHITE ALONE, NOT HISPANIC OR LATINO HOUSEHOLDER) [3] - Universe: Occupied housing units with a householder who is White alone, not Hispanic or Latino.

## OCCUPANTS PER ROOM

### Source data for Chart 12

	African American	White, Not Hispanic
	Collingsworth County, Texas	Collingsworth County, Texas
Total:	60	1,009
1.00 or less occupants per room	60	1,003
1.01 or more occupants per room	0	6

Source: Data Set: Census 2000 Summary File 3 (SF 3) - Sample Data -- HCT29B. OCCUPANTS PER ROOM (BLACK OR AFRICAN AMERICAN ALONE HOUSEHOLDER) [3] - Universe: Occupied housing units with a householder who is Black or African American alone; HCT29I. OCCUPANTS PER ROOM (WHITE ALONE, NOT HISPANIC OR LATINO HOUSEHOLDER) [3] - Universe: Occupied housing units with a householder who is White alone, not Hispanic or Latino.

## TELEPHONE SERVICE AVAILABLE

### Source data for Chart 13

	African American	White, Not Hispanic
	Collingsworth County, Texas	Collingsworth County, Texas
Total:	60	1,009
With telephone service available	40	971
No telephone service available	20	38

Source: Data Set: Census 2000 Summary File 3 (SF 3) - Sample Data -- HCT32B. TELEPHONE SERVICE AVAILABLE (BLACK OR AFRICAN AMERICAN ALONE HOUSEHOLDER) [3] - Universe: Occupied housing units with a householder who is Black or African American alone; HCT32I. TELEPHONE SERVICE AVAILABLE (WHITE ALONE, NOT HISPANIC OR LATINO HOUSEHOLDER) [3] - Universe: Occupied housing units with a householder who is White alone, not Hispanic or Latino.

## VEHICLES AVAILABLE

### Source data for Chart 14

	African American	White, Not Hispanic
	Collingsworth County, Texas	Collingsworth County, Texas
Total:	60	1,009
No vehicle available	15	51
1 or more vehicles available	45	958

Source: Data Set: Census 2000 Summary File 3 (SF 3) - Sample Data -- HCT33B. VEHICLES AVAILABLE (BLACK OR AFRICAN AMERICAN ALONE HOUSEHOLDER) [3] - Universe: Occupied housing units with a householder who is Black or African American alone;; HCT33I. VEHICLES AVAILABLE (WHITE ALONE, NOT HISPANIC OR LATINO HOUSEHOLDER) [3] - Universe: Occupied housing units with a householder who is White alone, not Hispanic or Latino.

## PLUMBING FACILITIES

### Source data for Chart 15

	African American	White, Not Hispanic
	Collingsworth County, Texas	Collingsworth County, Texas
Total:	60	1,009
Complete plumbing facilities	60	1,002
Lacking complete plumbing facilities	0	7

Source: Data Set: Census 2000 Summary File 3 (SF 3) - Sample Data -- HCT34B. PLUMBING FACILITIES (BLACK OR AFRICAN AMERICAN ALONE HOUSEHOLDER) [3] - Universe: Occupied housing units with a householder who is Black or African American alone; HCT34I. PLUMBING FACILITIES (WHITE ALONE, NOT HISPANIC OR LATINO HOUSEHOLDER) [3] - Universe: Occupied housing units with a householder who is White alone, not Hispanic or Latino.

## GROSS RENT AS A PERCENTAGE OF HOUSEHOLD INCOME IN 1999

### Source data for Chart 16

	African American	White, Not Hispanic
	Collingsworth County, Texas	Collingsworth County, Texas
Total:	26	145
Less than 10 percent	0	10
10 to 14 percent	9	18
15 to 19 percent	0	8
20 to 24 percent	0	15
25 to 29 percent	0	20
30 to 34 percent	0	5
35 to 39 percent	6	0
40 to 49 percent	0	7
50 percent or more	11	10
Not computed	0	52

Source: Data Set: Census 2000 Summary File 3 (SF 3) - Sample Data -- HCT39B. GROSS RENT AS A PERCENTAGE OF HOUSEHOLD INCOME IN 1999 (BLACK OR AFRICAN AMERICAN ALONE HOUSEHOLDER) [11] - Universe: Specified renter-occupied housing units with a householder who is Black or African American alone; HCT39I. GROSS RENT AS A PERCENTAGE OF HOUSEHOLD INCOME IN 1999 (WHITE ALONE, NOT HISPANIC OR LATINO HOUSEHOLDER) [11] - Universe: Specified renter-occupied housing units with a householder who is White alone, not Hispanic or Latino.

## MEDIAN GROSS RENT

### Source data for Chart 17

	African American	White, Not Hispanic
	Collingsworth County, Texas	Collingsworth County, Texas
Median gross rent	\$ 163	\$ 322

Source: Data Set: Census 2000 Summary File 3 (SF 3) - Sample Data -- HCT37B. MEDIAN GROSS RENT (DOLLARS) (BLACK OR AFRICAN AMERICAN ALONE HOUSEHOLDER) [1] - Universe: Specified renter-occupied housing units paying cash rent with a householder who is Black or African American alone; HCT37I. MEDIAN GROSS RENT (DOLLARS) (WHITE ALONE, NOT HISPANIC OR LATINO HOUSEHOLDER) [1] - Universe: Specified renter-occupied housing units paying cash rent with a householder who is White alone, not Hispanic or Latino.

## MEDIAN HOME VALUE

### Source data for Chart 18

	African American	White, Not Hispanic
	Collingsworth County, Texas	Collingsworth County, Texas
Median value	\$ 20,000	\$ 41,800

Source: Data Set: Census 2000 Summary File 3 (SF 3) - Sample Data -- HCT42B. MEDIAN VALUE (DOLLARS) (BLACK OR AFRICAN AMERICAN ALONE HOUSEHOLDER) [1] - Universe: Specified owner-occupied housing units with a householder who is Black or African American alone; HCT42I. MEDIAN VALUE (DOLLARS) (WHITE ALONE, NOT HISPANIC OR LATINO HOUSEHOLDER) [1] - Universe: Specified owner-occupied housing units with a householder who is White alone, not Hispanic or Latino.