

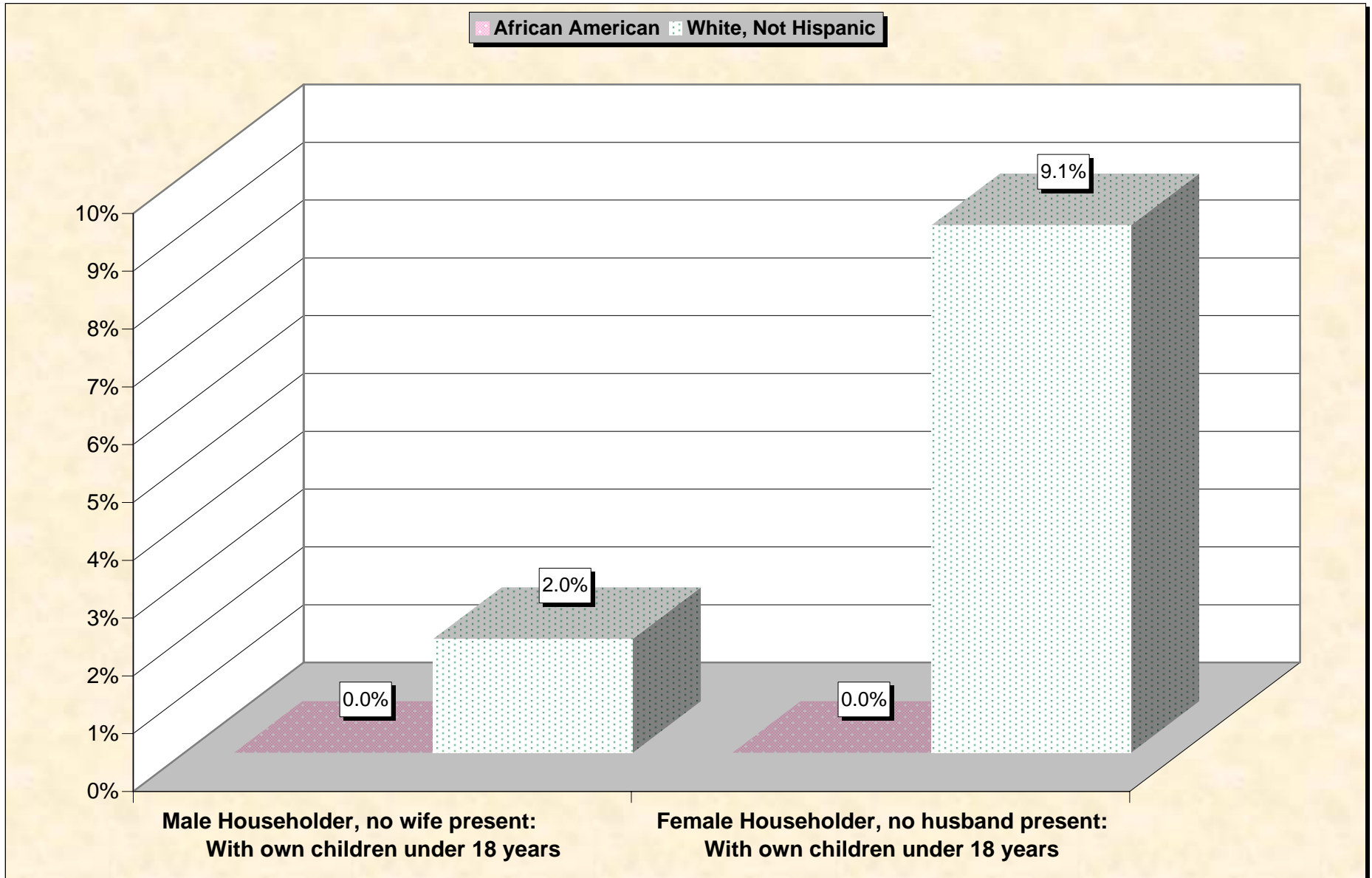
# **Selected Socio-Economic Data**

## **Brewster County, Texas**

### **African American and White, Not Hispanic**

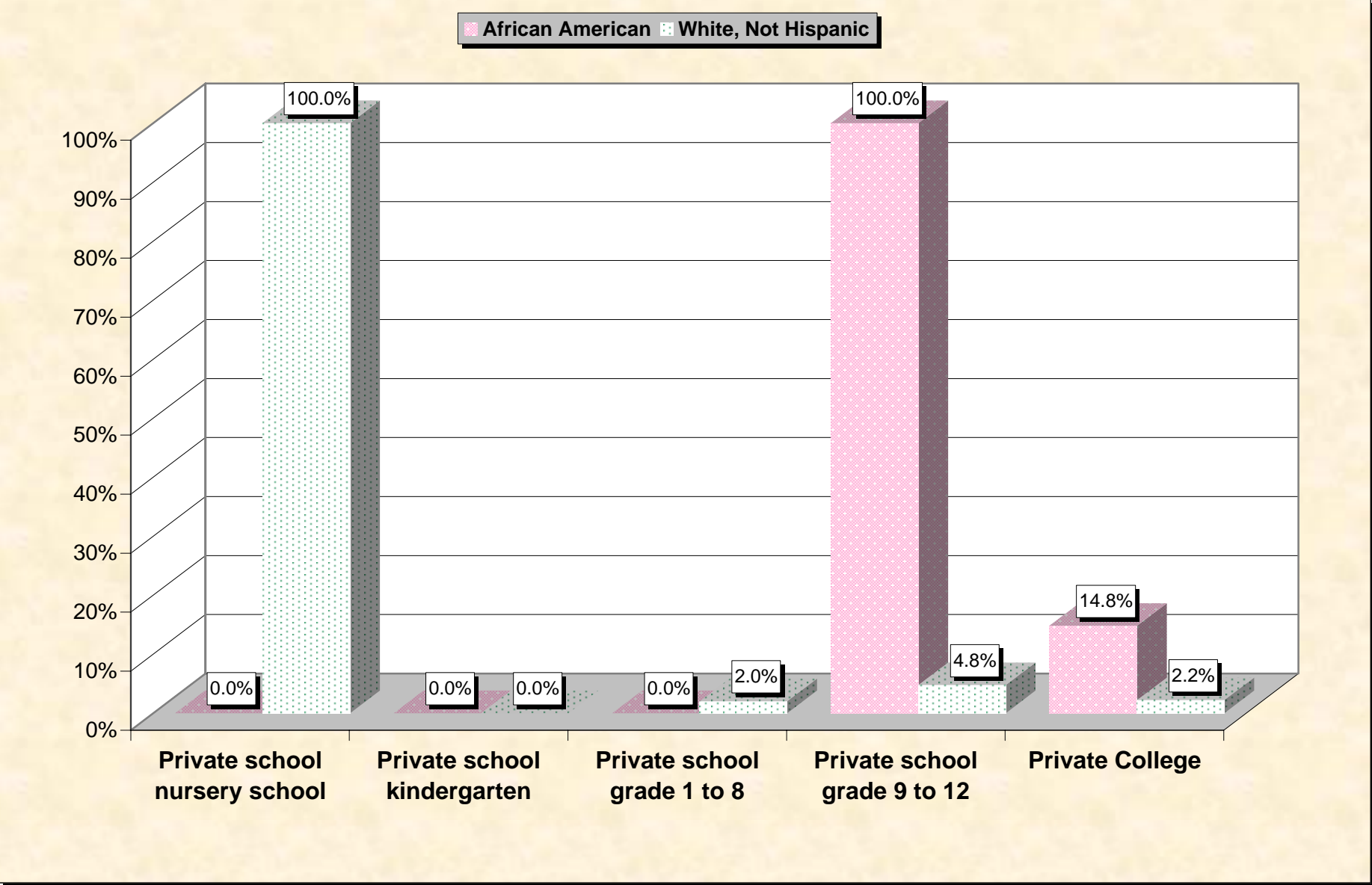
**Data Set: Census 2000 Summary File 3 (SF 3) - Sample Data**

# Chart 1 -- Single-Parent Family Households (Householder 15 to 64 years) Brewster County, Texas



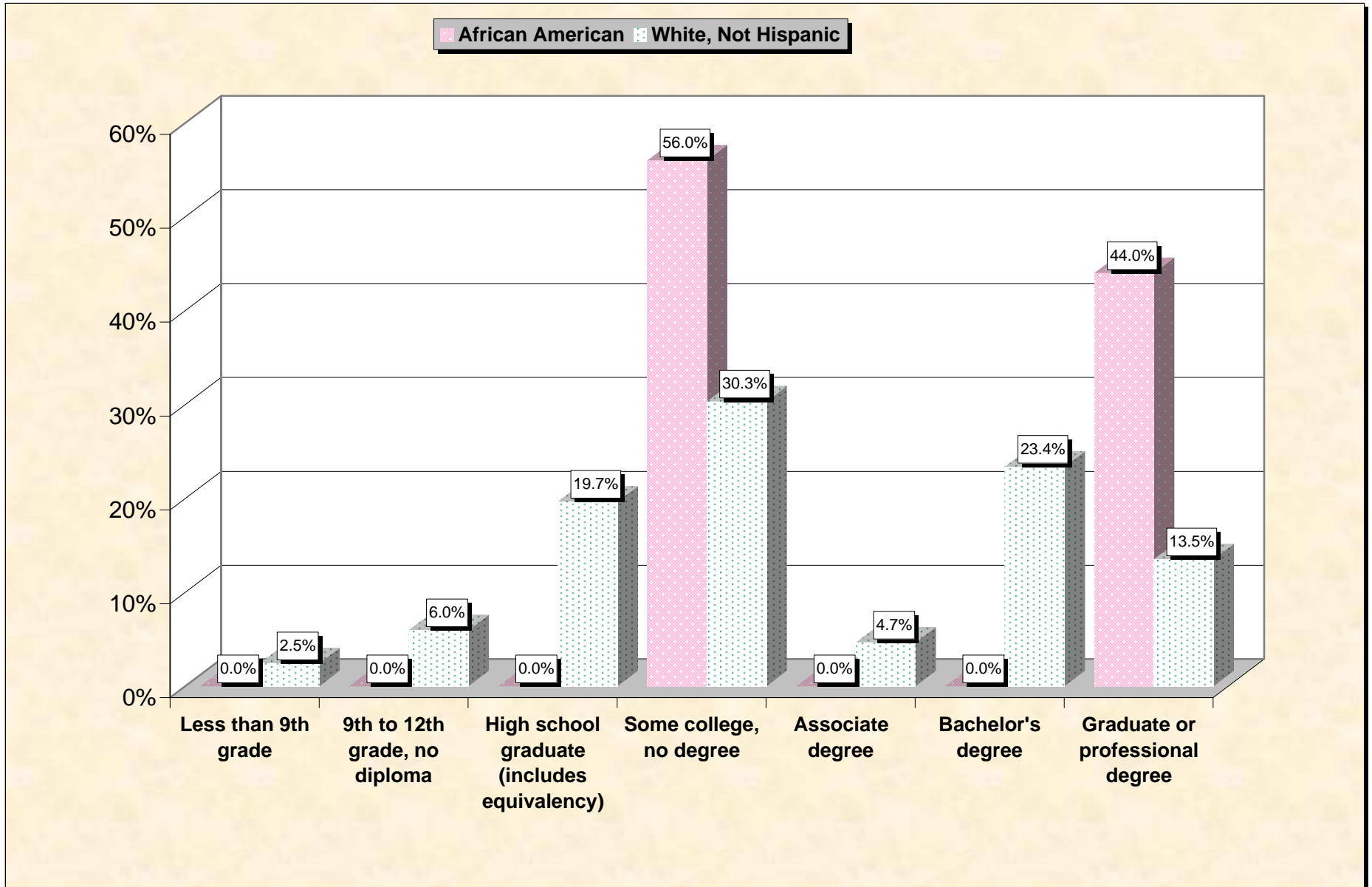
Source: Data Set: Census 2000 Summary File 3 (SF 3) - Sample Data - P146B. HOUSEHOLDS BY AGE OF HOUSEHOLDER BY HOUSEHOLD TYPE (INCLUDING LIVING ALONE) BY PRESENCE OF OWN CHILDREN UNDER 18 YEARS (BLACK OR AFRICAN AMERICAN ALONE HOUSEHOLDER) [31] - Universe: Households with a householder who is Black or African American alone; P146I. HOUSEHOLDS BY AGE OF HOUSEHOLDER BY HOUSEHOLD TYPE (INCLUDING LIVING ALONE) BY PRESENCE OF OWN CHILDREN UNDER 18 YEARS (WHITE ALONE, NOT HISPANIC OR LATINO HOUSEHOLDER) [31] - Universe: Households with a householder who is White alone, not Hispanic or Latino.

# Chart 2 -- Private School Enrollment (3 years and over) Brewster County, Texas



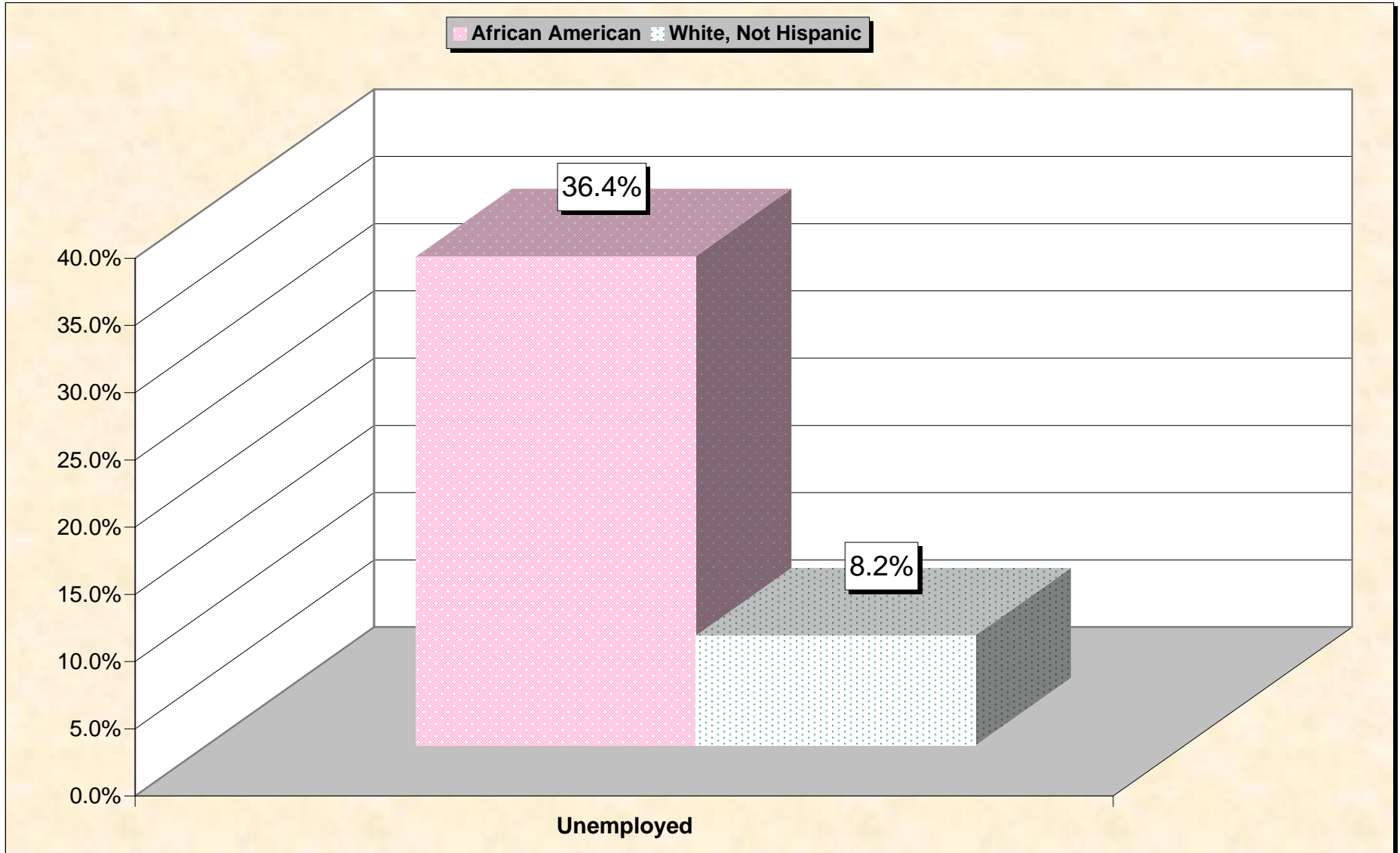
Source: Data Set: Census 2000 Summary File 3 (SF 3) - Sample Data -- P147B. SCHOOL ENROLLMENT BY LEVEL OF SCHOOL BY TYPE OF SCHOOL FOR THE POPULATION 3 YEARS AND OVER (BLACK OR AFRICAN AMERICAN ALONE) [17] - Universe: Black or African American alone 3 years and over; P147I. SCHOOL ENROLLMENT BY LEVEL OF SCHOOL BY TYPE OF SCHOOL FOR THE POPULATION 3 YEARS AND OVER (WHITE ALONE, NOT HISPANIC OR LATINO) [17] - Universe: White alone, not Hispanic or Latino population 3 years and over.

### Chart 3 -- Educational Attainment (25 years and over) Brewster County, Texas



Source: Data Set: Census 2000 Summary File 3 (SF 3) - Sample Data -- P148B. SEX BY EDUCATIONAL ATTAINMENT FOR THE POPULATION 25 YEARS AND OVER (BLACK OR AFRICAN AMERICAN ALONE) [17] - Universe: Black or African American alone 25 years and over; P148I. SEX BY EDUCATIONAL ATTAINMENT FOR THE POPULATION 25 YEARS AND OVER (WHITE ALONE, NOT HISPANIC OR LATINO) [17] - Universe: White alone, not Hispanic or Latino population 25 years and over.

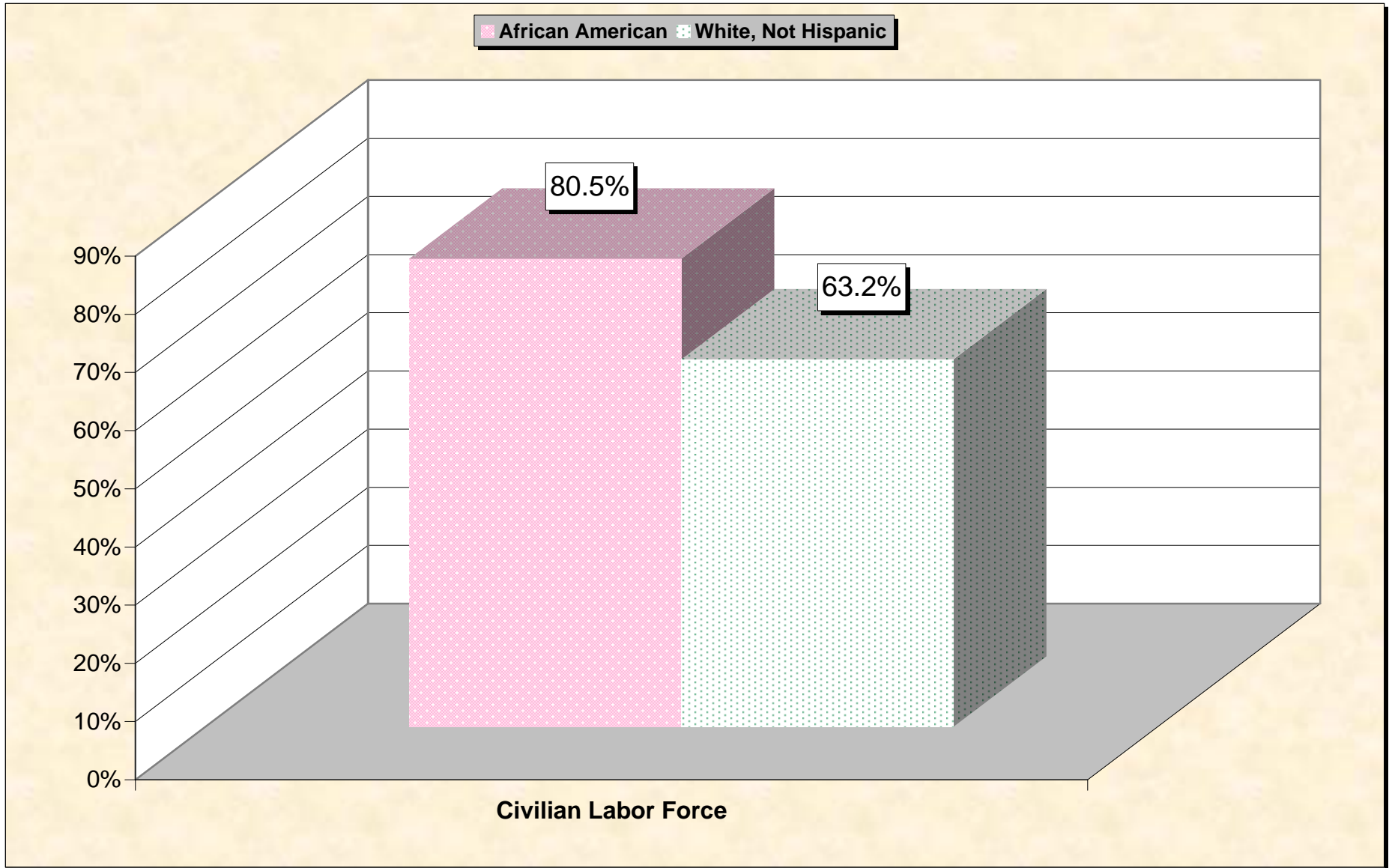
# Chart 4 -- Unemployment Rate (Civilian Labor Force) Brewster County, Texas



**Note:** Unemployment rate is defined as a percentage of the civilian labor force.

Source: Data Set: Census 2000 Summary File 3 (SF 3) - Sample Data -- P150B. SEX BY EMPLOYMENT STATUS FOR THE POPULATION 16 YEARS AND OVER (BLACK OR AFRICAN AMERICAN ALONE) [15] - Universe: Black or African American alone 16 years and over; P150I. SEX BY EMPLOYMENT STATUS FOR THE POPULATION 16 YEARS AND OVER (WHITE ALONE, NOT HISPANIC OR LATINO) [15] - Universe: White alone, not Hispanic or Latino population 16 years and over.

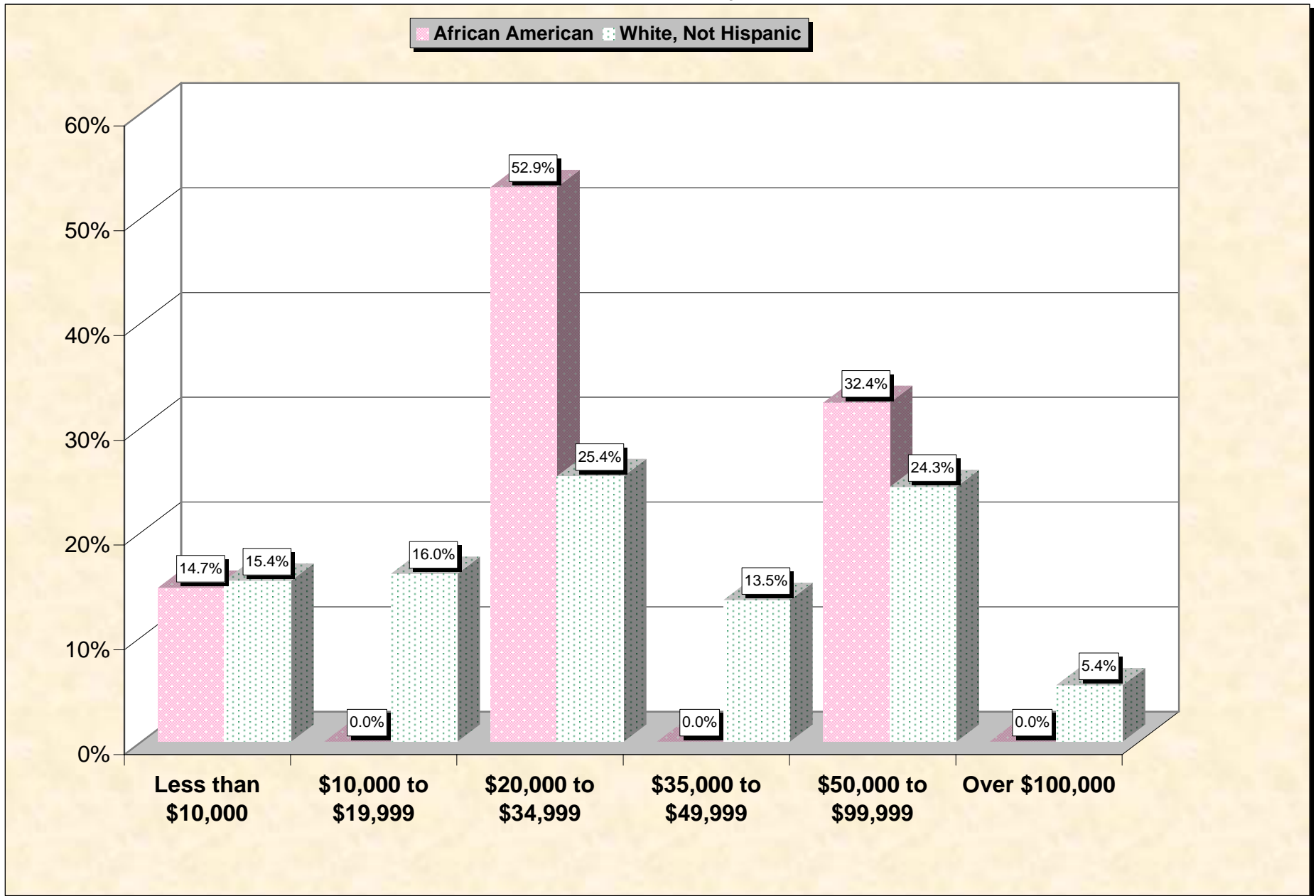
# Chart 5 -- Labor Force Participation (Civilian Labor Force) Brewster County, Texas



**Note:** Labor force participation rate is defined as a percentage of the civilian population over 16.

Source: Data Set: Census 2000 Summary File 3 (SF 3) - Sample Data -- P150B. SEX BY EMPLOYMENT STATUS FOR THE POPULATION 16 YEARS AND OVER (BLACK OR AFRICAN AMERICAN ALONE) [15] - Universe: Black or African American alone 16 years and over; P150I. SEX BY EMPLOYMENT STATUS FOR THE POPULATION 16 YEARS AND OVER (WHITE ALONE, NOT HISPANIC OR LATINO) [15] - Universe: White alone, not Hispanic or Latino population 16 years and over.

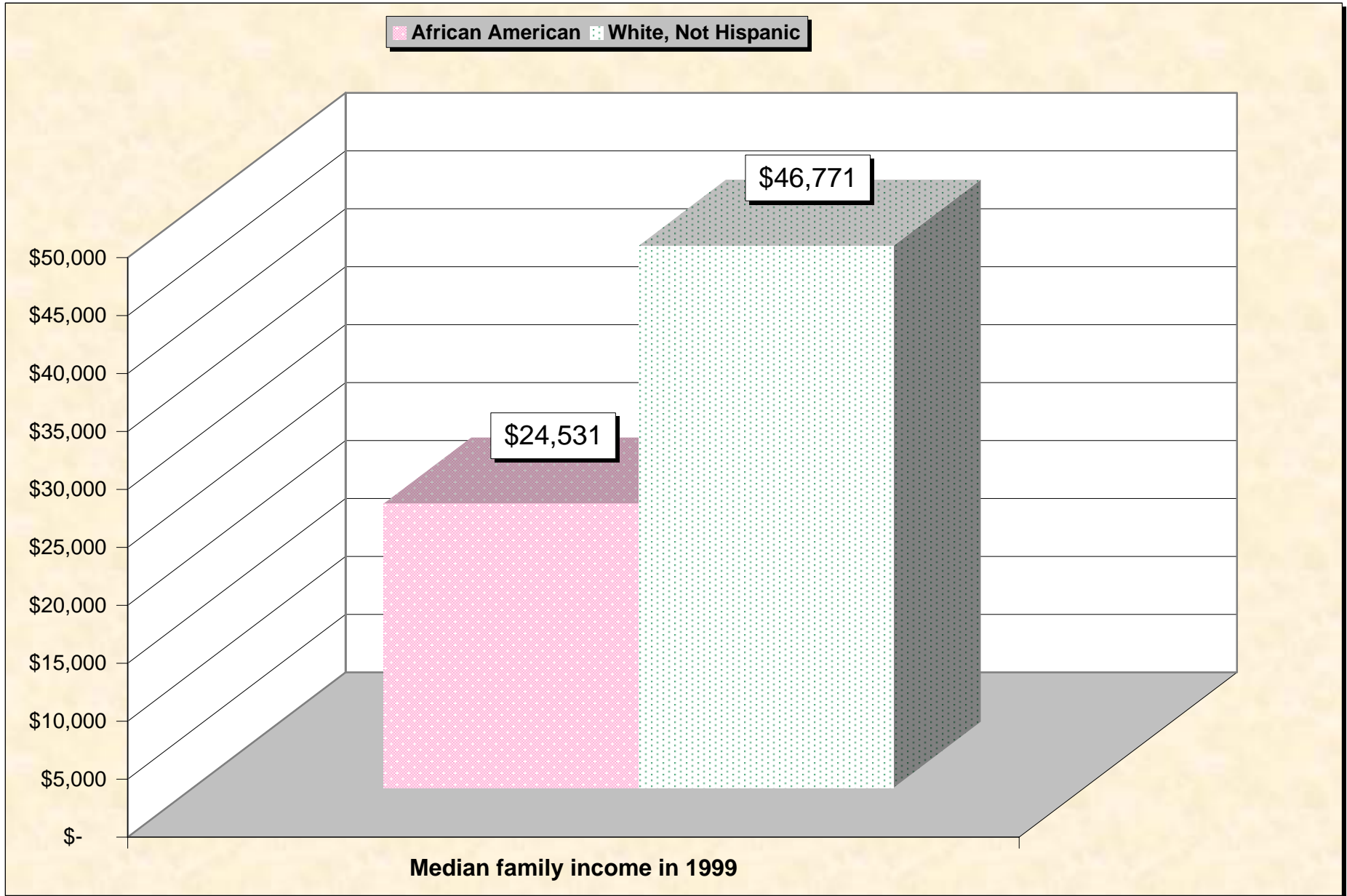
## Chart 6 -- Household Income in 1999 Brewster County, Texas



Source: Data Set: Census 2000 Summary File 3 (SF 3) - Sample Data -- P151B. HOUSEHOLD INCOME IN 1999 (BLACK OR AFRICAN AMERICAN ALONE HOUSEHOLDER) [17] - Universe: Households with a householder who is Black or African American alone; P151I. HOUSEHOLD INCOME IN 1999 (WHITE ALONE, NOT HISPANIC OR LATINO HOUSEHOLDER) [17] - Universe: Households with a householder who is White alone, not Hispanic or Latino.

# Chart 7 -- Median Family Income In 1999

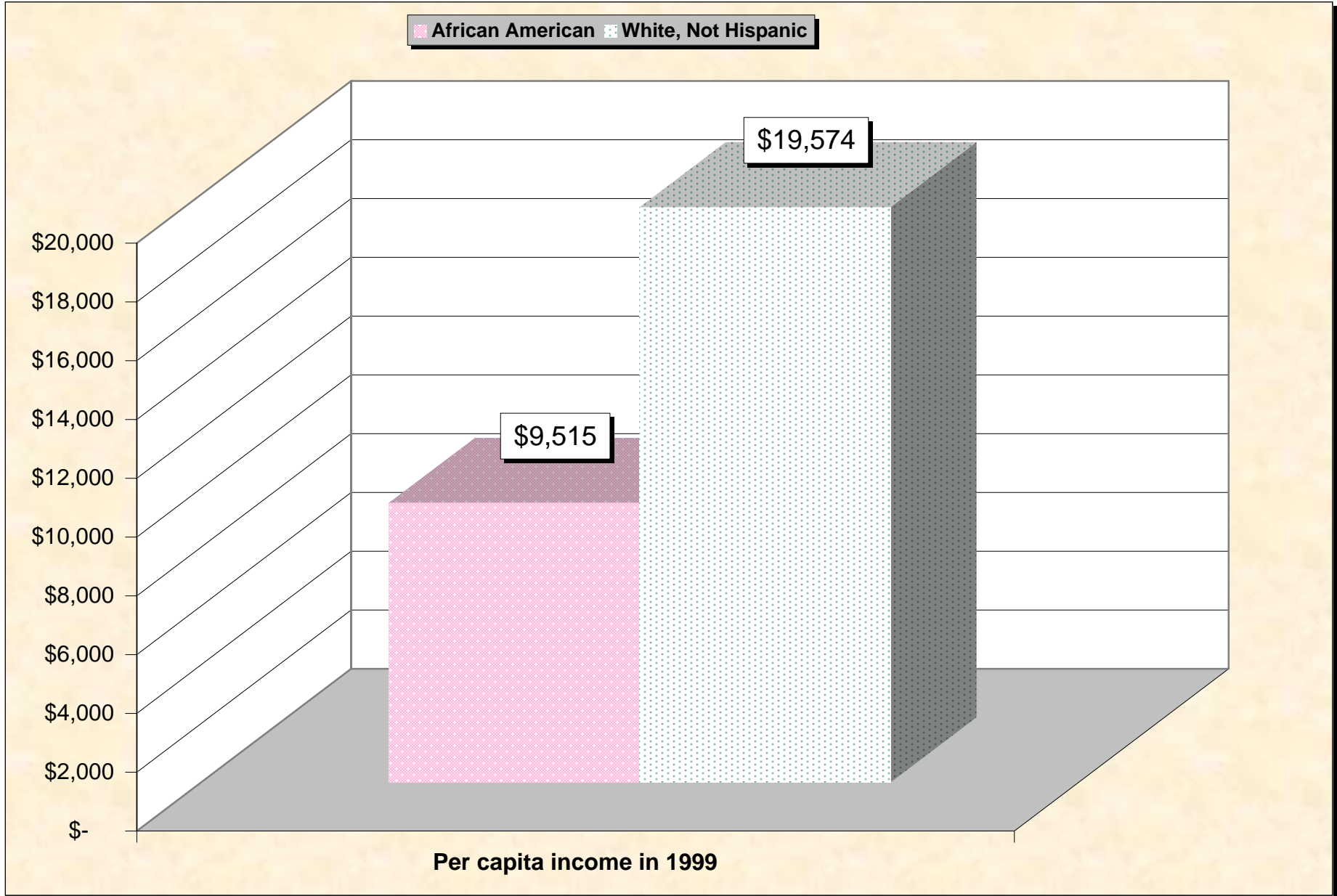
## Brewster County, Texas



Source: Data Set: Census 2000 Summary File 3 (SF 3) - Sample Data -- P155B. MEDIAN FAMILY INCOME IN 1999 (DOLLARS) (BLACK OR AFRICAN AMERICAN ALONE HOUSEHOLDER) [1] - Universe: Families with a householder who is Black or African American alone ; P155I. MEDIAN FAMILY INCOME IN 1999 (DOLLARS) (WHITE ALONE, NOT HISPANIC OR LATINO HOUSEHOLDER) [1] - Universe: Families with a householder who is White alone, not Hispanic or Latino.

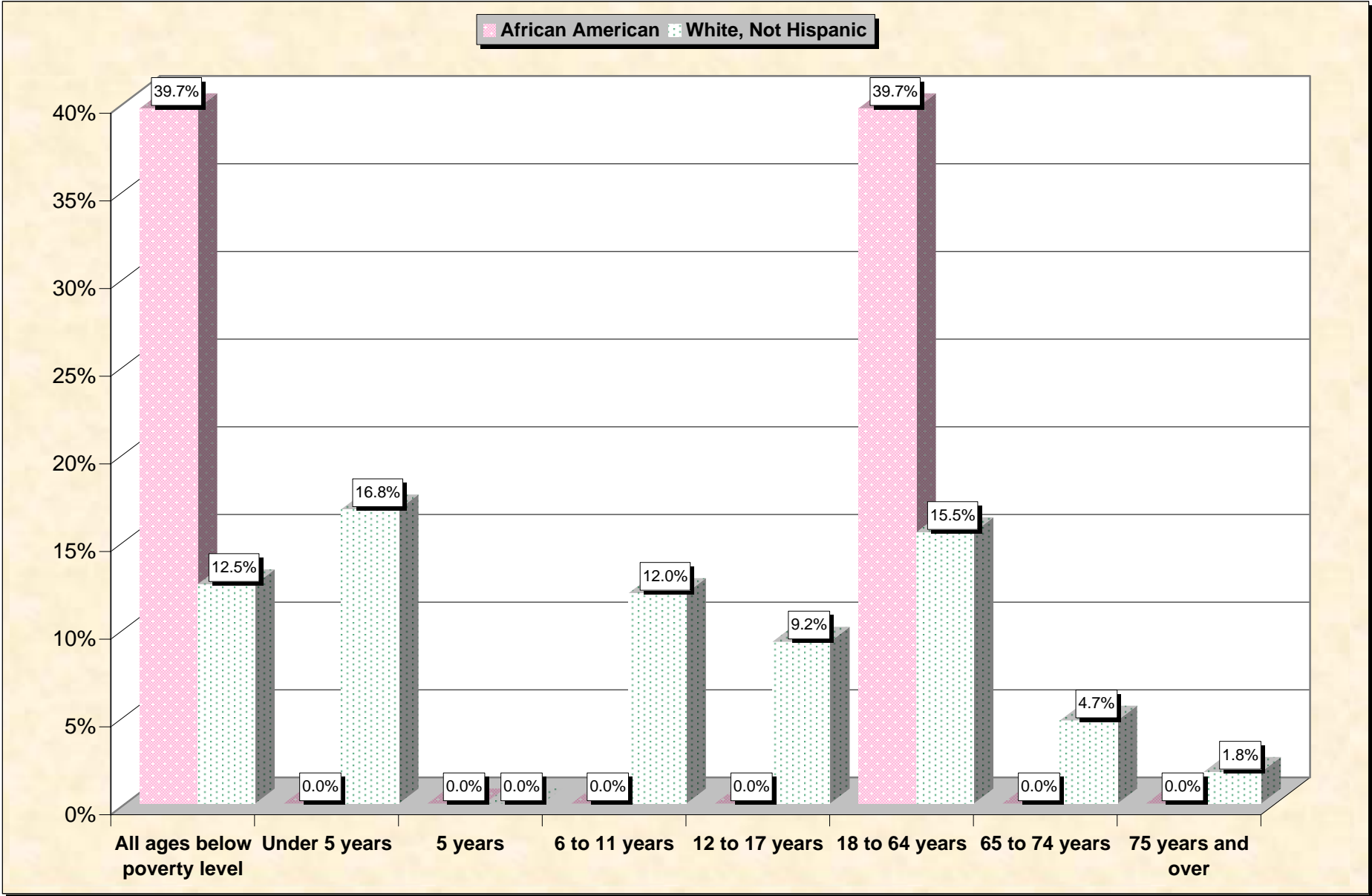


# Chart 8 -- Per Capita Income In 1999 Brewster County, Texas



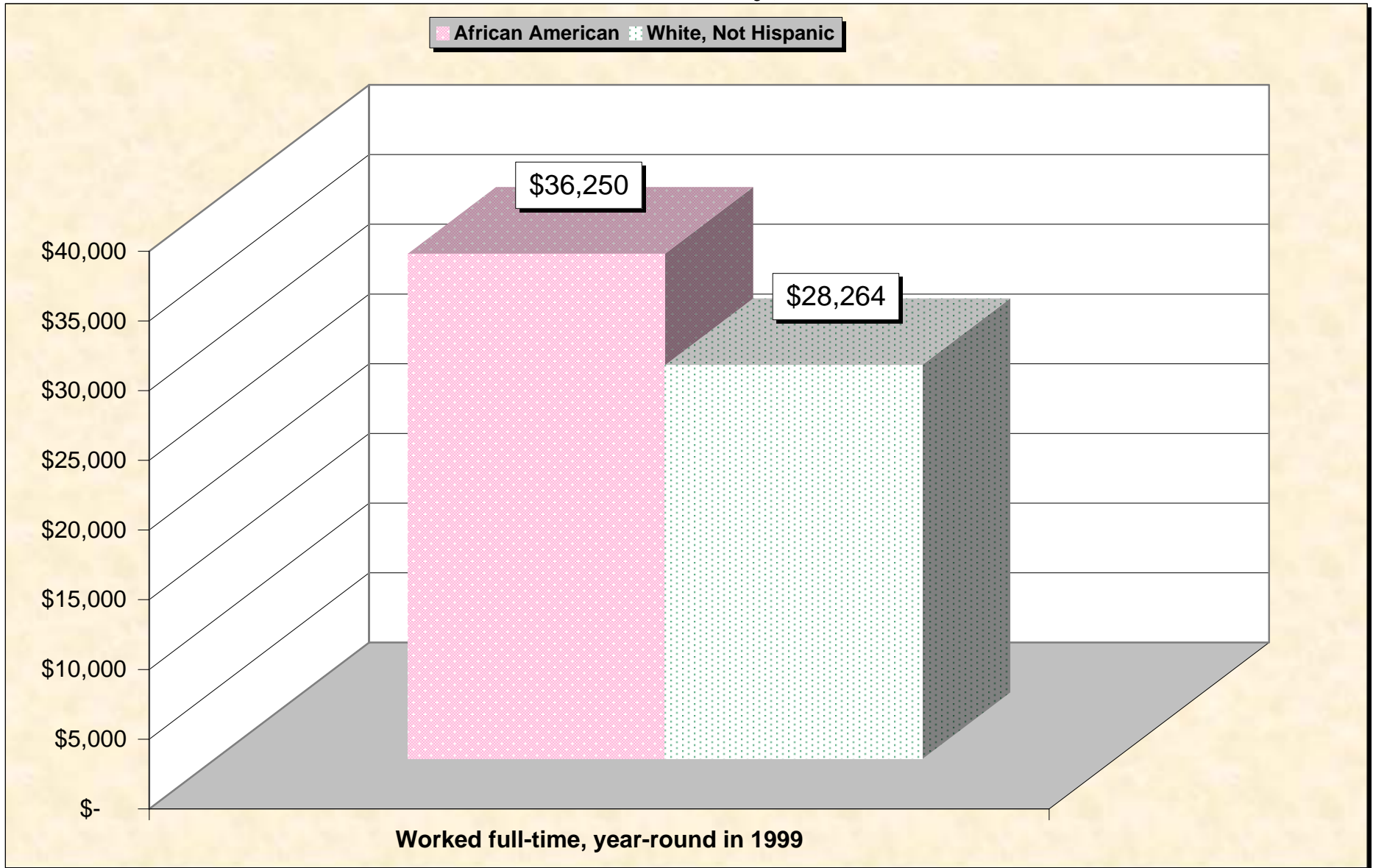
Source: Data Set: Census 2000 Summary File 3 (SF 3) - Sample Data -- P157B. PER CAPITA INCOME IN 1999 (DOLLARS) (BLACK OR AFRICAN AMERICAN ALONE) [1] - Universe: Black or African American alone; P157I. PER CAPITA INCOME IN 1999 (DOLLARS) (WHITE ALONE, NOT HISPANIC OR LATINO) [1] - Universe: White alone, not Hispanic or Latino population.

# Chart 9 -- Income in 1999 Below Poverty Level by Age Brewster County, Texas



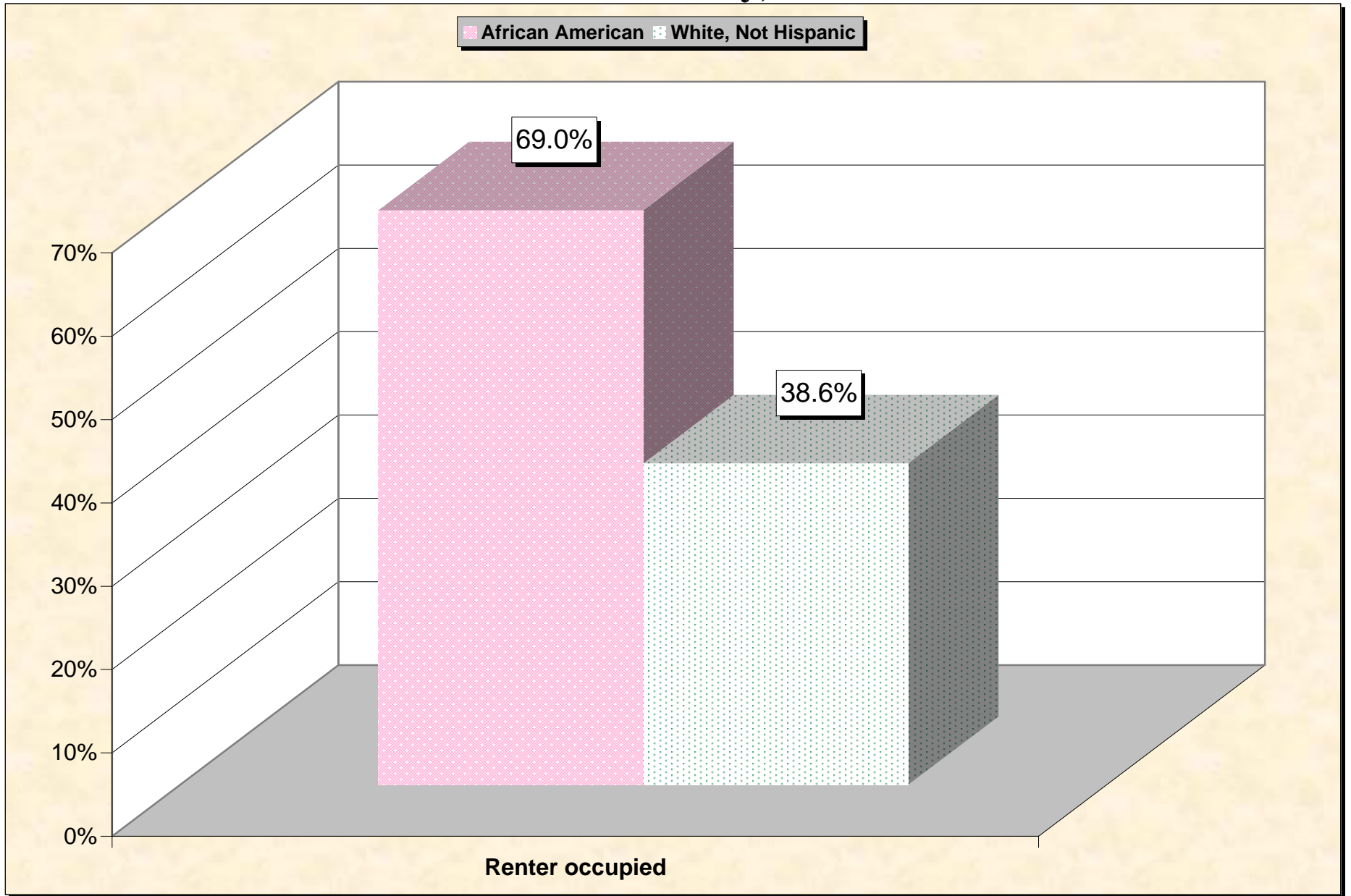
Source: Data Set: Census 2000 Summary File 3 (SF 3) - Sample Data -- P159B. POVERTY STATUS IN 1999 BY AGE (BLACK OR AFRICAN AMERICAN ALONE) [17] - Universe: Black or African American alone for whom poverty status is determined;P159I. POVERTY STATUS IN 1999 BY AGE (WHITE ALONE, NOT HISPANIC OR LATINO) [17] - Universe: White alone, not Hispanic or Latino population for whom poverty status is determined.

# Chart 10 -- Median Earnings in 1999 Brewster County, Texas



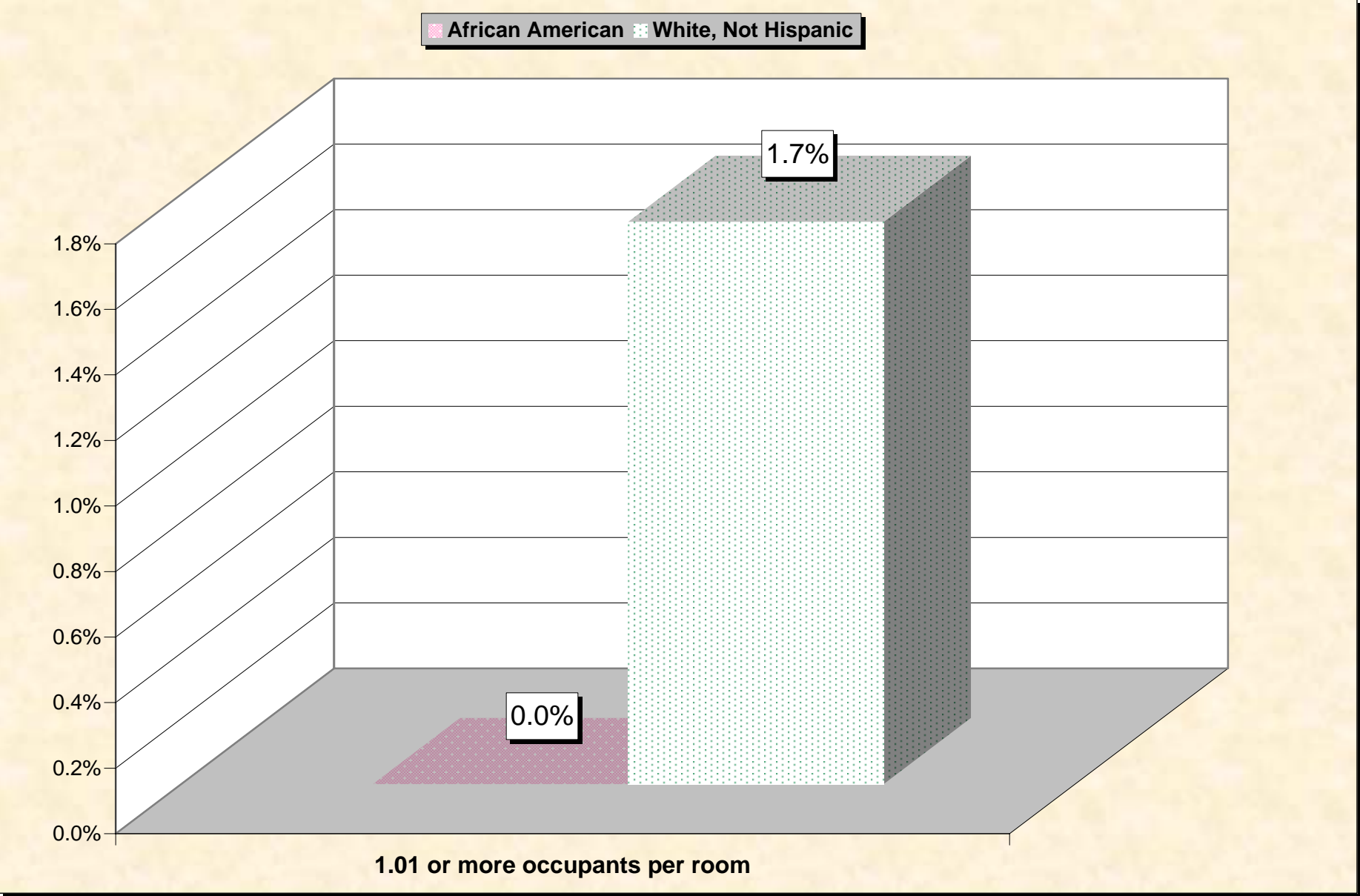
Source: Data Set: Census 2000 Summary File 3 (SF 3) - Sample Data -- PCT74B. MEDIAN EARNINGS IN 1999 (DOLLARS) BY WORK EXPERIENCE IN 1999 BY SEX FOR THE POPULATION 16 YEARS AND OVER WITH EARNINGS (BLACK OR AFRICAN AMERICAN ALONE) [6] - Universe: Black or African American alone 16 years and over with earnings in 1999; PCT74I. MEDIAN EARNINGS IN 1999 (DOLLARS) BY WORK EXPERIENCE IN 1999 BY SEX FOR THE POPULATION 16 YEARS AND OVER WITH EARNINGS (WHITE ALONE, NOT HISPANIC OR LATINO) [6] - Universe: White alone, not Hispanic or Latino population 16 years and over with earnings in 1999.

# Chart 11 -- Renter-Occupied Housing Brewster County, Texas



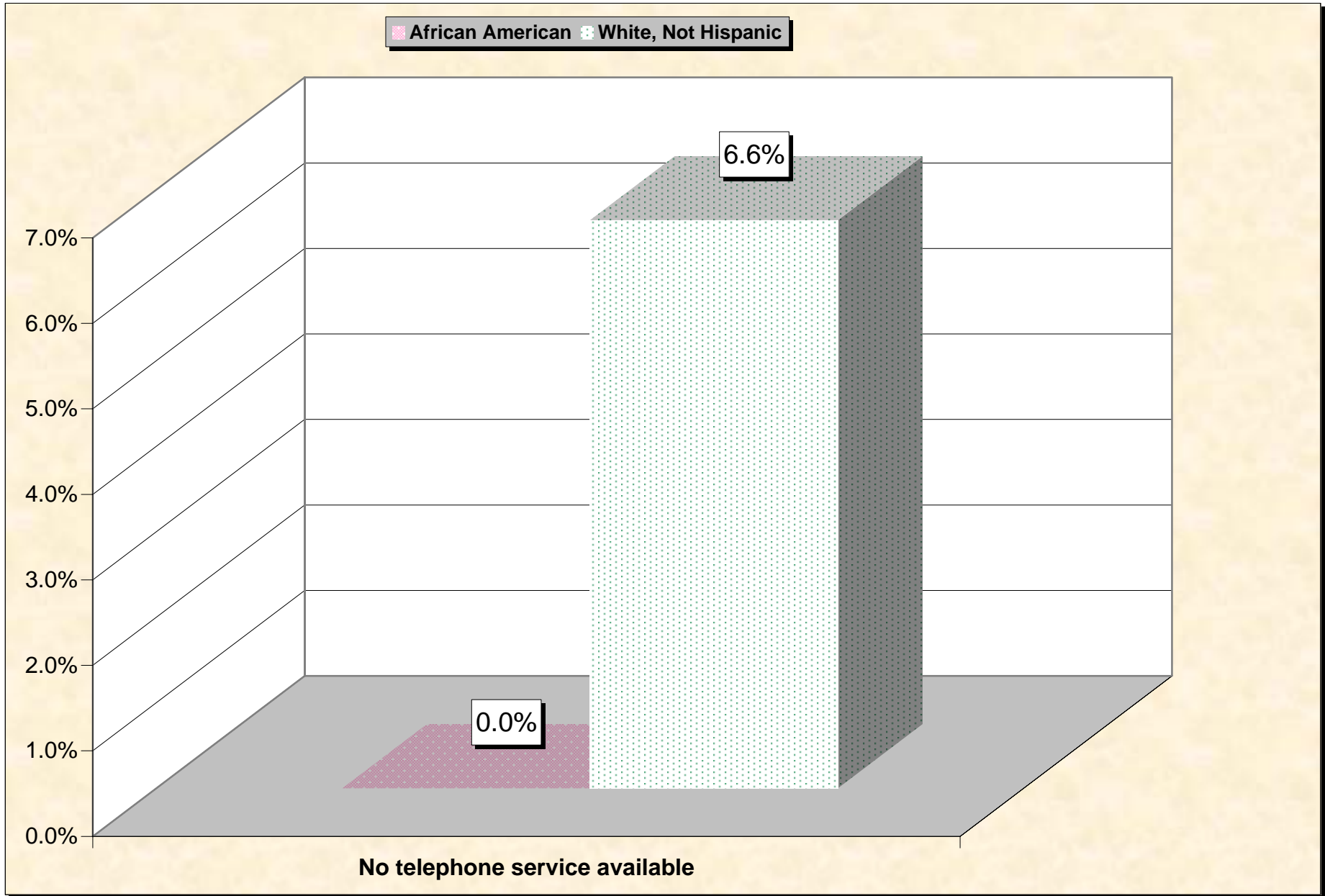
Source: Data Set: Census 2000 Summary File 3 (SF 3) - Sample Data -- H11. TENURE BY RACE OF HOUSEHOLDER [17] - Universe: Occupied housing units; H13. TENURE (WHITE ALONE, NOT HISPANIC OR LATINO HOUSEHOLDER) [3] - Universe: Occupied housing units with a householder who is White alone, not Hispanic or Latino.

# Chart 12 -- Occupants Per Room (Crowding) by Household Brewster County, Texas



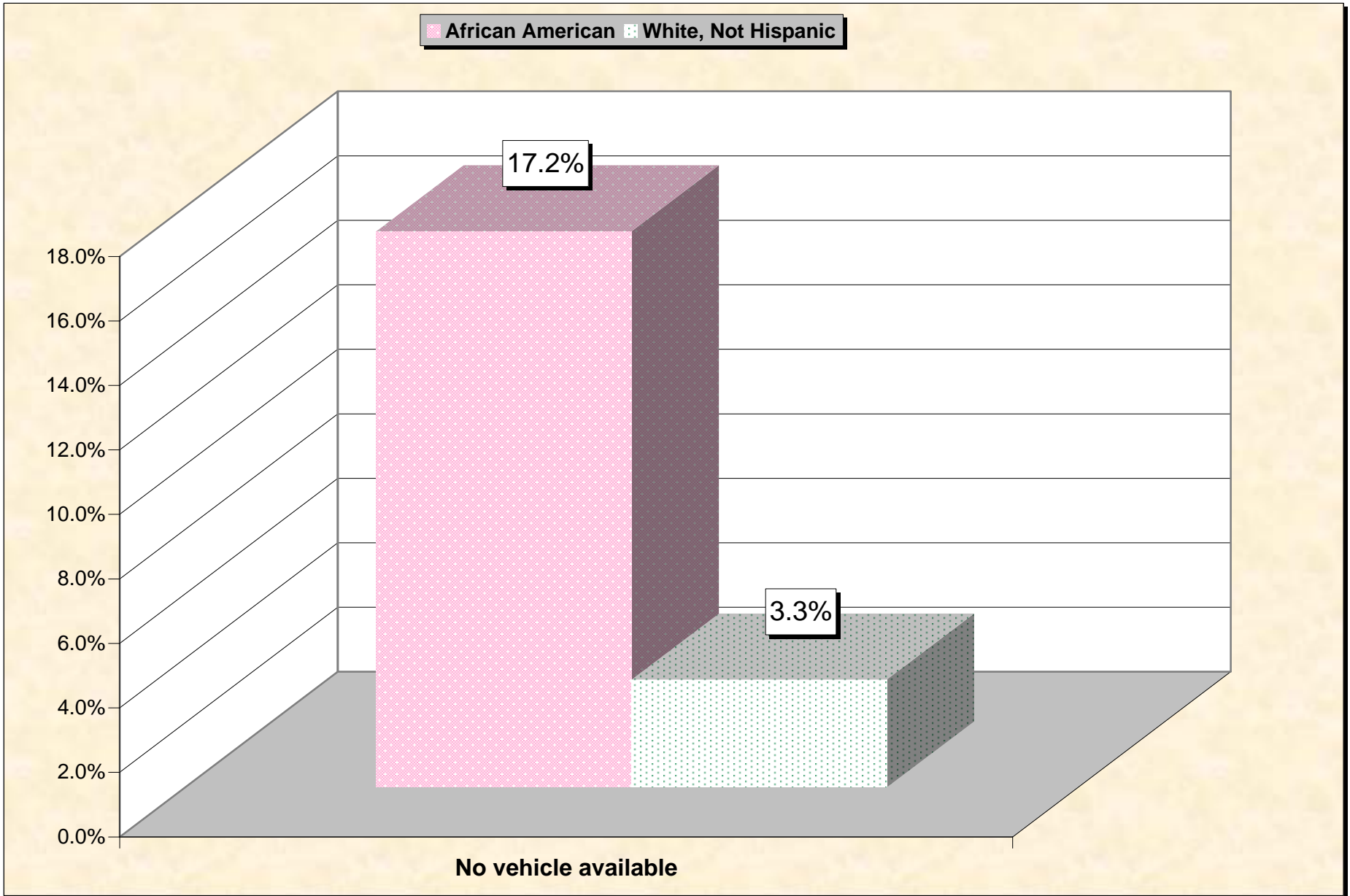
Source: Data Set: Census 2000 Summary File 3 (SF 3) - Sample Data -- HCT29B. OCCUPANTS PER ROOM (BLACK OR AFRICAN AMERICAN ALONE HOUSEHOLDER) [3] - Universe: Occupied housing units with a householder who is Black or African American alone; HCT29I. OCCUPANTS PER ROOM (WHITE ALONE, NOT HISPANIC OR LATINO HOUSEHOLDER) [3] - Universe: Occupied housing units with a householder who is White alone, not Hispanic or Latino.

# Chart 13 -- Lack of Telephone Service by Household Brewster County, Texas



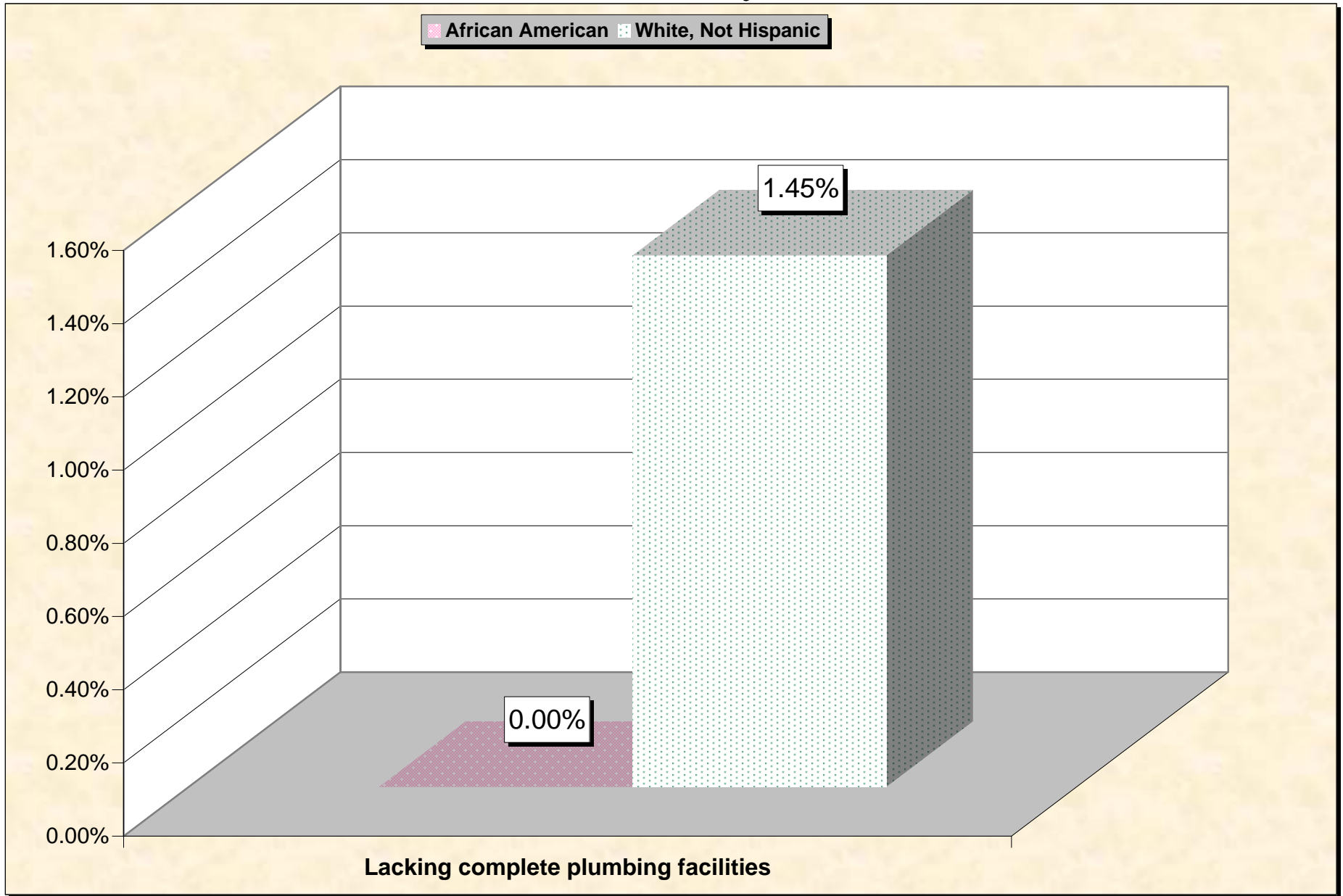
Source: Data Set: Census 2000 Summary File 3 (SF 3) - Sample Data -- HCT32B. TELEPHONE SERVICE AVAILABLE (BLACK OR AFRICAN AMERICAN ALONE HOUSEHOLDER) [3] - Universe: Occupied housing units with a householder who is Black or African American alone; HCT32I. TELEPHONE SERVICE AVAILABLE (WHITE ALONE, NOT HISPANIC OR LATINO HOUSEHOLDER) [3] - Universe: Occupied housing units with a householder who is White alone, not Hispanic or Latino.

# Chart 14 -- Lack of Vehicle By Household Brewster County, Texas



Source: Data Set: Census 2000 Summary File 3 (SF 3) - Sample Data -- HCT33B. VEHICLES AVAILABLE (BLACK OR AFRICAN AMERICAN ALONE HOUSEHOLDER) [3] - Universe: Occupied housing units with a householder who is Black or African American alone;; HCT33I. VEHICLES AVAILABLE (WHITE ALONE, NOT HISPANIC OR LATINO HOUSEHOLDER) [3] - Universe: Occupied housing units with a householder who is White alone, not Hispanic or Latino.

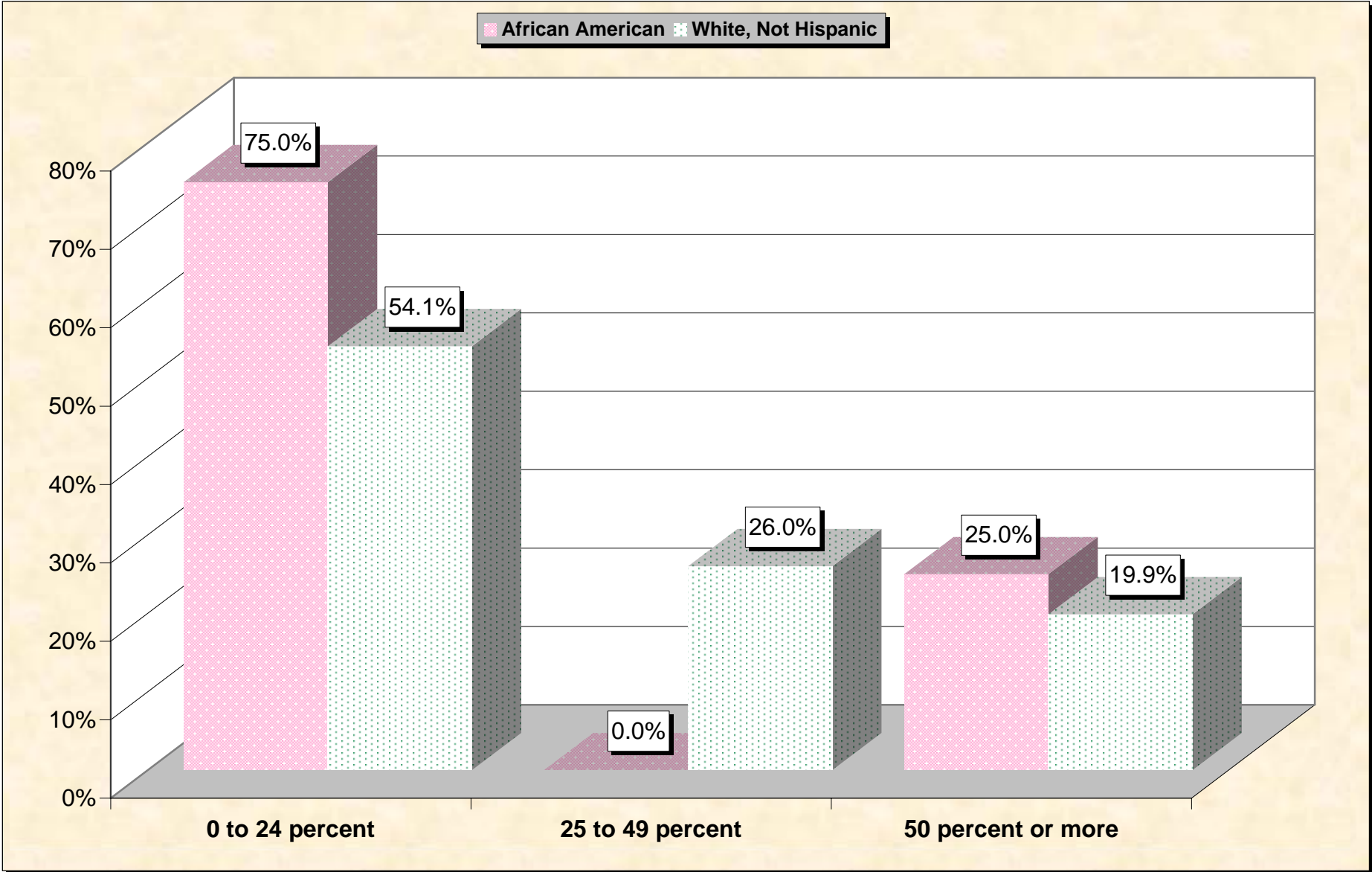
# Chart 15 -- Lack of Plumbing By Household Brewster County, Texas



Source: Data Set: Census 2000 Summary File 3 (SF 3) - Sample Data -- HCT34B. PLUMBING FACILITIES (BLACK OR AFRICAN AMERICAN ALONE HOUSEHOLDER) [3] - Universe: Occupied housing units with a householder who is Black or African American alone; HCT34I. PLUMBING FACILITIES (WHITE ALONE, NOT HISPANIC OR LATINO HOUSEHOLDER) [3] - Universe: Occupied housing units with a householder who is White alone, not Hispanic or Latino.

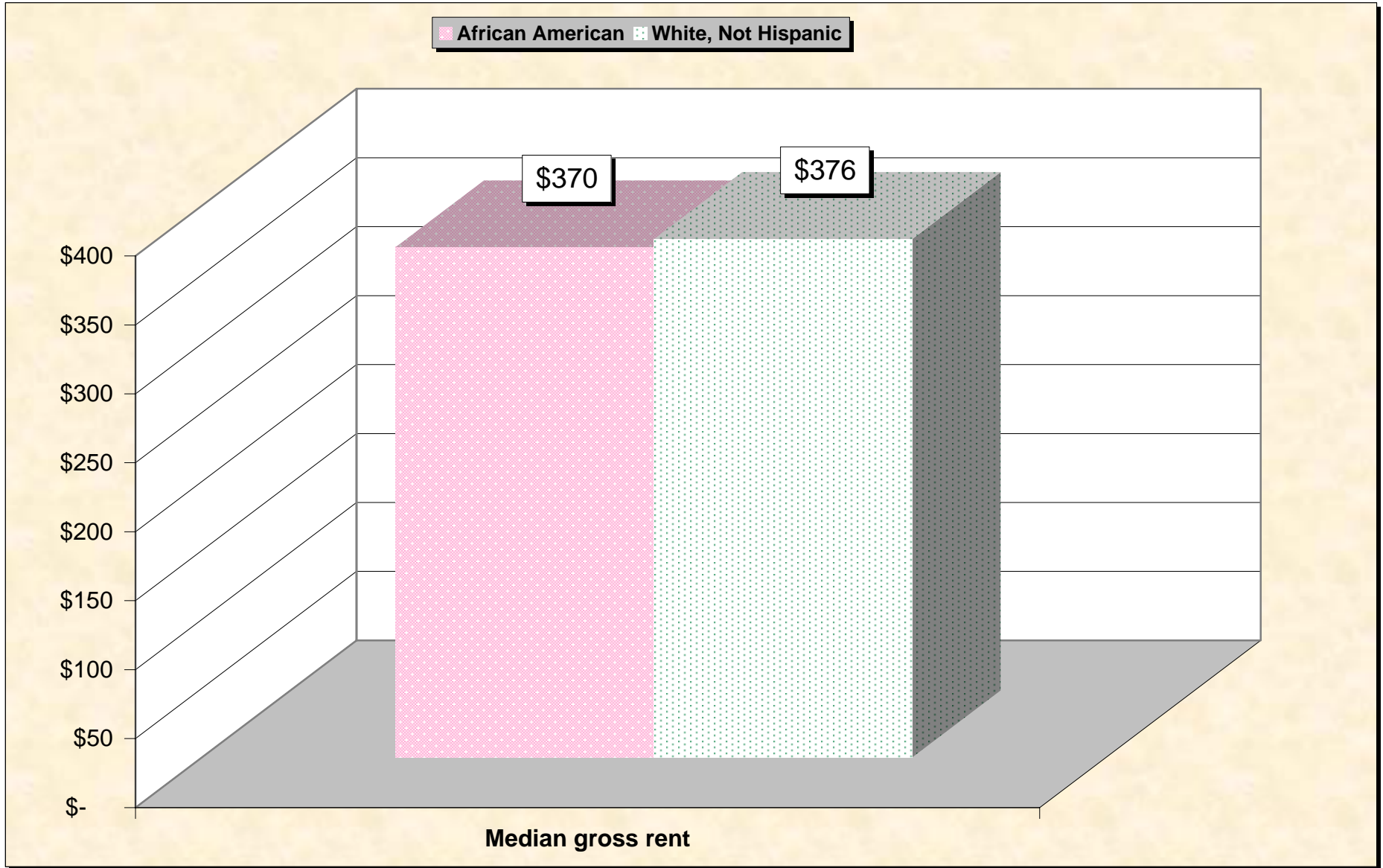


# Chart 16 -- Gross Rent as a Percentage of Household Income in 1999 Brewster County, Texas



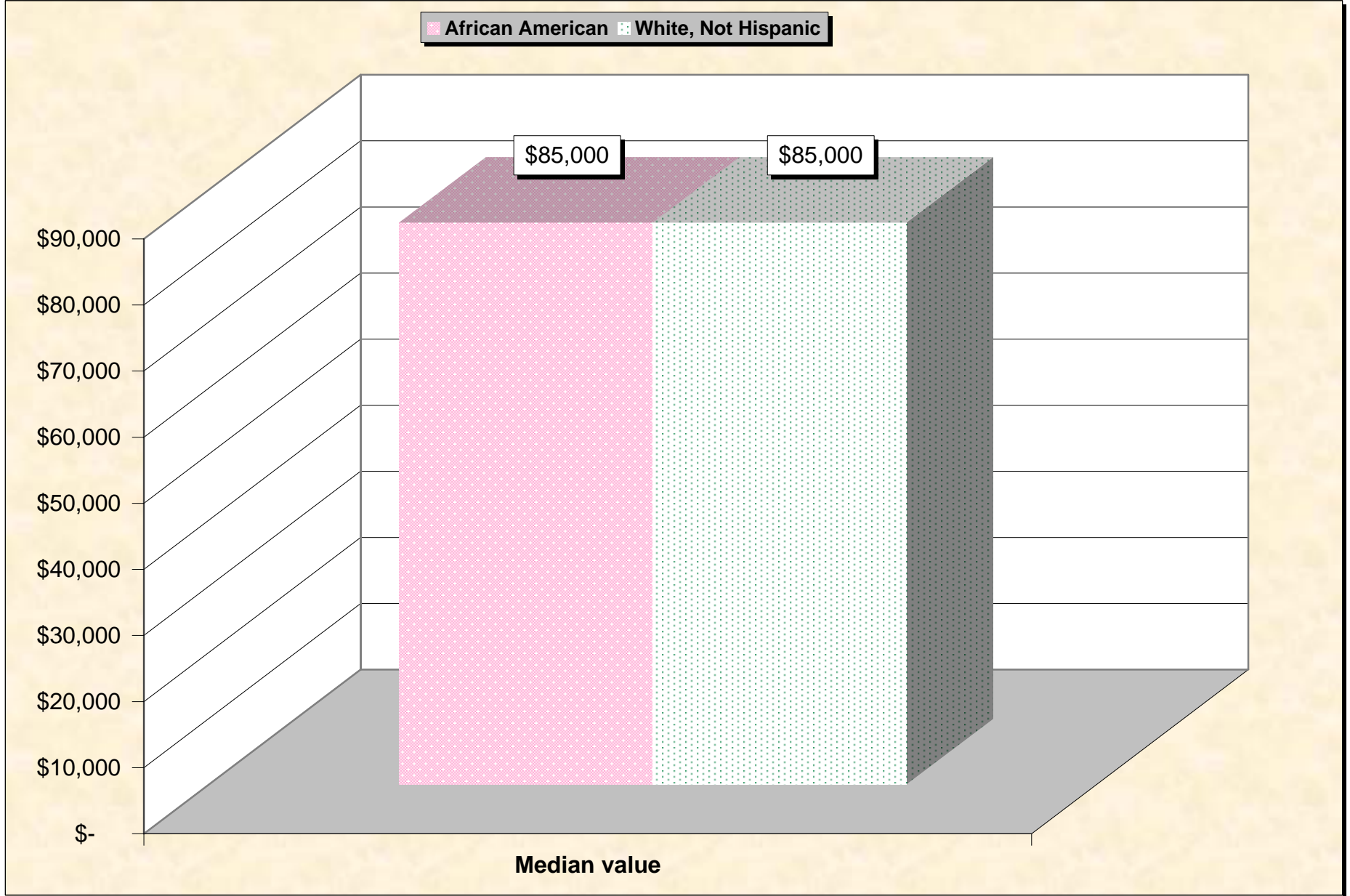
Source: Data Set: Census 2000 Summary File 3 (SF 3) - Sample Data -- HCT39B. GROSS RENT AS A PERCENTAGE OF HOUSEHOLD INCOME IN 1999 (BLACK OR AFRICAN AMERICAN ALONE HOUSEHOLDER) [11] - Universe: Specified renter-occupied housing units with a householder who is Black or African American alone; HCT39I. GROSS RENT AS A PERCENTAGE OF HOUSEHOLD INCOME IN 1999 (WHITE ALONE, NOT HISPANIC OR LATINO HOUSEHOLDER) [11] - Universe: Specified renter-occupied housing units with a householder who is White alone, not Hispanic or Latino.

# Chart 17 -- Median Gross Rent By Household Brewster County, Texas



Source: Data Set: Census 2000 Summary File 3 (SF 3) - Sample Data -- HCT37B. MEDIAN GROSS RENT (DOLLARS) (BLACK OR AFRICAN AMERICAN ALONE HOUSEHOLDER) [1] - Universe: Specified renter-occupied housing units paying cash rent with a householder who is Black or African American alone; HCT37I. MEDIAN GROSS RENT (DOLLARS) (WHITE ALONE, NOT HISPANIC OR LATINO HOUSEHOLDER) [1] - Universe: Specified renter-occupied housing units paying cash rent with a householder who is White alone, not Hispanic or Latino.

# Chart 18 -- Median Home Value By Household Brewster County, Texas



Source: Data Set: Census 2000 Summary File 3 (SF 3) - Sample Data -- HCT42B. MEDIAN VALUE (DOLLARS) (BLACK OR AFRICAN AMERICAN ALONE HOUSEHOLDER) [1] - Universe: Specified owner-occupied housing units with a householder who is Black or African American alone; HCT42I. MEDIAN VALUE (DOLLARS) (WHITE ALONE, NOT HISPANIC OR LATINO HOUSEHOLDER) [1] - Universe: Specified owner-occupied housing units with a householder who is White alone, not Hispanic or Latino.

## HOUSEHOLDS BY AGE OF HOUSEHOLDER BY HOUSEHOLD TYPE (INCLUDING LIVING ALONE) BY PRESENCE OF OWN CHILDREN UNDER 18 YEARS

Source data for Chart 1

|   | African American          | White, Not Hispanic       |
|---|---------------------------|---------------------------|
|   | Brewster County,<br>Texas | Brewster County,<br>Texas |
| Total:                                  | 34                        | 2,283                     |
| Householder 15 to 64 years:             | 34                        | 1,658                     |
| Family households:                      | 25                        | 964                       |
| Married-couple family:                  | 19                        | 771                       |
| With own children under 18 years        | 11                        | 401                       |
| No own children under 18 years          | 8                         | 370                       |
| Other family:                           | 6                         | 193                       |
| Male householder, no wife present:      | 6                         | 68                        |
| With own children under 18 years        | 0                         | 19                        |
| No own children under 18 years          | 6                         | 49                        |
| Female householder, no husband present: | 0                         | 125                       |
| With own children under 18 years        | 0                         | 88                        |
| No own children under 18 years          | 0                         | 37                        |
| Nonfamily households:                   | 9                         | 694                       |
| Householder living alone                | 5                         | 544                       |
| Householder not living alone            | 4                         | 150                       |
| Householder 65 years and over:          | 0                         | 625                       |
| Family households:                      | 0                         | 291                       |
| Married-couple family:                  | 0                         | 267                       |
| With own children under 18 years        | 0                         | 4                         |
| No own children under 18 years          | 0                         | 263                       |
| Other family:                           | 0                         | 24                        |
| Male householder, no wife present:      | 0                         | 8                         |
| With own children under 18 years        | 0                         | 0                         |
| No own children under 18 years          | 0                         | 8                         |
| Female householder, no husband present: | 0                         | 16                        |
| With own children under 18 years        | 0                         | 0                         |
| No own children under 18 years          | 0                         | 16                        |
| Nonfamily households:                   | 0                         | 334                       |
| Householder living alone                | 0                         | 323                       |
| Householder not living alone            | 0                         | 11                        |

Source: Data Set: Census 2000 Summary File 3 (SF 3) - Sample Data - P146B. HOUSEHOLDS BY AGE OF HOUSEHOLDER BY HOUSEHOLD TYPE (INCLUDING LIVING ALONE) BY PRESENCE OF OWN CHILDREN UNDER 18 YEARS (BLACK OR AFRICAN AMERICAN ALONE HOUSEHOLDER) [31] - Universe: Households with a householder who is Black or African American alone; P146I. HOUSEHOLDS BY AGE OF HOUSEHOLDER BY HOUSEHOLD TYPE (INCLUDING LIVING ALONE) BY PRESENCE OF OWN CHILDREN UNDER 18 YEARS (WHITE ALONE, NOT HISPANIC OR LATINO HOUSEHOLDER) [31] - Universe: Households with a householder who is White alone, not Hispanic or Latino.

## SCHOOL ENROLLMENT BY LEVEL OF SCHOOL BY TYPE OF SCHOOL FOR THE POPULATION 3 YEARS AND OVER

### Source data for Chart 2

|  | African American          | White, Not Hispanic       |
|--|---------------------------|---------------------------|
|  | Brewster County,<br>Texas | Brewster County,<br>Texas |
| Total:                                 | 82                        | 4,664                     |
| Enrolled in nursery school, preschool: | 0                         | 38                        |
| Public school                          | 0                         | 0                         |
| Private school                         | 0                         | 38                        |
| Enrolled in kindergarten:              | 0                         | 50                        |
| Public school                          | 0                         | 50                        |
| Private school                         | 0                         | 0                         |
| Enrolled in grade 1 to grade 8:        | 0                         | 394                       |
| Public school                          | 0                         | 386                       |
| Private school                         | 0                         | 8                         |
| Enrolled in grade 9 to grade 12:       | 5                         | 168                       |
| Public school                          | 0                         | 160                       |
| Private school                         | 5                         | 8                         |
| Enrolled in college:                   | 54                        | 773                       |
| Public school                          | 46                        | 756                       |
| Private school                         | 8                         | 17                        |
| Not enrolled in school                 | 23                        | 3,241                     |

Source: Data Set: Census 2000 Summary File 3 (SF 3) - Sample Data - P146B. HOUSEHOLDS BY AGE OF HOUSEHOLDER BY HOUSEHOLD TYPE (INCLUDING LIVING ALONE) BY PRESENCE OF OWN CHILDREN UNDER 18 YEARS (BLACK OR AFRICAN AMERICAN ALONE HOUSEHOLDER) [31] - Universe: Households with a householder who is Black or African American alone; P146I. HOUSEHOLDS BY AGE OF HOUSEHOLDER BY HOUSEHOLD TYPE (INCLUDING LIVING ALONE) BY PRESENCE OF OWN CHILDREN UNDER 18 YEARS (WHITE ALONE, NOT HISPANIC OR LATINO HOUSEHOLDER) [31] - Universe: Households with a householder who is White alone, not Hispanic or Latino.

## SEX BY EDUCATIONAL ATTAINMENT FOR THE POPULATION 25 YEARS AND OVER

### Source data for Chart 3

|   | African American          | White, Not Hispanic       |
|---|---------------------------|---------------------------|
|   | Brewster County,<br>Texas | Brewster County,<br>Texas |
| Total:                                      | 25                        | 3,297                     |
| Male:                                       | 25                        | 1,602                     |
| Less than 9th grade                         | 0                         | 46                        |
| 9th to 12th grade, no diploma               | 0                         | 107                       |
| High school graduate (includes equivalency) | 0                         | 274                       |
| Some college, no degree                     | 14                        | 499                       |
| Associate degree                            | 0                         | 51                        |
| Bachelor's degree                           | 0                         | 370                       |
| Graduate or professional degree             | 11                        | 255                       |
| Female:                                     | 0                         | 1,695                     |
| Less than 9th grade                         | 0                         | 35                        |
| 9th to 12th grade, no diploma               | 0                         | 90                        |
| High school graduate (includes equivalency) | 0                         | 374                       |
| Some college, no degree                     | 0                         | 501                       |
| Associate degree                            | 0                         | 103                       |
| Bachelor's degree                           | 0                         | 401                       |
| Graduate or professional degree             | 0                         | 191                       |

Source: Data Set: Census 2000 Summary File 3 (SF 3) - Sample Data -- P148B. SEX BY EDUCATIONAL ATTAINMENT FOR THE POPULATION 25 YEARS AND OVER (BLACK OR AFRICAN AMERICAN ALONE) [17] - Universe: Black or African American alone 25 years and over; P148I. SEX BY EDUCATIONAL ATTAINMENT FOR THE POPULATION 25 YEARS AND OVER (WHITE ALONE, NOT HISPANIC OR LATINO) [17] - Universe: White alone, not Hispanic or Latino population 25 years and over.

## SEX BY EMPLOYMENT STATUS FOR THE POPULATION 16 YEARS AND OVER

Source data for Charts 4 and 5

|                    | African American          | White, Not Hispanic       |
|--------------------|---------------------------|---------------------------|
|                    | Brewster County,<br>Texas | Brewster County,<br>Texas |
| Total:             | 82                        | 4,106                     |
| Male:              | 74                        | 2,040                     |
| In labor force:    | 58                        | 1,338                     |
| In Armed Forces    | 0                         | 0                         |
| Civilian:          | 58                        | 1,338                     |
| Employed           | 42                        | 1,234                     |
| Unemployed         | 16                        | 104                       |
| Not in labor force | 16                        | 702                       |
| Female:            | 8                         | 2,066                     |
| In labor force:    | 8                         | 1,256                     |
| In Armed Forces    | 0                         | 0                         |
| Civilian:          | 8                         | 1,256                     |
| Employed           | 0                         | 1,148                     |
| Unemployed         | 8                         | 108                       |
| Not in labor force | 0                         | 810                       |

*Source: Data Set: Census 2000 Summary File 3 (SF 3) - Sample Data -- P150B. SEX BY EMPLOYMENT STATUS FOR THE POPULATION 16 YEARS AND OVER (BLACK OR AFRICAN AMERICAN ALONE) [15] - Universe: Black or African American alone 16 years and over; P150I. SEX BY EMPLOYMENT STATUS FOR THE POPULATION 16 YEARS AND OVER (WHITE ALONE, NOT HISPANIC OR LATINO) [15] - Universe: White alone, not Hispanic or Latino population 16 years and over.*

## HOUSEHOLD INCOME IN 1999

### Source data for Chart 6

|                        | African American          | White, Not Hispanic       |
|------------------------|---------------------------|---------------------------|
|                        | Brewster County,<br>Texas | Brewster County,<br>Texas |
| Total:                 | 34                        | 2,283                     |
| Less than \$10,000     | 5                         | 351                       |
| \$10,000 to \$14,999   | 0                         | 201                       |
| \$15,000 to \$19,999   | 0                         | 165                       |
| \$20,000 to \$24,999   | 14                        | 215                       |
| \$25,000 to \$29,999   | 4                         | 187                       |
| \$30,000 to \$34,999   | 0                         | 177                       |
| \$35,000 to \$39,999   | 0                         | 159                       |
| \$40,000 to \$44,999   | 0                         | 85                        |
| \$45,000 to \$49,999   | 0                         | 65                        |
| \$50,000 to \$59,999   | 0                         | 238                       |
| \$60,000 to \$74,999   | 11                        | 167                       |
| \$75,000 to \$99,999   | 0                         | 150                       |
| \$100,000 to \$124,999 | 0                         | 45                        |
| \$125,000 to \$149,999 | 0                         | 50                        |
| \$150,000 to \$199,999 | 0                         | 7                         |
| \$200,000 or more      | 0                         | 21                        |

Source: Data Set: Census 2000 Summary File 3 (SF 3) - Sample Data -- P151B. HOUSEHOLD INCOME IN 1999 (BLACK OR AFRICAN AMERICAN ALONE HOUSEHOLDER) [17] - Universe: Households with a householder who is Black or African American alone; P151I. HOUSEHOLD INCOME IN 1999 (WHITE ALONE, NOT HISPANIC OR LATINO HOUSEHOLDER) [17] - Universe: Households with a householder who is White alone, not Hispanic or Latino.



## MEDIAN FAMILY INCOME IN 1999

### Source data for Chart 7

|                              | African American          | White, Not Hispanic       |
|------------------------------|---------------------------|---------------------------|
|                              | Brewster County,<br>Texas | Brewster County,<br>Texas |
| Median family income in 1999 | \$ 24,531                 | \$ 46,771                 |

*Source: Data Set: Census 2000 Summary File 3 (SF 3) - Sample Data -- P155B. MEDIAN FAMILY INCOME IN 1999 (DOLLARS) (BLACK OR AFRICAN AMERICAN ALONE HOUSEHOLDER) [1] - Universe: Families with a householder who is Black or African American alone ; P155I. MEDIAN FAMILY INCOME IN 1999 (DOLLARS) (WHITE ALONE, NOT HISPANIC OR LATINO HOUSEHOLDER) [1] - Universe: Families with a householder who is White alone, not Hispanic or Latino.*

## PER CAPITA INCOME IN 1999

### Source data for Chart 8

|                           | African American          | White, Not Hispanic       |
|---------------------------|---------------------------|---------------------------|
|                           | Brewster County,<br>Texas | Brewster County,<br>Texas |
| Per capita income in 1999 | \$ 9,515                  | \$ 19,574                 |

*Source: Data Set: Census 2000 Summary File 3 (SF 3) - Sample Data -- P157B. PER CAPITA INCOME IN 1999 (DOLLARS) (BLACK OR AFRICAN AMERICAN ALONE) [1] - Universe: Black or African American alone; P157I. PER CAPITA INCOME IN 1999 (DOLLARS) (WHITE ALONE, NOT HISPANIC OR LATINO) [1] - Universe: White alone, not Hispanic or Latino population.*

## POVERTY STATUS IN 1999 BY AGE

### Source data for Chart 9

|   | African American          | White, Not Hispanic       |
|---|---------------------------|---------------------------|
|   | Brewster County,<br>Texas | Brewster County,<br>Texas |
| Total:                                    | 58                        | 4,528                     |
| Income in 1999 below poverty level:       | 23                        | 566                       |
| Under 5 years                             | 0                         | 26                        |
| 5 years                                   | 0                         | 0                         |
| 6 to 11 years                             | 0                         | 33                        |
| 12 to 17 years                            | 0                         | 26                        |
| 18 to 64 years                            | 23                        | 451                       |
| 65 to 74 years                            | 0                         | 24                        |
| 75 years and over                         | 0                         | 6                         |
| Income in 1999 at or above poverty level: | 35                        | 3,962                     |
| Under 5 years                             | 0                         | 129                       |
| 5 years                                   | 0                         | 59                        |
| 6 to 11 years                             | 0                         | 242                       |
| 12 to 17 years                            | 0                         | 256                       |
| 18 to 64 years                            | 35                        | 2,465                     |
| 65 to 74 years                            | 0                         | 483                       |
| 75 years and over                         | 0                         | 328                       |

Source: Data Set: Census 2000 Summary File 3 (SF 3) - Sample Data -- P159B. POVERTY STATUS IN 1999 BY AGE (BLACK OR AFRICAN AMERICAN ALONE) [17] - Universe: Black or African American alone for whom poverty status is determined;P159I. POVERTY STATUS IN 1999 BY AGE (WHITE ALONE, NOT HISPANIC OR LATINO) [17] - Universe: White alone, not Hispanic or Latino population for whom poverty status is determined.

## MEDIAN EARNINGS IN 1999

**Source data for Chart 10**

|   | African American          | White, Not Hispanic       |
|---|---------------------------|---------------------------|
|   | Brewster County,<br>Texas | Brewster County,<br>Texas |
| Median earnings in 1999 --              |                           |                           |
| Worked full-time, year-round in 1999 -- |                           |                           |
| Total                                   | \$ 36,250                 | \$ 28,264                 |
| Male                                    | \$ 36,250                 | \$ 30,464                 |
| Female                                  | \$ -                      | \$ 24,184                 |
| Other --                                |                           |                           |
| Total                                   | \$ 3,750                  | \$ 6,475                  |
| Male                                    | \$ 2,500                  | \$ 6,540                  |
| Female                                  | \$ 11,250                 | \$ 6,392                  |

Source: Data Set: Census 2000 Summary File 3 (SF 3) - Sample Data -- PCT74B. MEDIAN EARNINGS IN 1999 (DOLLARS) BY WORK EXPERIENCE IN 1999 BY SEX FOR THE POPULATION 16 YEARS AND OVER WITH EARNINGS (BLACK OR AFRICAN AMERICAN ALONE) [6] - Universe: Black or African American alone 16 years and over with earnings in 1999; PCT74I. MEDIAN EARNINGS IN 1999 (DOLLARS) BY WORK EXPERIENCE IN 1999 BY SEX FOR THE POPULATION 16 YEARS AND OVER WITH EARNINGS (WHITE ALONE, NOT HISPANIC OR LATINO) [6] - Universe: White alone, not Hispanic or Latino population 16 years and over with earnings in 1999.

## TENURE BY RACE OF HOUSEHOLDER

### Source data for Chart 11

|   | <b>Brewster County,<br/>Texas</b> |
|---|-----------------------------------|
| Total:  | 3,669                             |
| Owner occupied:   | 2,180                             |
| Householder who is White alone                                      | 1,929                             |
| <b>Householder who is Black or African American alone</b>           | 9                                 |
| Householder who is American Indian and Alaska Native alone          | 8                                 |
| Householder who is Asian alone                                      | 5                                 |
| Householder who is Native Hawaiian and Other Pacific Islander alone | 0                                 |
| Householder who is Some other race alone                            | 201                               |
| Householder who is Two or more races                                | 28                                |
| Renter occupied:  | 1,489                             |
| Householder who is White alone                                      | 1,225                             |
| <b>Householder who is Black or African American alone</b>           | 20                                |
| Householder who is American Indian and Alaska Native alone          | 24                                |
| Householder who is Asian alone                                      | 4                                 |
| Householder who is Native Hawaiian and Other Pacific Islander alone | 0                                 |
| Householder who is Some other race alone                            | 157                               |
| Householder who is Two or more races                                | 59                                |

### White alone, not Hispanic

### White, Not Hispanic

|                 |  | <b>Brewster County,<br/>Texas</b> |
|-----------------|--|-----------------------------------|
| Total:          |  | 2,273                             |
| Owner occupied  |  | 1,396                             |
| Renter occupied |  | 877                               |

Source: Data Set: Census 2000 Summary File 3 (SF 3) - Sample Data -- H11. TENURE BY RACE OF HOUSEHOLDER [17] - Universe: Occupied housing units; H13. TENURE (WHITE ALONE, NOT HISPANIC OR LATINO HOUSEHOLDER) [3] - Universe: Occupied housing units with a householder who is White alone, not Hispanic or Latino.

## OCCUPANTS PER ROOM

### Source data for Chart 12

|                                 | African American          | White, Not Hispanic       |
|---------------------------------|---------------------------|---------------------------|
|                                 | Brewster County,<br>Texas | Brewster County,<br>Texas |
| Total:                          | 29                        | 2,273                     |
| 1.00 or less occupants per room | 29                        | 2,234                     |
| 1.01 or more occupants per room | 0                         | 39                        |

Source: Data Set: Census 2000 Summary File 3 (SF 3) - Sample Data -- HCT29B. OCCUPANTS PER ROOM (BLACK OR AFRICAN AMERICAN ALONE HOUSEHOLDER) [3] - Universe: Occupied housing units with a householder who is Black or African American alone; HCT29I. OCCUPANTS PER ROOM (WHITE ALONE, NOT HISPANIC OR LATINO HOUSEHOLDER) [3] - Universe: Occupied housing units with a householder who is White alone, not Hispanic or Latino.

## TELEPHONE SERVICE AVAILABLE

### Source data for Chart 13

|                                  | African American          | White, Not Hispanic       |
|----------------------------------|---------------------------|---------------------------|
|                                  | Brewster County,<br>Texas | Brewster County,<br>Texas |
| Total:                           | 29                        | 2,273                     |
| With telephone service available | 29                        | 2,122                     |
| No telephone service available   | 0                         | 151                       |

Source: Data Set: Census 2000 Summary File 3 (SF 3) - Sample Data -- HCT32B. TELEPHONE SERVICE AVAILABLE (BLACK OR AFRICAN AMERICAN ALONE HOUSEHOLDER) [3] - Universe: Occupied housing units with a householder who is Black or African American alone; HCT32I. TELEPHONE SERVICE AVAILABLE (WHITE ALONE, NOT HISPANIC OR LATINO HOUSEHOLDER) [3] - Universe: Occupied housing units with a householder who is White alone, not Hispanic or Latino.

## VEHICLES AVAILABLE

### Source data for Chart 14

|                              | African American          | White, Not Hispanic       |
|------------------------------|---------------------------|---------------------------|
|                              | Brewster County,<br>Texas | Brewster County,<br>Texas |
| Total:                       | 29                        | 2,273                     |
| No vehicle available         | 5                         | 76                        |
| 1 or more vehicles available | 24                        | 2,197                     |

Source: Data Set: Census 2000 Summary File 3 (SF 3) - Sample Data -- HCT33B. VEHICLES AVAILABLE (BLACK OR AFRICAN AMERICAN ALONE HOUSEHOLDER) [3] - Universe: Occupied housing units with a householder who is Black or African American alone;; HCT33I. VEHICLES AVAILABLE (WHITE ALONE, NOT HISPANIC OR LATINO HOUSEHOLDER) [3] - Universe: Occupied housing units with a householder who is White alone, not Hispanic or Latino.

## PLUMBING FACILITIES

### Source data for Chart 15

|                                      | African American          | White, Not Hispanic       |
|--------------------------------------|---------------------------|---------------------------|
|                                      | Brewster County,<br>Texas | Brewster County,<br>Texas |
| Total:                               | 29                        | 2,273                     |
| Complete plumbing facilities         | 29                        | 2,240                     |
| Lacking complete plumbing facilities | 0                         | 33                        |

Source: Data Set: Census 2000 Summary File 3 (SF 3) - Sample Data -- HCT34B. PLUMBING FACILITIES (BLACK OR AFRICAN AMERICAN ALONE HOUSEHOLDER) [3] - Universe: Occupied housing units with a householder who is Black or African American alone; HCT34I. PLUMBING FACILITIES (WHITE ALONE, NOT HISPANIC OR LATINO HOUSEHOLDER) [3] - Universe: Occupied housing units with a householder who is White alone, not Hispanic or Latino.

## GROSS RENT AS A PERCENTAGE OF HOUSEHOLD INCOME IN 1999

### Source data for Chart 16

|                      | African American          | White, Not Hispanic       |
|----------------------|---------------------------|---------------------------|
|                      | Brewster County,<br>Texas | Brewster County,<br>Texas |
| Total:               | 20                        | 846                       |
| Less than 10 percent | 0                         | 118                       |
| 10 to 14 percent     | 0                         | 74                        |
| 15 to 19 percent     | 15                        | 124                       |
| 20 to 24 percent     | 0                         | 81                        |
| 25 to 29 percent     | 0                         | 64                        |
| 30 to 34 percent     | 0                         | 28                        |
| 35 to 39 percent     | 0                         | 36                        |
| 40 to 49 percent     | 0                         | 63                        |
| 50 percent or more   | 5                         | 146                       |
| Not computed         | 0                         | 112                       |

Source: Data Set: Census 2000 Summary File 3 (SF 3) - Sample Data -- HCT39B. GROSS RENT AS A PERCENTAGE OF HOUSEHOLD INCOME IN 1999 (BLACK OR AFRICAN AMERICAN ALONE HOUSEHOLDER) [11] - Universe: Specified renter-occupied housing units with a householder who is Black or African American alone; HCT39I. GROSS RENT AS A PERCENTAGE OF HOUSEHOLD INCOME IN 1999 (WHITE ALONE, NOT HISPANIC OR LATINO HOUSEHOLDER) [11] - Universe: Specified renter-occupied housing units with a householder who is White alone, not Hispanic or Latino.

## MEDIAN GROSS RENT

### Source data for Chart 17

|                   | African American          | White, Not Hispanic       |
|-------------------|---------------------------|---------------------------|
|                   | Brewster County,<br>Texas | Brewster County,<br>Texas |
| Median gross rent | \$ 370                    | \$ 376                    |

Source: Data Set: Census 2000 Summary File 3 (SF 3) - Sample Data -- HCT37B. MEDIAN GROSS RENT (DOLLARS) (BLACK OR AFRICAN AMERICAN ALONE HOUSEHOLDER) [1] - Universe: Specified renter-occupied housing units paying cash rent with a householder who is Black or African American alone; HCT37I. MEDIAN GROSS RENT (DOLLARS) (WHITE ALONE, NOT HISPANIC OR LATINO HOUSEHOLDER) [1] - Universe: Specified renter-occupied housing units paying cash rent with a householder who is White alone, not Hispanic or Latino.

## MEDIAN HOME VALUE

### Source data for Chart 18

|              | African American          | White, Not Hispanic       |
|--------------|---------------------------|---------------------------|
|              | Brewster County,<br>Texas | Brewster County,<br>Texas |
| Median value | \$ 85,000                 | \$ 85,000                 |

Source: Data Set: Census 2000 Summary File 3 (SF 3) - Sample Data -- HCT42B. MEDIAN VALUE (DOLLARS) (BLACK OR AFRICAN AMERICAN ALONE HOUSEHOLDER) [1] - Universe: Specified owner-occupied housing units with a householder who is Black or African American alone; HCT42I. MEDIAN VALUE (DOLLARS) (WHITE ALONE, NOT HISPANIC OR LATINO HOUSEHOLDER) [1] - Universe: Specified owner-occupied housing units with a householder who is White alone, not Hispanic or Latino.