

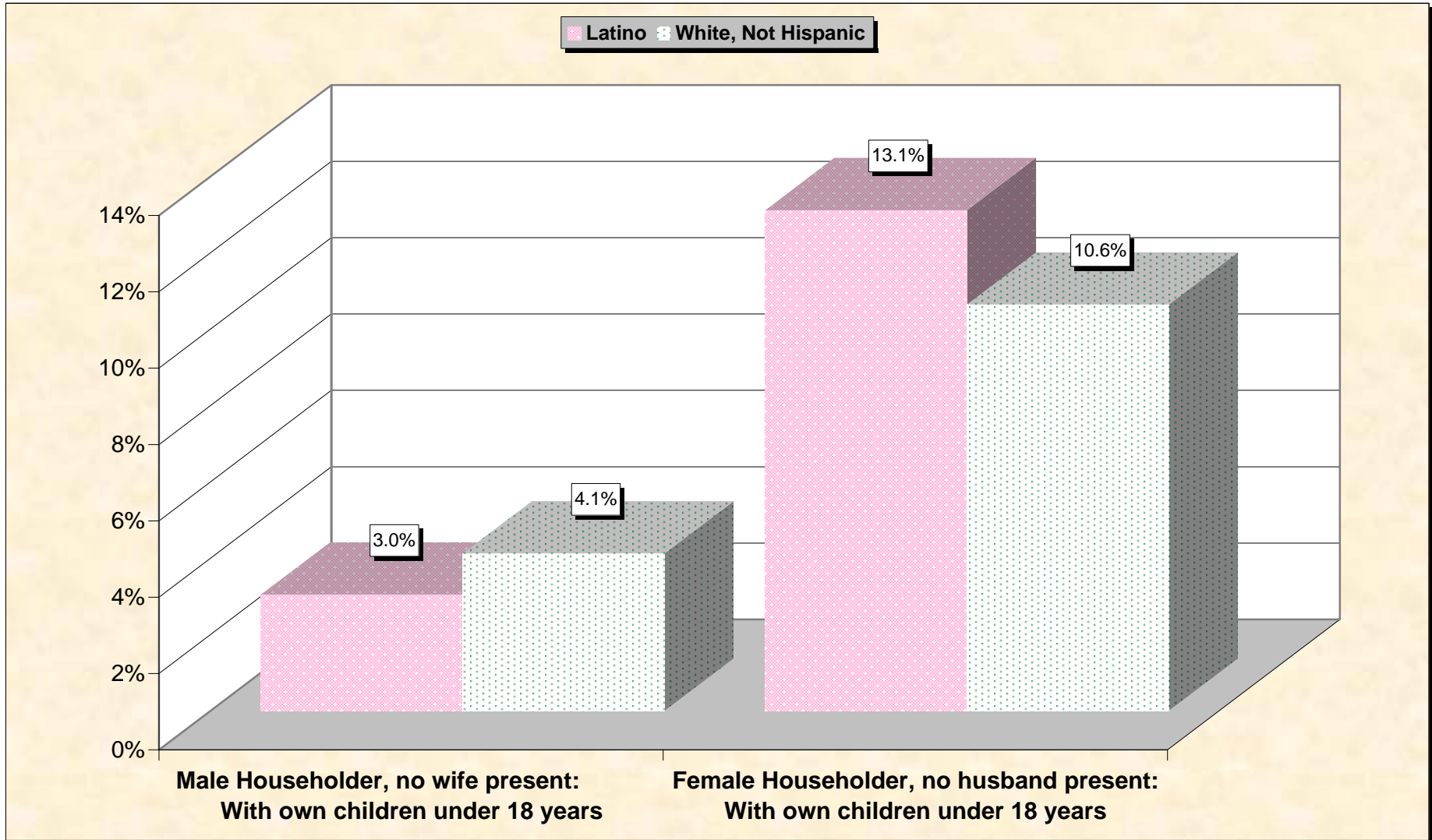
Selected Socio-Economic Data

Vermont

Latino and White, Not Hispanic

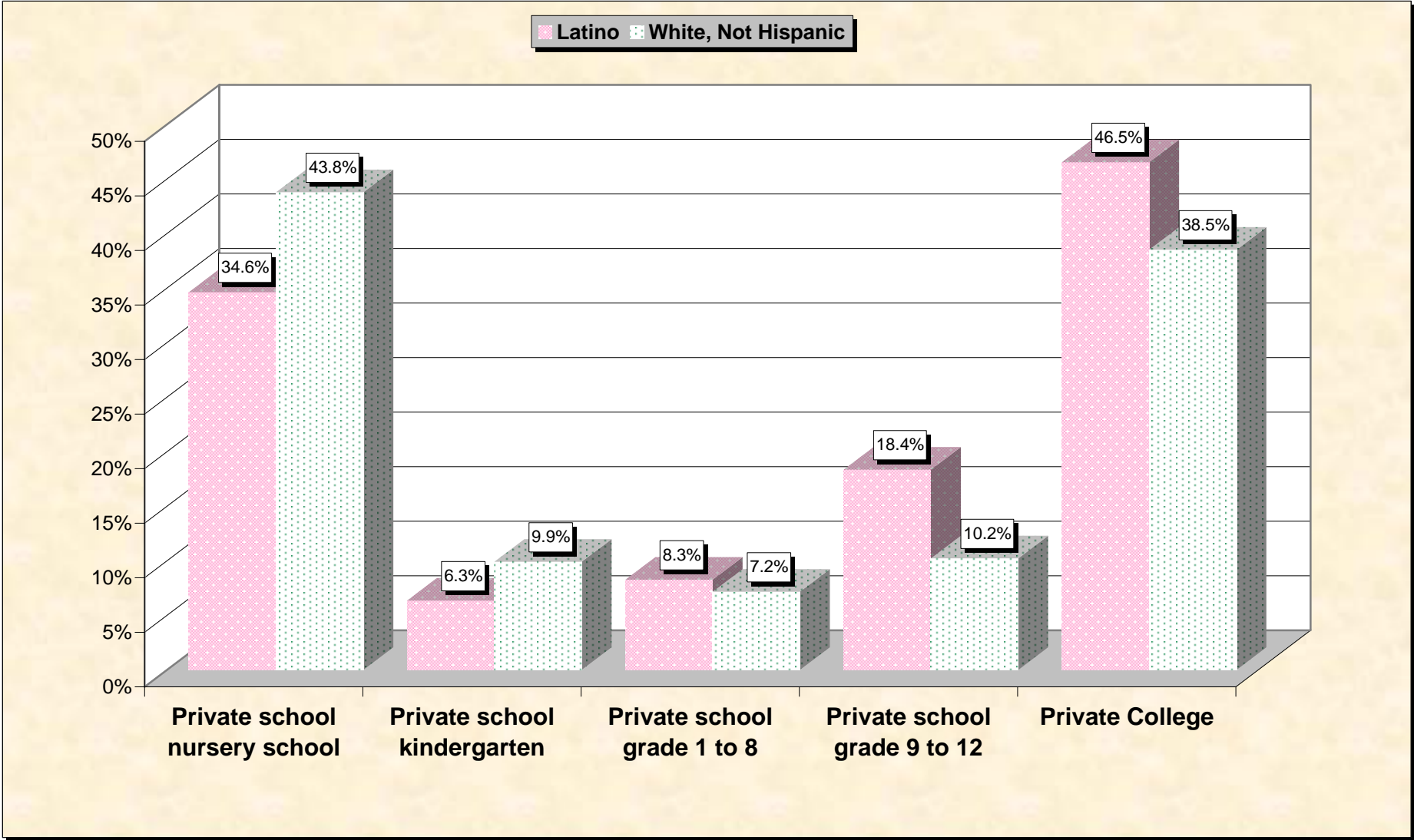
Data Set: Census 2000 Summary File 3 (SF 3) - Sample Data

Chart 1 -- Single-Parent Family Households (Householder 15 to 64 years) Vermont



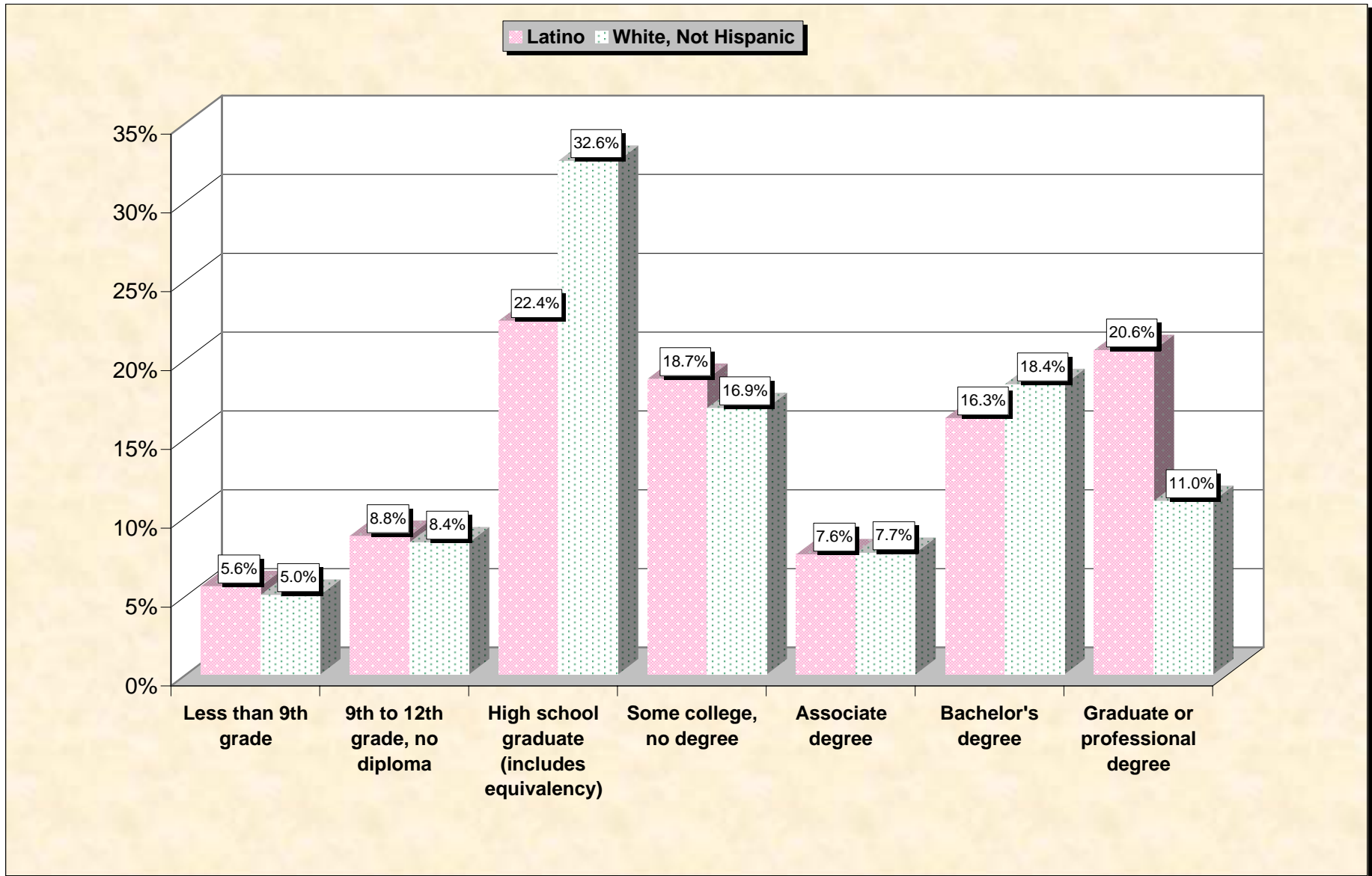
Source: Data Set: Census 2000 Summary File 3 (SF 3) - Sample Data - P146H. HOUSEHOLDS BY AGE OF HOUSEHOLDER BY HOUSEHOLD TYPE (INCLUDING LIVING ALONE) BY PRESENCE OF OWN CHILDREN UNDER 18 YEARS (HISPANIC OR LATINO HOUSEHOLDER) [31] - Universe: Households with a householder who is Hispanic or Latino; P146I. HOUSEHOLDS BY AGE OF HOUSEHOLDER BY HOUSEHOLD TYPE (INCLUDING LIVING ALONE) BY PRESENCE OF OWN CHILDREN UNDER 18 YEARS (WHITE ALONE, NOT HISPANIC OR LATINO HOUSEHOLDER) [31] - Universe: Households with a householder who is White alone, not Hispanic or Latino.

Chart 2 -- Private School Enrollment (3 years and over) Vermont



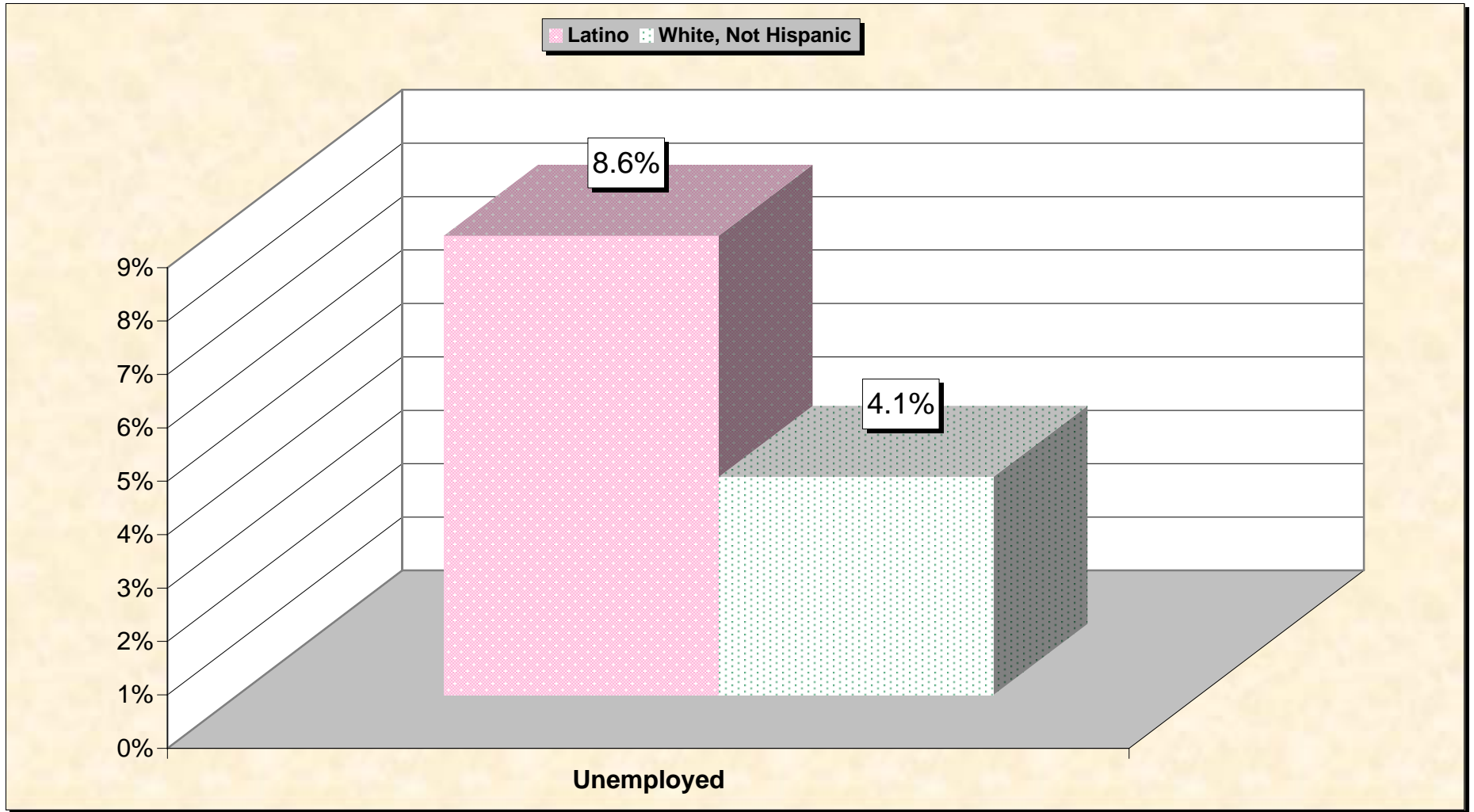
Source: Data Set: Census 2000 Summary File 3 (SF 3) - Sample Data -- P147H. SCHOOL ENROLLMENT BY LEVEL OF SCHOOL BY TYPE OF SCHOOL FOR THE POPULATION 3 YEARS AND OVER (HISPANIC OR LATINO) [17] - Universe: Hispanic or Latino population 3 years and over; P147I. SCHOOL ENROLLMENT BY LEVEL OF SCHOOL BY TYPE OF SCHOOL FOR THE POPULATION 3 YEARS AND OVER (WHITE ALONE, NOT HISPANIC OR LATINO) [17] - Universe: White alone, not Hispanic or Latino population 3 years and over.

Chart 3 -- Educational Attainment (25 years and over) Vermont



Source: Data Set: Census 2000 Summary File 3 (SF 3) - Sample Data -- P148H. SEX BY EDUCATIONAL ATTAINMENT FOR THE POPULATION 25 YEARS AND OVER (HISPANIC OR LATINO) [17] - Universe: Hispanic or Latino population 25 years and over; P148I. SEX BY EDUCATIONAL ATTAINMENT FOR THE POPULATION 25 YEARS AND OVER (WHITE ALONE, NOT HISPANIC OR LATINO) [17] - Universe: White alone, not Hispanic or Latino population 25 years and over.

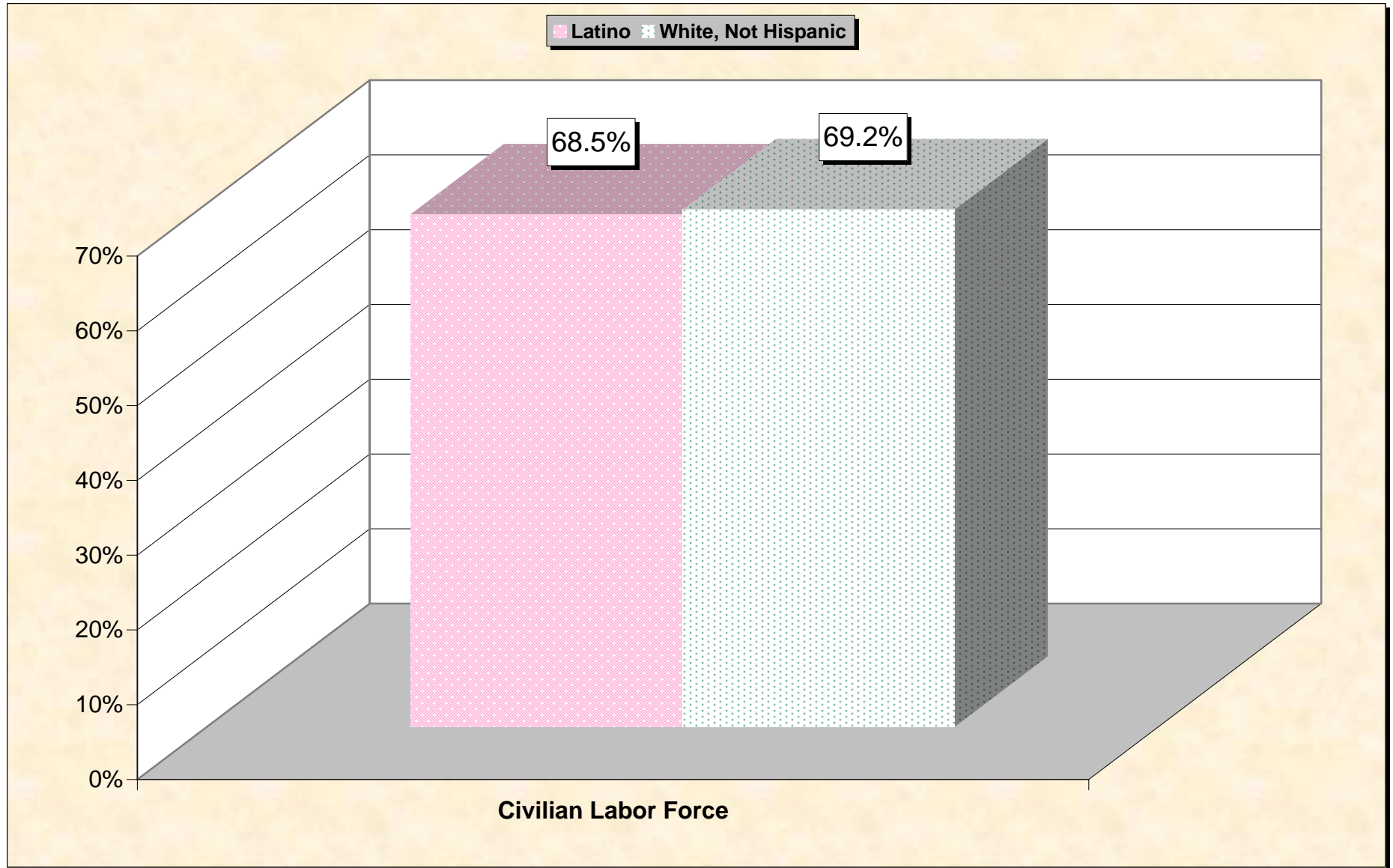
Chart 4 -- Unemployment Rate (Civilian Labor Force) Vermont



Note: Unemployment rate is defined as a percentage of the civilian labor force.

Source: Data Set: Census 2000 Summary File 3 (SF 3) - Sample Data -- P150H. SEX BY EMPLOYMENT STATUS FOR THE POPULATION 16 YEARS AND OVER (HISPANIC OR LATINO) [15] - Universe: Hispanic or Latino population 16 years and over; P150I. SEX BY EMPLOYMENT STATUS FOR THE POPULATION 16 YEARS AND OVER (WHITE ALONE, NOT HISPANIC OR LATINO) [15] - Universe: White alone, not Hispanic or Latino population 16 years and over

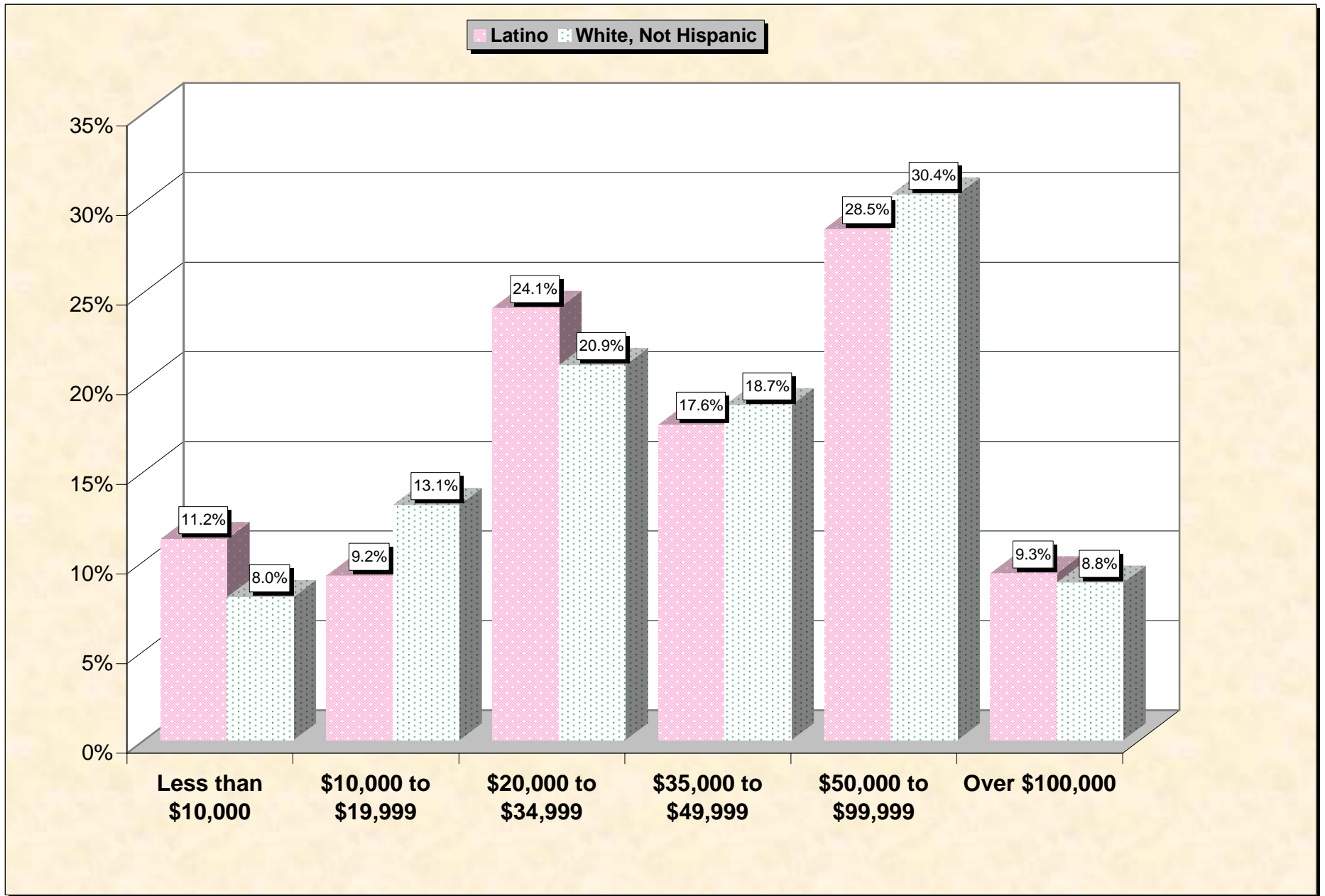
Chart 5 -- Labor Force Participation (Civilian Labor Force) Vermont



Note: Labor force participation rate is defined as a percentage of the civilian population over 16.

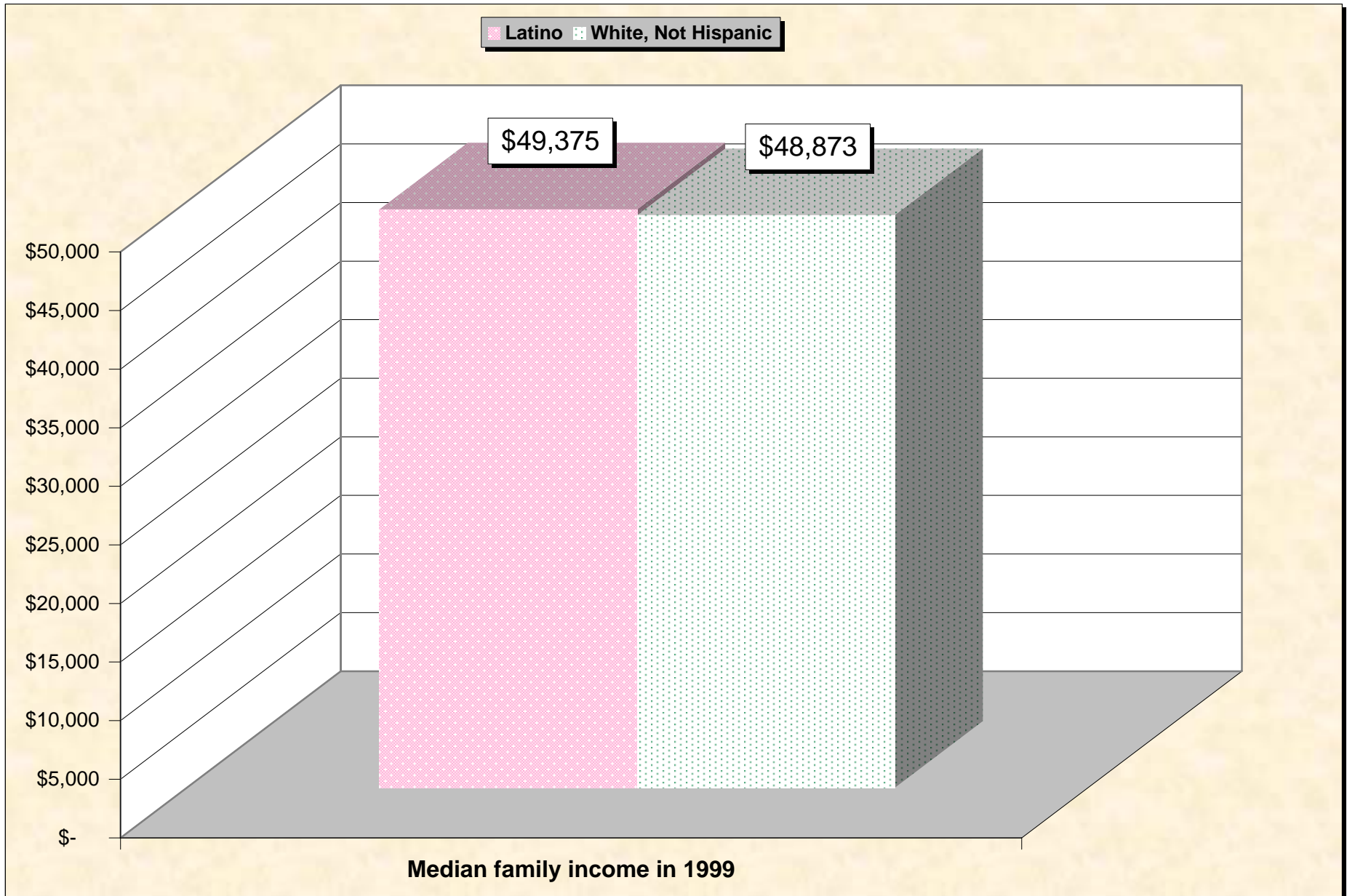
Source: Data Set: Census 2000 Summary File 3 (SF 3) - Sample Data -- P150H. SEX BY EMPLOYMENT STATUS FOR THE POPULATION 16 YEARS AND OVER (HISPANIC OR LATINO) [15] - Universe: Hispanic or Latino population 16 years and over; P150I. SEX BY EMPLOYMENT STATUS FOR THE POPULATION 16 YEARS AND OVER (WHITE ALONE, NOT HISPANIC OR LATINO) [15] - Universe: White alone, not Hispanic or Latino population 16 years and over

Chart 6 -- Household Income in 1999 Vermont



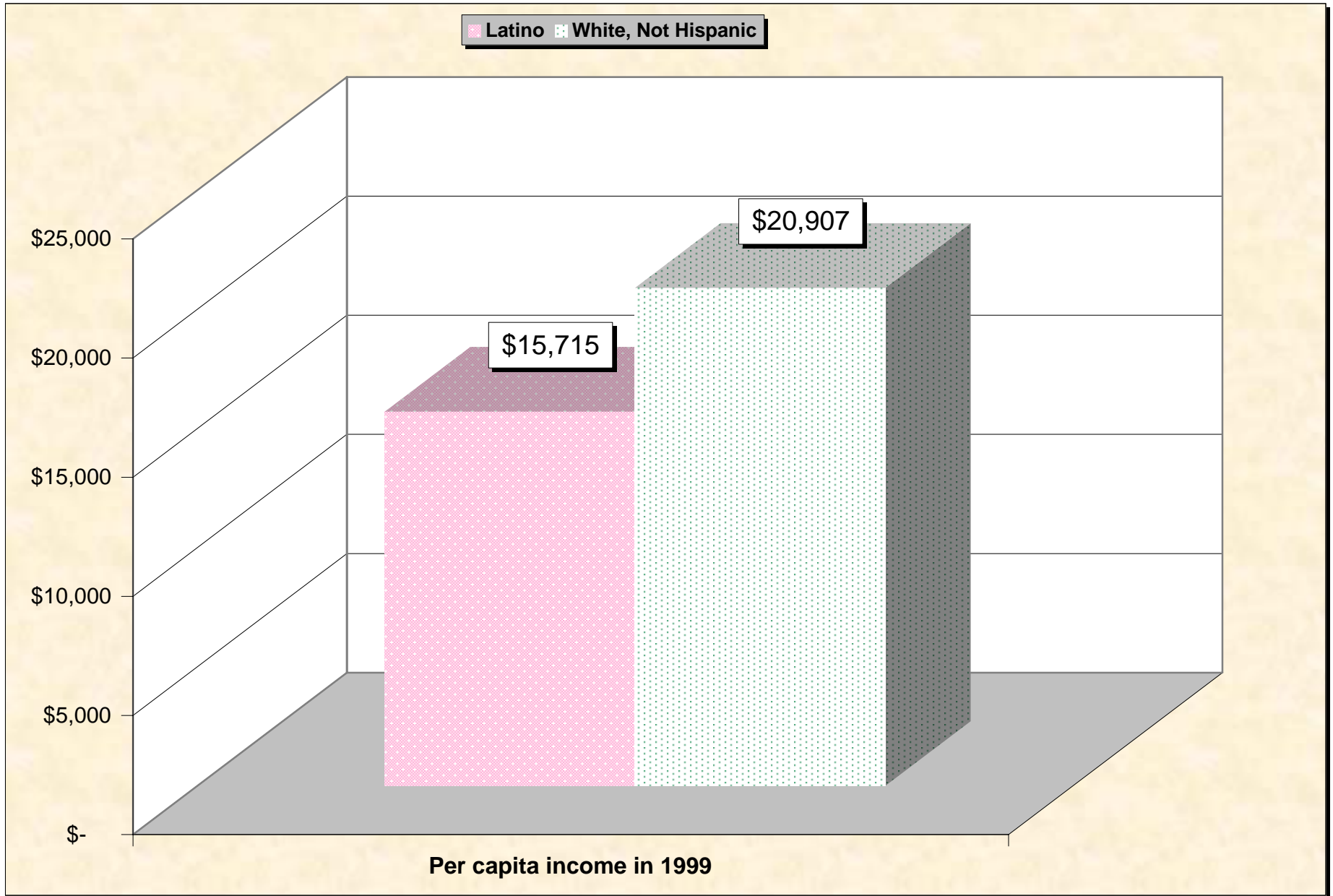
Source: Data Set: Census 2000 Summary File 3 (SF 3) - Sample Data -- P151H. HOUSEHOLD INCOME IN 1999 (HISPANIC OR LATINO HOUSEHOLDER) [17] - Universe: Households with a householder who is Hispanic or Latino; P151I. HOUSEHOLD INCOME IN 1999 (WHITE ALONE, NOT HISPANIC OR LATINO HOUSEHOLDER) [17] - Universe: Households with a householder who is White alone, not Hispanic or Latino

Chart 7 -- Median Family Income In 1999 Vermont



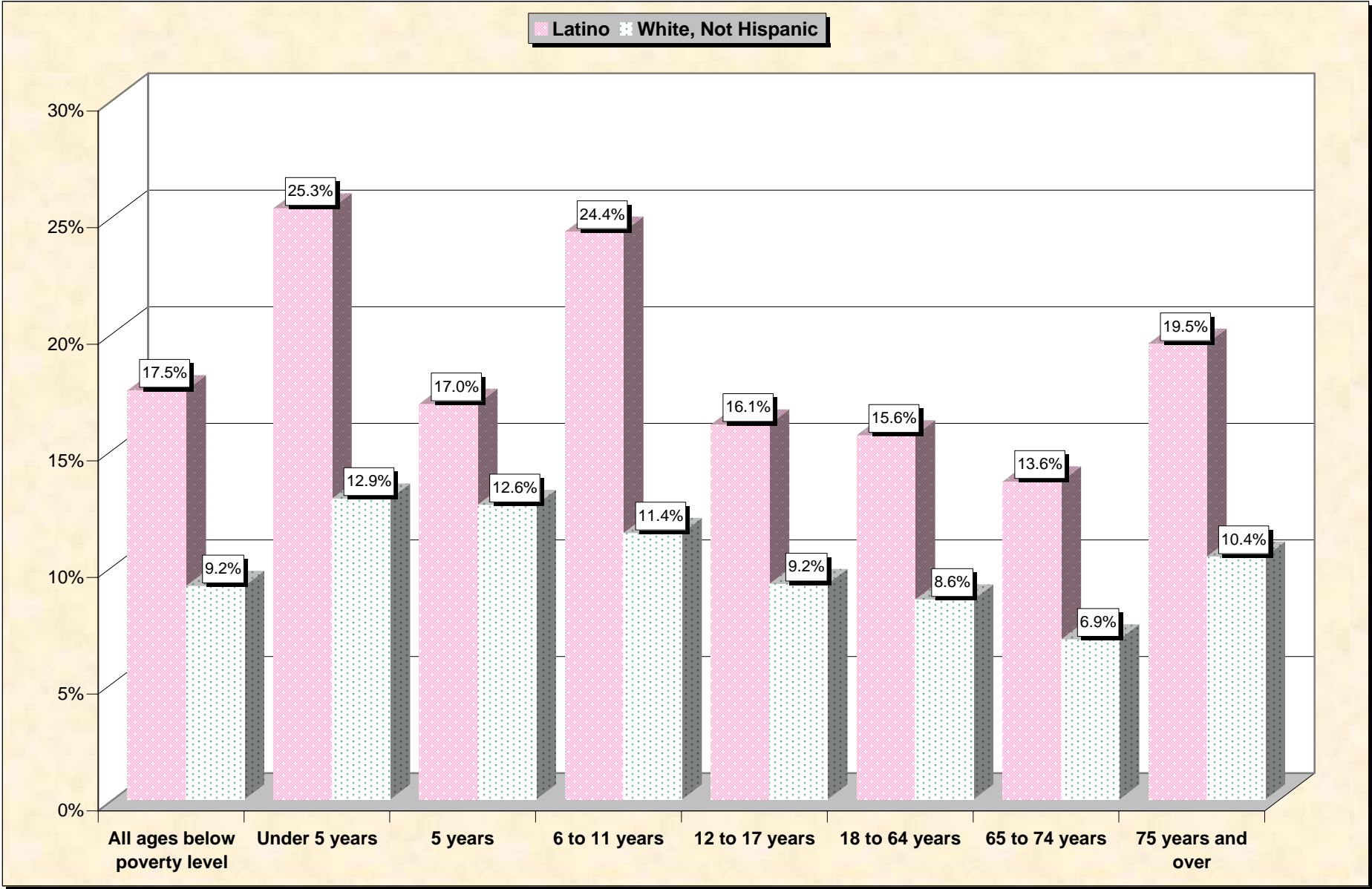
Source: Data Set: Census 2000 Summary File 3 (SF 3) - Sample Data -- P155H. MEDIAN FAMILY INCOME IN 1999 (DOLLARS) (HISPANIC OR LATINO HOUSEHOLDER) [1] - Universe: Families with a householder who is Hispanic or Latino ; P155I. MEDIAN FAMILY INCOME IN 1999 (DOLLARS) (WHITE ALONE, NOT HISPANIC OR LATINO HOUSEHOLDER) [1] - Universe: Families with a householder who is White alone, not Hispanic or Latino

Chart 8 -- Per Capita Income In 1999 Vermont



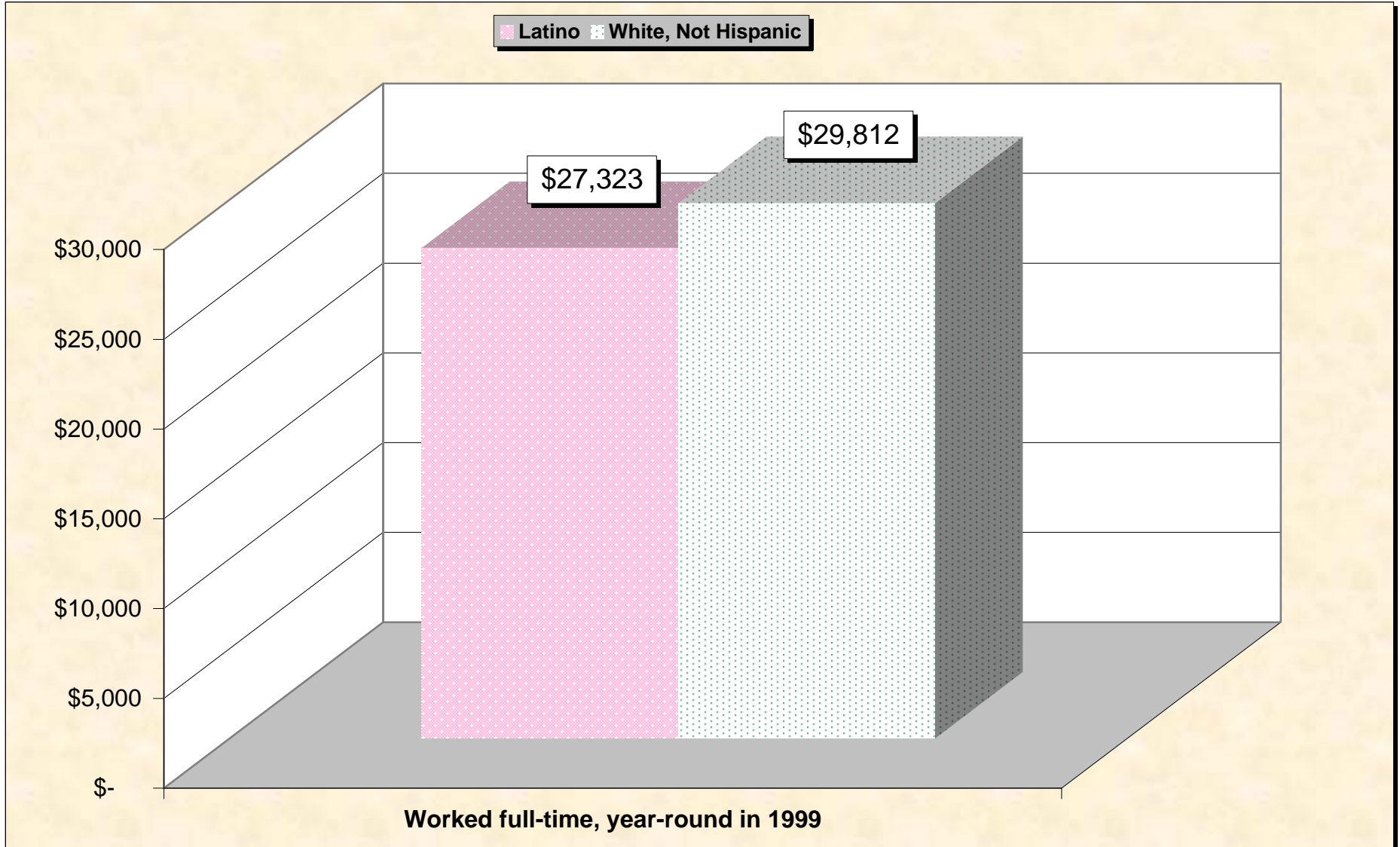
Source: Data Set: Census 2000 Summary File 3 (SF 3) - Sample Data -- P157H. PER CAPITA INCOME IN 1999 (DOLLARS) (HISPANIC OR LATINO) [1] - Universe: Hispanic or Latino population; P157I. PER CAPITA INCOME IN 1999 (DOLLARS) (WHITE ALONE, NOT HISPANIC OR LATINO) [1] - Universe: White alone, not Hispanic or Latino population

Chart 9 -- Income in 1999 Below Poverty Level by Age Vermont



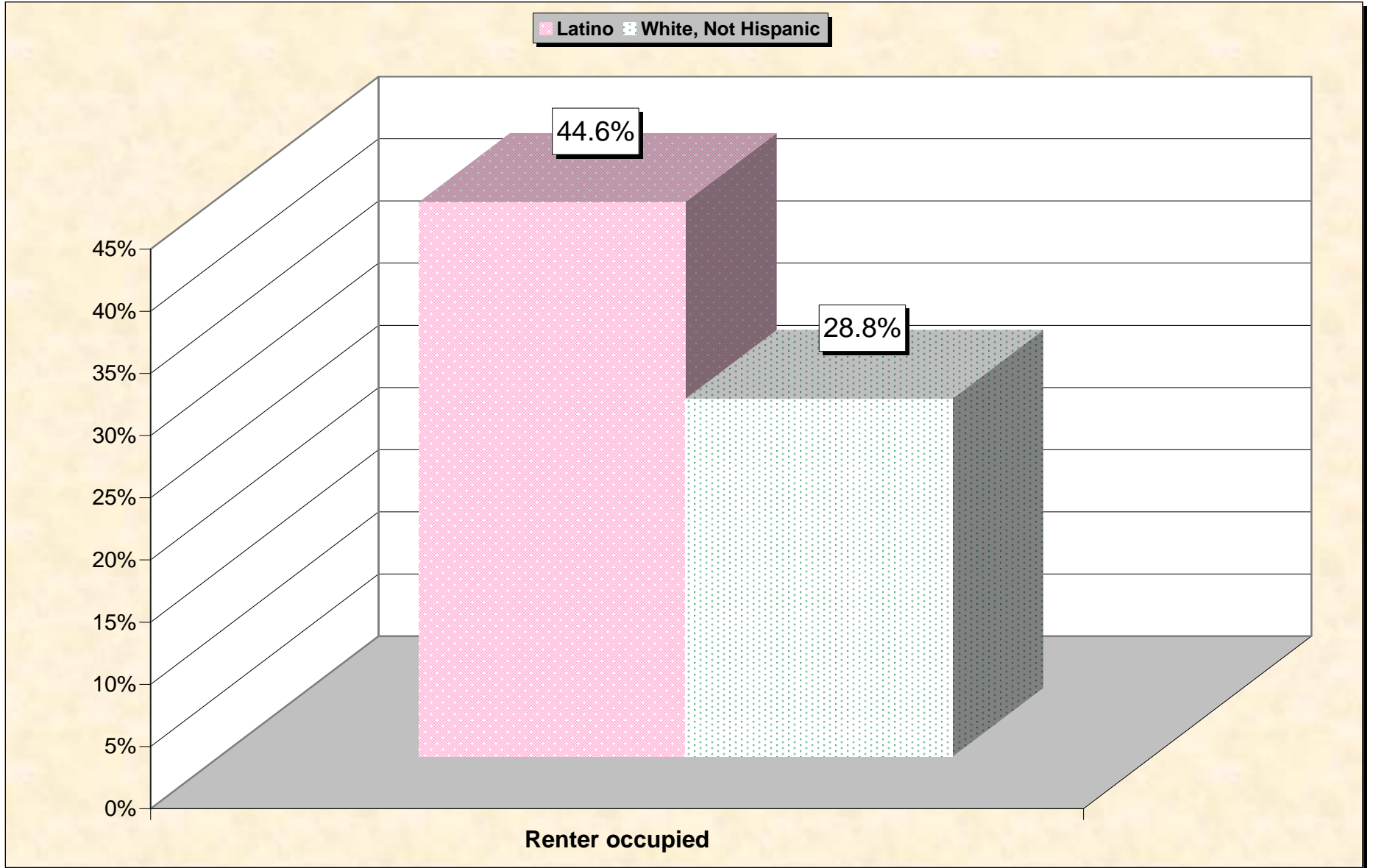
Source: Data Set: Census 2000 Summary File 3 (SF 3) - Sample Data -- P159H. POVERTY STATUS IN 1999 BY AGE (HISPANIC OR LATINO) [17] - Universe: Hispanic or Latino population for whom poverty status is determined; P159I. POVERTY STATUS IN 1999 BY AGE (WHITE ALONE, NOT HISPANIC OR LATINO) [17] - Universe: White alone, not Hispanic or Latino population for whom poverty status is determined.

Chart 10 -- Median Earnings in 1999 Vermont



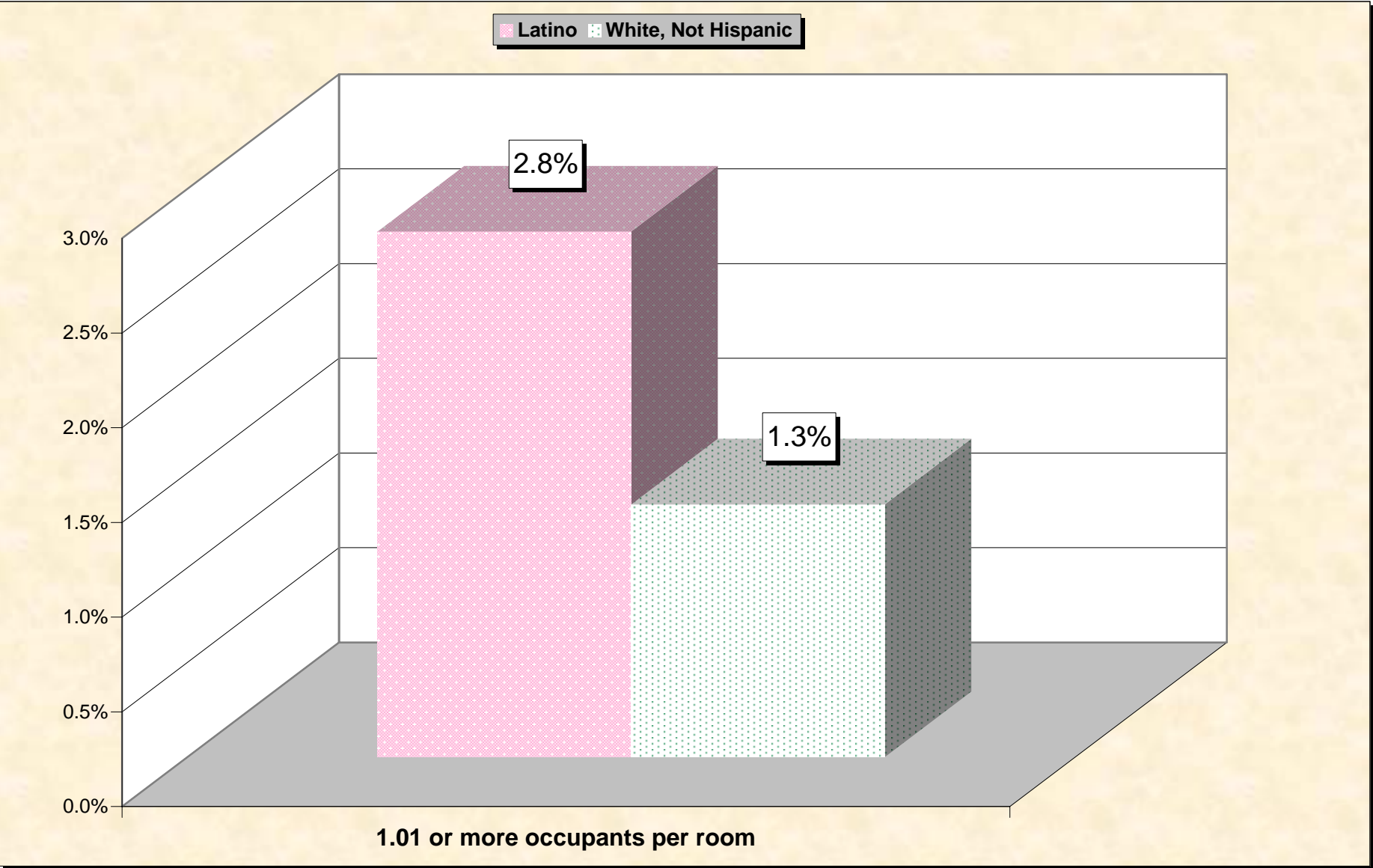
Source: Data Set: Census 2000 Summary File 3 (SF 3) - Sample Data -- PCT74H. MEDIAN EARNINGS IN 1999 (DOLLARS) BY WORK EXPERIENCE IN 1999 BY SEX FOR THE POPULATION 16 YEARS AND OVER WITH EARNINGS (HISPANIC OR LATINO) [6] - Universe: Hispanic or Latino population 16 years and over with earnings in 1999; PCT74I. MEDIAN EARNINGS IN 1999 (DOLLARS) BY WORK EXPERIENCE IN 1999 BY SEX FOR THE POPULATION 16 YEARS AND OVER WITH EARNINGS (WHITE ALONE, NOT HISPANIC OR LATINO) [6] - Universe: White alone, not Hispanic or Latino population 16 years and over with earnings in 1999

Chart 11 -- Renter-Occupied Housing Vermont



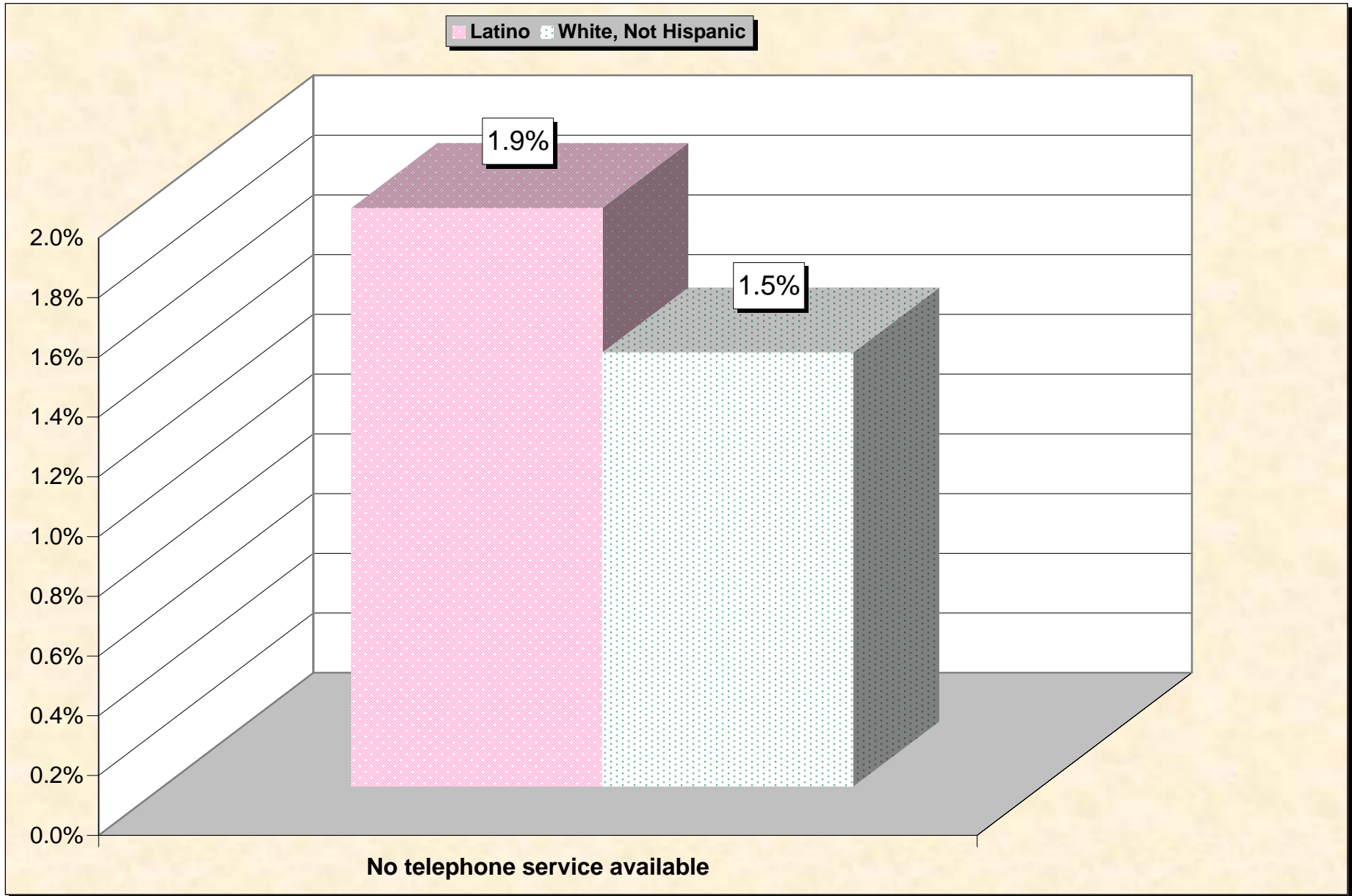
Source: Data Set: Census 2000 Summary File 3 (SF 3) - Sample Data -- H12. TENURE (HISPANIC OR LATINO HOUSEHOLDER) [3] - Universe: Occupied housing units with a householder who is Hispanic or Latino; H13. TENURE (WHITE ALONE, NOT HISPANIC OR LATINO HOUSEHOLDER) [3] - Universe: Occupied housing units with a householder who is White alone, not Hispanic or Latino.

Chart 12 -- Occupants Per Room (Crowding) by Household Vermont



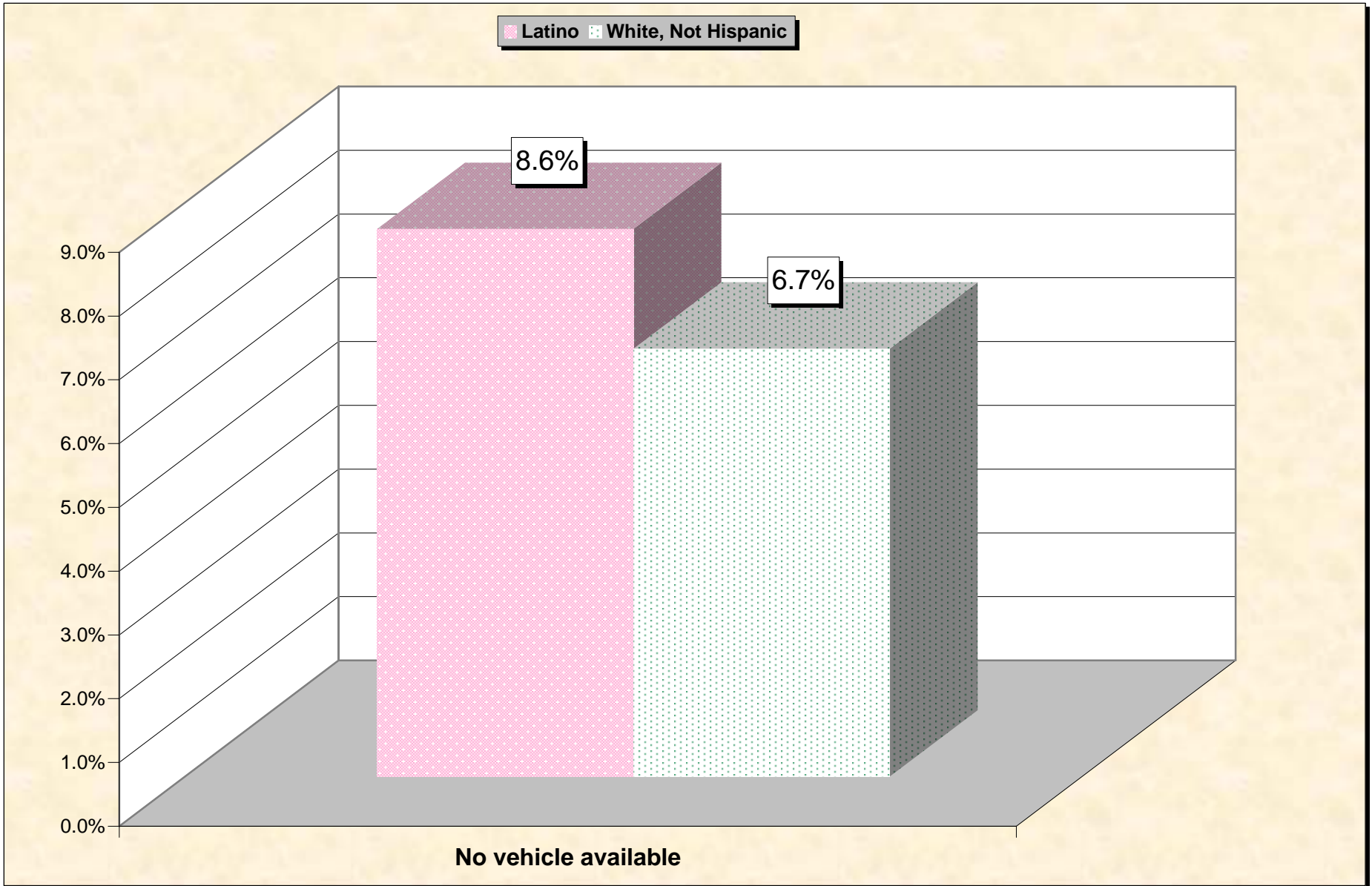
Source: Data Set: Census 2000 Summary File 3 (SF 3) - Sample Data -- HCT29H. OCCUPANTS PER ROOM (HISPANIC OR LATINO HOUSEHOLDER) [3] - Universe: Occupied housing units with a householder who is Hispanic or Latino; HCT29I. OCCUPANTS PER ROOM (WHITE ALONE, NOT HISPANIC OR LATINO HOUSEHOLDER) [3] - Universe: Occupied housing units with a householder who is White alone, not Hispanic or Latino

Chart 13 -- Lack of Telephone Service by Household Vermont



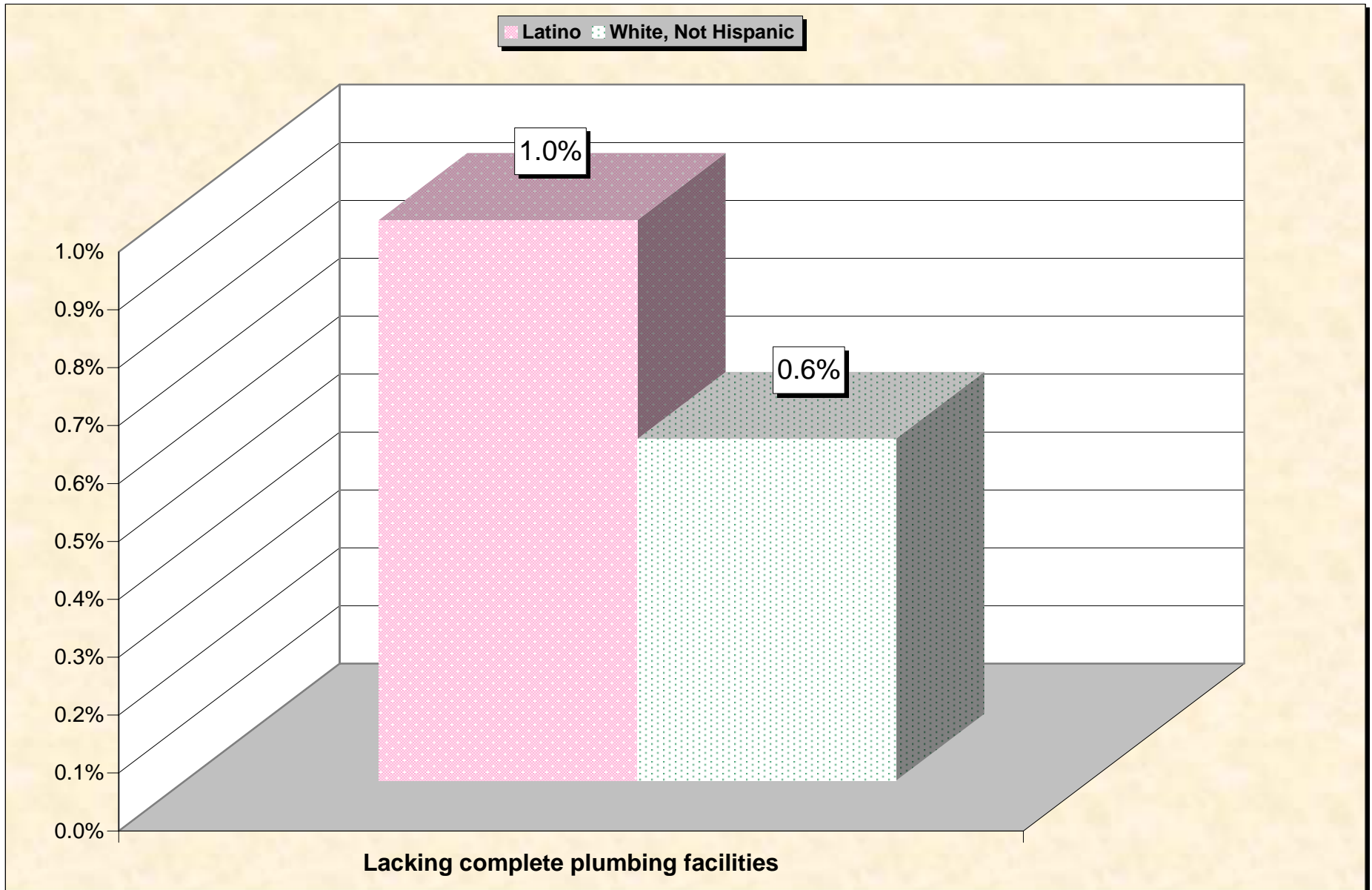
Source: Data Set: Census 2000 Summary File 3 (SF 3) - Sample Data -- HCT32H. TELEPHONE SERVICE AVAILABLE (HISPANIC OR LATINO HOUSEHOLDER) [3] - Universe: Occupied housing units with a householder who is Hispanic or Latino; HCT32I. TELEPHONE SERVICE AVAILABLE (WHITE ALONE, NOT HISPANIC OR LATINO HOUSEHOLDER) [3] - Universe: Occupied housing units with a householder who is White alone, not Hispanic or Latino

Chart 14 -- Lack of Vehicle By Household Vermont



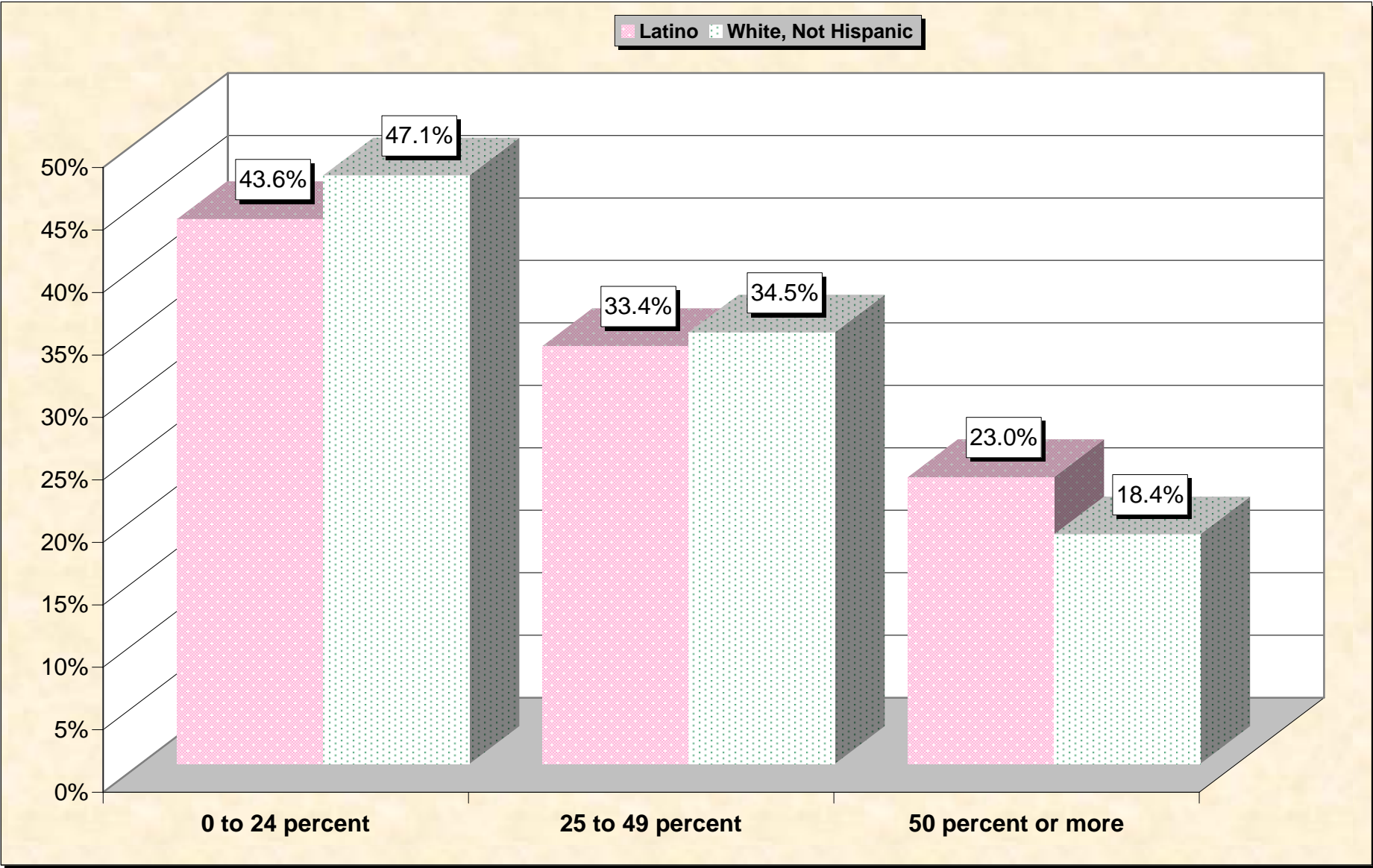
Source: Data Set: Census 2000 Summary File 3 (SF 3) - Sample Data -- HCT33H. VEHICLES AVAILABLE (HISPANIC OR LATINO HOUSEHOLDER) [3] - Universe: Occupied housing units with a householder who is Hispanic or Latino;; HCT33I. VEHICLES AVAILABLE (WHITE ALONE, NOT HISPANIC OR LATINO HOUSEHOLDER) [3] - Universe: Occupied housing units with a householder who is White alone, not Hispanic or Latino

Chart 15 -- Lack of Plumbing By Household Vermont



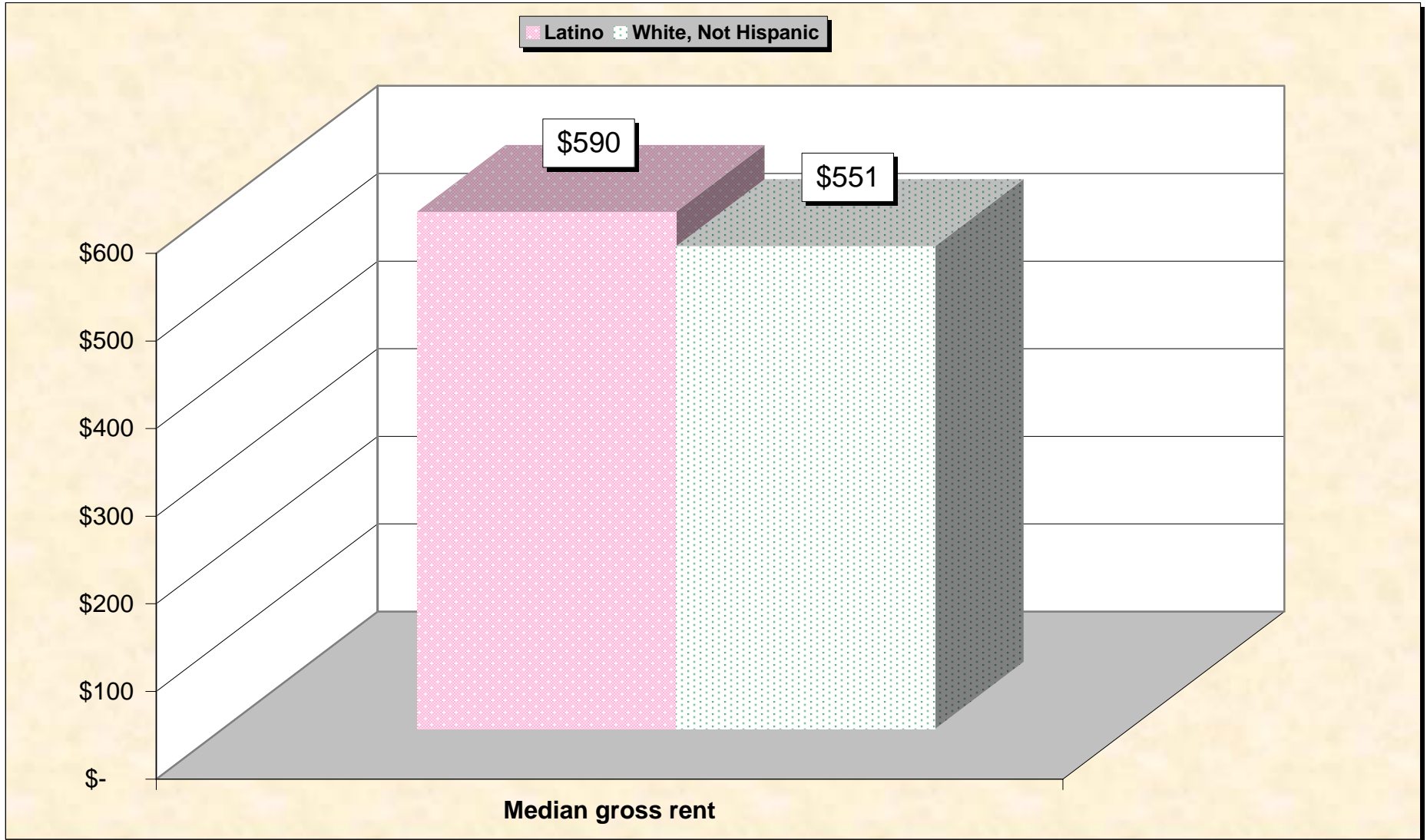
Source: Data Set: Census 2000 Summary File 3 (SF 3) - Sample Data -- HCT34H. PLUMBING FACILITIES (HISPANIC OR LATINO HOUSEHOLDER) [3] - Universe: Occupied housing units with a householder who is Hispanic or Latino; HCT34I. PLUMBING FACILITIES (WHITE ALONE, NOT HISPANIC OR LATINO HOUSEHOLDER) [3] - Universe: Occupied housing units with a householder who is White alone, not Hispanic or Latino.

Chart 16 -- Gross Rent as a Percentage of Household Income in 1999 Vermont



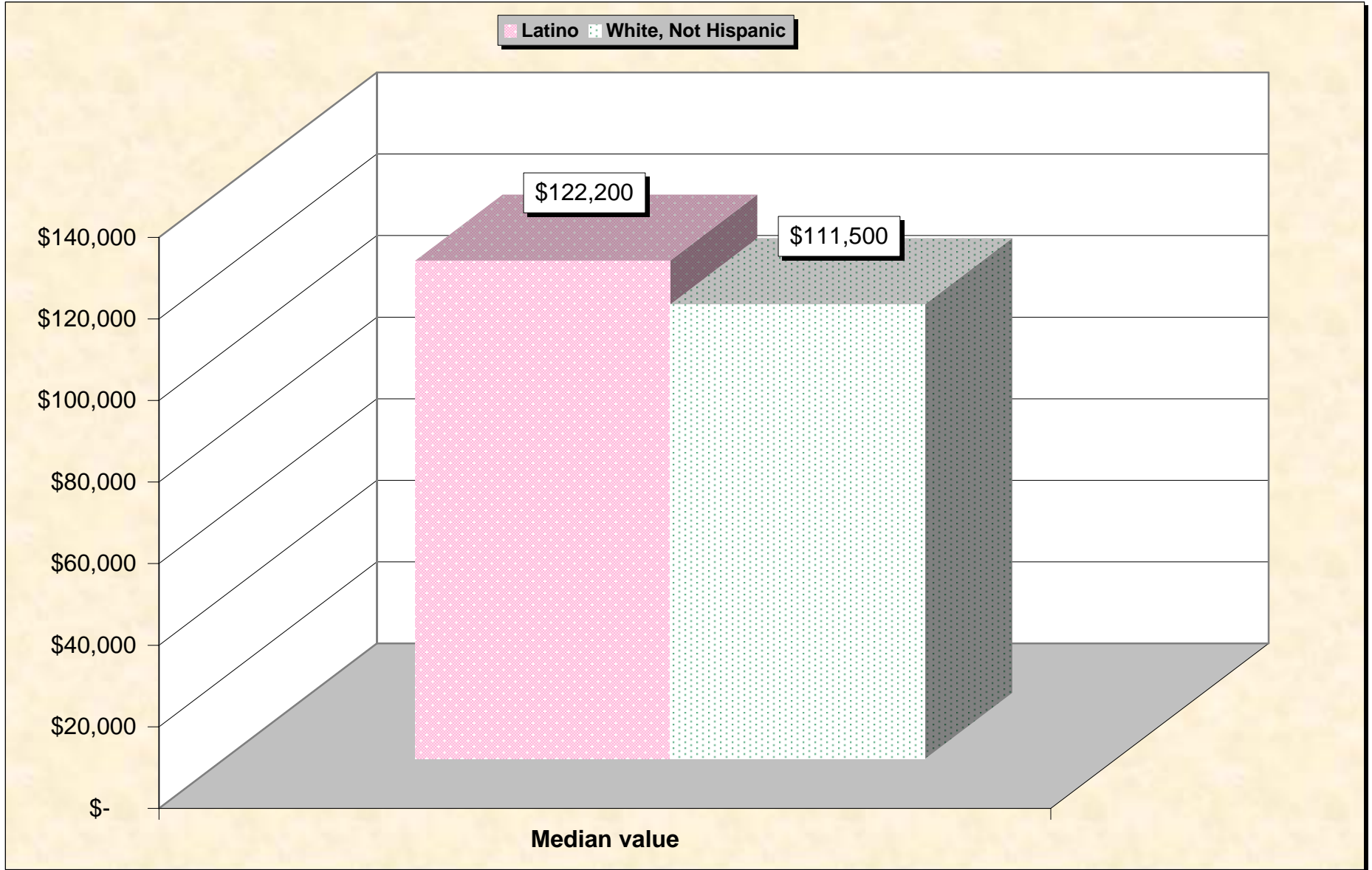
Source: Data Set: Census 2000 Summary File 3 (SF 3) - Sample Data -- HCT39H. GROSS RENT AS A PERCENTAGE OF HOUSEHOLD INCOME IN 1999 (HISPANIC OR LATINO HOUSEHOLDER) [11] - Universe: Specified renter-occupied housing units with a householder who is Hispanic or Latino; HCT39I. GROSS RENT AS A PERCENTAGE OF HOUSEHOLD INCOME IN 1999 (WHITE ALONE, NOT HISPANIC OR LATINO HOUSEHOLDER) [11] - Universe: Specified renter-occupied housing units with a householder who is White alone, not Hispanic or Latino.

Chart 17 -- Median Gross Rent By Household Vermont



Source: Data Set: Census 2000 Summary File 3 (SF 3) - Sample Data -- HCT37H. MEDIAN GROSS RENT (DOLLARS) (HISPANIC OR LATINO HOUSEHOLDER) [1] - Universe: Specified renter-occupied housing units paying cash rent with a householder who is Hispanic or Latino; HCT37I. MEDIAN GROSS RENT (DOLLARS) (WHITE ALONE, NOT HISPANIC OR LATINO HOUSEHOLDER) [1] - Universe: Specified renter-occupied housing units paying cash rent with a householder who is White alone, not Hispanic or Latino

Chart 18 -- Median Home Value By Household Vermont



Source: Data Set: Census 2000 Summary File 3 (SF 3) - Sample Data -- HCT42H. MEDIAN VALUE (DOLLARS) (HISPANIC OR LATINO HOUSEHOLDER) [1] - Universe: Specified owner-occupied housing units with a householder who is Hispanic or Latino; HCT42I. MEDIAN VALUE (DOLLARS) (WHITE ALONE, NOT HISPANIC OR LATINO HOUSEHOLDER) [1] - Universe: Specified owner-occupied housing units with a householder who is White alone, not Hispanic or Latino

HOUSEHOLDS BY AGE OF HOUSEHOLDER BY HOUSEHOLD TYPE (INCLUDING LIVING ALONE) BY PRESENCE OF OWN CHILDREN UNDER 18 YEARS

Source data for Chart 1

	Latino Vermont	White, Not Hispanic Vermont
Total:	1,567	233,583
Householder 15 to 64 years:	1,364	184,586
Family households:	854	129,342
Married-couple family:	667	104,155
With own children under 18 years	376	55,572
No own children under 18 years	291	48,583
Other family:	187	25,187
Male householder, no wife present:	50	7,685
With own children under 18 years	26	5334
No own children under 18 years	24	2351
Female householder, no husband present:	137	17,502
With own children under 18 years	112	13,764
No own children under 18 years	25	3,738
Nonfamily households:	510	55,244
Householder living alone	361	38,244
Householder not living alone	149	17000
Householder 65 years and over:	203	48,997
Family households:	106	24,821
Married-couple family:	101	21271
With own children under 18 years	0	183
No own children under 18 years	101	21088
Other family:	5	3550
Male householder, no wife present:	0	732
With own children under 18 years	0	24
No own children under 18 years	0	708
Female householder, no husband present:	5	2818
With own children under 18 years	0	2
No own children under 18 years	5	2816
Nonfamily households:	97	24176
Householder living alone	92	22866
Householder not living alone	5	1310

Source: Data Set: Census 2000 Summary File 3 (SF 3) - Sample Data - P146H. HOUSEHOLDS BY AGE OF HOUSEHOLDER BY HOUSEHOLD TYPE (INCLUDING LIVING ALONE) BY PRESENCE OF OWN CHILDREN UNDER 18 YEARS (HISPANIC OR LATINO HOUSEHOLDER) [31] - Universe: Households with a householder who is Hispanic or Latino; P146I. HOUSEHOLDS BY AGE OF HOUSEHOLDER BY HOUSEHOLD TYPE (INCLUDING LIVING ALONE) BY PRESENCE OF OWN CHILDREN UNDER 18 YEARS (WHITE ALONE, NOT HISPANIC OR LATINO HOUSEHOLDER) [31] - Universe: Households with a householder who is White alone, not Hispanic or Latino.

SCHOOL ENROLLMENT BY LEVEL OF SCHOOL BY TYPE OF SCHOOL FOR THE POPULATION 3 YEARS AND OVER

Source data for Chart 2

	Latino Vermont	White, Not Hispanic Vermont
Total:	5,083	566,488
Enrolled in nursery school, preschool:	156	8,865
Public school	102	4,984
Private school	54	3,881
Enrolled in kindergarten:	63	7,337
Public school	59	6,610
Private school	4	727
Enrolled in grade 1 to grade 8:	774	67,067
Public school	710	62,259
Private school	64	4,808
Enrolled in grade 9 to grade 12:	463	34,071
Public school	378	30,585
Private school	85	3,486
Enrolled in college:	763	37,343
Public school	408	22,965
Private school	355	14,378
Not enrolled in school	2,864	411,805

Source: Data Set: Census 2000 Summary File 3 (SF 3) - Sample Data - P146H. HOUSEHOLDS BY AGE OF HOUSEHOLDER BY HOUSEHOLD TYPE (INCLUDING LIVING ALONE) BY PRESENCE OF OWN CHILDREN UNDER 18 YEARS (HISPANIC OR LATINO HOUSEHOLDER) [31] - Universe: Households with a householder who is Hispanic or Latino; P146I. HOUSEHOLDS BY AGE OF HOUSEHOLDER BY HOUSEHOLD TYPE (INCLUDING LIVING ALONE) BY PRESENCE OF OWN CHILDREN UNDER 18 YEARS (WHITE ALONE, NOT HISPANIC OR LATINO HOUSEHOLDER) [31] - Universe: Households with a householder who is White alone, not Hispanic or Latino.

SEX BY EDUCATIONAL ATTAINMENT FOR THE POPULATION 25 YEARS AND OVER

Source data for Chart 3

	Latino Vermont	White, Not Hispanic Vermont
Total:	2,572	392,309
Male:	1,223	187,656
Less than 9th grade	73	10,620
9th to 12th grade, no diploma	115	17,309
High school graduate (includes equivalency)	208	63,103
Some college, no degree	250	28,913
Associate degree	79	12,801
Bachelor's degree	220	33,073
Graduate or professional degree	278	21,837
Female:	1,349	204,653
Less than 9th grade	71	9,159
9th to 12th grade, no diploma	111	15,550
High school graduate (includes equivalency)	369	64,680
Some college, no degree	232	37,359
Associate degree	117	17,451
Bachelor's degree	198	39,117
Graduate or professional degree	251	21,337

Source: Data Set: Census 2000 Summary File 3 (SF 3) - Sample Data -- P148H. SEX BY EDUCATIONAL ATTAINMENT FOR THE POPULATION 25 YEARS AND OVER (HISPANIC OR LATINO) [17] - Universe: Hispanic or Latino population 25 years and over; P148I. SEX BY EDUCATIONAL ATTAINMENT FOR THE POPULATION 25 YEARS AND OVER (WHITE ALONE, NOT HISPANIC OR LATINO) [17] - Universe: White alone, not Hispanic or Latino population 25 years and over.

SEX BY EMPLOYMENT STATUS FOR THE POPULATION 16 YEARS AND OVER

Source data for Charts 4 and 5

	Latino Vermont	White, Not Hispanic Vermont
Total:	3,869	462,639
Male:	1,881	223,876
In labor force:	1,320	167,365
In Armed Forces	13	633
Civilian:	1,307	166,732
Employed	1,193	159,516
Unemployed	114	7,216
Not in labor force	561	56,511
Female:	1,988	238,763
In labor force:	1,345	153,461
In Armed Forces	0	78
Civilian:	1,345	153,383
Employed	1,231	147,534
Unemployed	114	5,849
Not in labor force	643	85,302

Source: Data Set: Census 2000 Summary File 3 (SF 3) - Sample Data -- P150H. SEX BY EMPLOYMENT STATUS FOR THE POPULATION 16 YEARS AND OVER (HISPANIC OR LATINO) [15] - Universe: Hispanic or Latino population 16 years and over; P150I. SEX BY EMPLOYMENT STATUS FOR THE POPULATION 16 YEARS AND OVER (WHITE ALONE, NOT HISPANIC OR LATINO) [15] - Universe: White alone, not Hispanic or Latino population 16 years and over

HOUSEHOLD INCOME IN 1999

Source data for Chart 6

	Latino Vermont	White, Not Hispanic Vermont
Total:	1567	233583
Less than \$10,000	176	18657
\$10,000 to \$14,999	88	14674
\$15,000 to \$19,999	56	15997
\$20,000 to \$24,999	129	16599
\$25,000 to \$29,999	118	16180
\$30,000 to \$34,999	131	16123
\$35,000 to \$39,999	114	15076
\$40,000 to \$44,999	112	14577
\$45,000 to \$49,999	50	14018
\$50,000 to \$59,999	137	23124
\$60,000 to \$74,999	119	25571
\$75,000 to \$99,999	191	22431
\$100,000 to \$124,999	82	9371
\$125,000 to \$149,999	20	4102
\$150,000 to \$199,999	14	3589
\$200,000 or more	30	3494

Source: Data Set: Census 2000 Summary File 3 (SF 3) - Sample Data -- P151H. HOUSEHOLD INCOME IN 1999 (HISPANIC OR LATINO HOUSEHOLDER) [17] - Universe: Households with a householder who is Hispanic or Latino; P151I. HOUSEHOLD INCOME IN 1999 (WHITE ALONE, NOT HISPANIC OR LATINO HOUSEHOLDER) [17] - Universe: Households with a householder who is White alone, not Hispanic or Latino

MEDIAN FAMILY INCOME IN 1999

Source data for Chart 7

	Latino Vermont	White, Not Hispanic Vermont
Median family income in 1999	\$ 49,375	\$ 48,873

Source: Data Set: Census 2000 Summary File 3 (SF 3) - Sample Data -- P155H. MEDIAN FAMILY INCOME IN 1999 (DOLLARS) (HISPANIC OR LATINO HOUSEHOLDER) [1] - Universe: Families with a householder who is Hispanic or Latino ; P155I. MEDIAN FAMILY INCOME IN 1999 (DOLLARS) (WHITE ALONE, NOT HISPANIC OR LATINO HOUSEHOLDER) [1] - Universe: Families with a householder who is White alone, not Hispanic or Latino

PER CAPITA INCOME IN 1999

Source data for Chart 8

	Latino Vermont	White, Not Hispanic Vermont
Per capita income in 1999	\$ 15,715	\$ 20,907

Source: Data Set: Census 2000 Summary File 3 (SF 3) - Sample Data -- P157H. PER CAPITA INCOME IN 1999 (DOLLARS) (HISPANIC OR LATINO) [1] - Universe: Hispanic or Latino population; P157I. PER CAPITA INCOME IN 1999 (DOLLARS) (WHITE ALONE, NOT HISPANIC OR LATINO) [1] - Universe: White alone, not Hispanic or Latino population

POVERTY STATUS IN 1999 BY AGE

Source data for Chart 9

	Latino Vermont	White, Not Hispanic Vermont
Total:	4,764	566,228
Income in 1999 below poverty level:	836	51,833
Under 5 years	109	4,043
5 years	19	892
6 to 11 years	122	5,558
12 to 17 years	96	4,651
18 to 64 years	443	30,568
65 to 74 years	21	2,730
75 years and over	26	3,391
Income in 1999 at or above poverty level:	3,928	514,395
Under 5 years	321	27,297
5 years	93	6,170
6 to 11 years	379	43,077
12 to 17 years	501	45,666
18 to 64 years	2,394	325,960
65 to 74 years	133	37,054
75 years and over	107	29,171

Source: Data Set: Census 2000 Summary File 3 (SF 3) - Sample Data -- P159H. POVERTY STATUS IN 1999 BY AGE (HISPANIC OR LATINO) [17] - Universe: Hispanic or Latino population for whom poverty status is determined;P159I. POVERTY STATUS IN 1999 BY AGE (WHITE ALONE, NOT HISPANIC OR LATINO) [17] - Universe: White alone, not Hispanic or Latino population for whom poverty status is determined.

MEDIAN EARNINGS IN 1999

Source data for Chart 10

	Latino Vermont	White, Not Hispanic Vermont
Median earnings in 1999 --		
Worked full-time, year-round in 1999 --		
Total	\$ 27,323	\$ 29,812
Male	\$ 33,393	\$ 32,537
Female	\$ 23,427	\$ 25,404
Other --		
Total	\$ 6,292	\$ 9,278
Male	\$ 6,880	\$ 10,110
Female	\$ 5,899	\$ 8,829

Source: Data Set: Census 2000 Summary File 3 (SF 3) - Sample Data -- PCT74H. MEDIAN EARNINGS IN 1999 (DOLLARS) BY WORK EXPERIENCE IN 1999 BY SEX FOR THE POPULATION 16 YEARS AND OVER WITH EARNINGS (HISPANIC OR LATINO) [6] - Universe: Hispanic or Latino population 16 years and over with earnings in 1999; PCT74I. MEDIAN EARNINGS IN 1999 (DOLLARS) BY WORK EXPERIENCE IN 1999 BY SEX FOR THE POPULATION 16 YEARS AND OVER WITH EARNINGS (WHITE ALONE, NOT HISPANIC OR LATINO) [6] - Universe: White alone, not Hispanic or Latino population 16 years and over with earnings in 1999

TENURE BY RACE OF HOUSEHOLDER

Source data for Chart 11

	Latino Vermont	White, Not Hispanic Vermont
Total:	1,549	233,486
Owner occupied	858	166,256
Renter occupied	691	67,230

Source: Data Set: Census 2000 Summary File 3 (SF 3) - Sample Data -- H12. TENURE (HISPANIC OR LATINO HOUSEHOLDER) [3] - Universe: Occupied housing units with a householder who is Hispanic or Latino; H13. TENURE (WHITE ALONE, NOT HISPANIC OR LATINO HOUSEHOLDER) [3] - Universe: Occupied housing units with a householder who is White alone, not Hispanic or Latino.

OCCUPANTS PER ROOM

Source data for Chart 12

	Latino Vermont	White, Not Hispanic Vermont
Total:	1,549	233,486
1.00 or less occupants per room	1,506	230,369
1.01 or more occupants per room	43	3,117

Source: Data Set: Census 2000 Summary File 3 (SF 3) - Sample Data -- HCT29H. OCCUPANTS PER ROOM (HISPANIC OR LATINO HOUSEHOLDER) [3] - Universe: Occupied housing units with a householder who is Hispanic or Latino; HCT29I. OCCUPANTS PER ROOM (WHITE ALONE, NOT HISPANIC OR LATINO HOUSEHOLDER) [3] - Universe: Occupied housing units with a householder who is White alone, not Hispanic or Latino

TELEPHONE SERVICE AVAILABLE

Source data for Chart 13

	Latino Vermont	White, Not Hispanic Vermont
Total:	1,549	233,486
With telephone service available	1,519	230,093
No telephone service available	30	3,393

Source: Data Set: Census 2000 Summary File 3 (SF 3) - Sample Data -- HCT32H. TELEPHONE SERVICE AVAILABLE (HISPANIC OR LATINO HOUSEHOLDER) [3] - Universe: Occupied housing units with a householder who is Hispanic or Latino; HCT32I. TELEPHONE SERVICE AVAILABLE (WHITE ALONE, NOT HISPANIC OR LATINO HOUSEHOLDER) [3] - Universe: Occupied housing units with a householder who is White alone, not Hispanic or Latino

VEHICLES AVAILABLE

Source data for Chart 14

	Latino Vermont	White, Not Hispanic Vermont
Total:	1,549	233,486
No vehicle available	133	15,665
1 or more vehicles available	1,416	217,821

Source: Data Set: Census 2000 Summary File 3 (SF 3) - Sample Data -- HCT33H. VEHICLES AVAILABLE (HISPANIC OR LATINO HOUSEHOLDER) [3] - Universe: Occupied housing units with a householder who is Hispanic or Latino;; HCT33I. VEHICLES AVAILABLE (WHITE ALONE, NOT HISPANIC OR LATINO HOUSEHOLDER) [3] - Universe: Occupied housing units with a householder who is White alone, not Hispanic or Latino

PLUMBING FACILITIES

Source data for Chart 15

	Latino Vermont	White, Not Hispanic Vermont
Total:	1,549	233,486
Complete plumbing facilities	1,534	230,093
Lacking complete plumbing facilities	15	3,393

Source: Data Set: Census 2000 Summary File 3 (SF 3) - Sample Data -- HCT34H. PLUMBING FACILITIES (HISPANIC OR LATINO HOUSEHOLDER) [3] - Universe: Occupied housing units with a householder who is Hispanic or Latino; HCT34I. PLUMBING FACILITIES (WHITE ALONE, NOT HISPANIC OR LATINO HOUSEHOLDER) [3] - Universe: Occupied housing units with a householder who is White alone, not Hispanic or Latino.

GROSS RENT AS A PERCENTAGE OF HOUSEHOLD INCOME IN 1999

Source data for Chart 16

	Latino Vermont	White, Not Hispanic Vermont
Total:	656	63,692
Less than 10 percent	31	3,133
10 to 14 percent	54	7,093
15 to 19 percent	87	8,859
20 to 24 percent	94	8,845
25 to 29 percent	70	7,755
30 to 34 percent	46	5,096
35 to 39 percent	42	3,391
40 to 49 percent	46	4,235
50 percent or more	140	10,898
Not computed	46	4,387

Source: Data Set: Census 2000 Summary File 3 (SF 3) - Sample Data -- HCT39H. GROSS RENT AS A PERCENTAGE OF HOUSEHOLD INCOME IN 1999 (HISPANIC OR LATINO HOUSEHOLDER) [11] - Universe: Specified renter-occupied housing units with a householder who is Hispanic or Latino; HCT39I. GROSS RENT AS A PERCENTAGE OF HOUSEHOLD INCOME IN 1999 (WHITE ALONE, NOT HISPANIC OR LATINO HOUSEHOLDER) [11] - Universe: Specified renter-occupied housing units with a householder who is White alone, not Hispanic or Latino.

MEDIAN GROSS RENT

Source data for Chart 17

	Latino Vermont	White, Not Hispanic Vermont
Median gross rent	\$ 590	\$ 551

Source: Data Set: Census 2000 Summary File 3 (SF 3) - Sample Data -- HCT37H. MEDIAN GROSS RENT (DOLLARS) (HISPANIC OR LATINO HOUSEHOLDER) [1] - Universe: Specified renter-occupied housing units paying cash rent with a householder who is Hispanic or Latino; HCT37I. MEDIAN GROSS RENT (DOLLARS) (WHITE ALONE, NOT HISPANIC OR LATINO HOUSEHOLDER) [1] - Universe: Specified renter-occupied housing units paying cash rent with a householder who is White alone, not Hispanic or Latino

MEDIAN HOME VALUE

Source data for Chart 18

	Latino Vermont	White, Not Hispanic Vermont
Median value	\$ 122,200	\$ 111,500

Source: Data Set: Census 2000 Summary File 3 (SF 3) - Sample Data -- HCT42H. MEDIAN VALUE (DOLLARS) (HISPANIC OR LATINO HOUSEHOLDER) [1] - Universe: Specified owner-occupied housing units with a householder who is Hispanic or Latino; HCT42I. MEDIAN VALUE (DOLLARS) (WHITE ALONE, NOT HISPANIC OR LATINO HOUSEHOLDER) [1] - Universe: Specified owner-occupied housing units with a householder who is White alone, not Hispanic or Latino