

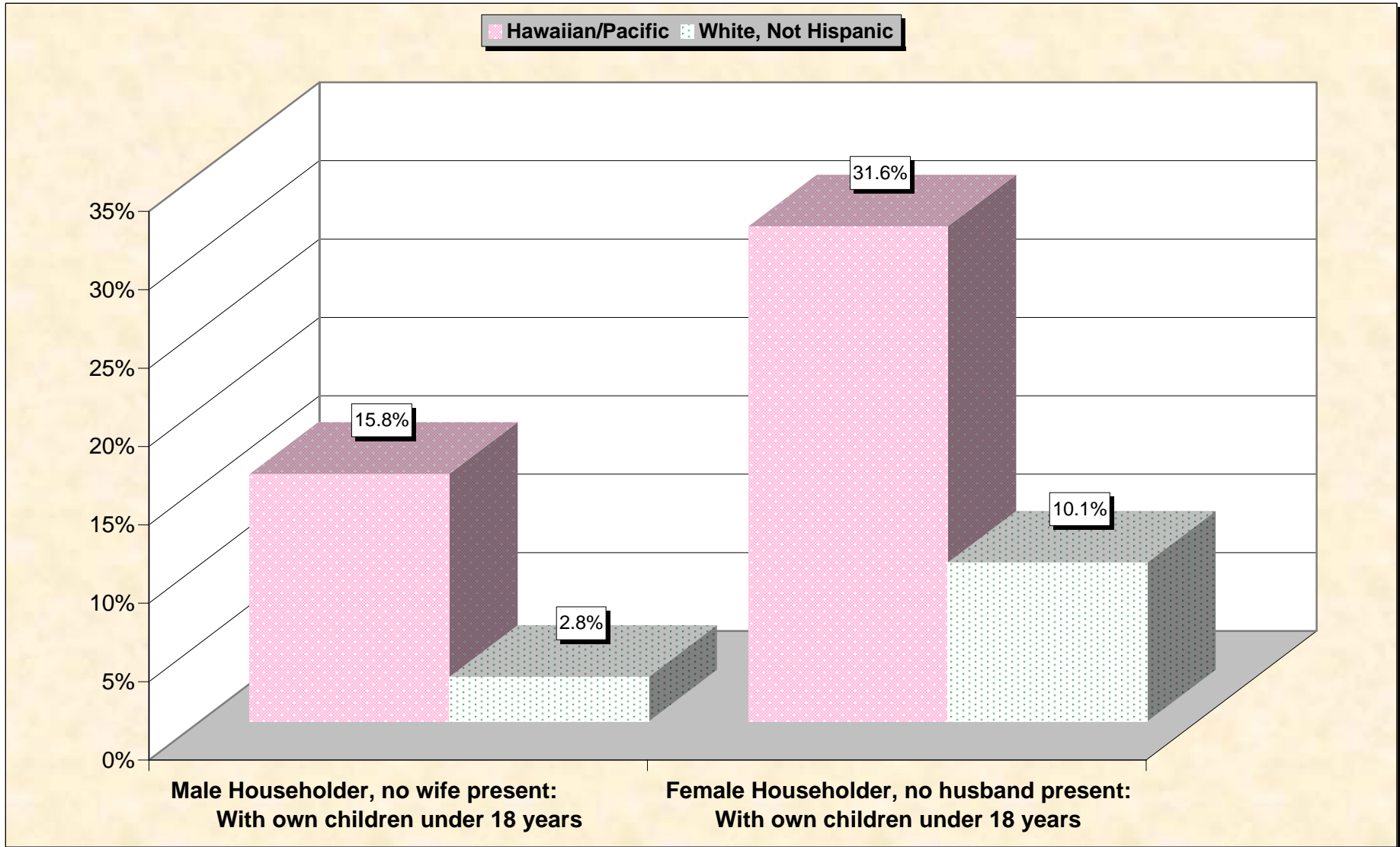
Selected Socio-Economic Data

Rhode Island

Hawaiian and Other Pacific Islander and White, Not Hispanic

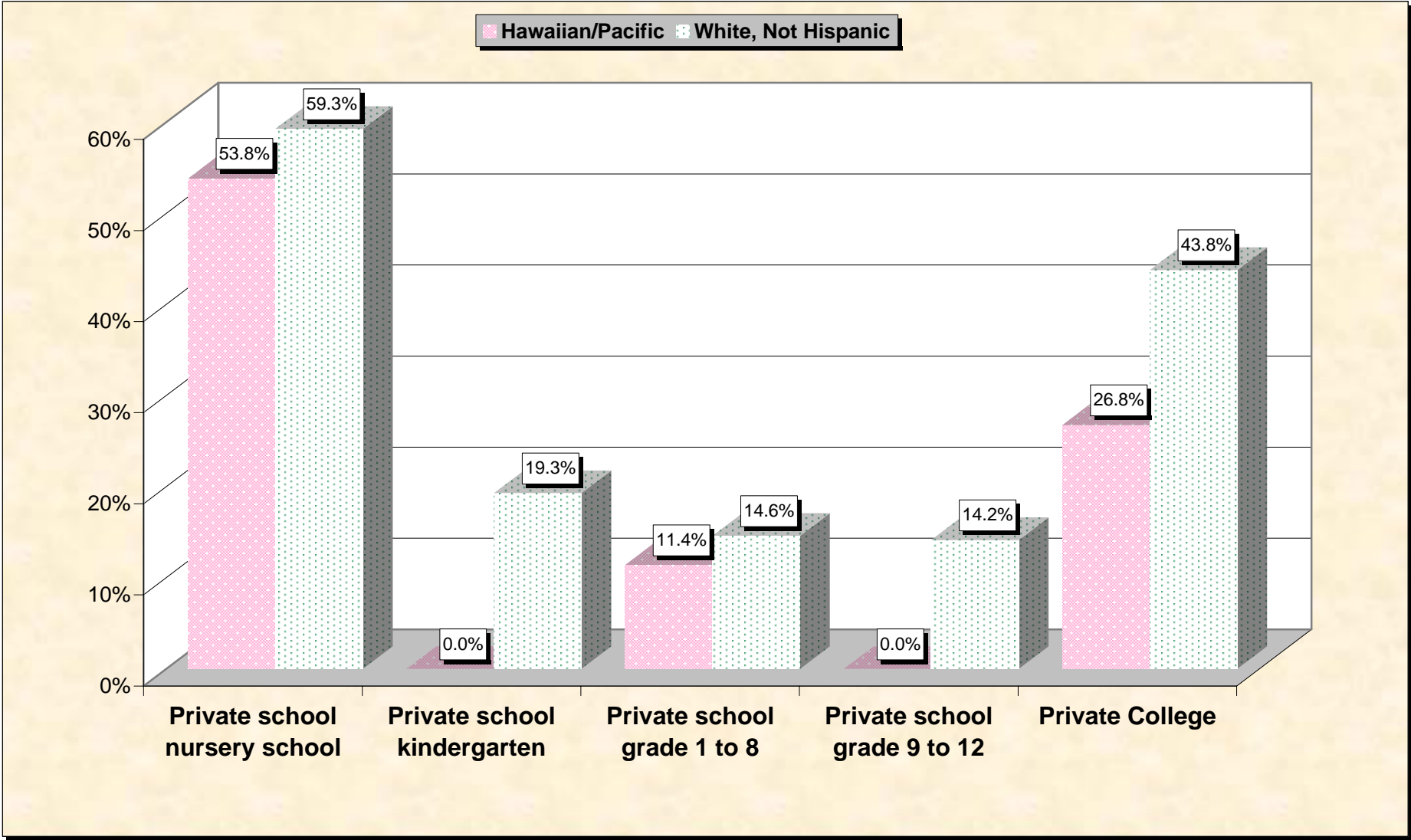
Data Set: Census 2000 Summary File 3 (SF 3) - Sample Data

Chart 1 -- Single-Parent Family Households (Householder 15 to 64 years) Rhode Island



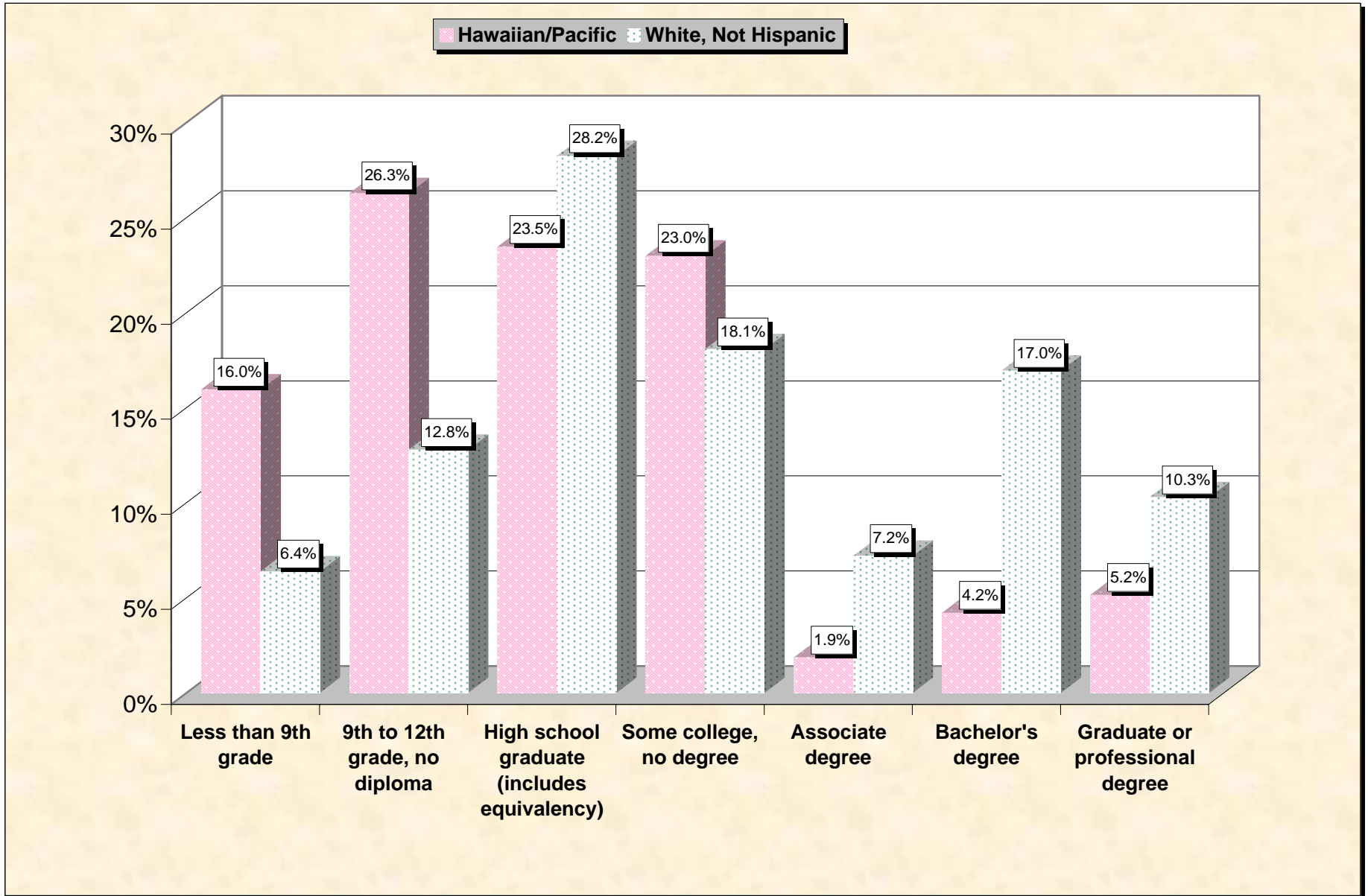
Source: Data Set: Census 2000 Summary File 3 (SF 3) - Sample Data - P146E. HOUSEHOLDS BY AGE OF HOUSEHOLDER BY HOUSEHOLD TYPE (INCLUDING LIVING ALONE) BY PRESENCE OF OWN CHILDREN UNDER 18 YEARS (NATIVE HAWAIIAN AND OTHER PACIFIC ISLANDER ALONE HOUSEHOLDER) [31] - Universe: Households with a householder who is Native Hawaiian and other Pacific Islander alone; P146I. HOUSEHOLDS BY AGE OF HOUSEHOLDER BY HOUSEHOLD TYPE (INCLUDING LIVING ALONE) BY PRESENCE OF OWN CHILDREN UNDER 18 YEARS (WHITE ALONE, NOT HISPANIC OR LATINO HOUSEHOLDER) [31] - Universe: Households with a householder who is White alone, not Hispanic or Latino.

Chart 2 -- Private School Enrollment (3 years and over) Rhode Island



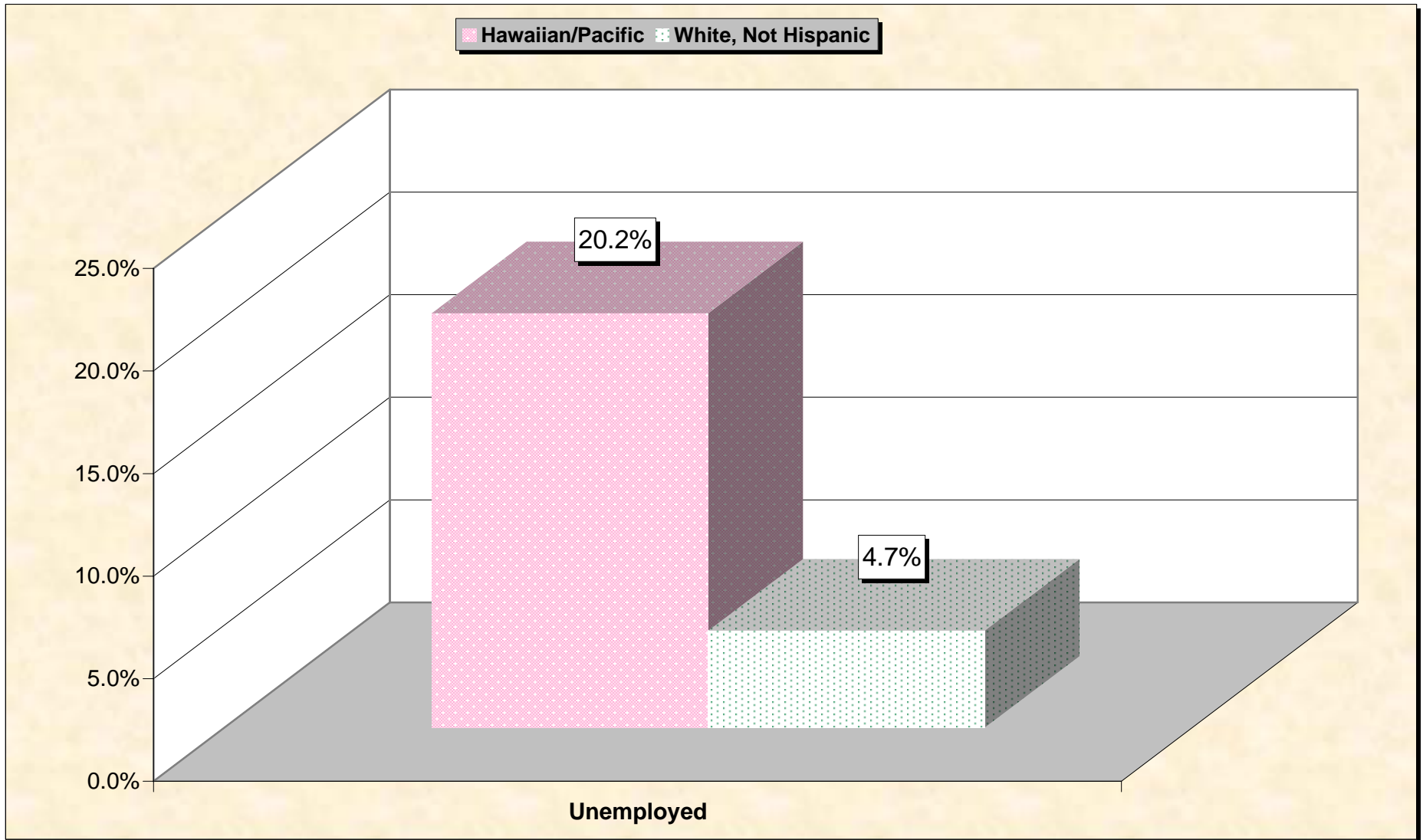
Source: Data Set: Census 2000 Summary File 3 (SF 3) - Sample Data -- P147E. SCHOOL ENROLLMENT BY LEVEL OF SCHOOL BY TYPE OF SCHOOL FOR THE POPULATION 3 YEARS AND OVER (NATIVE HAWAIIAN AND OTHER PACIFIC ISLANDER ALONE) [17] - Universe: Native Hawaiian and Other Pacific Islander alone 3 years and over; P147I. SCHOOL ENROLLMENT BY LEVEL OF SCHOOL BY TYPE OF SCHOOL FOR THE POPULATION 3 YEARS AND OVER (WHITE ALONE, NOT HISPANIC OR LATINO) [17] - Universe: White alone, not Hispanic or Latino population 3 years and over.

Chart 3 -- Educational Attainment (25 years and over) Rhode Island



Source: Data Set: Census 2000 Summary File 3 (SF 3) - Sample Data -- P148E. SEX BY EDUCATIONAL ATTAINMENT FOR THE POPULATION 25 YEARS AND OVER (NATIVE HAWAIIAN AND OTHER PACIFIC ISLANDER ALONE) [17] - Universe: Native Hawaiian and Other Pacific Islander alone 25 years and over; P148I. SEX BY EDUCATIONAL ATTAINMENT FOR THE POPULATION 25 YEARS AND OVER (WHITE ALONE, NOT HISPANIC OR LATINO) [17] - Universe: White alone, not Hispanic or Latino population 25 years and over.

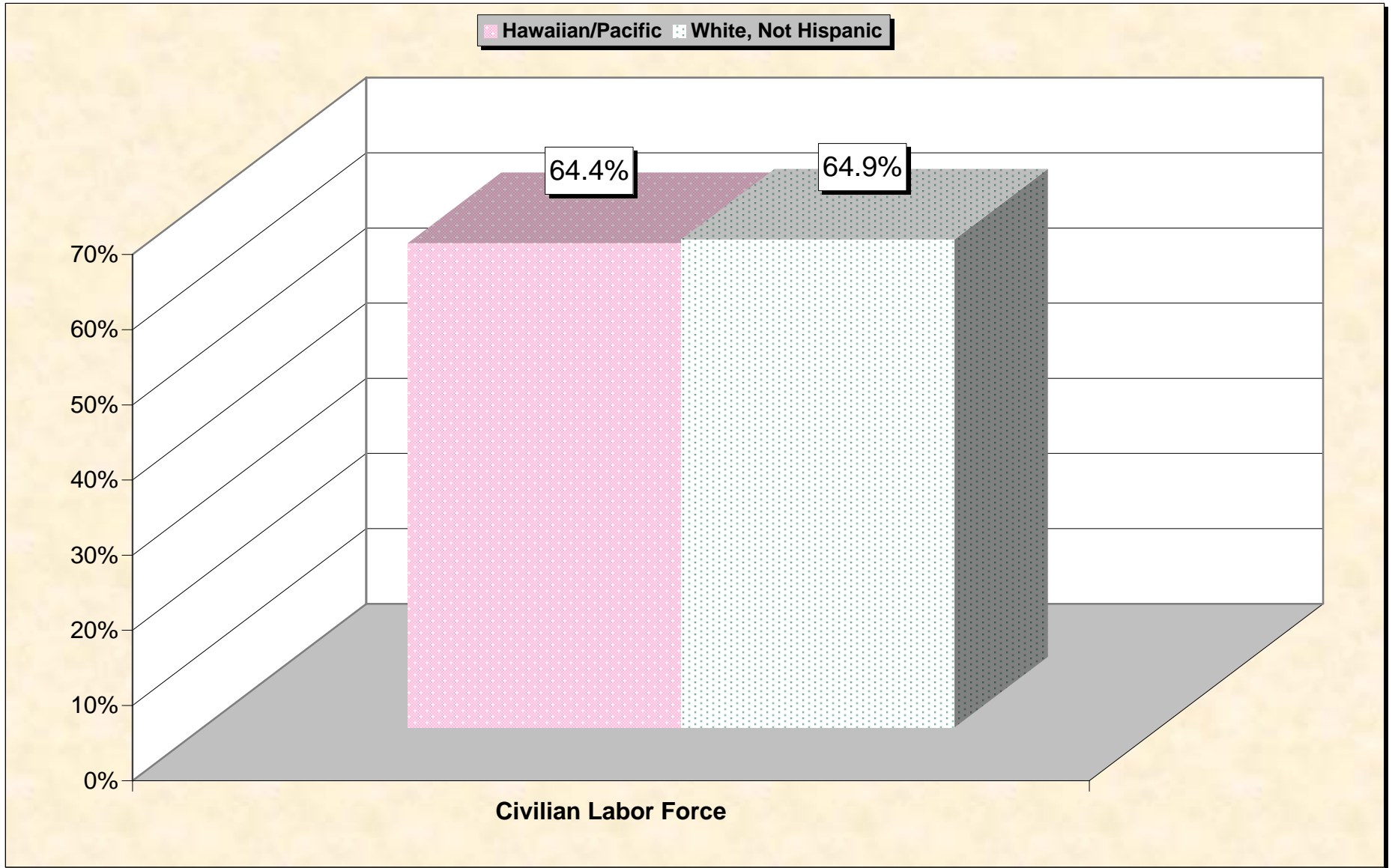
Chart 4 -- Unemployment Rate (Civilian Labor Force) Rhode Island



Note: Unemployment rate is defined as a percentage of the civilian labor force.

Source: Data Set: Census 2000 Summary File 3 (SF 3) - Sample Data -- P150E. SEX BY EMPLOYMENT STATUS FOR THE POPULATION 16 YEARS AND OVER (NATIVE HAWAIIAN AND OTHER PACIFIC ISLANDER ALONE) [15] - Universe: Native Hawaiian and Other Pacific Islander alone 16 years and over; P150I. SEX BY EMPLOYMENT STATUS FOR THE POPULATION 16 YEARS AND OVER (WHITE ALONE, NOT HISPANIC OR LATINO) [15] - Universe: White alone, not Hispanic or Latino population 16 years and over

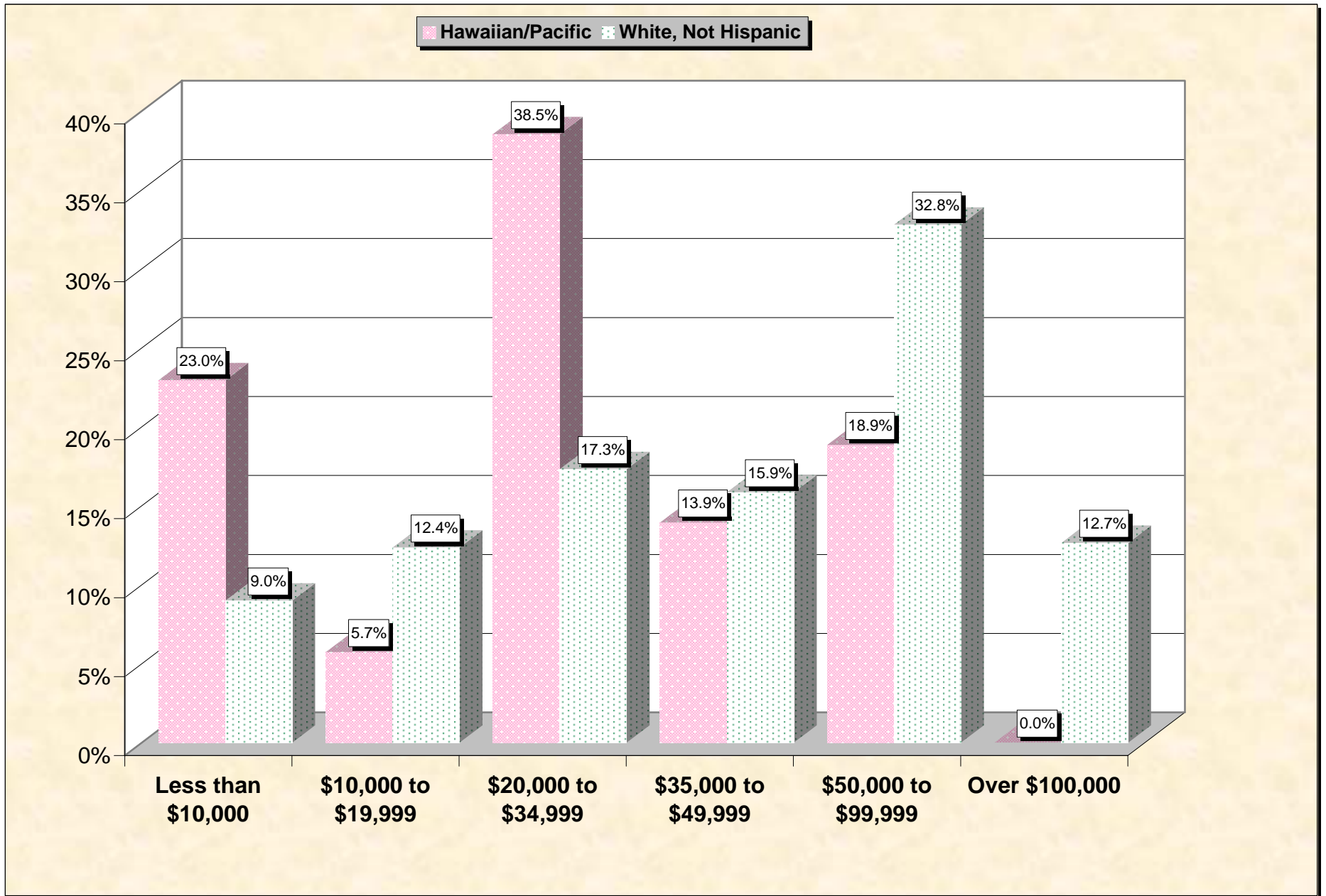
Chart 5 -- Labor Force Participation (Civilian Labor Force) Rhode Island



Note: Labor force participation rate is defined as a percentage of the civilian population over 16.

Source: Data Set: Census 2000 Summary File 3 (SF 3) - Sample Data -- P150E. SEX BY EMPLOYMENT STATUS FOR THE POPULATION 16 YEARS AND OVER (NATIVE HAWAIIAN AND OTHER PACIFIC ISLANDER ALONE) [15] - Universe: Native Hawaiian and Other Pacific Islander alone 16 years and over; P150I. SEX BY EMPLOYMENT STATUS FOR THE POPULATION 16 YEARS AND OVER (WHITE ALONE, NOT HISPANIC OR LATINO) [15] - Universe: White alone, not Hispanic or Latino population 16 years and over

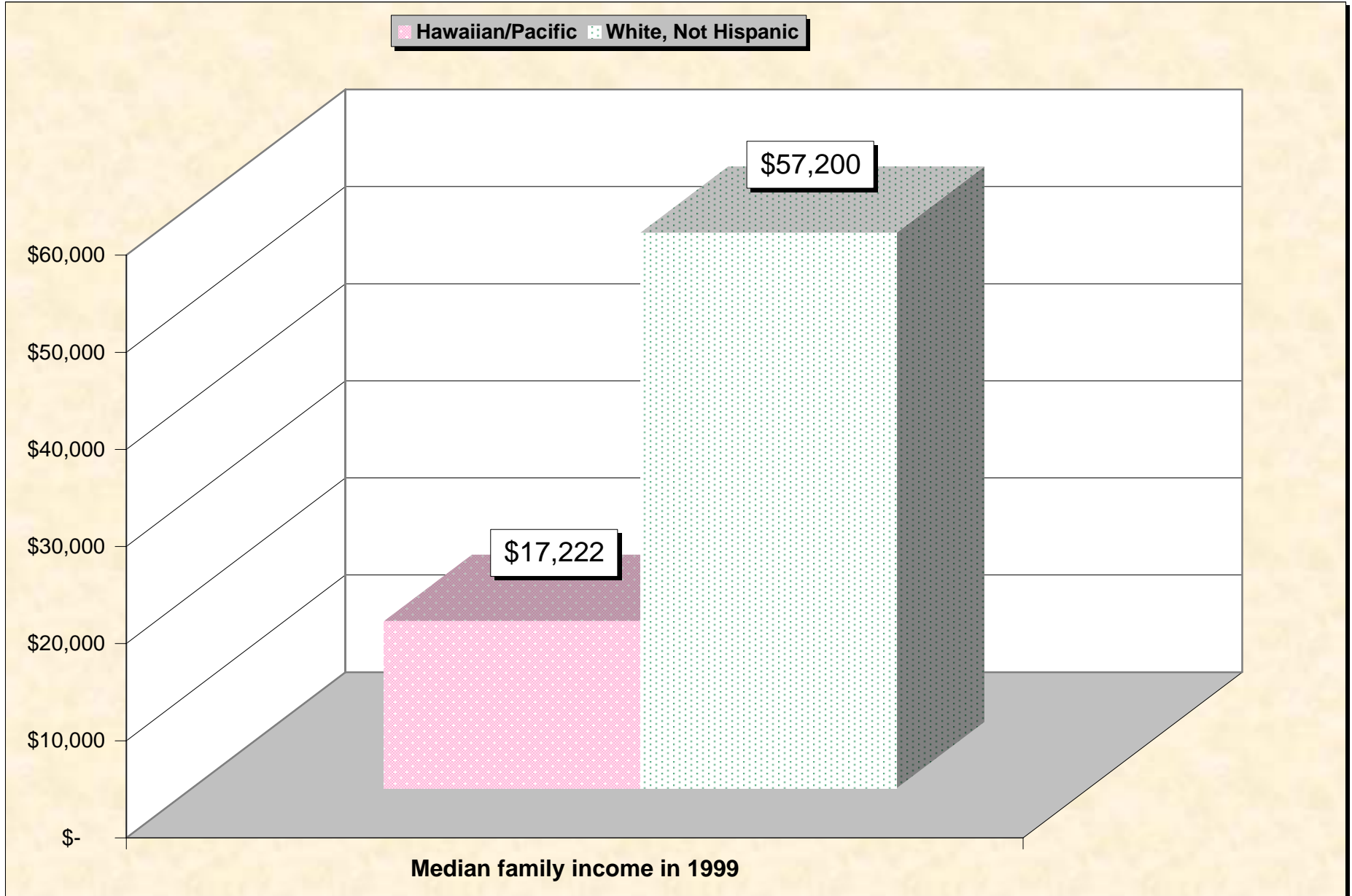
Chart 6 -- Household Income in 1999 Rhode Island



Source: Data Set: Census 2000 Summary File 3 (SF 3) - Sample Data -- P151E. HOUSEHOLD INCOME IN 1999 (NATIVE HAWAIIAN AND OTHER PACIFIC ISLANDER ALONE HOUSEHOLDER) [17] - Universe: Households with a householder who is Native Hawaiian and Other Pacific Islander alone; P151I. HOUSEHOLD INCOME IN 1999 (WHITE ALONE, NOT HISPANIC OR LATINO HOUSEHOLDER) [17] - Universe: Households with a householder who is White alone, not Hispanic or Latino

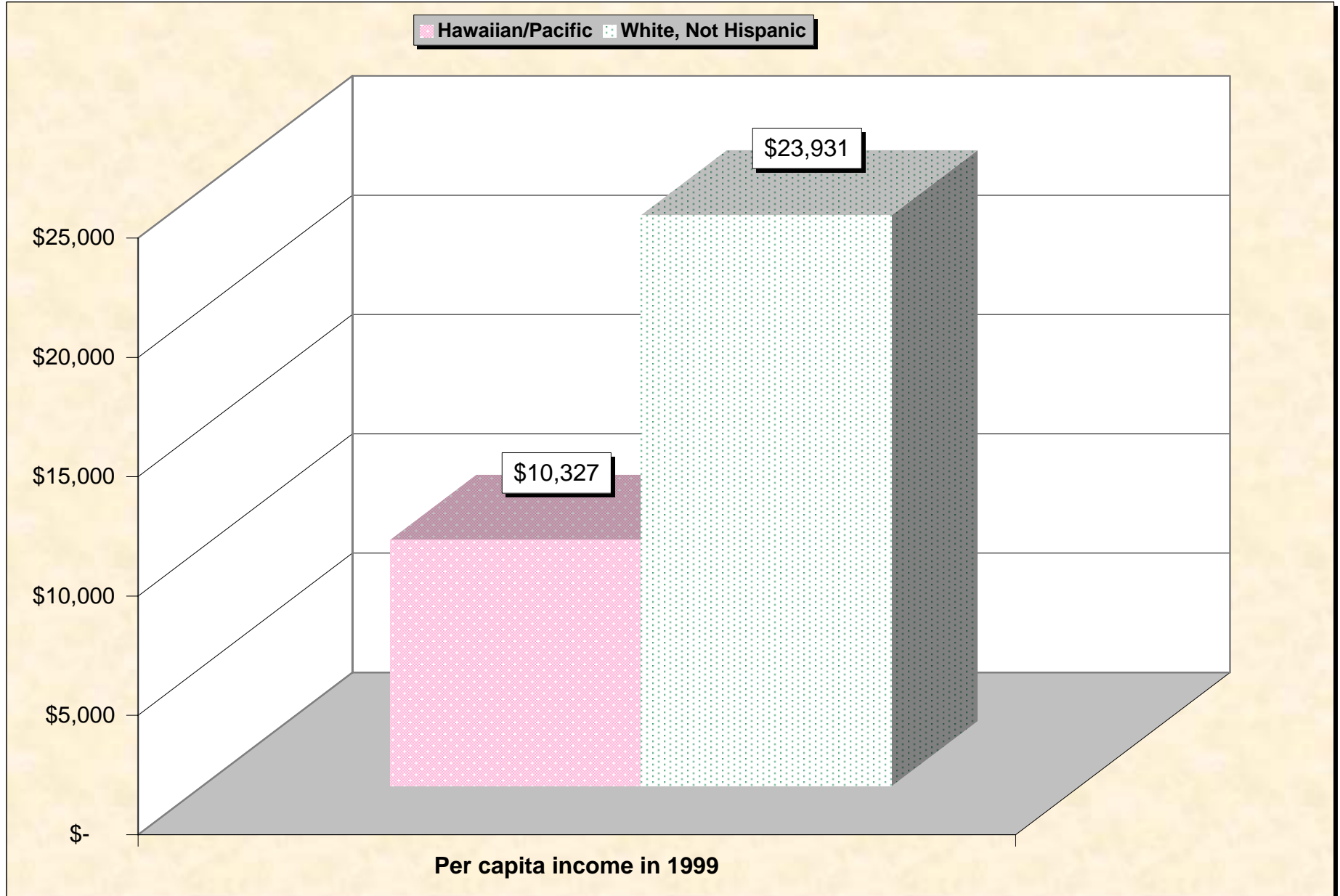
Chart 7 -- Median Family Income In 1999

Rhode Island



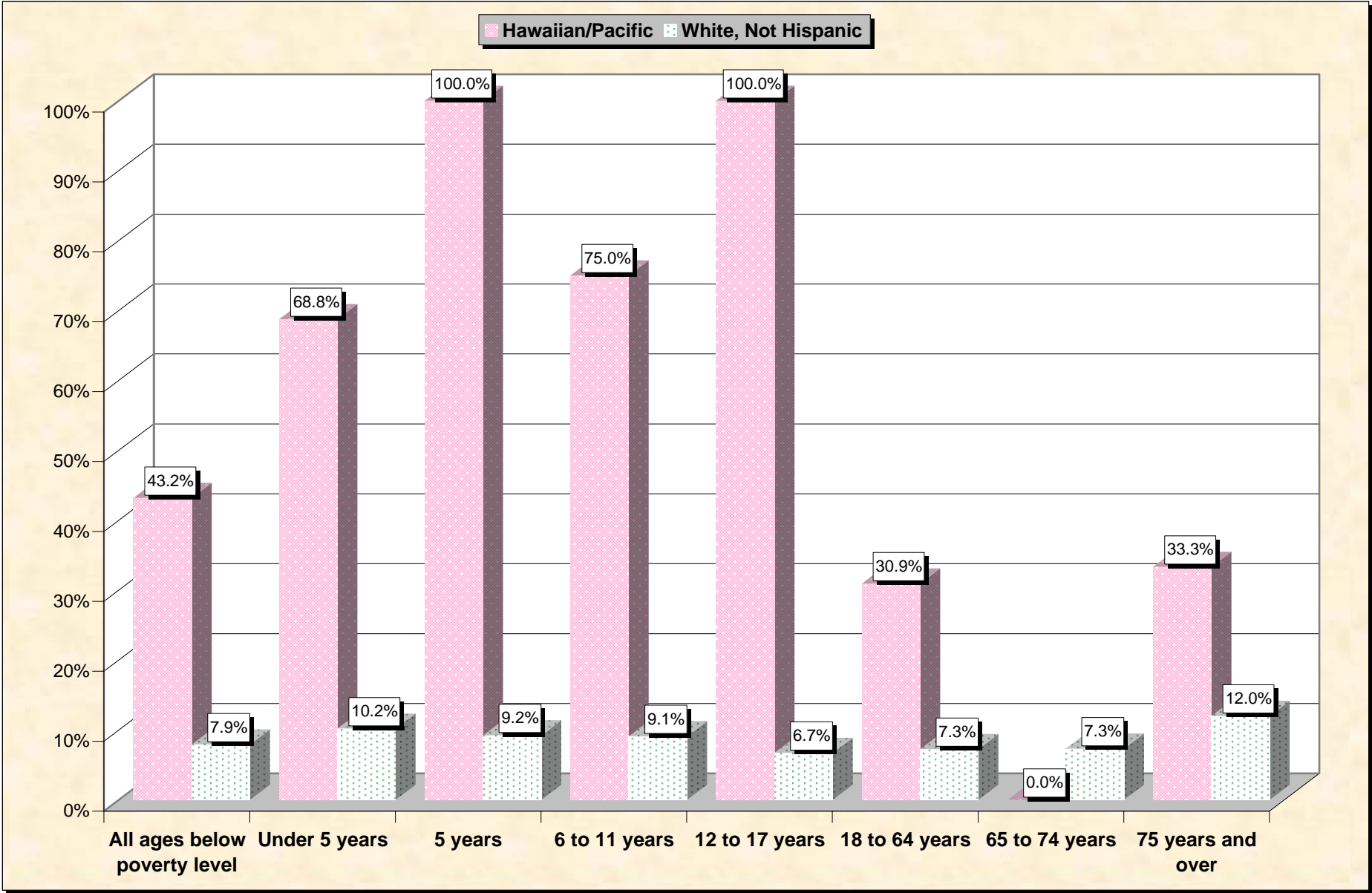
Source: Data Set: Census 2000 Summary File 3 (SF 3) - Sample Data -- P155E. MEDIAN FAMILY INCOME IN 1999 (DOLLARS) (NATIVE HAWAIIAN AND OTHER PACIFIC ISLANDER ALONE HOUSEHOLDER) [1] - Universe: Families with a householder who is Native Hawaiian and Other Pacific Islander alone ; P155I. MEDIAN FAMILY INCOME IN 1999 (DOLLARS) (WHITE ALONE, NOT HISPANIC OR LATINO HOUSEHOLDER) [1] - Universe: Families with a householder who is White alone, not Hispanic or Latino

Chart 8 -- Per Capita Income In 1999 Rhode Island



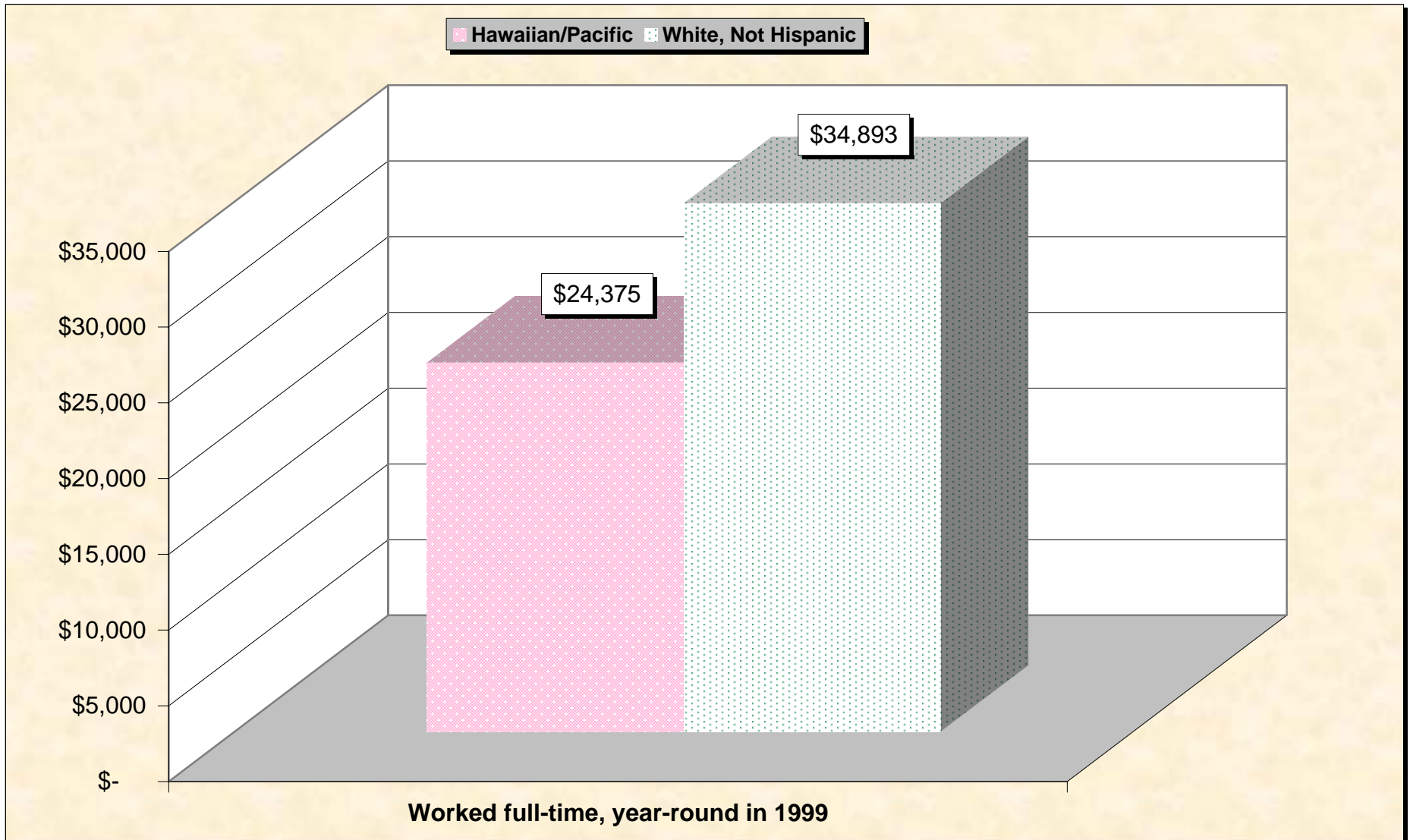
Source: Data Set: Census 2000 Summary File 3 (SF 3) - Sample Data -- P157E. PER CAPITA INCOME IN 1999 (DOLLARS) (NATIVE HAWAIIAN AND OTHER PACIFIC ISLANDER ALONE) [1] - Universe: Native Hawaiian and Other Pacific Islander alone; P157I. PER CAPITA INCOME IN 1999 (DOLLARS) (WHITE ALONE, NOT HISPANIC OR LATINO) [1] - Universe: White alone, not Hispanic or Latino population

Chart 9 -- Income in 1999 Below Poverty Level by Age Rhode Island



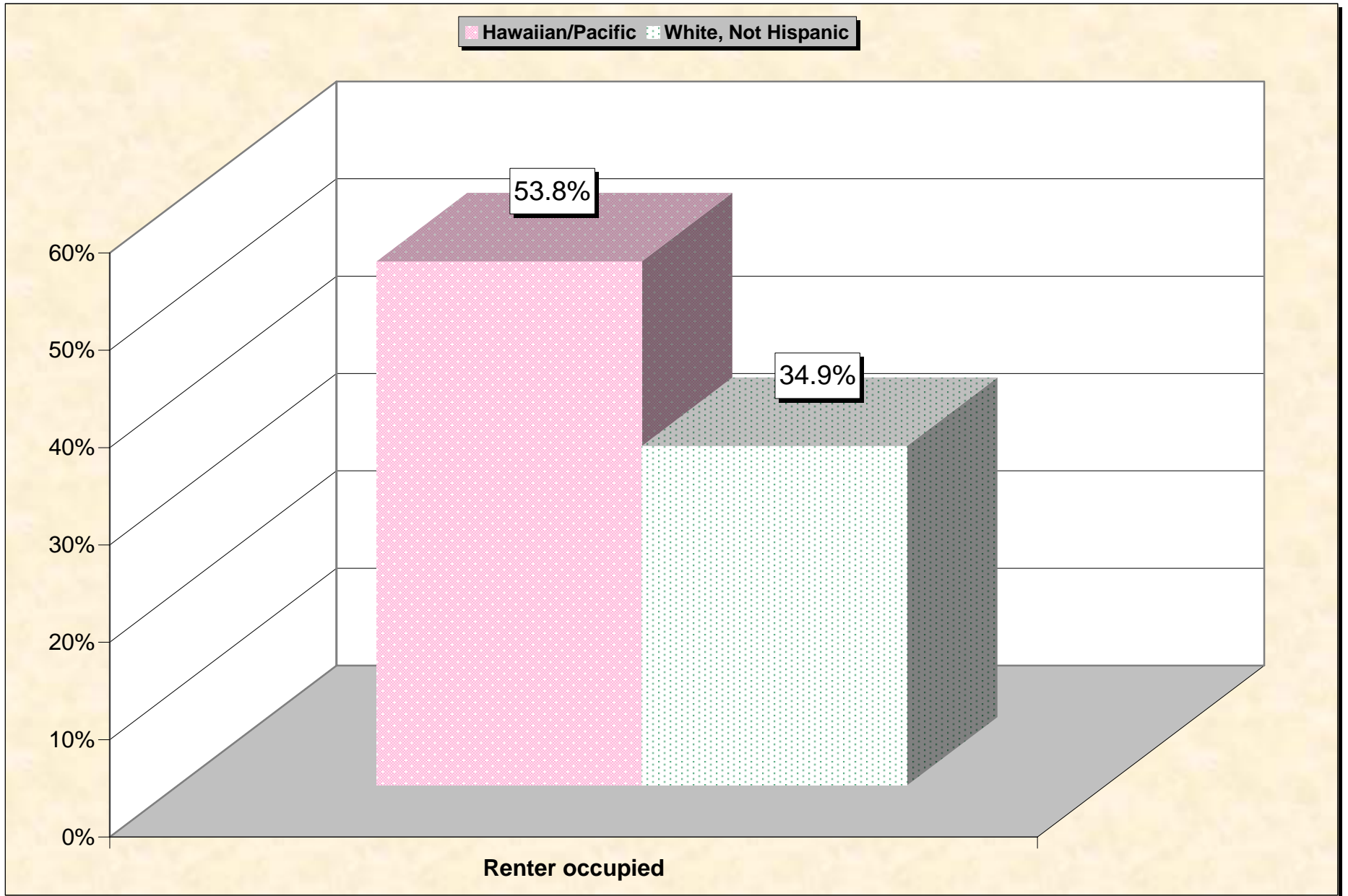
Source: Data Set: Census 2000 Summary File 3 (SF 3) - Sample Data -- P159E. POVERTY STATUS IN 1999 BY AGE (NATIVE HAWAIIAN AND OTHER PACIFIC ISLANDER ALONE) [17] - Universe: Native Hawaiian and Other Pacific Islander alone for whom poverty status is determined;P159I. POVERTY STATUS IN 1999 BY AGE (WHITE ALONE, NOT HISPANIC OR LATINO) [17] - Universe: White alone, not Hispanic or Latino population for whom poverty status is determined.

Chart 10 -- Median Earnings in 1999 Rhode Island



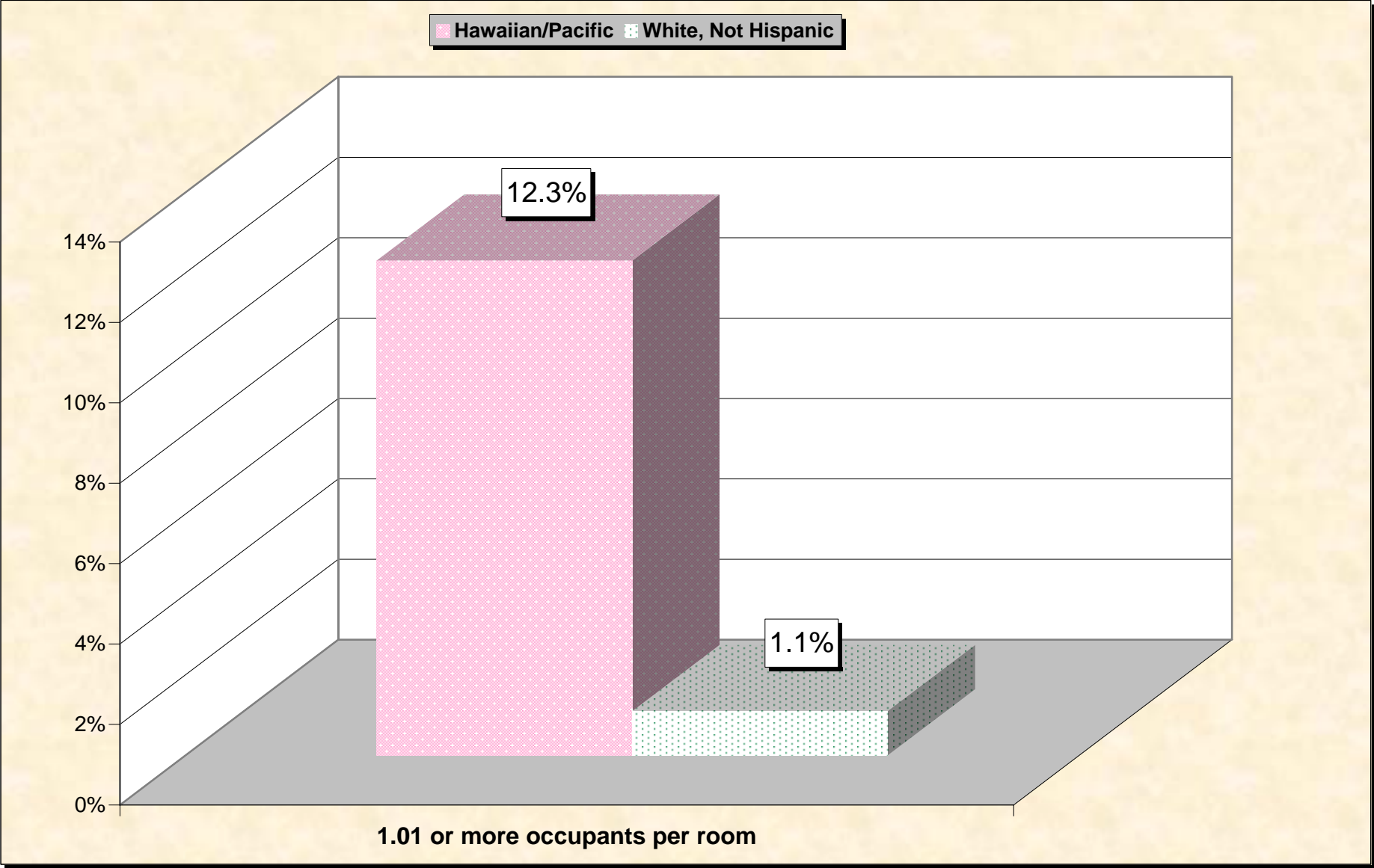
Source: Data Set: Census 2000 Summary File 3 (SF 3) - Sample Data -- PCT74E. MEDIAN EARNINGS IN 1999 (DOLLARS) BY WORK EXPERIENCE IN 1999 BY SEX FOR THE POPULATION 16 YEARS AND OVER WITH EARNINGS (NATIVE HAWAIIAN AND OTHER PACIFIC ISLANDER ALONE) [6] - Universe: Native Hawaiian and Other Pacific Islander alone 16 years and over with earnings in 1999; PCT74I. MEDIAN EARNINGS IN 1999 (DOLLARS) BY WORK EXPERIENCE IN 1999 BY SEX FOR THE POPULATION 16 YEARS AND OVER WITH EARNINGS (WHITE ALONE, NOT HISPANIC OR LATINO) [6] - Universe: White alone, not Hispanic or Latino population 16 years and over with earnings in 1999

Chart 11 -- Renter-Occupied Housing Rhode Island



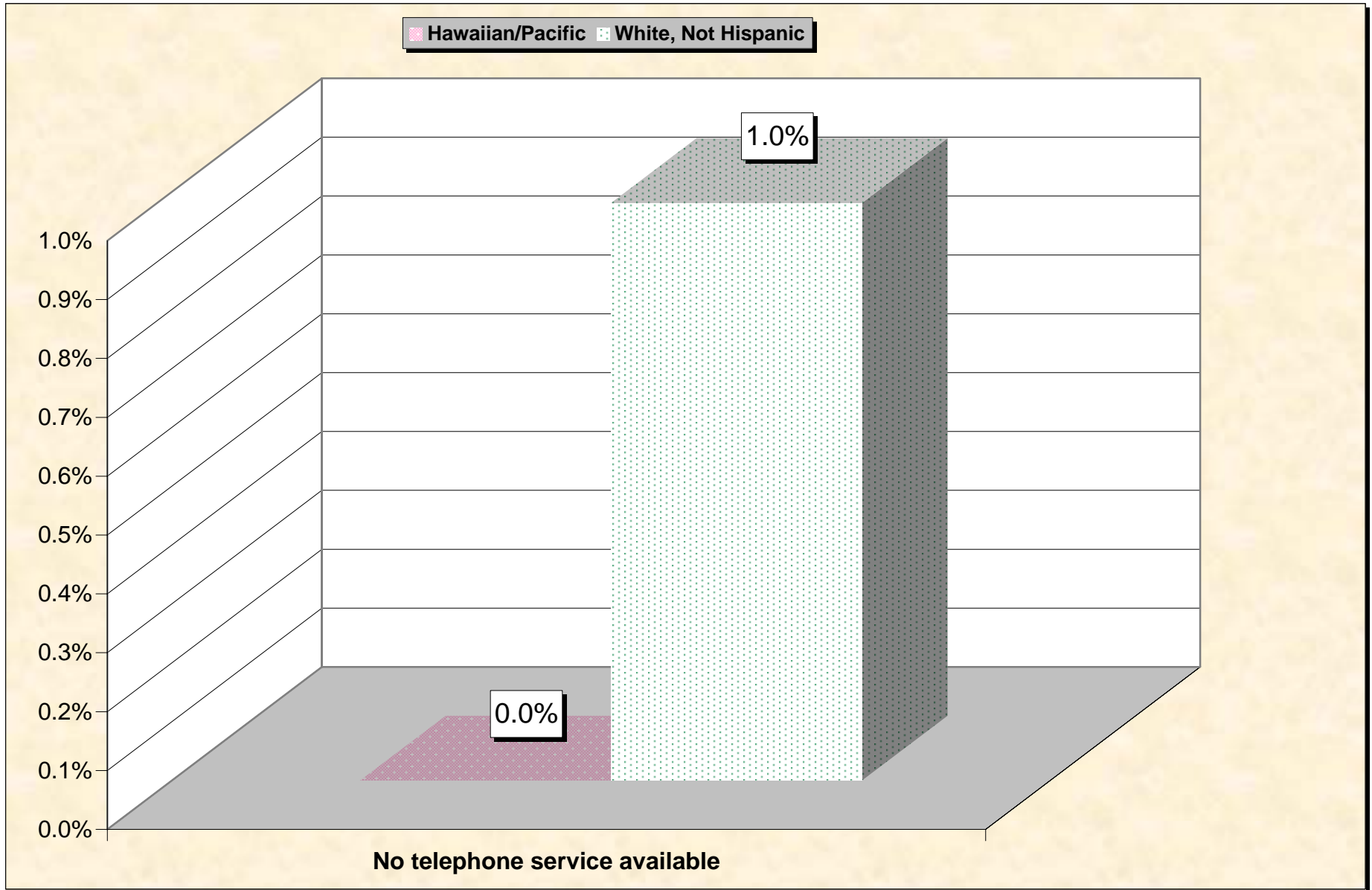
Source: Data Set: Census 2000 Summary File 3 (SF 3) - Sample Data -- H11. TENURE BY RACE OF HOUSEHOLDER [17] - Universe: Occupied housing units; H13. TENURE (WHITE ALONE, NOT HISPANIC OR LATINO HOUSEHOLDER) [3] - Universe: Occupied housing units with a householder who is White alone, not Hispanic or Latino.

Chart 12 -- Occupants Per Room (Crowding) by Household Rhode Island



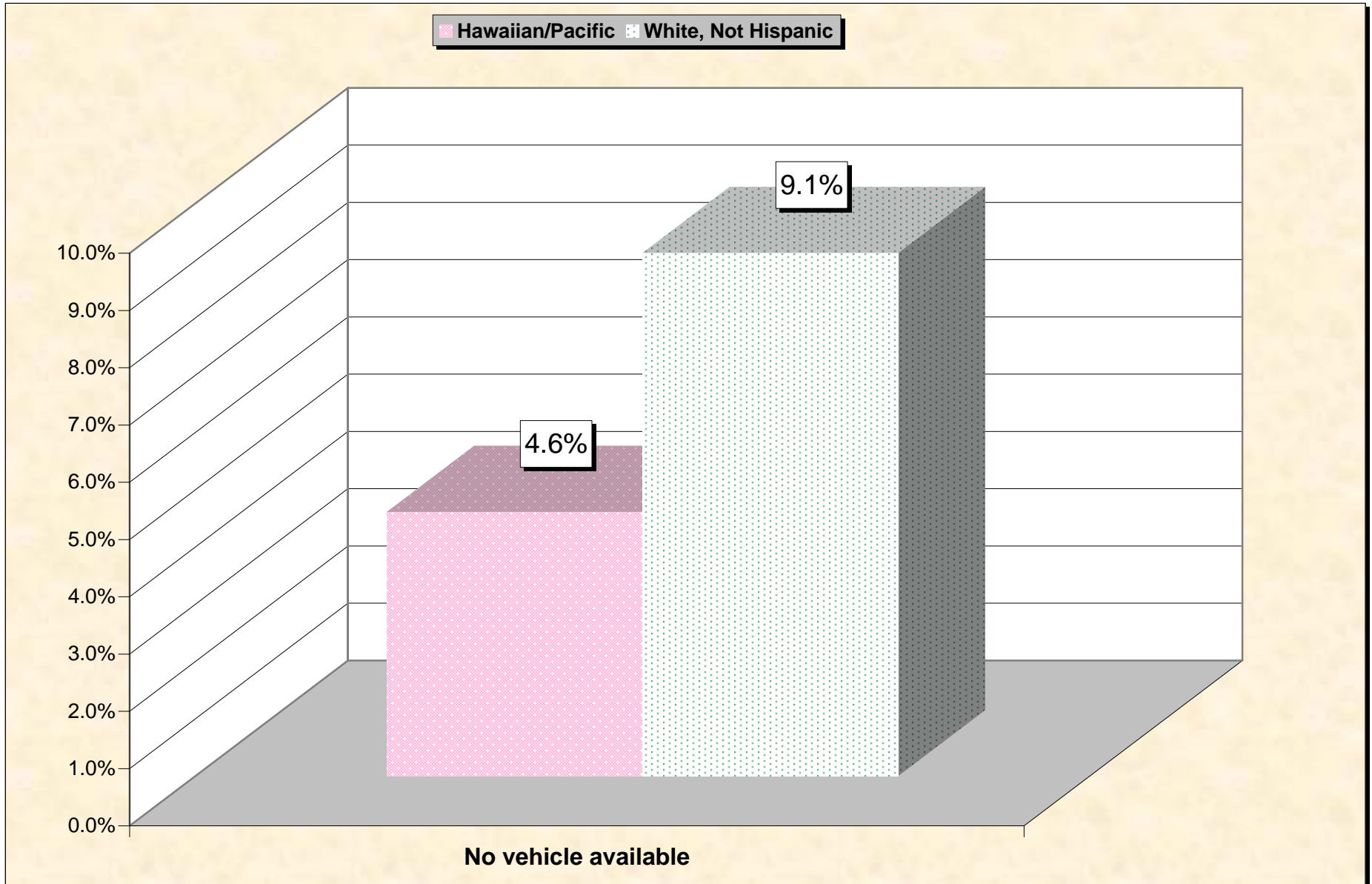
Source: Data Set: Census 2000 Summary File 3 (SF 3) - Sample Data -- HCT29E. OCCUPANTS PER ROOM (NATIVE HAWAIIAN AND OTHER PACIFIC ISLANDER ALONE HOUSEHOLDER) [3] - Universe: Occupied housing units with a householder who is Native Hawaiian and Other Pacific Islander alone; HCT29I. OCCUPANTS PER ROOM (WHITE ALONE, NOT HISPANIC OR LATINO HOUSEHOLDER) [3] - Universe: Occupied housing units with a householder who is White alone, not Hispanic or Latino

Chart 13 -- Lack of Telephone Service by Household Rhode Island



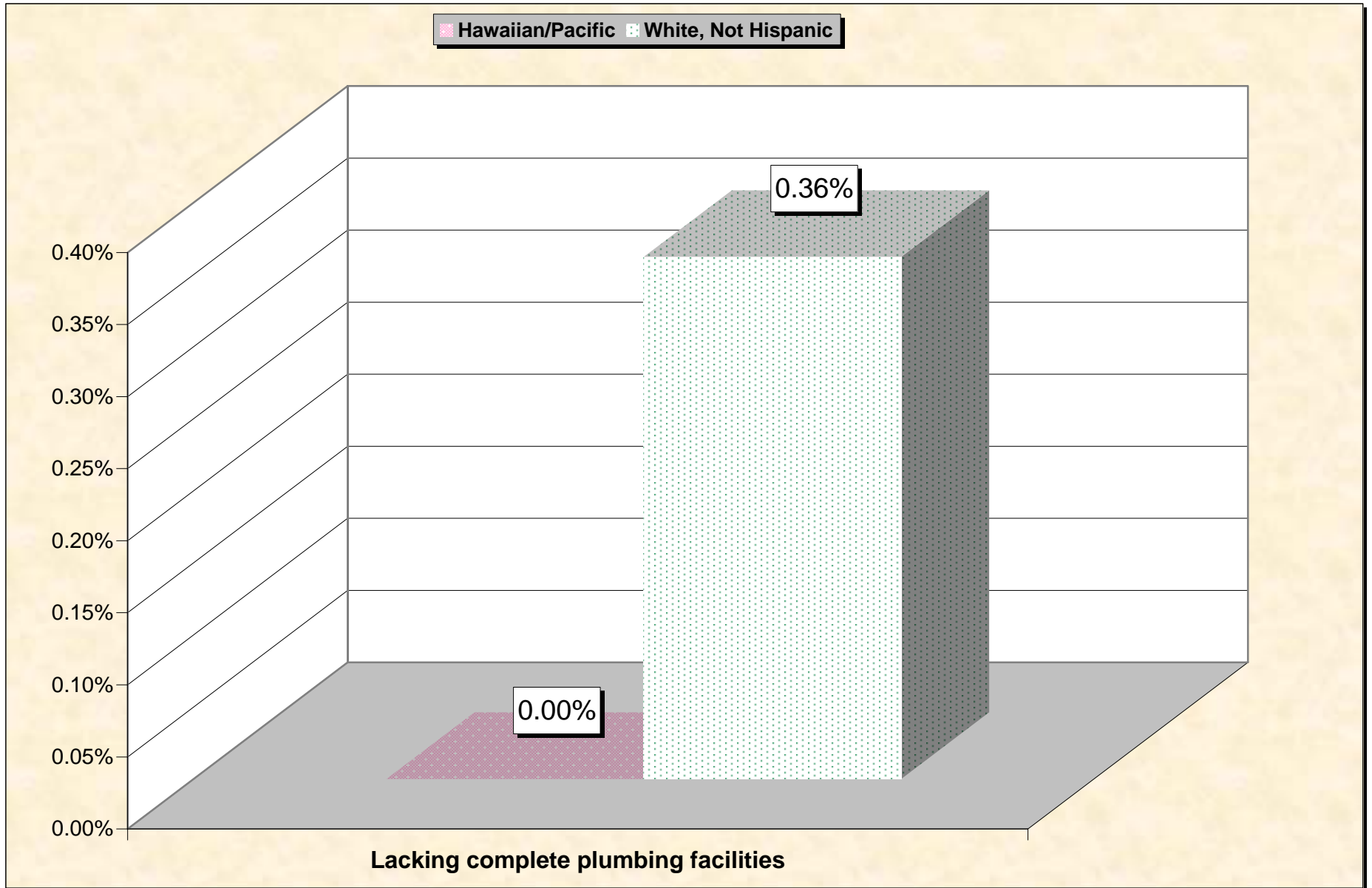
Source: Data Set: Census 2000 Summary File 3 (SF 3) - Sample Data -- HCT32E. TELEPHONE SERVICE AVAILABLE (NATIVE HAWAIIAN AND OTHER PACIFIC ISLANDER ALONE HOUSEHOLDER) [3] - Universe: Occupied housing units with a householder who is Native Hawaiian and Other Pacific Islander alone; HCT32I. TELEPHONE SERVICE AVAILABLE (WHITE ALONE, NOT HISPANIC OR LATINO HOUSEHOLDER) [3] - Universe: Occupied housing units with a householder who is White alone, not Hispanic or Latino

Chart 14 -- Lack of Vehicle By Household Rhode Island



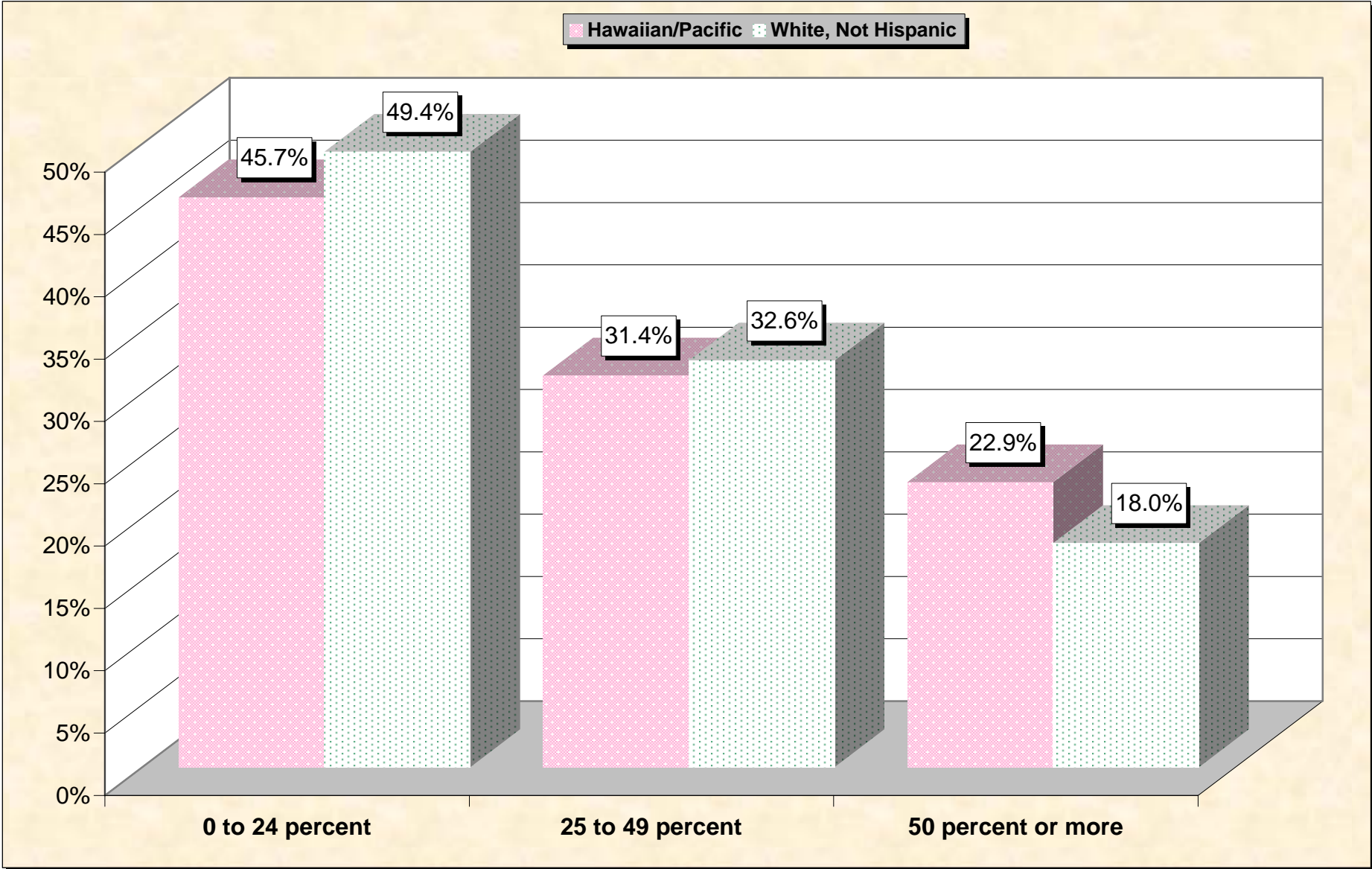
Source: Data Set: Census 2000 Summary File 3 (SF 3) - Sample Data -- HCT33E. VEHICLES AVAILABLE (NATIVE HAWAIIAN AND OTHER PACIFIC ISLANDER ALONE HOUSEHOLDER) [3] - Universe: Occupied housing units with a householder who is Native Hawaiian and Other Pacific Islander alone;; HCT33I. VEHICLES AVAILABLE (WHITE ALONE, NOT HISPANIC OR LATINO HOUSEHOLDER) [3] - Universe: Occupied housing units with a householder who is White alone, not Hispanic or Latino

Chart 15 -- Lack of Plumbing By Household Rhode Island



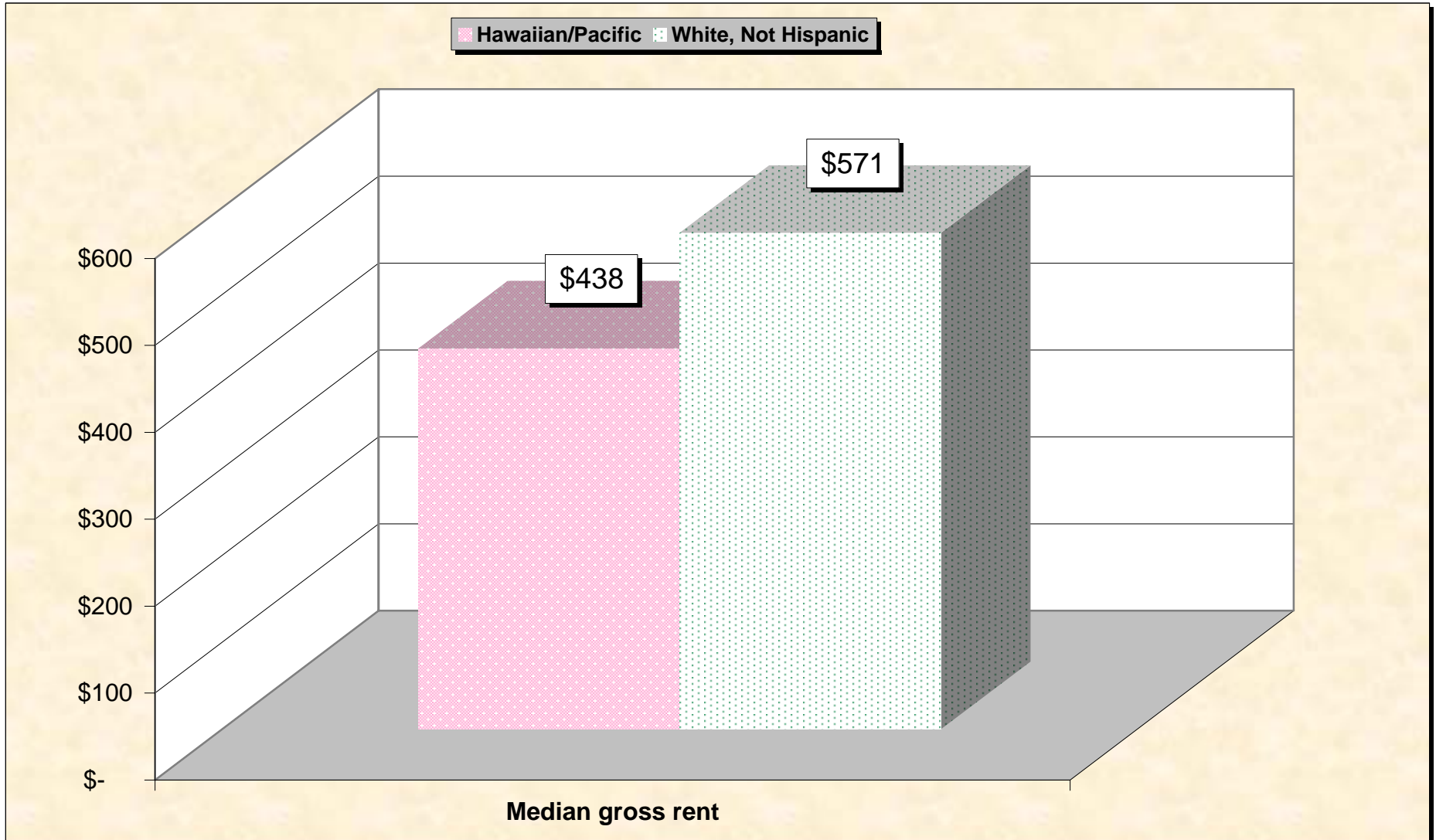
Source: Data Set: Census 2000 Summary File 3 (SF 3) - Sample Data -- HCT34E. PLUMBING FACILITIES (NATIVE HAWAIIAN AND OTHER PACIFIC ISLANDER ALONE HOUSEHOLDER) [3] - Universe: Occupied housing units with a householder who is Native Hawaiian and Other Pacific Islander alone; HCT34I. PLUMBING FACILITIES (WHITE ALONE, NOT HISPANIC OR LATINO HOUSEHOLDER) [3] - Universe: Occupied housing units with a householder who is White alone, not Hispanic or Latino.

Chart 16 -- Gross Rent as a Percentage of Household Income in 1999 Rhode Island



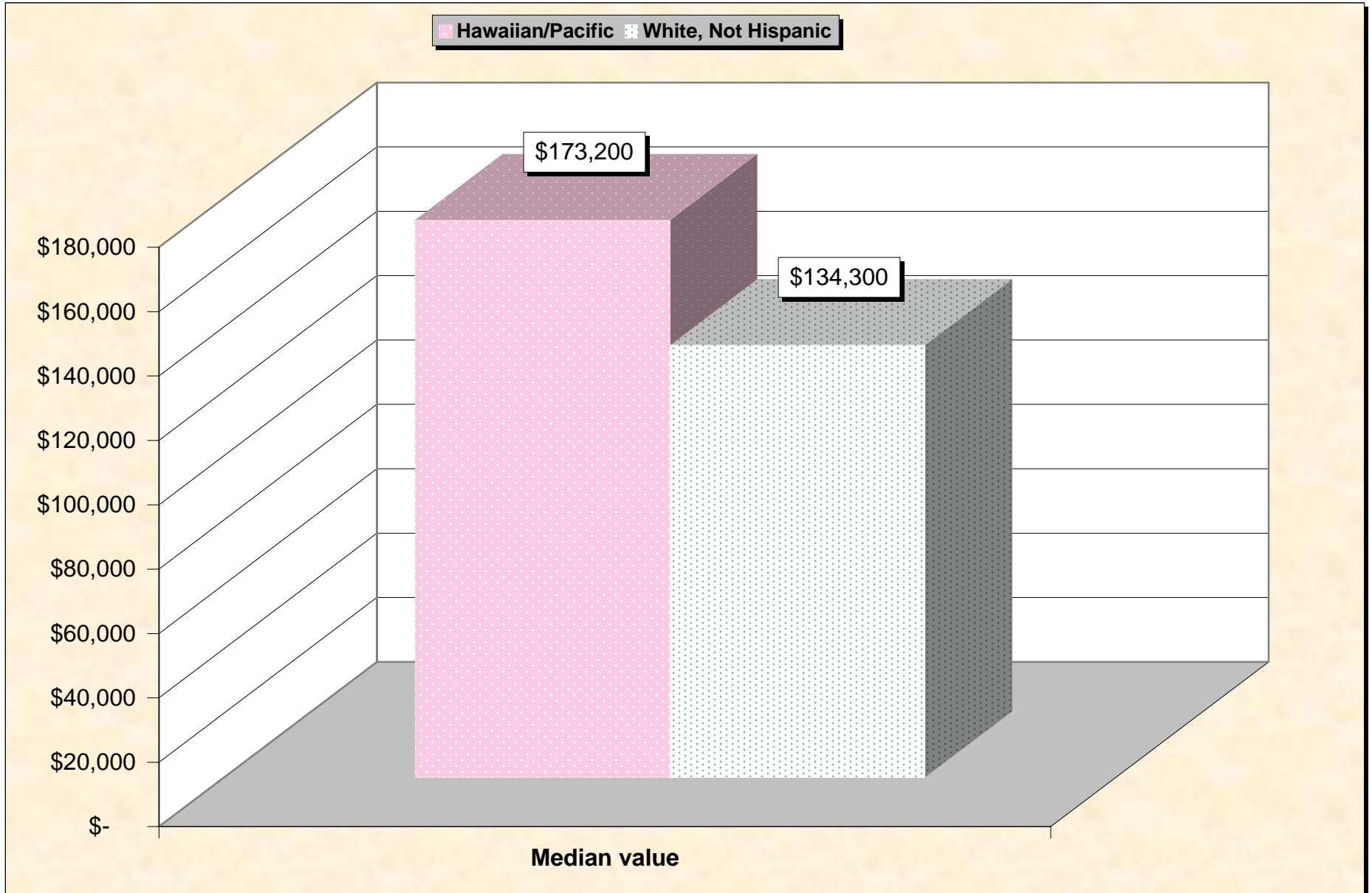
Source: Data Set: Census 2000 Summary File 3 (SF 3) - Sample Data -- HCT39E. GROSS RENT AS A PERCENTAGE OF HOUSEHOLD INCOME IN 1999 (NATIVE HAWAIIAN AND OTHER PACIFIC ISLANDER ALONE HOUSEHOLDER) [11] - Universe: Specified renter-occupied housing units with a householder who is Native Hawaiian and Other Pacific Islander alone; HCT39I. GROSS RENT AS A PERCENTAGE OF HOUSEHOLD INCOME IN 1999 (WHITE ALONE, NOT HISPANIC OR LATINO HOUSEHOLDER) [11] - Universe: Specified renter-occupied housing units with a householder who is White alone, not Hispanic or Latino.

Chart 17 -- Median Gross Rent By Household Rhode Island



Source: Data Set: Census 2000 Summary File 3 (SF 3) - Sample Data -- HCT37E. MEDIAN GROSS RENT (DOLLARS) (NATIVE HAWAIIAN AND OTHER PACIFIC ISLANDER ALONE HOUSEHOLDER) [1] - Universe: Specified renter-occupied housing units paying cash rent with a householder who is Native Hawaiian and Other Pacific Islander alone; HCT37I. MEDIAN GROSS RENT (DOLLARS) (WHITE ALONE, NOT HISPANIC OR LATINO HOUSEHOLDER) [1] - Universe: Specified renter-occupied housing units paying cash rent with a householder who is White alone, not Hispanic or Latino

Chart 18 -- Median Home Value By Household Rhode Island



Source: Data Set: Census 2000 Summary File 3 (SF 3) - Sample Data -- HCT42E. MEDIAN VALUE (DOLLARS) (NATIVE HAWAIIAN AND OTHER PACIFIC ISLANDER ALONE HOUSEHOLDER) [1] - Universe: Specified owner-occupied housing units with a householder who is Native Hawaiian and Other Pacific Islander alone; HCT42I. MEDIAN VALUE (DOLLARS) (WHITE ALONE, NOT HISPANIC OR LATINO HOUSEHOLDER) [1] - Universe: Specified owner-occupied housing units with a householder who is White alone, not Hispanic or Latino

HOUSEHOLDS BY AGE OF HOUSEHOLDER BY HOUSEHOLD TYPE (INCLUDING LIVING ALONE) BY PRESENCE OF OWN CHILDREN UNDER 18 YEARS

Source data for Chart 1

	Hawaiian/Pacific Rhode Island	White, Not Hispanic Rhode Island
Total:	122	351,002
Householder 15 to 64 years:	100	258,947
Family households:	57	179,378
Married-couple family:	26	142,207
With own children under 18 years	7	74,375
No own children under 18 years	19	67,832
Other family:	31	37,171
Male householder, no wife present:	9	9,588
With own children under 18 years	9	5,103
No own children under 18 years	0	4,485
Female householder, no husband present:	22	27,583
With own children under 18 years	18	18,172
No own children under 18 years	4	9,411
Nonfamily households:	43	79,569
Householder living alone	25	59,281
Householder not living alone	18	20,288
Householder 65 years and over:	22	92,055
Family households:	3	45,172
Married-couple family:	0	36,351
With own children under 18 years	0	178
No own children under 18 years	0	36,173
Other family:	3	8,821
Male householder, no wife present:	0	2,043
With own children under 18 years	0	3
No own children under 18 years	0	2,040
Female householder, no husband present:	3	6,778
With own children under 18 years	0	18
No own children under 18 years	3	6,760
Nonfamily households:	19	46,883
Householder living alone	9	45,277
Householder not living alone	10	1,606

Source: Data Set: Census 2000 Summary File 3 (SF 3) - Sample Data - P146E. HOUSEHOLDS BY AGE OF HOUSEHOLDER BY HOUSEHOLD TYPE (INCLUDING LIVING ALONE) BY PRESENCE OF OWN CHILDREN UNDER 18 YEARS (NATIVE HAWAIIAN AND OTHER PACIFIC ISLANDER ALONE HOUSEHOLDER) [31] - Universe: Households with a householder who is Native Hawaiian and Other Pacific Islander alone; P146I. HOUSEHOLDS BY AGE OF HOUSEHOLDER BY HOUSEHOLD TYPE (INCLUDING LIVING ALONE) BY PRESENCE OF OWN CHILDREN UNDER 18 YEARS (WHITE ALONE, NOT HISPANIC OR LATINO HOUSEHOLDER) [31] - Universe: Households with a householder who is White alone, not Hispanic or Latino.

SCHOOL ENROLLMENT BY LEVEL OF SCHOOL BY TYPE OF SCHOOL FOR THE POPULATION 3 YEARS AND OVER

Source data for Chart 2

	Hawaiian/Pacific Rhode Island	White, Not Hispanic Rhode Island
Total:	414	832,680
Enrolled in nursery school, preschool:	13	12,413
Public school	6	5,053
Private school	7	7,360
Enrolled in kindergarten:	0	10,429
Public school	0	8,416
Private school	0	2,013
Enrolled in grade 1 to grade 8:	70	86,513
Public school	62	73,865
Private school	8	12,648
Enrolled in grade 9 to grade 12:	0	42,471
Public school	0	36,459
Private school	0	6,012
Enrolled in college:	56	67,133
Public school	41	37,730
Private school	15	29,403
Not enrolled in school	275	613,721

Source: Data Set: Census 2000 Summary File 3 (SF 3) - Sample Data - P146E. HOUSEHOLDS BY AGE OF HOUSEHOLDER BY HOUSEHOLD TYPE (INCLUDING LIVING ALONE) BY PRESENCE OF OWN CHILDREN UNDER 18 YEARS (NATIVE HAWAIIAN AND OTHER PACIFIC ISLANDER ALONE HOUSEHOLDER) [31] - Universe: Households with a householder who is Native Hawaiian and Other Pacific Islander alone; P146I. HOUSEHOLDS BY AGE OF HOUSEHOLDER BY HOUSEHOLD TYPE (INCLUDING LIVING ALONE) BY PRESENCE OF OWN CHILDREN UNDER 18 YEARS (WHITE ALONE, NOT HISPANIC OR LATINO HOUSEHOLDER) [31] - Universe: Households with a householder who is White alone, not Hispanic or Latino.

SEX BY EDUCATIONAL ATTAINMENT FOR THE POPULATION 25 YEARS AND OVER

Source data for Chart 3

	Hawaiian/Pacific Rhode Island	White, Not Hispanic Rhode Island
Total:	213	599,057
Male:	92	278,238
Less than 9th grade	14	16,651
9th to 12th grade, no diploma	42	35,961
High school graduate (includes equivalency)	19	75,318
Some college, no degree	0	48,535
Associate degree	0	19,503
Bachelor's degree	6	51,077
Graduate or professional degree	11	31,193
Female:	121	320,819
Less than 9th grade	20	21,659
9th to 12th grade, no diploma	14	40,692
High school graduate (includes equivalency)	31	93,898
Some college, no degree	49	59,824
Associate degree	4	23,742
Bachelor's degree	3	50,513
Graduate or professional degree	0	30,491

Source: Data Set: Census 2000 Summary File 3 (SF 3) - Sample Data -- P148E. SEX BY EDUCATIONAL ATTAINMENT FOR THE POPULATION 25 YEARS AND OVER (NATIVE HAWAIIAN AND OTHER PACIFIC ISLANDER ALONE) [17] - Universe: Native Hawaiian and Other Pacific Islander alone 25 years and over; P148I. SEX BY EDUCATIONAL ATTAINMENT FOR THE POPULATION 25 YEARS AND OVER (WHITE ALONE, NOT HISPANIC OR LATINO) [17] - Universe: White alone, not Hispanic or Latino population 25 years and over.

SEX BY EMPLOYMENT STATUS FOR THE POPULATION 16 YEARS AND OVER

Source data for Charts 4 and 5

	Hawaiian/Pacific Rhode Island	White, Not Hispanic Rhode Island
Total:	315	698,518
Male:	152	327,529
In labor force:	106	236,467
In Armed Forces	0	2,534
Civilian:	106	233,933
Employed	106	222,565
Unemployed	0	11,368
Not in labor force	46	91,062
Female:	163	370,989
In labor force:	97	219,941
In Armed Forces	0	353
Civilian:	97	219,588
Employed	56	209,507
Unemployed	41	10,081
Not in labor force	66	151,048

Source: Data Set: Census 2000 Summary File 3 (SF 3) - Sample Data -- P150E. SEX BY EMPLOYMENT STATUS FOR THE POPULATION 16 YEARS AND OVER (NATIVE HAWAIIAN AND OTHER PACIFIC ISLANDER ALONE) [15] - Universe: Native Hawaiian and Other Pacific Islander alone 16 years and over; P150I. SEX BY EMPLOYMENT STATUS FOR THE POPULATION 16 YEARS AND OVER (WHITE ALONE, NOT HISPANIC OR LATINO) [15] - Universe: White alone, not Hispanic or Latino population 16 years and over

HOUSEHOLD INCOME IN 1999

Source data for Chart 6

	Hawaiian/Pacific Rhode Island	White, Not Hispanic Rhode Island
Total:	122	351,002
Less than \$10,000	28	31,611
\$10,000 to \$14,999	7	22,898
\$15,000 to \$19,999	0	20,486
\$20,000 to \$24,999	16	20,105
\$25,000 to \$29,999	13	19,947
\$30,000 to \$34,999	18	20,754
\$35,000 to \$39,999	17	19,515
\$40,000 to \$44,999	0	18,973
\$45,000 to \$49,999	0	17,169
\$50,000 to \$59,999	0	33,967
\$60,000 to \$74,999	23	40,787
\$75,000 to \$99,999	0	40,381
\$100,000 to \$124,999	0	20,394
\$125,000 to \$149,999	0	9,060
\$150,000 to \$199,999	0	7,503
\$200,000 or more	0	7,452

Source: Data Set: Census 2000 Summary File 3 (SF 3) - Sample Data -- P151E. HOUSEHOLD INCOME IN 1999 (NATIVE HAWAIIAN AND OTHER PACIFIC ISLANDER ALONE HOUSEHOLDER) [17] - Universe: Households with a householder who is Native Hawaiian and Other Pacific Islander alone; P151I. HOUSEHOLD INCOME IN 1999 (WHITE ALONE, NOT HISPANIC OR LATINO HOUSEHOLDER) [17] - Universe: Households with a householder who is White alone, not Hispanic or Latino

MEDIAN FAMILY INCOME IN 1999

Source data for Chart 7

	Hawaiian/Pacific Rhode Island	White, Not Hispanic Rhode Island
Median family income in 1999	\$ 17,222	\$ 57,200

Source: Data Set: Census 2000 Summary File 3 (SF 3) - Sample Data -- P155E. MEDIAN FAMILY INCOME IN 1999 (DOLLARS) (NATIVE HAWAIIAN AND OTHER PACIFIC ISLANDER ALONE HOUSEHOLDER) [1] - Universe: Families with a householder who is Native Hawaiian and Other Pacific Islander alone ; P155I. MEDIAN FAMILY INCOME IN 1999 (DOLLARS) (WHITE ALONE, NOT HISPANIC OR LATINO HOUSEHOLDER) [1] - Universe: Families with a householder who is White alone, not Hispanic or Latino

PER CAPITA INCOME IN 1999

Source data for Chart 8

	Hawaiian/Pacific Rhode Island	White, Not Hispanic Rhode Island
Per capita income in 1999	\$ 10,327	\$ 23,931

Source: Data Set: Census 2000 Summary File 3 (SF 3) - Sample Data -- P157E. PER CAPITA INCOME IN 1999 (DOLLARS) (NATIVE HAWAIIAN AND OTHER PACIFIC ISLANDER ALONE) [1] - Universe: Native Hawaiian and Other Pacific Islander alone; P157I. PER CAPITA INCOME IN 1999 (DOLLARS) (WHITE ALONE, NOT HISPANIC OR LATINO) [1] - Universe: White alone, not Hispanic or Latino population

POVERTY STATUS IN 1999 BY AGE

Source data for Chart 9

	Hawaiian/Pacific Rhode Island	White, Not Hispanic Rhode Island
Total:	396	828,698
Income in 1999 below poverty level:	171	65,722
Under 5 years	22	4,490
5 years	7	907
6 to 11 years	42	5,764
12 to 17 years	14	4,111
18 to 64 years	82	37,429
65 to 74 years	0	4,933
75 years and over	4	8,088
Income in 1999 at or above poverty level:	225	762,976
Under 5 years	10	39,553
5 years	0	8,917
6 to 11 years	14	57,578
12 to 17 years	0	56,928
18 to 64 years	183	478,346
65 to 74 years	10	62,472
75 years and over	8	59,182

Source: Data Set: Census 2000 Summary File 3 (SF 3) - Sample Data -- P159E. POVERTY STATUS IN 1999 BY AGE (NATIVE HAWAIIAN AND OTHER PACIFIC ISLANDER ALONE) [17] - Universe: Native Hawaiian and Other Pacific Islander alone for whom poverty status is determined;P159I. POVERTY STATUS IN 1999 BY AGE (WHITE ALONE, NOT HISPANIC OR LATINO) [17] - Universe: White alone, not Hispanic or Latino population for whom poverty status is determined.

MEDIAN EARNINGS IN 1999

Source data for Chart 10

	Hawaiian/Pacific Rhode Island	White, Not Hispanic Rhode Island
Median earnings in 1999 --		
Worked full-time, year-round in 1999 --		
Total	\$ 24,375	\$ 34,893
Male	\$ 24,554	\$ 39,943
Female	\$ 22,083	\$ 28,711
Other --		
Total	\$ 7,596	\$ 10,581
Male	\$ 10,375	\$ 11,199
Female	\$ 7,273	\$ 10,235

Source: Data Set: Census 2000 Summary File 3 (SF 3) - Sample Data -- PCT74E. MEDIAN EARNINGS IN 1999 (DOLLARS) BY WORK EXPERIENCE IN 1999 BY SEX FOR THE POPULATION 16 YEARS AND OVER WITH EARNINGS (NATIVE HAWAIIAN AND OTHER PACIFIC ISLANDER ALONE) [6] - Universe: Native Hawaiian and Other Pacific Islander alone 16 years and over with earnings in 1999; PCT74I. MEDIAN EARNINGS IN 1999 (DOLLARS) BY WORK EXPERIENCE IN 1999 BY SEX FOR THE POPULATION 16 YEARS AND OVER WITH EARNINGS (WHITE ALONE, NOT HISPANIC OR LATINO) [6] - Universe: White alone, not Hispanic or Latino population 16 years and over with earnings in 1999

TENURE BY RACE OF HOUSEHOLDER

Source data for Chart 11

	Rhode Island
Total:	408,424
Owner occupied:	245,150
Householder who is White alone	230,921
Householder who is Black or African American alone	4,585
Householder who is American Indian and Alaska Native alone	457
Householder who is Asian alone	2,744
Householder who is Native Hawaiian and Other Pacific Islander alone	60
Householder who is Some other race alone	3,531
Householder who is Two or more races	2,852
Renter occupied:	163,274
Householder who is White alone	129,144
Householder who is Black or African American alone	11,205
Householder who is American Indian and Alaska Native alone	1,162
Householder who is Asian alone	4,010
Householder who is Native Hawaiian and Other Pacific Islander alone	70
Householder who is Some other race alone	11,810
Householder who is Two or more races	5,873

White alone, not Hispanic

White, Not Hispanic

		Rhode Island
Total:		351,664
Owner occupied		229,031
Renter occupied		122,633

Source: Data Set: Census 2000 Summary File 3 (SF 3) - Sample Data -- H11. TENURE BY RACE OF HOUSEHOLDER [17] - Universe: Occupied housing units; H13. TENURE (WHITE ALONE, NOT HISPANIC OR LATINO HOUSEHOLDER) [3] - Universe: Occupied housing units with a householder who is White alone, not Hispanic or Latino.

OCCUPANTS PER ROOM

Source data for Chart 12

	Hawaiian/Pacific Rhode Island	White, Not Hispanic Rhode Island
Total:	130	351,664
1.00 or less occupants per room	114	347,793
1.01 or more occupants per room	16	3,871

Source: Data Set: Census 2000 Summary File 3 (SF 3) - Sample Data -- HCT29E. OCCUPANTS PER ROOM (NATIVE HAWAIIAN AND OTHER PACIFIC ISLANDER ALONE HOUSEHOLDER) [3] - Universe: Occupied housing units with a householder who is Native Hawaiian and Other Pacific Islander alone; HCT29I. OCCUPANTS PER ROOM (WHITE ALONE, NOT HISPANIC OR LATINO HOUSEHOLDER) [3] - Universe: Occupied housing units with a householder who is White alone, not Hispanic or Latino

TELEPHONE SERVICE AVAILABLE

Source data for Chart 13

	Hawaiian/Pacific Rhode Island	White, Not Hispanic Rhode Island
Total:	130	351,664
With telephone service available	130	348,213
No telephone service available	0	3,451

Source: Data Set: Census 2000 Summary File 3 (SF 3) - Sample Data -- HCT32E. TELEPHONE SERVICE AVAILABLE (NATIVE HAWAIIAN AND OTHER PACIFIC ISLANDER ALONE HOUSEHOLDER) [3] - Universe: Occupied housing units with a householder who is Native Hawaiian and Other Pacific Islander alone; HCT32I. TELEPHONE SERVICE AVAILABLE (WHITE ALONE, NOT HISPANIC OR LATINO HOUSEHOLDER) [3] - Universe: Occupied housing units with a householder who is White alone, not Hispanic or Latino

VEHICLES AVAILABLE

Source data for Chart 14

	Hawaiian/Pacific Rhode Island	White, Not Hispanic Rhode Island
Total:	130	351,664
No vehicle available	6	32,142
1 or more vehicles available	124	319,522

Source: Data Set: Census 2000 Summary File 3 (SF 3) - Sample Data -- HCT33E. VEHICLES AVAILABLE (NATIVE HAWAIIAN AND OTHER PACIFIC ISLANDER ALONE HOUSEHOLDER) [3] - Universe: Occupied housing units with a householder who is Native Hawaiian and Other Pacific Islander alone;; HCT33I. VEHICLES AVAILABLE (WHITE ALONE, NOT HISPANIC OR LATINO HOUSEHOLDER) [3] - Universe: Occupied housing units with a householder who is White alone, not Hispanic or Latino

PLUMBING FACILITIES

Source data for Chart 15

	Hawaiian/Pacific Rhode Island	White, Not Hispanic Rhode Island
Total:	130	351,664
Complete plumbing facilities	130	350,390
Lacking complete plumbing facilities	0	1,274

Source: Data Set: Census 2000 Summary File 3 (SF 3) - Sample Data -- HCT34E. PLUMBING FACILITIES (NATIVE HAWAIIAN AND OTHER PACIFIC ISLANDER ALONE HOUSEHOLDER) [3] - Universe: Occupied housing units with a householder who is Native Hawaiian and Other Pacific Islander alone; HCT34I. PLUMBING FACILITIES (WHITE ALONE, NOT HISPANIC OR LATINO HOUSEHOLDER) [3] - Universe: Occupied housing units with a householder who is White alone, not Hispanic or Latino.

GROSS RENT AS A PERCENTAGE OF HOUSEHOLD INCOME IN 1999

Source data for Chart 16

	Hawaiian/Pacific Rhode Island	White, Not Hispanic Rhode Island
Total:	70	122,053
Less than 10 percent	8	8,020
10 to 14 percent	0	14,579
15 to 19 percent	0	17,772
20 to 24 percent	24	15,910
25 to 29 percent	9	14,557
30 to 34 percent	13	9,457
35 to 39 percent	0	5,706
40 to 49 percent	0	7,464
50 percent or more	16	20,502
Not computed	0	8,086

Source: Data Set: Census 2000 Summary File 3 (SF 3) - Sample Data -- HCT39E. GROSS RENT AS A PERCENTAGE OF HOUSEHOLD INCOME IN 1999 (NATIVE HAWAIIAN AND OTHER PACIFIC ISLANDER ALONE HOUSEHOLDER) [11] - Universe: Specified renter-occupied housing units with a householder who is Native Hawaiian and Other Pacific Islander alone; HCT39I. GROSS RENT AS A PERCENTAGE OF HOUSEHOLD INCOME IN 1999 (WHITE ALONE, NOT HISPANIC OR LATINO HOUSEHOLDER) [11] - Universe: Specified renter-occupied housing units with a householder who is White alone, not Hispanic or Latino.

MEDIAN GROSS RENT

Source data for Chart 17

	Hawaiian/Pacific Rhode Island	White, Not Hispanic Rhode Island
Median gross rent	\$ 438	\$ 571

Source: Data Set: Census 2000 Summary File 3 (SF 3) - Sample Data -- HCT37E. MEDIAN GROSS RENT (DOLLARS) (NATIVE HAWAIIAN AND OTHER PACIFIC ISLANDER ALONE HOUSEHOLDER) [1] - Universe: Specified renter-occupied housing units paying cash rent with a householder who is Native Hawaiian and Other Pacific Islander alone; HCT37I. MEDIAN GROSS RENT (DOLLARS) (WHITE ALONE, NOT HISPANIC OR LATINO HOUSEHOLDER) [1] - Universe: Specified renter-occupied housing units paying cash rent with a householder who is White alone, not Hispanic or Latino

MEDIAN HOME VALUE

Source data for Chart 18

	Hawaiian/Pacific Rhode Island	White, Not Hispanic Rhode Island
Median value	\$ 173,200	\$ 134,300

Source: Data Set: Census 2000 Summary File 3 (SF 3) - Sample Data -- HCT42E. MEDIAN VALUE (DOLLARS) (NATIVE HAWAIIAN AND OTHER PACIFIC ISLANDER ALONE HOUSEHOLDER) [1] - Universe: Specified owner-occupied housing units with a householder who is Native Hawaiian and Other Pacific Islander alone; HCT42I. MEDIAN VALUE (DOLLARS) (WHITE ALONE, NOT HISPANIC OR LATINO HOUSEHOLDER) [1] - Universe: Specified owner-occupied housing units with a householder who is White alone, not Hispanic or Latino