

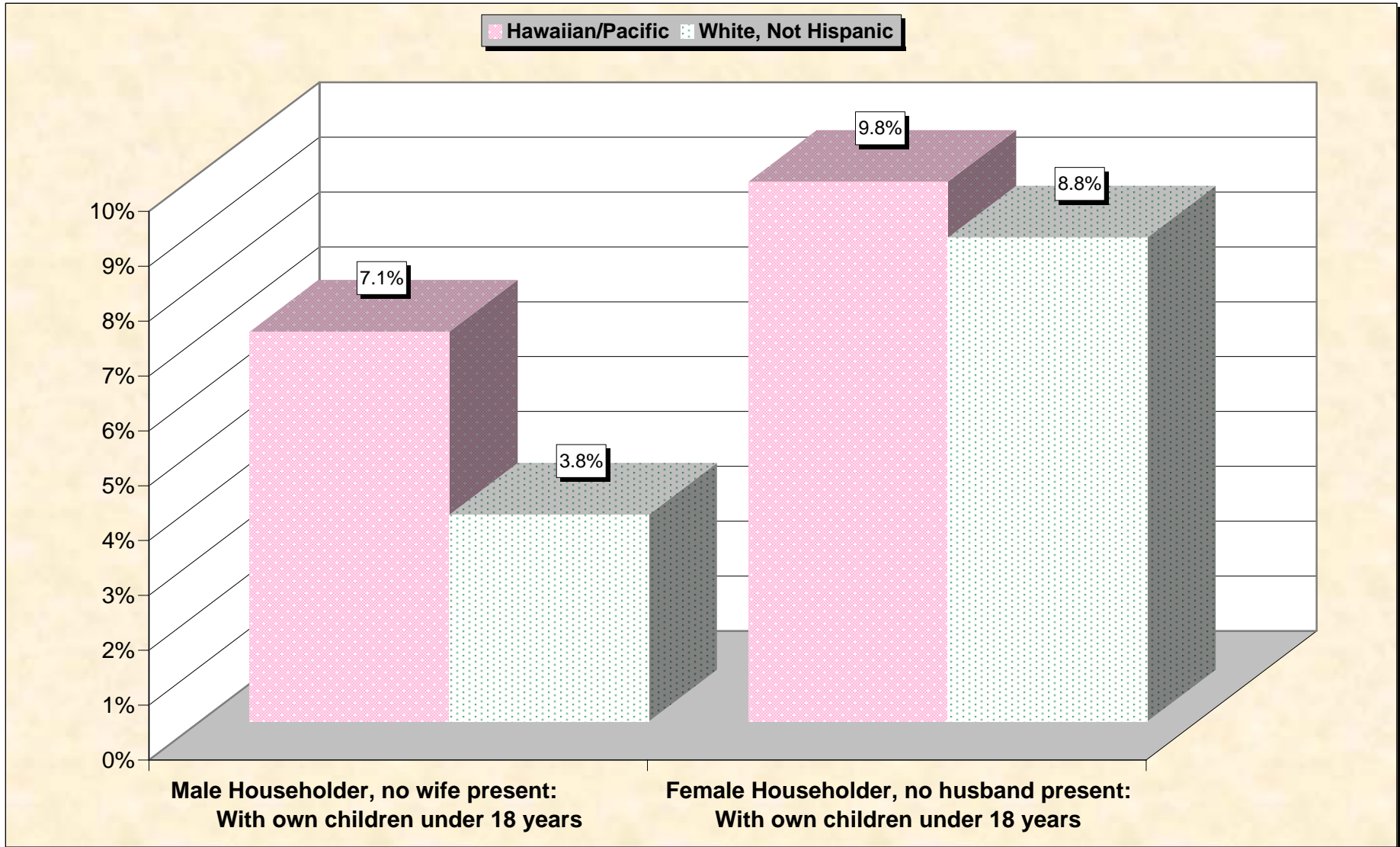
Selected Socio-Economic Data

Idaho

Hawaiian and Other Pacific Islander and White, Not Hispanic

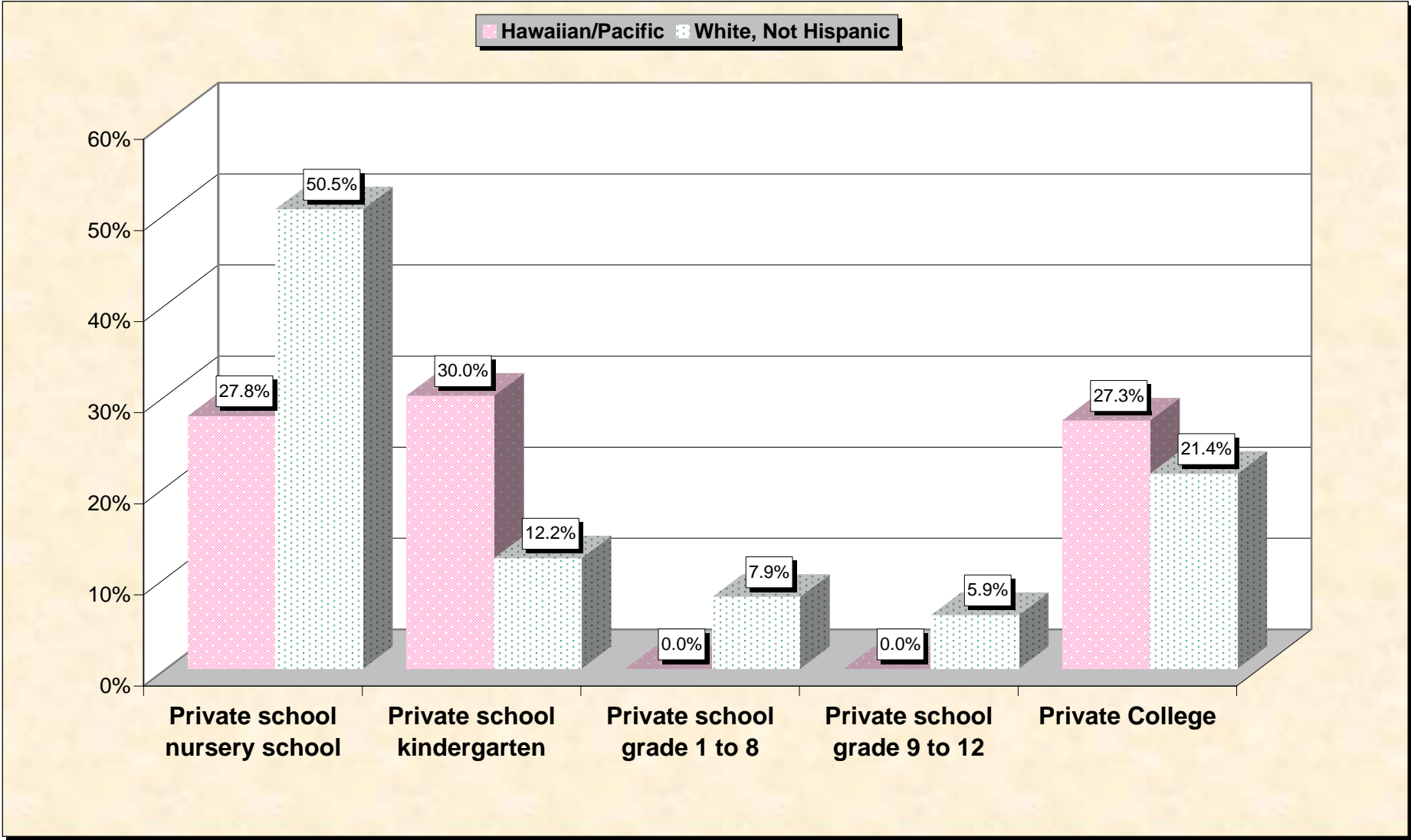
Data Set: Census 2000 Summary File 3 (SF 3) - Sample Data

Chart 1 -- Single-Parent Family Households (Householder 15 to 64 years) Idaho



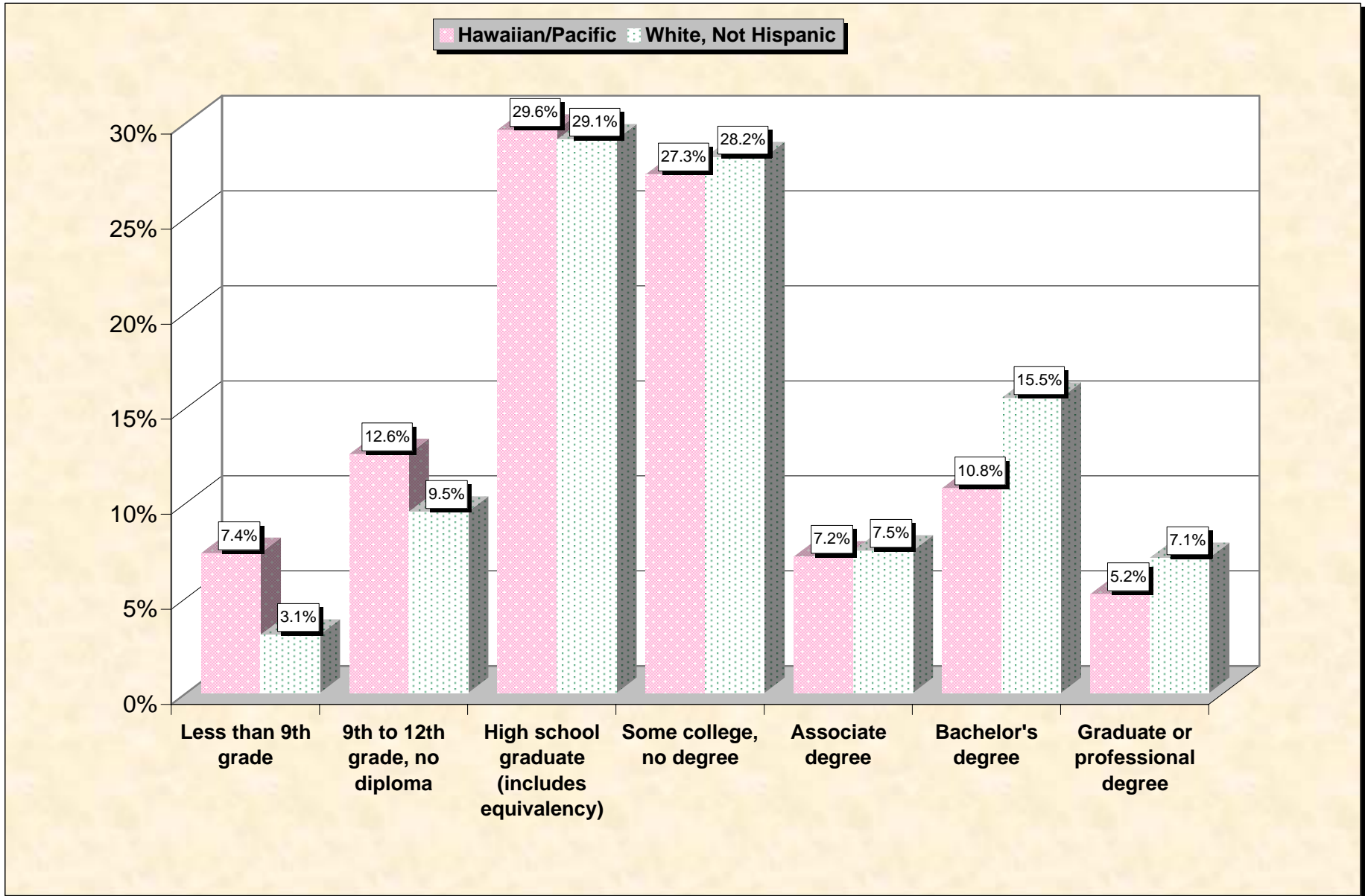
Source: Data Set: Census 2000 Summary File 3 (SF 3) - Sample Data - P146E. HOUSEHOLDS BY AGE OF HOUSEHOLDER BY HOUSEHOLD TYPE (INCLUDING LIVING ALONE) BY PRESENCE OF OWN CHILDREN UNDER 18 YEARS (NATIVE HAWAIIAN AND OTHER PACIFIC ISLANDER ALONE HOUSEHOLDER) [31] - Universe: Households with a householder who is Native Hawaiian and other Pacific Islander alone; P146I. HOUSEHOLDS BY AGE OF HOUSEHOLDER BY HOUSEHOLD TYPE (INCLUDING LIVING ALONE) BY PRESENCE OF OWN CHILDREN UNDER 18 YEARS (WHITE ALONE, NOT HISPANIC OR LATINO HOUSEHOLDER) [31] - Universe: Households with a householder who is White alone, not Hispanic or Latino.

Chart 2 -- Private School Enrollment (3 years and over) Idaho



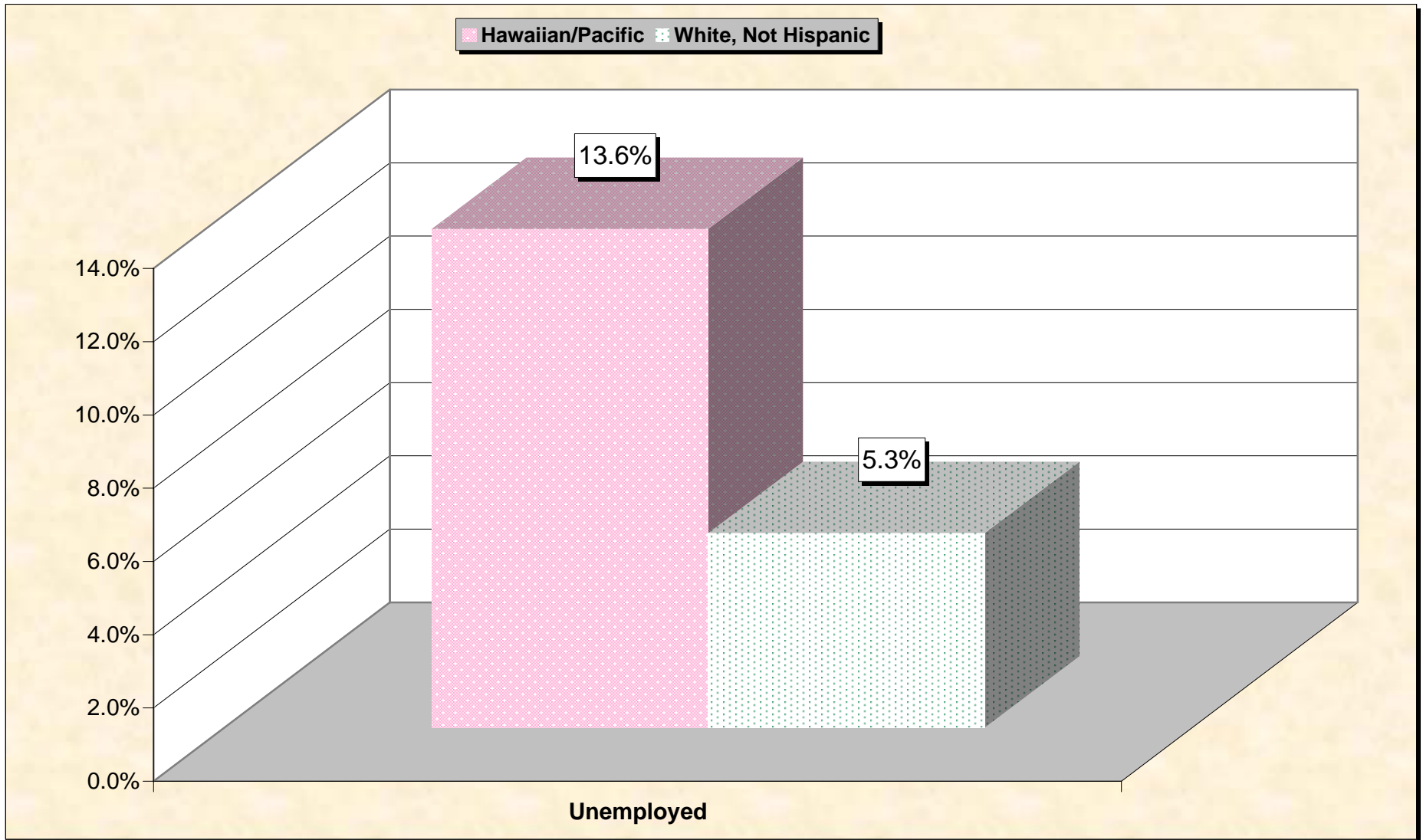
Source: Data Set: Census 2000 Summary File 3 (SF 3) - Sample Data -- P147E. SCHOOL ENROLLMENT BY LEVEL OF SCHOOL BY TYPE OF SCHOOL FOR THE POPULATION 3 YEARS AND OVER (NATIVE HAWAIIAN AND OTHER PACIFIC ISLANDER ALONE) [17] - Universe: Native Hawaiian and Other Pacific Islander alone 3 years and over; P147I. SCHOOL ENROLLMENT BY LEVEL OF SCHOOL BY TYPE OF SCHOOL FOR THE POPULATION 3 YEARS AND OVER (WHITE ALONE, NOT HISPANIC OR LATINO) [17] - Universe: White alone, not Hispanic or Latino population 3 years and over.

Chart 3 -- Educational Attainment (25 years and over) Idaho



Source: Data Set: Census 2000 Summary File 3 (SF 3) - Sample Data -- P148E. SEX BY EDUCATIONAL ATTAINMENT FOR THE POPULATION 25 YEARS AND OVER (NATIVE HAWAIIAN AND OTHER PACIFIC ISLANDER ALONE) [17] - Universe: Native Hawaiian and Other Pacific Islander alone 25 years and over; P148I. SEX BY EDUCATIONAL ATTAINMENT FOR THE POPULATION 25 YEARS AND OVER (WHITE ALONE, NOT HISPANIC OR LATINO) [17] - Universe: White alone, not Hispanic or Latino population 25 years and over.

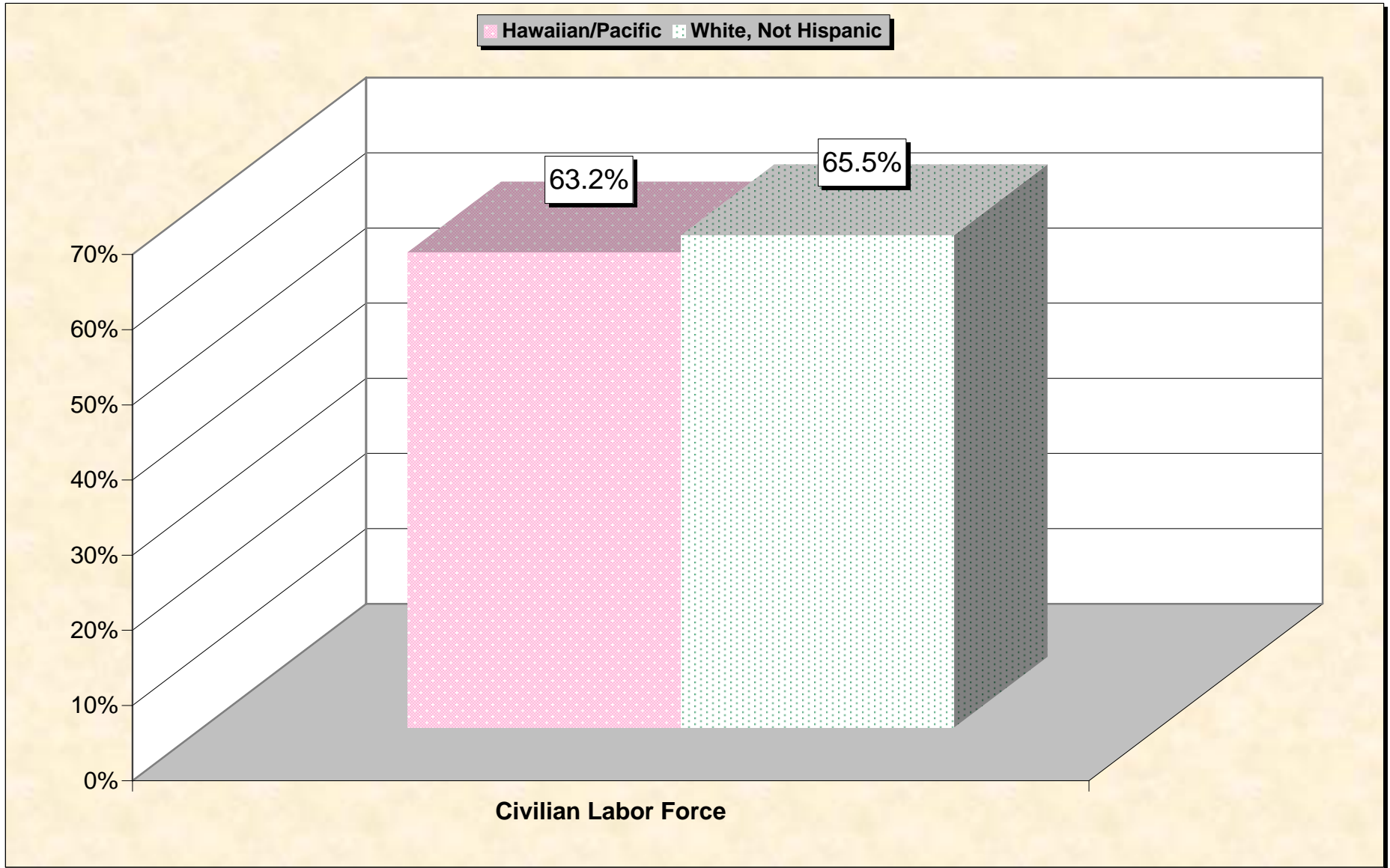
Chart 4 -- Unemployment Rate (Civilian Labor Force) Idaho



Note: Unemployment rate is defined as a percentage of the civilian labor force.

Source: Data Set: Census 2000 Summary File 3 (SF 3) - Sample Data -- P150E. SEX BY EMPLOYMENT STATUS FOR THE POPULATION 16 YEARS AND OVER (NATIVE HAWAIIAN AND OTHER PACIFIC ISLANDER ALONE) [15] - Universe: Native Hawaiian and Other Pacific Islander alone 16 years and over; P150I. SEX BY EMPLOYMENT STATUS FOR THE POPULATION 16 YEARS AND OVER (WHITE ALONE, NOT HISPANIC OR LATINO) [15] - Universe: White alone, not Hispanic or Latino population 16 years and over

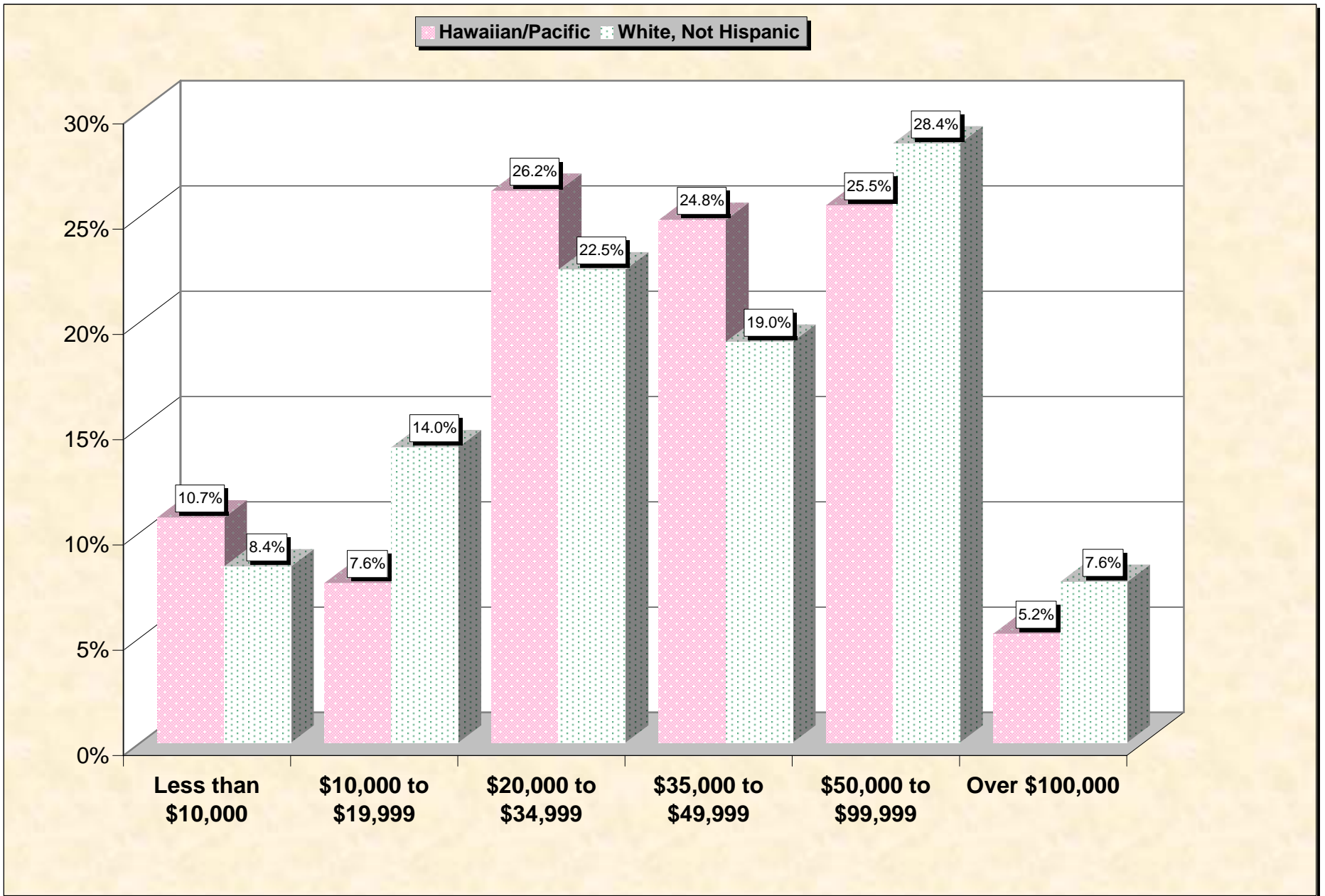
Chart 5 -- Labor Force Participation (Civilian Labor Force) Idaho



Note: Labor force participation rate is defined as a percentage of the civilian population over 16.

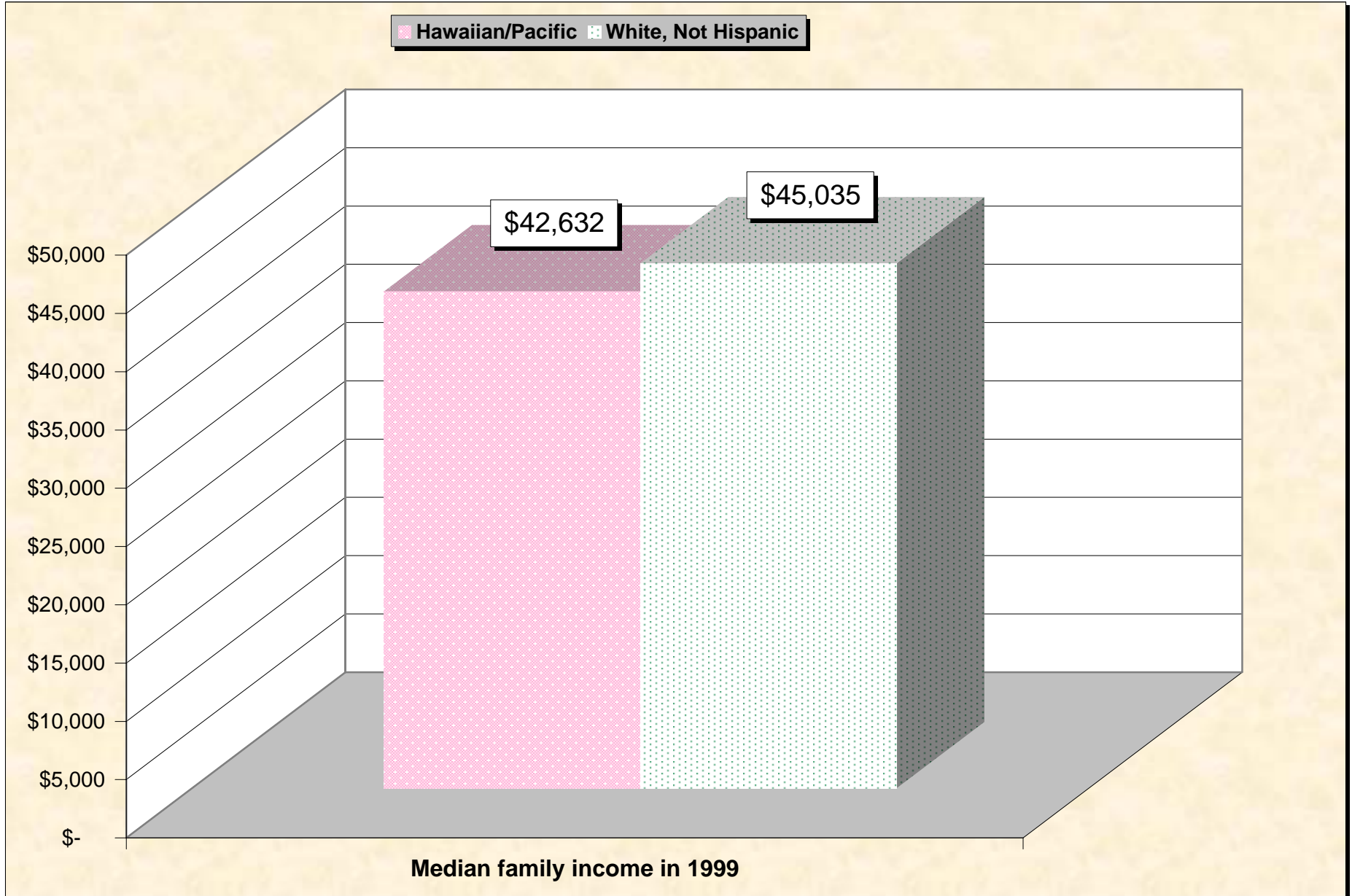
Source: Data Set: Census 2000 Summary File 3 (SF 3) - Sample Data -- P150E. SEX BY EMPLOYMENT STATUS FOR THE POPULATION 16 YEARS AND OVER (NATIVE HAWAIIAN AND OTHER PACIFIC ISLANDER ALONE) [15] - Universe: Native Hawaiian and Other Pacific Islander alone 16 years and over; P150I. SEX BY EMPLOYMENT STATUS FOR THE POPULATION 16 YEARS AND OVER (WHITE ALONE, NOT HISPANIC OR LATINO) [15] - Universe: White alone, not Hispanic or Latino population 16 years and over

Chart 6 -- Household Income in 1999 Idaho



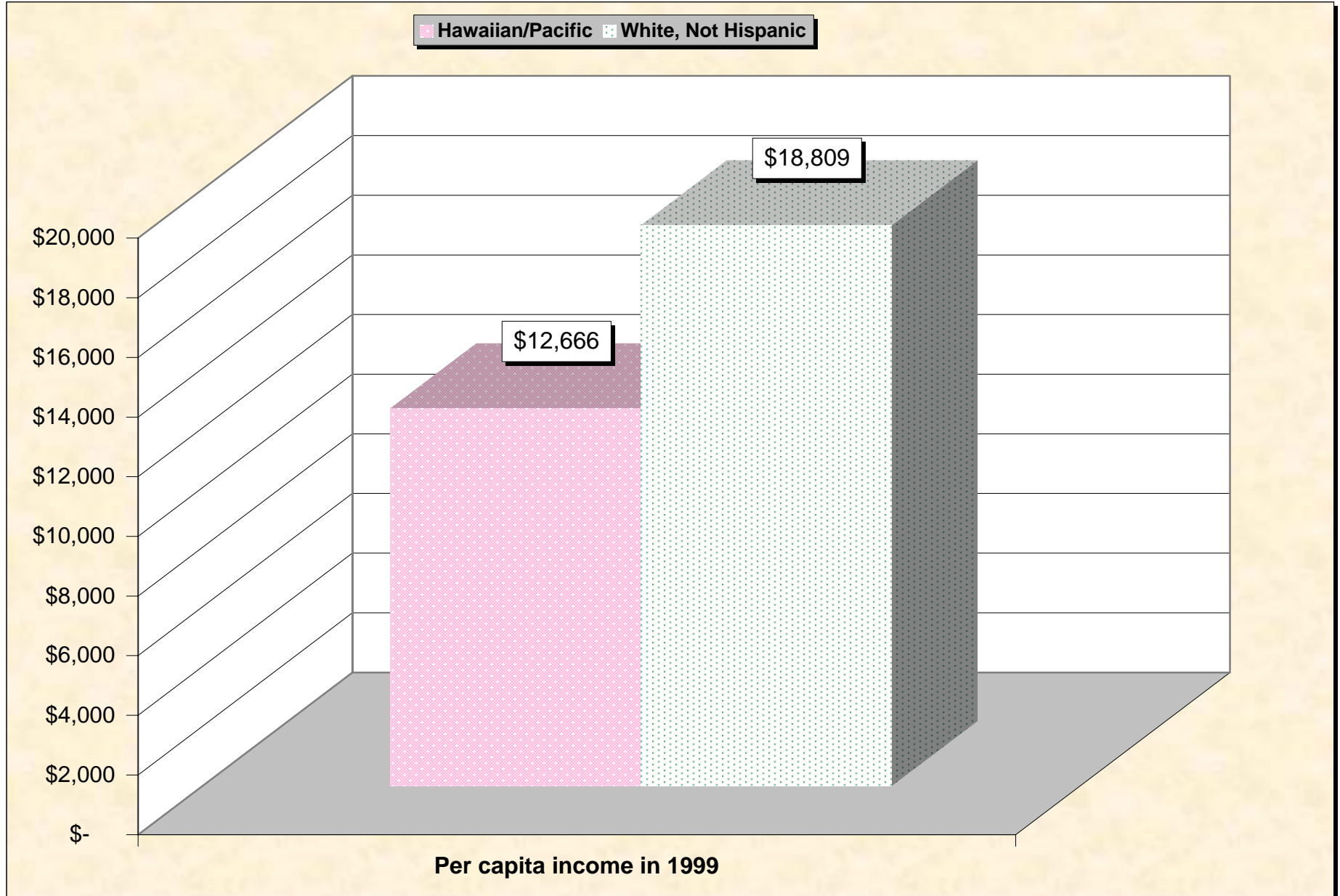
Source: Data Set: Census 2000 Summary File 3 (SF 3) - Sample Data -- P151E. HOUSEHOLD INCOME IN 1999 (NATIVE HAWAIIAN AND OTHER PACIFIC ISLANDER ALONE HOUSEHOLDER) [17] - Universe: Households with a householder who is Native Hawaiian and Other Pacific Islander alone; P151I. HOUSEHOLD INCOME IN 1999 (WHITE ALONE, NOT HISPANIC OR LATINO HOUSEHOLDER) [17] - Universe: Households with a householder who is White alone, not Hispanic or Latino

Chart 7 -- Median Family Income In 1999 Idaho



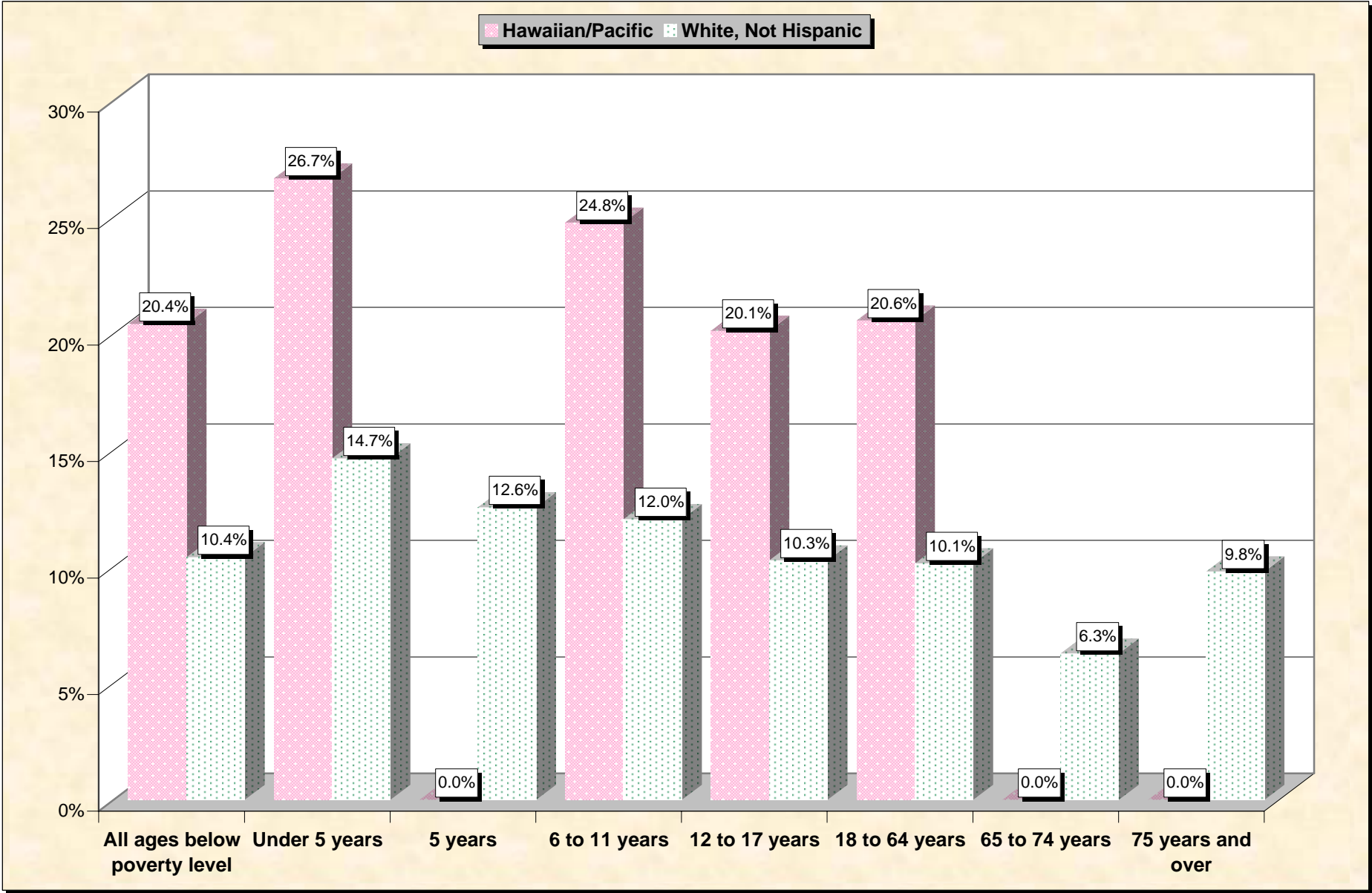
Source: Data Set: Census 2000 Summary File 3 (SF 3) - Sample Data -- P155E. MEDIAN FAMILY INCOME IN 1999 (DOLLARS) (NATIVE HAWAIIAN AND OTHER PACIFIC ISLANDER ALONE HOUSEHOLDER) [1] - Universe: Families with a householder who is Native Hawaiian and Other Pacific Islander alone ; P155I. MEDIAN FAMILY INCOME IN 1999 (DOLLARS) (WHITE ALONE, NOT HISPANIC OR LATINO HOUSEHOLDER) [1] - Universe: Families with a householder who is White alone, not Hispanic or Latino

Chart 8 -- Per Capita Income In 1999 Idaho



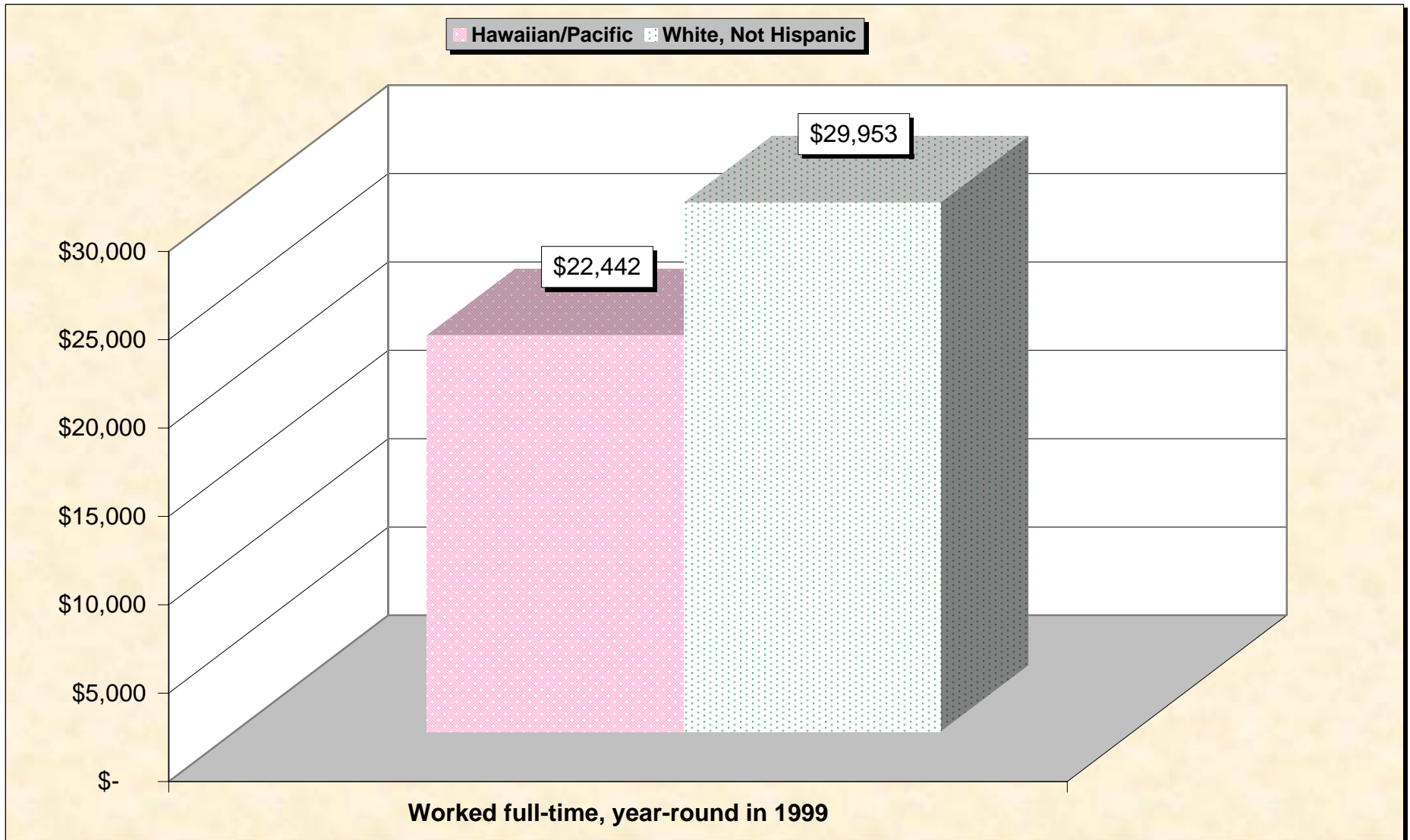
Source: Data Set: Census 2000 Summary File 3 (SF 3) - Sample Data -- P157E. PER CAPITA INCOME IN 1999 (DOLLARS) (NATIVE HAWAIIAN AND OTHER PACIFIC ISLANDER ALONE) [1] - Universe: Native Hawaiian and Other Pacific Islander alone; P157I. PER CAPITA INCOME IN 1999 (DOLLARS) (WHITE ALONE, NOT HISPANIC OR LATINO) [1] - Universe: White alone, not Hispanic or Latino population

Chart 9 -- Income in 1999 Below Poverty Level by Age Idaho



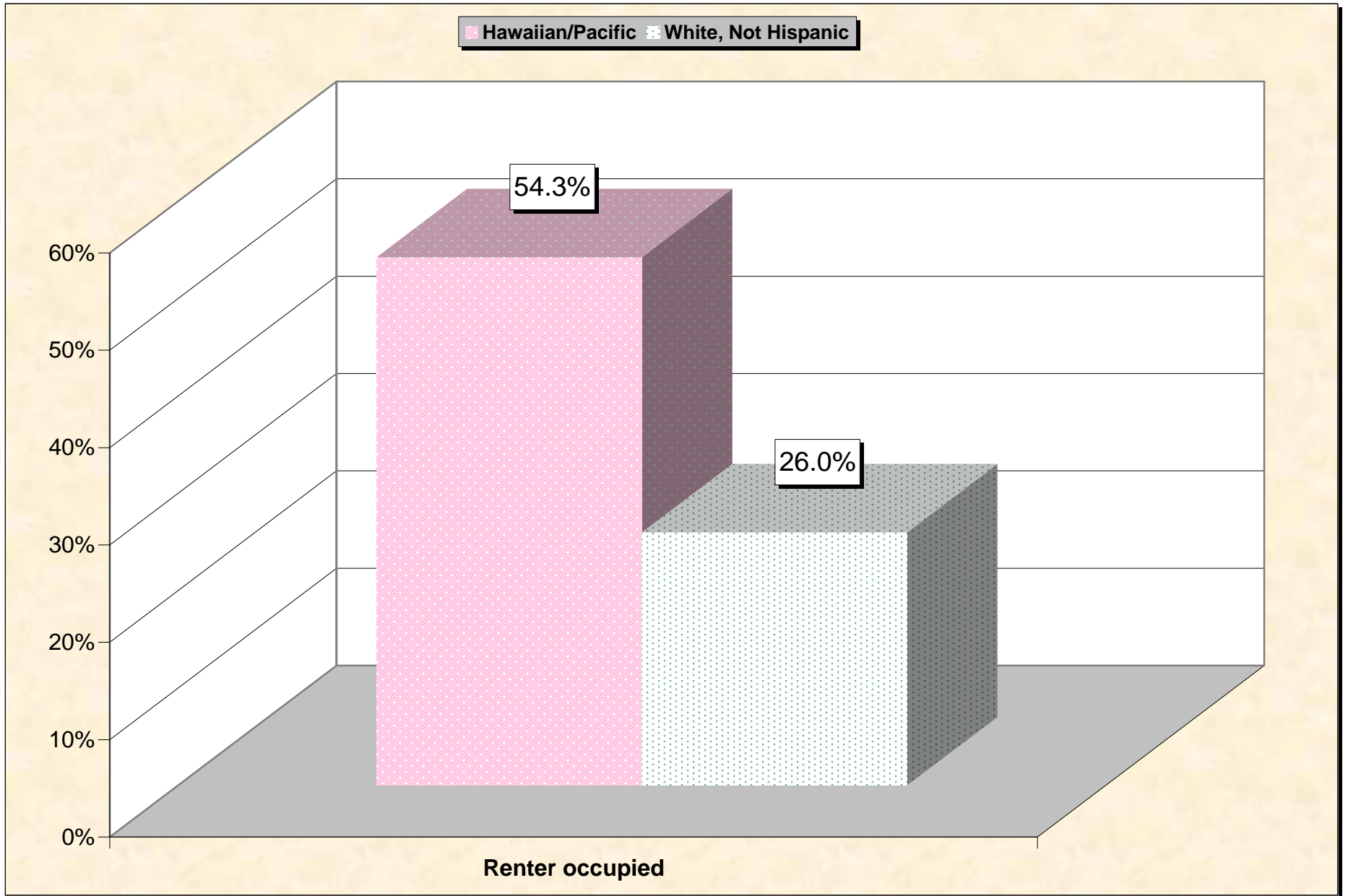
Source: Data Set: Census 2000 Summary File 3 (SF 3) - Sample Data -- P159E. POVERTY STATUS IN 1999 BY AGE (NATIVE HAWAIIAN AND OTHER PACIFIC ISLANDER ALONE) [17] - Universe: Native Hawaiian and Other Pacific Islander alone for whom poverty status is determined; P159I. POVERTY STATUS IN 1999 BY AGE (WHITE ALONE, NOT HISPANIC OR LATINO) [17] - Universe: White alone, not Hispanic or Latino population for whom poverty status is determined.

Chart 10 -- Median Earnings in 1999 Idaho



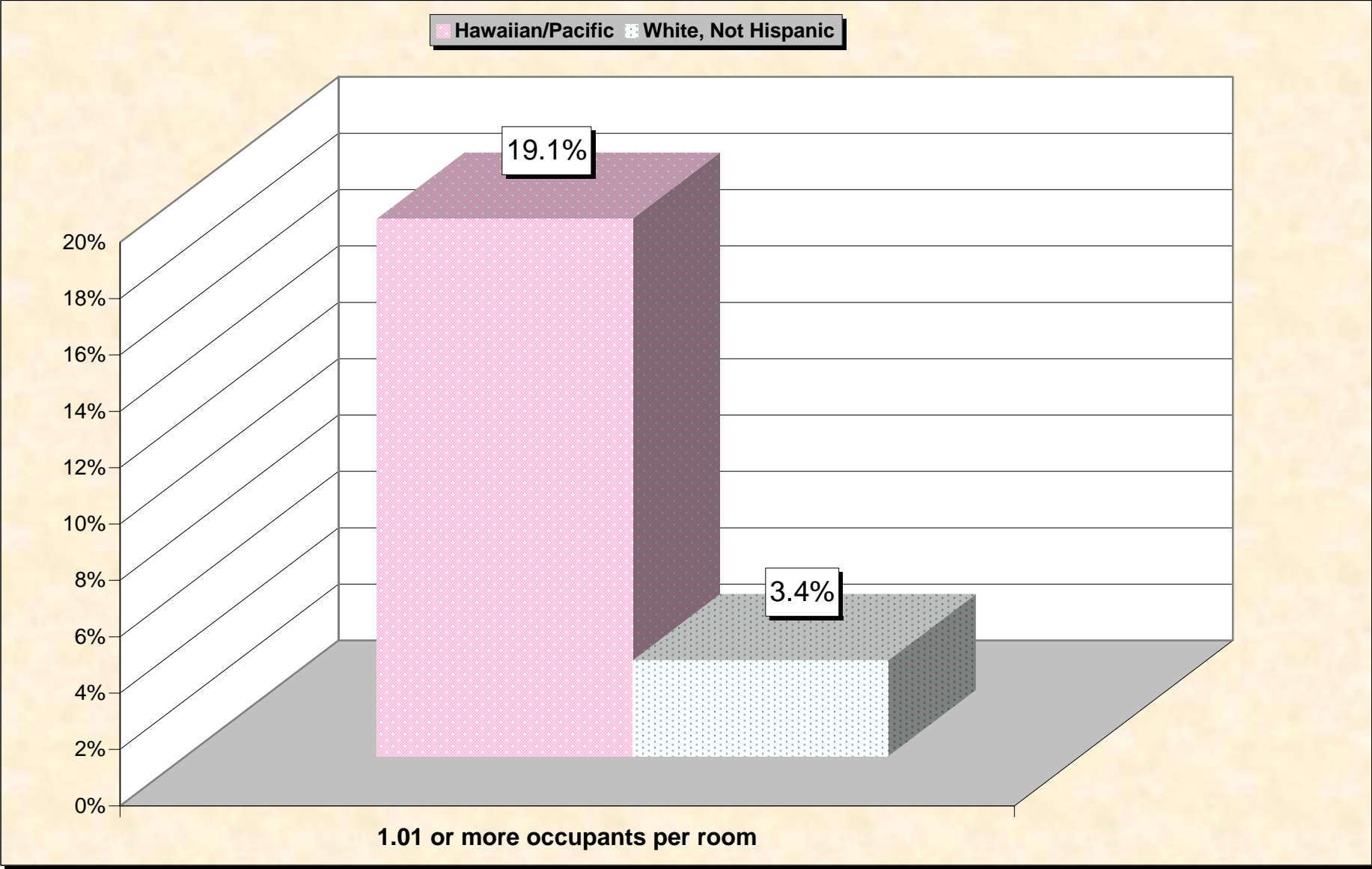
Source: Data Set: Census 2000 Summary File 3 (SF 3) - Sample Data -- PCT74E. MEDIAN EARNINGS IN 1999 (DOLLARS) BY WORK EXPERIENCE IN 1999 BY SEX FOR THE POPULATION 16 YEARS AND OVER WITH EARNINGS (NATIVE HAWAIIAN AND OTHER PACIFIC ISLANDER ALONE) [6] - Universe: Native Hawaiian and Other Pacific Islander alone 16 years and over with earnings in 1999; PCT74I. MEDIAN EARNINGS IN 1999 (DOLLARS) BY WORK EXPERIENCE IN 1999 BY SEX FOR THE POPULATION 16 YEARS AND OVER WITH EARNINGS (WHITE ALONE, NOT HISPANIC OR LATINO) [6] - Universe: White alone, not Hispanic or Latino population 16 years and over with earnings in 1999

Chart 11 -- Renter-Occupied Housing Idaho



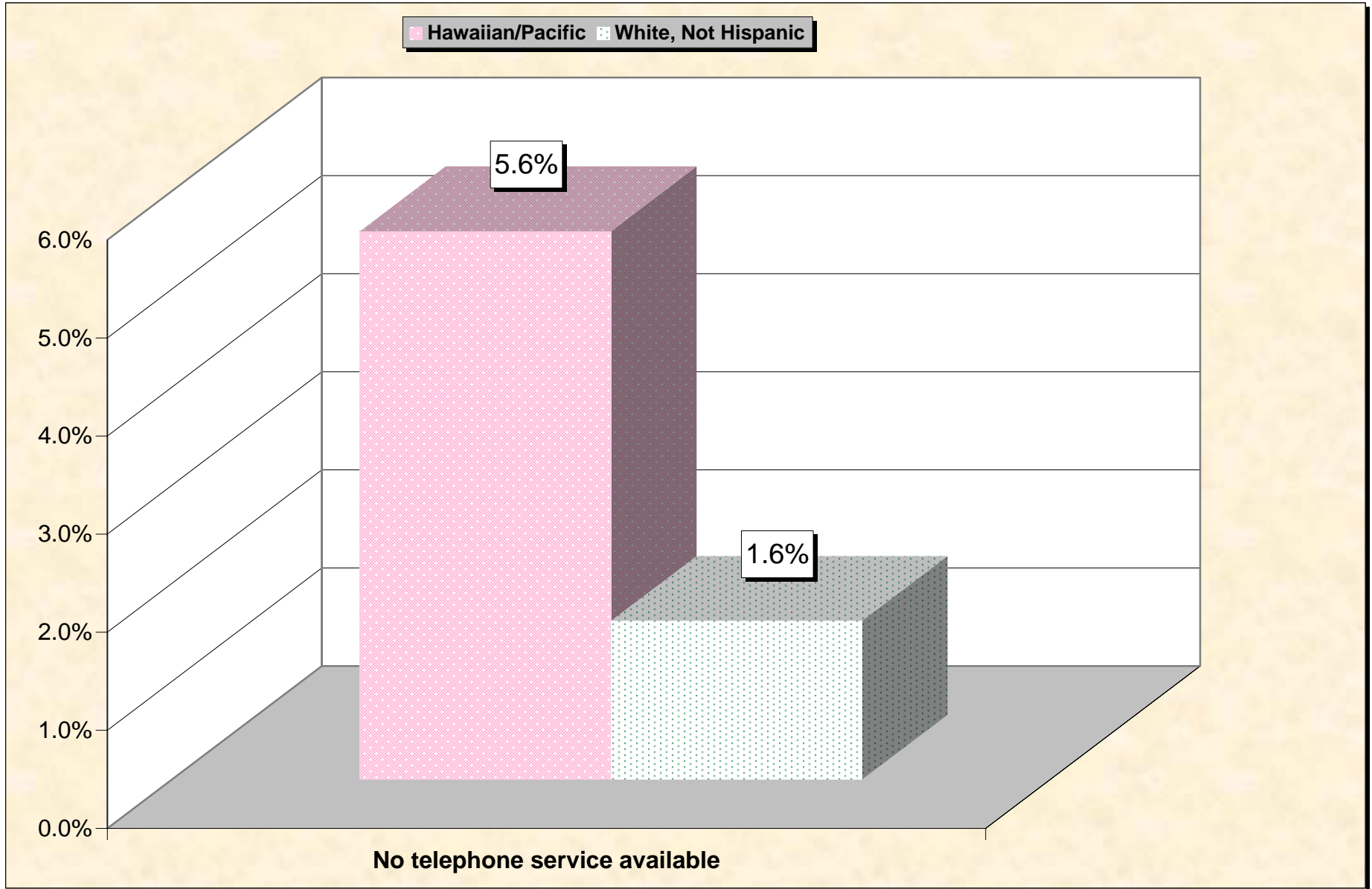
Source: Data Set: Census 2000 Summary File 3 (SF 3) - Sample Data -- H11. TENURE BY RACE OF HOUSEHOLDER [17] - Universe: Occupied housing units; H13. TENURE (WHITE ALONE, NOT HISPANIC OR LATINO HOUSEHOLDER) [3] - Universe: Occupied housing units with a householder who is White alone, not Hispanic or Latino.

Chart 12 -- Occupants Per Room (Crowding) by Household Idaho



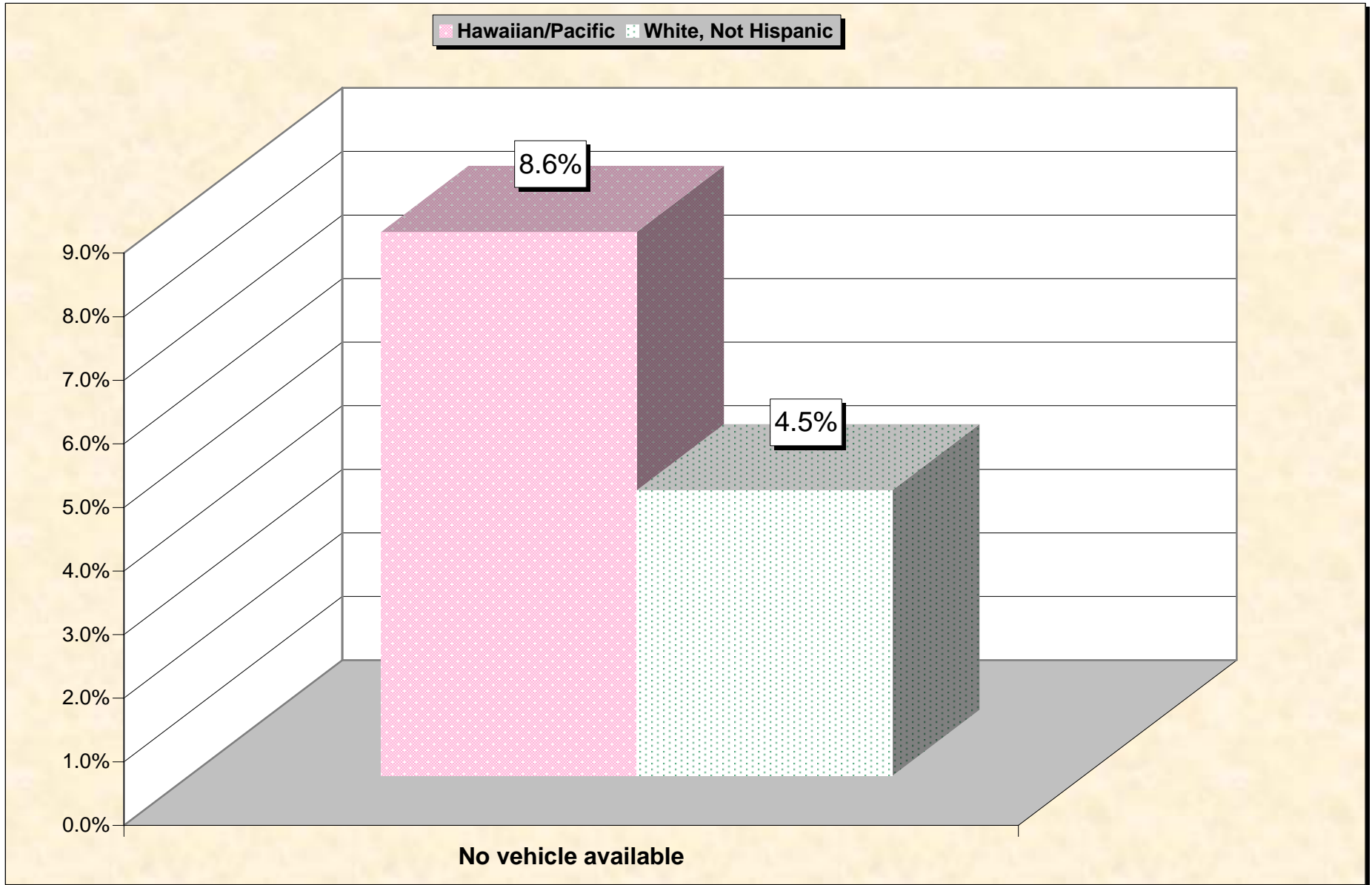
Source: Data Set: Census 2000 Summary File 3 (SF 3) - Sample Data -- HCT29E. OCCUPANTS PER ROOM (NATIVE HAWAIIAN AND OTHER PACIFIC ISLANDER ALONE HOUSEHOLDER) [3] - Universe: Occupied housing units with a householder who is Native Hawaiian and Other Pacific Islander alone; HCT29I. OCCUPANTS PER ROOM (WHITE ALONE, NOT HISPANIC OR LATINO HOUSEHOLDER) [3] - Universe: Occupied housing units with a householder who is White alone, not Hispanic or Latino

Chart 13 -- Lack of Telephone Service by Household Idaho



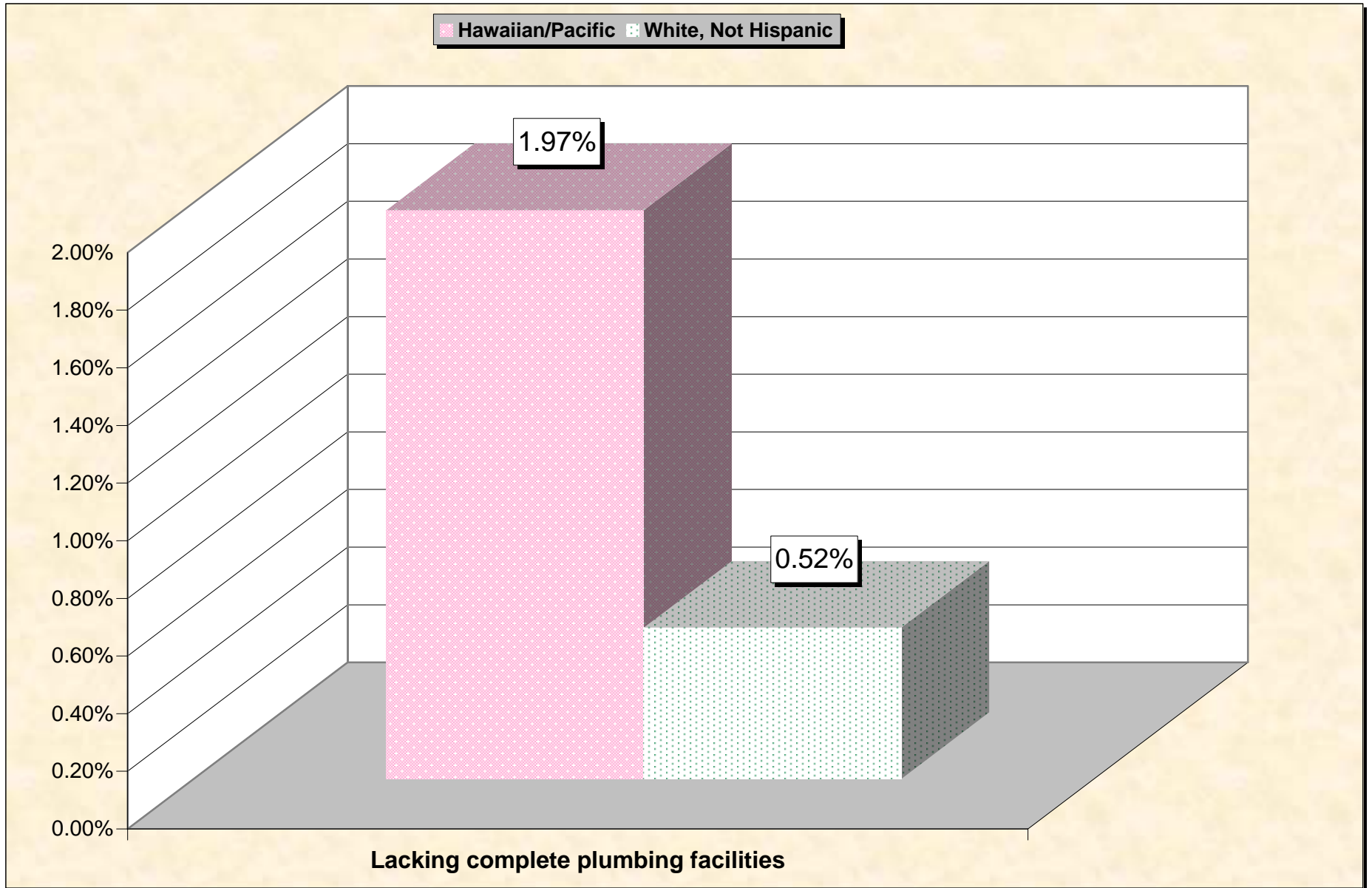
Source: Data Set: Census 2000 Summary File 3 (SF 3) - Sample Data -- HCT32E. TELEPHONE SERVICE AVAILABLE (NATIVE HAWAIIAN AND OTHER PACIFIC ISLANDER ALONE HOUSEHOLDER) [3] - Universe: Occupied housing units with a householder who is Native Hawaiian and Other Pacific Islander alone; HCT32I. TELEPHONE SERVICE AVAILABLE (WHITE ALONE, NOT HISPANIC OR LATINO HOUSEHOLDER) [3] - Universe: Occupied housing units with a householder who is White alone, not Hispanic or Latino

Chart 14 -- Lack of Vehicle By Household Idaho



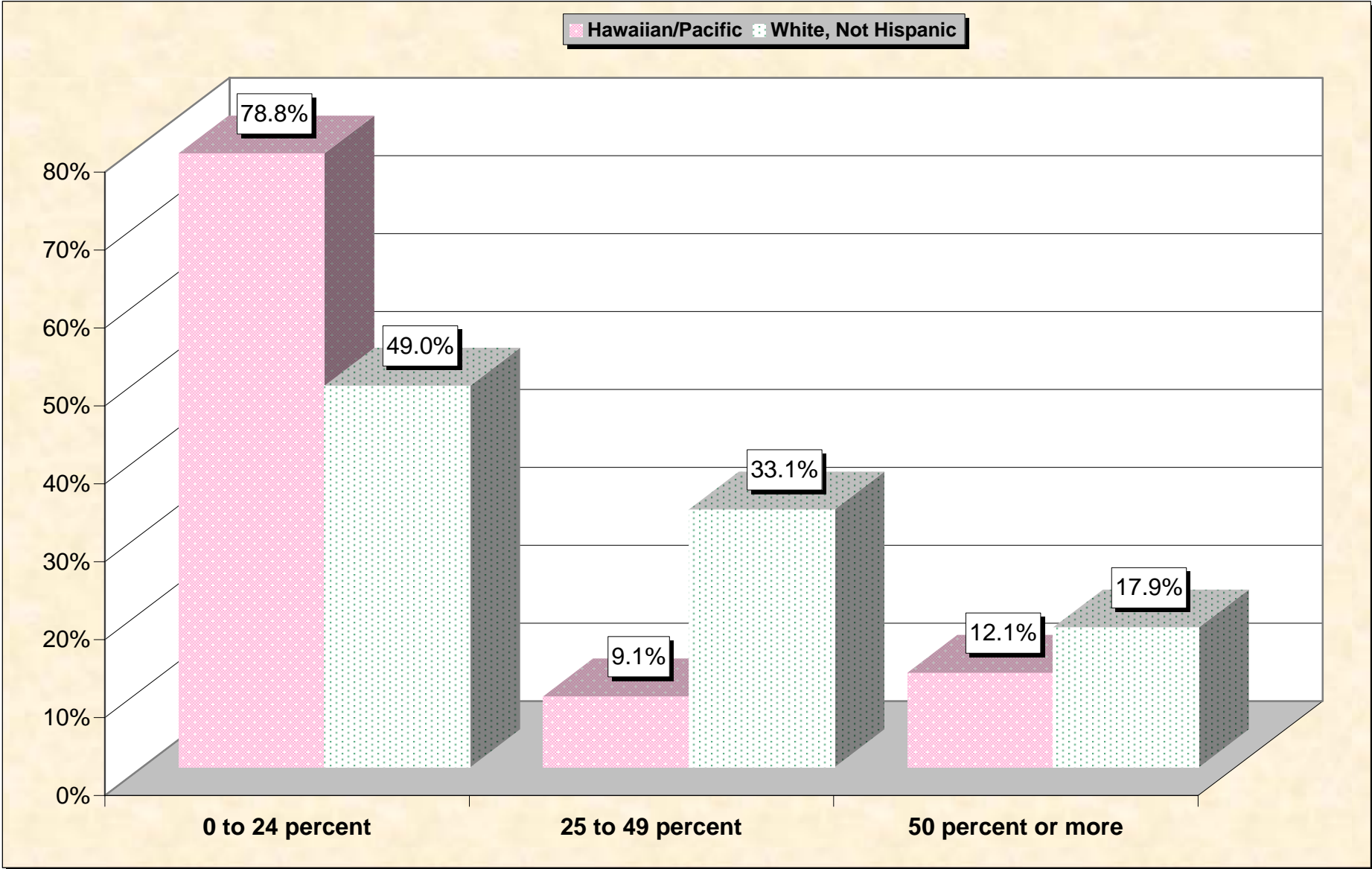
Source: Data Set: Census 2000 Summary File 3 (SF 3) - Sample Data -- HCT33E. VEHICLES AVAILABLE (NATIVE HAWAIIAN AND OTHER PACIFIC ISLANDER ALONE HOUSEHOLDER) [3] - Universe: Occupied housing units with a householder who is Native Hawaiian and Other Pacific Islander alone;; HCT33I. VEHICLES AVAILABLE (WHITE ALONE, NOT HISPANIC OR LATINO HOUSEHOLDER) [3] - Universe: Occupied housing units with a householder who is White alone, not Hispanic or Latino

Chart 15 -- Lack of Plumbing By Household Idaho



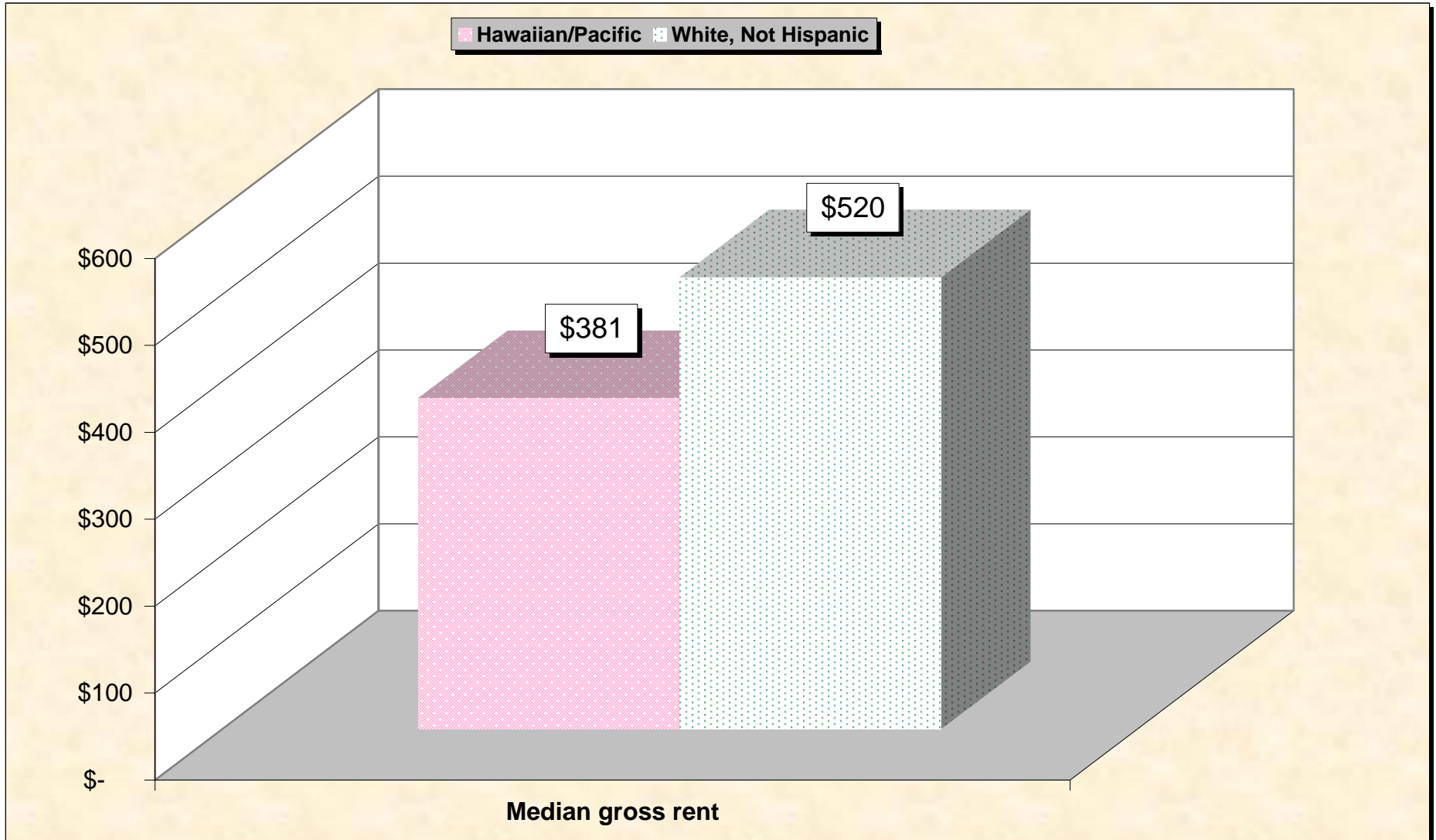
Source: Data Set: Census 2000 Summary File 3 (SF 3) - Sample Data -- HCT34E. PLUMBING FACILITIES (NATIVE HAWAIIAN AND OTHER PACIFIC ISLANDER ALONE HOUSEHOLDER) [3] - Universe: Occupied housing units with a householder who is Native Hawaiian and Other Pacific Islander alone; HCT34I. PLUMBING FACILITIES (WHITE ALONE, NOT HISPANIC OR LATINO HOUSEHOLDER) [3] - Universe: Occupied housing units with a householder who is White alone, not Hispanic or Latino.

Chart 16 -- Gross Rent as a Percentage of Household Income in 1999 Idaho



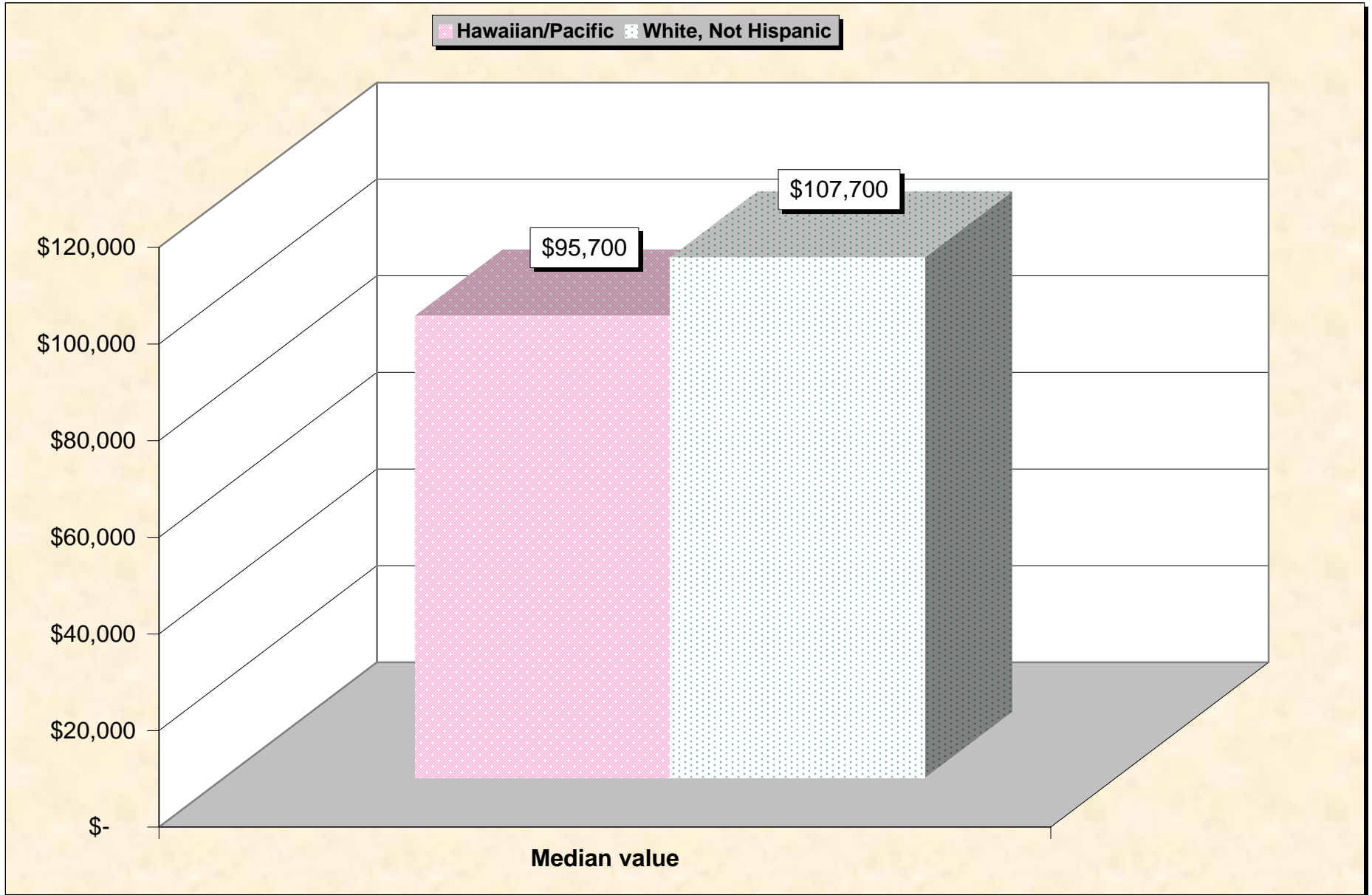
Source: Data Set: Census 2000 Summary File 3 (SF 3) - Sample Data -- HCT39E. GROSS RENT AS A PERCENTAGE OF HOUSEHOLD INCOME IN 1999 (NATIVE HAWAIIAN AND OTHER PACIFIC ISLANDER ALONE HOUSEHOLDER) [11] - Universe: Specified renter-occupied housing units with a householder who is Native Hawaiian and Other Pacific Islander alone; HCT39I. GROSS RENT AS A PERCENTAGE OF HOUSEHOLD INCOME IN 1999 (WHITE ALONE, NOT HISPANIC OR LATINO HOUSEHOLDER) [11] - Universe: Specified renter-occupied housing units with a householder who is White alone, not Hispanic or Latino.

Chart 17 -- Median Gross Rent By Household Idaho



Source: Data Set: Census 2000 Summary File 3 (SF 3) - Sample Data -- HCT37E. MEDIAN GROSS RENT (DOLLARS) (NATIVE HAWAIIAN AND OTHER PACIFIC ISLANDER ALONE HOUSEHOLDER) [1] - Universe: Specified renter-occupied housing units paying cash rent with a householder who is Native Hawaiian and Other Pacific Islander alone; HCT37I. MEDIAN GROSS RENT (DOLLARS) (WHITE ALONE, NOT HISPANIC OR LATINO HOUSEHOLDER) [1] - Universe: Specified renter-occupied housing units paying cash rent with a householder who is White alone, not Hispanic or Latino

Chart 18 -- Median Home Value By Household Idaho



Source: Data Set: Census 2000 Summary File 3 (SF 3) - Sample Data -- HCT42E. MEDIAN VALUE (DOLLARS) (NATIVE HAWAIIAN AND OTHER PACIFIC ISLANDER ALONE HOUSEHOLDER) [1] - Universe: Specified owner-occupied housing units with a householder who is Native Hawaiian and Other Pacific Islander alone; HCT42I. MEDIAN VALUE (DOLLARS) (WHITE ALONE, NOT HISPANIC OR LATINO HOUSEHOLDER) [1] - Universe: Specified owner-occupied housing units with a householder who is White alone, not Hispanic or Latino

HOUSEHOLDS BY AGE OF HOUSEHOLDER BY HOUSEHOLD TYPE (INCLUDING LIVING ALONE) BY PRESENCE OF OWN CHILDREN UNDER 18 YEARS

Source data for Chart 1

	Hawaiian/Pacific Idaho	White, Not Hispanic Idaho
Total:	290	428,555
Householder 15 to 64 years:	274	338,213
Family households:	183	254,850
Married-couple family:	149	210,906
With own children under 18 years	102	119,042
No own children under 18 years	47	91,864
Other family:	34	43,944
Male householder, no wife present:	13	13,829
With own children under 18 years	13	9,604
No own children under 18 years	0	4,225
Female householder, no husband present:	21	30,115
With own children under 18 years	18	22,479
No own children under 18 years	3	7,636
Nonfamily households:	91	83,363
Householder living alone	32	60,371
Householder not living alone	59	22,992
Householder 65 years and over:	16	90,342
Family households:	5	50,802
Married-couple family:	5	45,397
With own children under 18 years	5	354
No own children under 18 years	0	45,043
Other family:	0	5,405
Male householder, no wife present:	0	1,110
With own children under 18 years	0	29
No own children under 18 years	0	1,081
Female householder, no husband present:	0	4,295
With own children under 18 years	0	3
No own children under 18 years	0	4,292
Nonfamily households:	11	39,540
Householder living alone	11	38,043
Householder not living alone	0	1,497

Source: Data Set: Census 2000 Summary File 3 (SF 3) - Sample Data - P146E. HOUSEHOLDS BY AGE OF HOUSEHOLDER BY HOUSEHOLD TYPE (INCLUDING LIVING ALONE) BY PRESENCE OF OWN CHILDREN UNDER 18 YEARS (NATIVE HAWAIIAN AND OTHER PACIFIC ISLANDER ALONE HOUSEHOLDER) [31] - Universe: Households with a householder who is Native Hawaiian and Other Pacific Islander alone; P146I. HOUSEHOLDS BY AGE OF HOUSEHOLDER BY HOUSEHOLD TYPE (INCLUDING LIVING ALONE) BY PRESENCE OF OWN CHILDREN UNDER 18 YEARS (WHITE ALONE, NOT HISPANIC OR LATINO HOUSEHOLDER) [31] - Universe: Households with a householder who is White alone, not Hispanic or Latino.

SCHOOL ENROLLMENT BY LEVEL OF SCHOOL BY TYPE OF SCHOOL FOR THE POPULATION 3 YEARS AND OVER

Source data for Chart 2

	Hawaiian/Pacific Idaho	White, Not Hispanic Idaho
Total:	1,182	1,091,162
Enrolled in nursery school, preschool:	18	17,245
Public school	13	8,541
Private school	5	8,704
Enrolled in kindergarten:	10	15,651
Public school	7	13,748
Private school	3	1,903
Enrolled in grade 1 to grade 8:	170	139,019
Public school	170	128,018
Private school	0	11,001
Enrolled in grade 9 to grade 12:	141	74,037
Public school	141	69,659
Private school	0	4,378
Enrolled in college:	176	69,877
Public school	128	54,906
Private school	48	14,971
Not enrolled in school	667	775,333

Source: Data Set: Census 2000 Summary File 3 (SF 3) - Sample Data - P146E. HOUSEHOLDS BY AGE OF HOUSEHOLDER BY HOUSEHOLD TYPE (INCLUDING LIVING ALONE) BY PRESENCE OF OWN CHILDREN UNDER 18 YEARS (NATIVE HAWAIIAN AND OTHER PACIFIC ISLANDER ALONE HOUSEHOLDER) [31] - Universe: Households with a householder who is Native Hawaiian and Other Pacific Islander alone; P146I. HOUSEHOLDS BY AGE OF HOUSEHOLDER BY HOUSEHOLD TYPE (INCLUDING LIVING ALONE) BY PRESENCE OF OWN CHILDREN UNDER 18 YEARS (WHITE ALONE, NOT HISPANIC OR LATINO HOUSEHOLDER) [31] - Universe: Households with a householder who is White alone, not Hispanic or Latino.

SEX BY EDUCATIONAL ATTAINMENT FOR THE POPULATION 25 YEARS AND OVER

Source data for Chart 3

	Hawaiian/Pacific Idaho	White, Not Hispanic Idaho
Total:	557	713,381
Male:	295	349,683
Less than 9th grade	28	11,648
9th to 12th grade, no diploma	38	32,730
High school graduate (includes equivalency)	66	96,717
Some college, no degree	81	94,606
Associate degree	24	25,490
Bachelor's degree	33	57,392
Graduate or professional degree	25	31,100
Female:	262	363,698
Less than 9th grade	13	10,233
9th to 12th grade, no diploma	32	35,277
High school graduate (includes equivalency)	99	110,981
Some college, no degree	71	106,421
Associate degree	16	27,896
Bachelor's degree	27	53,332
Graduate or professional degree	4	19,558

Source: Data Set: Census 2000 Summary File 3 (SF 3) - Sample Data -- P148E. SEX BY EDUCATIONAL ATTAINMENT FOR THE POPULATION 25 YEARS AND OVER (NATIVE HAWAIIAN AND OTHER PACIFIC ISLANDER ALONE) [17] - Universe: Native Hawaiian and Other Pacific Islander alone 25 years and over; P148I. SEX BY EDUCATIONAL ATTAINMENT FOR THE POPULATION 25 YEARS AND OVER (WHITE ALONE, NOT HISPANIC OR LATINO) [17] - Universe: White alone, not Hispanic or Latino population 25 years and over.

SEX BY EMPLOYMENT STATUS FOR THE POPULATION 16 YEARS AND OVER

Source data for Charts 4 and 5

	Hawaiian/Pacific Idaho	White, Not Hispanic Idaho
Total:	906	868,708
Male:	488	428,206
In labor force:	338	312,883
In Armed Forces	21	3,451
Civilian:	317	309,432
Employed	298	291,867
Unemployed	19	17,565
Not in labor force	150	115,323
Female:	418	440,502
In labor force:	269	260,395
In Armed Forces	13	677
Civilian:	256	259,718
Employed	197	247,067
Unemployed	59	12,651
Not in labor force	149	180,107

Source: Data Set: Census 2000 Summary File 3 (SF 3) - Sample Data -- P150E. SEX BY EMPLOYMENT STATUS FOR THE POPULATION 16 YEARS AND OVER (NATIVE HAWAIIAN AND OTHER PACIFIC ISLANDER ALONE) [15] - Universe: Native Hawaiian and Other Pacific Islander alone 16 years and over; P150I. SEX BY EMPLOYMENT STATUS FOR THE POPULATION 16 YEARS AND OVER (WHITE ALONE, NOT HISPANIC OR LATINO) [15] - Universe: White alone, not Hispanic or Latino population 16 years and over

HOUSEHOLD INCOME IN 1999

Source data for Chart 6

	Hawaiian/Pacific Idaho	White, Not Hispanic Idaho
Total:	290	428,555
Less than \$10,000	31	35,876
\$10,000 to \$14,999	17	29,740
\$15,000 to \$19,999	5	30,382
\$20,000 to \$24,999	38	33,253
\$25,000 to \$29,999	22	31,391
\$30,000 to \$34,999	16	31,663
\$35,000 to \$39,999	40	29,247
\$40,000 to \$44,999	30	28,236
\$45,000 to \$49,999	2	24,122
\$50,000 to \$59,999	30	41,250
\$60,000 to \$74,999	8	43,798
\$75,000 to \$99,999	36	36,866
\$100,000 to \$124,999	15	15,112
\$125,000 to \$149,999	0	6,469
\$150,000 to \$199,999	0	5,152
\$200,000 or more	0	5,998

Source: Data Set: Census 2000 Summary File 3 (SF 3) - Sample Data -- P151E. HOUSEHOLD INCOME IN 1999 (NATIVE HAWAIIAN AND OTHER PACIFIC ISLANDER ALONE HOUSEHOLDER) [17] - Universe: Households with a householder who is Native Hawaiian and Other Pacific Islander alone; P151I. HOUSEHOLD INCOME IN 1999 (WHITE ALONE, NOT HISPANIC OR LATINO HOUSEHOLDER) [17] - Universe: Households with a householder who is White alone, not Hispanic or Latino

MEDIAN FAMILY INCOME IN 1999

Source data for Chart 7

	Hawaiian/Pacific Idaho	White, Not Hispanic Idaho
Median family income in 1999	\$ 42,632	\$ 45,035

Source: Data Set: Census 2000 Summary File 3 (SF 3) - Sample Data -- P155E. MEDIAN FAMILY INCOME IN 1999 (DOLLARS) (NATIVE HAWAIIAN AND OTHER PACIFIC ISLANDER ALONE HOUSEHOLDER) [1] - Universe: Families with a householder who is Native Hawaiian and Other Pacific Islander alone ; P155I. MEDIAN FAMILY INCOME IN 1999 (DOLLARS) (WHITE ALONE, NOT HISPANIC OR LATINO HOUSEHOLDER) [1] - Universe: Families with a householder who is White alone, not Hispanic or Latino

PER CAPITA INCOME IN 1999

Source data for Chart 8

	Hawaiian/Pacific Idaho	White, Not Hispanic Idaho
Per capita income in 1999	\$ 12,666	\$ 18,809

Source: Data Set: Census 2000 Summary File 3 (SF 3) - Sample Data -- P157E. PER CAPITA INCOME IN 1999 (DOLLARS) (NATIVE HAWAIIAN AND OTHER PACIFIC ISLANDER ALONE) [1] - Universe: Native Hawaiian and Other Pacific Islander alone; P157I. PER CAPITA INCOME IN 1999 (DOLLARS) (WHITE ALONE, NOT HISPANIC OR LATINO) [1] - Universe: White alone, not Hispanic or Latino population

POVERTY STATUS IN 1999 BY AGE

Source data for Chart 9

	Hawaiian/Pacific Idaho	White, Not Hispanic Idaho
Total:	1,185	1,112,210
Income in 1999 below poverty level:	242	115,787
Under 5 years	24	11,379
5 years	0	1,955
6 to 11 years	27	12,143
12 to 17 years	32	11,210
18 to 64 years	159	68,385
65 to 74 years	0	4,519
75 years and over	0	6,196
Income in 1999 at or above poverty level:	943	996,423
Under 5 years	66	66,282
5 years	11	13,617
6 to 11 years	82	88,681
12 to 17 years	127	97,865
18 to 64 years	614	605,550
65 to 74 years	25	67,417
75 years and over	18	57,011

Source: Data Set: Census 2000 Summary File 3 (SF 3) - Sample Data -- P159E. POVERTY STATUS IN 1999 BY AGE (NATIVE HAWAIIAN AND OTHER PACIFIC ISLANDER ALONE) [17] - Universe: Native Hawaiian and Other Pacific Islander alone for whom poverty status is determined;P159I. POVERTY STATUS IN 1999 BY AGE (WHITE ALONE, NOT HISPANIC OR LATINO) [17] - Universe: White alone, not Hispanic or Latino population for whom poverty status is determined.

MEDIAN EARNINGS IN 1999

Source data for Chart 10

	Hawaiian/Pacific Idaho	White, Not Hispanic Idaho
Median earnings in 1999 --		
Worked full-time, year-round in 1999 --		
Total	\$ 22,442	\$ 29,953
Male	\$ 22,813	\$ 34,236
Female	\$ 22,328	\$ 23,374
Other --		
Total	\$ 7,176	\$ 8,664
Male	\$ 8,542	\$ 10,830
Female	\$ 6,094	\$ 7,382

Source: Data Set: Census 2000 Summary File 3 (SF 3) - Sample Data -- PCT74E. MEDIAN EARNINGS IN 1999 (DOLLARS) BY WORK EXPERIENCE IN 1999 BY SEX FOR THE POPULATION 16 YEARS AND OVER WITH EARNINGS (NATIVE HAWAIIAN AND OTHER PACIFIC ISLANDER ALONE) [6] - Universe: Native Hawaiian and Other Pacific Islander alone 16 years and over with earnings in 1999; PCT74I. MEDIAN EARNINGS IN 1999 (DOLLARS) BY WORK EXPERIENCE IN 1999 BY SEX FOR THE POPULATION 16 YEARS AND OVER WITH EARNINGS (WHITE ALONE, NOT HISPANIC OR LATINO) [6] - Universe: White alone, not Hispanic or Latino population 16 years and over with earnings in 1999

TENURE BY RACE OF HOUSEHOLDER

Source data for Chart 11

	Idaho
Total:	469,645
Owner occupied:	339,913
Householder who is White alone	322,528
Householder who is Black or African American alone	744
Householder who is American Indian and Alaska Native alone	3,186
Householder who is Asian alone	2,278
Householder who is Native Hawaiian and Other Pacific Islander alone	139
Householder who is Some other race alone	6,876
Householder who is Two or more races	4,162
Renter occupied:	129,732
Householder who is White alone	115,786
Householder who is Black or African American alone	724
Householder who is American Indian and Alaska Native alone	2,250
Householder who is Asian alone	1,237
Householder who is Native Hawaiian and Other Pacific Islander alone	165
Householder who is Some other race alone	6,710
Householder who is Two or more races	2,860

White alone, not Hispanic

White, Not Hispanic

		Idaho
Total:		429,163
Owner occupied		317,598
Renter occupied		111,565

Source: Data Set: Census 2000 Summary File 3 (SF 3) - Sample Data -- H11. TENURE BY RACE OF HOUSEHOLDER [17] - Universe: Occupied housing units; H13. TENURE (WHITE ALONE, NOT HISPANIC OR LATINO HOUSEHOLDER) [3] - Universe: Occupied housing units with a householder who is White alone, not Hispanic or Latino.

OCCUPANTS PER ROOM

Source data for Chart 12

	Hawaiian/Pacific Idaho	White, Not Hispanic Idaho
Total:	304	429,163
1.00 or less occupants per room	246	414,536
1.01 or more occupants per room	58	14,627

Source: Data Set: Census 2000 Summary File 3 (SF 3) - Sample Data -- HCT29E. OCCUPANTS PER ROOM (NATIVE HAWAIIAN AND OTHER PACIFIC ISLANDER ALONE HOUSEHOLDER) [3] - Universe: Occupied housing units with a householder who is Native Hawaiian and Other Pacific Islander alone; HCT29I. OCCUPANTS PER ROOM (WHITE ALONE, NOT HISPANIC OR LATINO HOUSEHOLDER) [3] - Universe: Occupied housing units with a householder who is White alone, not Hispanic or Latino

TELEPHONE SERVICE AVAILABLE

Source data for Chart 13

	Hawaiian/Pacific Idaho	White, Not Hispanic Idaho
Total:	304	429,163
With telephone service available	287	422,215
No telephone service available	17	6,948

Source: Data Set: Census 2000 Summary File 3 (SF 3) - Sample Data -- HCT32E. TELEPHONE SERVICE AVAILABLE (NATIVE HAWAIIAN AND OTHER PACIFIC ISLANDER ALONE HOUSEHOLDER) [3] - Universe: Occupied housing units with a householder who is Native Hawaiian and Other Pacific Islander alone; HCT32I. TELEPHONE SERVICE AVAILABLE (WHITE ALONE, NOT HISPANIC OR LATINO HOUSEHOLDER) [3] - Universe: Occupied housing units with a householder who is White alone, not Hispanic or Latino

VEHICLES AVAILABLE

Source data for Chart 14

	Hawaiian/Pacific Idaho	White, Not Hispanic Idaho
Total:	304	429,163
No vehicle available	26	19,273
1 or more vehicles available	278	409,890

Source: Data Set: Census 2000 Summary File 3 (SF 3) - Sample Data -- HCT33E. VEHICLES AVAILABLE (NATIVE HAWAIIAN AND OTHER PACIFIC ISLANDER ALONE HOUSEHOLDER) [3] - Universe: Occupied housing units with a householder who is Native Hawaiian and Other Pacific Islander alone;; HCT33I. VEHICLES AVAILABLE (WHITE ALONE, NOT HISPANIC OR LATINO HOUSEHOLDER) [3] - Universe: Occupied housing units with a householder who is White alone, not Hispanic or Latino

PLUMBING FACILITIES

Source data for Chart 15

	Hawaiian/Pacific Idaho	White, Not Hispanic Idaho
Total:	304	429,163
Complete plumbing facilities	298	426,910
Lacking complete plumbing facilities	6	2,253

Source: Data Set: Census 2000 Summary File 3 (SF 3) - Sample Data -- HCT34E. PLUMBING FACILITIES (NATIVE HAWAIIAN AND OTHER PACIFIC ISLANDER ALONE HOUSEHOLDER) [3] - Universe: Occupied housing units with a householder who is Native Hawaiian and Other Pacific Islander alone; HCT34I. PLUMBING FACILITIES (WHITE ALONE, NOT HISPANIC OR LATINO HOUSEHOLDER) [3] - Universe: Occupied housing units with a householder who is White alone, not Hispanic or Latino.

GROSS RENT AS A PERCENTAGE OF HOUSEHOLD INCOME IN 1999

Source data for Chart 16

	Hawaiian/Pacific Idaho	White, Not Hispanic Idaho
Total:	165	108,229
Less than 10 percent	22	6,327
10 to 14 percent	58	12,313
15 to 19 percent	14	15,506
20 to 24 percent	36	14,141
25 to 29 percent	6	11,330
30 to 34 percent	9	8,194
35 to 39 percent	0	5,705
40 to 49 percent	0	7,383
50 percent or more	20	17,696
Not computed	0	9,634

Source: Data Set: Census 2000 Summary File 3 (SF 3) - Sample Data -- HCT39E. GROSS RENT AS A PERCENTAGE OF HOUSEHOLD INCOME IN 1999 (NATIVE HAWAIIAN AND OTHER PACIFIC ISLANDER ALONE HOUSEHOLDER) [11] - Universe: Specified renter-occupied housing units with a householder who is Native Hawaiian and Other Pacific Islander alone; HCT39I. GROSS RENT AS A PERCENTAGE OF HOUSEHOLD INCOME IN 1999 (WHITE ALONE, NOT HISPANIC OR LATINO HOUSEHOLDER) [11] - Universe: Specified renter-occupied housing units with a householder who is White alone, not Hispanic or Latino.

MEDIAN GROSS RENT

Source data for Chart 17

	Hawaiian/Pacific Idaho	White, Not Hispanic Idaho
Median gross rent	\$ 381	\$ 520

Source: Data Set: Census 2000 Summary File 3 (SF 3) - Sample Data -- HCT37E. MEDIAN GROSS RENT (DOLLARS) (NATIVE HAWAIIAN AND OTHER PACIFIC ISLANDER ALONE HOUSEHOLDER) [1] - Universe: Specified renter-occupied housing units paying cash rent with a householder who is Native Hawaiian and Other Pacific Islander alone; HCT37I. MEDIAN GROSS RENT (DOLLARS) (WHITE ALONE, NOT HISPANIC OR LATINO HOUSEHOLDER) [1] - Universe: Specified renter-occupied housing units paying cash rent with a householder who is White alone, not Hispanic or Latino

MEDIAN HOME VALUE

Source data for Chart 18

	Hawaiian/Pacific Idaho	White, Not Hispanic Idaho
Median value	\$ 95,700	\$ 107,700

Source: Data Set: Census 2000 Summary File 3 (SF 3) - Sample Data -- HCT42E. MEDIAN VALUE (DOLLARS) (NATIVE HAWAIIAN AND OTHER PACIFIC ISLANDER ALONE HOUSEHOLDER) [1] - Universe: Specified owner-occupied housing units with a householder who is Native Hawaiian and Other Pacific Islander alone; HCT42I. MEDIAN VALUE (DOLLARS) (WHITE ALONE, NOT HISPANIC OR LATINO HOUSEHOLDER) [1] - Universe: Specified owner-occupied housing units with a householder who is White alone, not Hispanic or Latino