

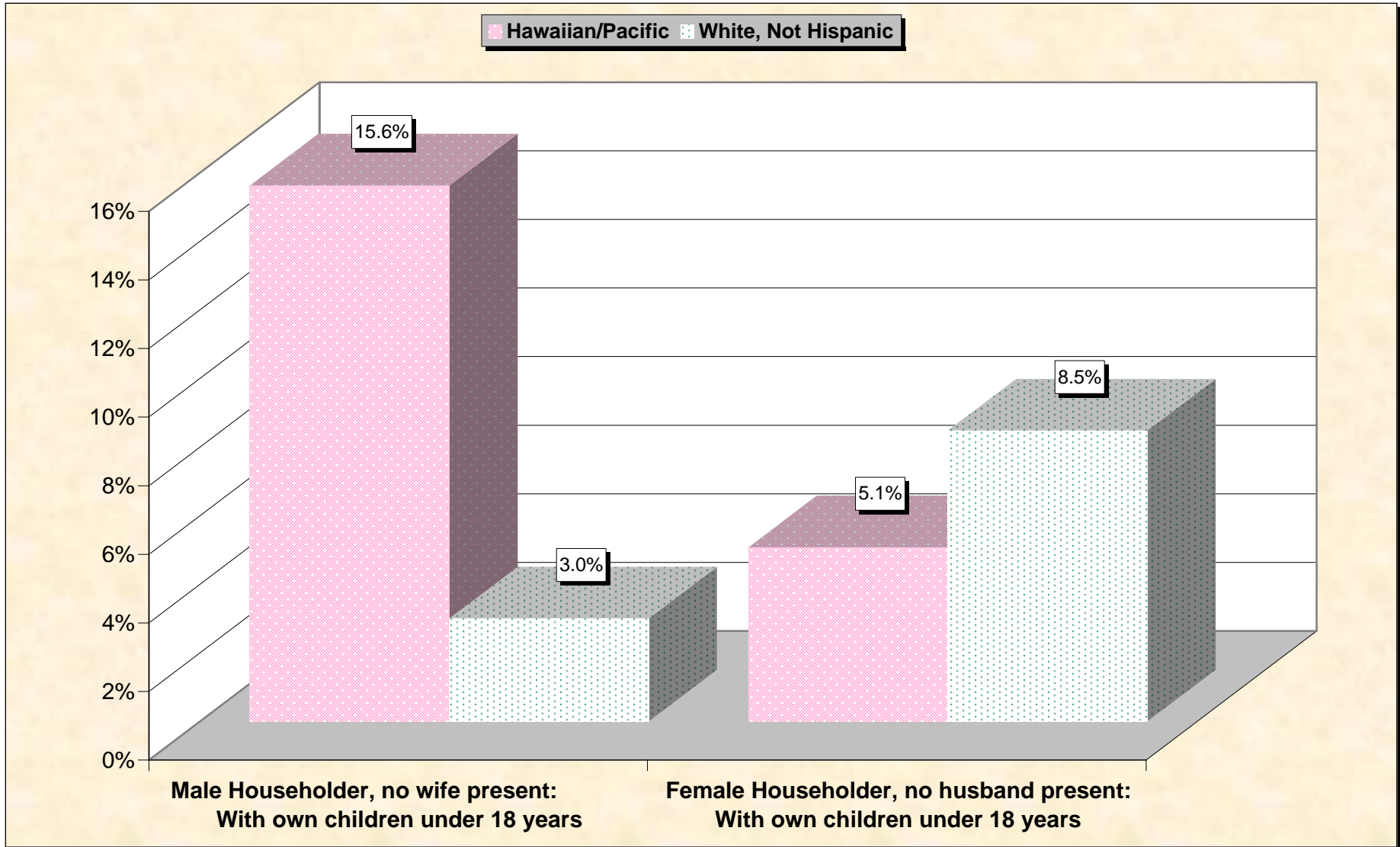
# **Selected Socio-Economic Data**

## **Arkansas**

**Hawaiian and Other Pacific Islander and White, Not Hispanic**

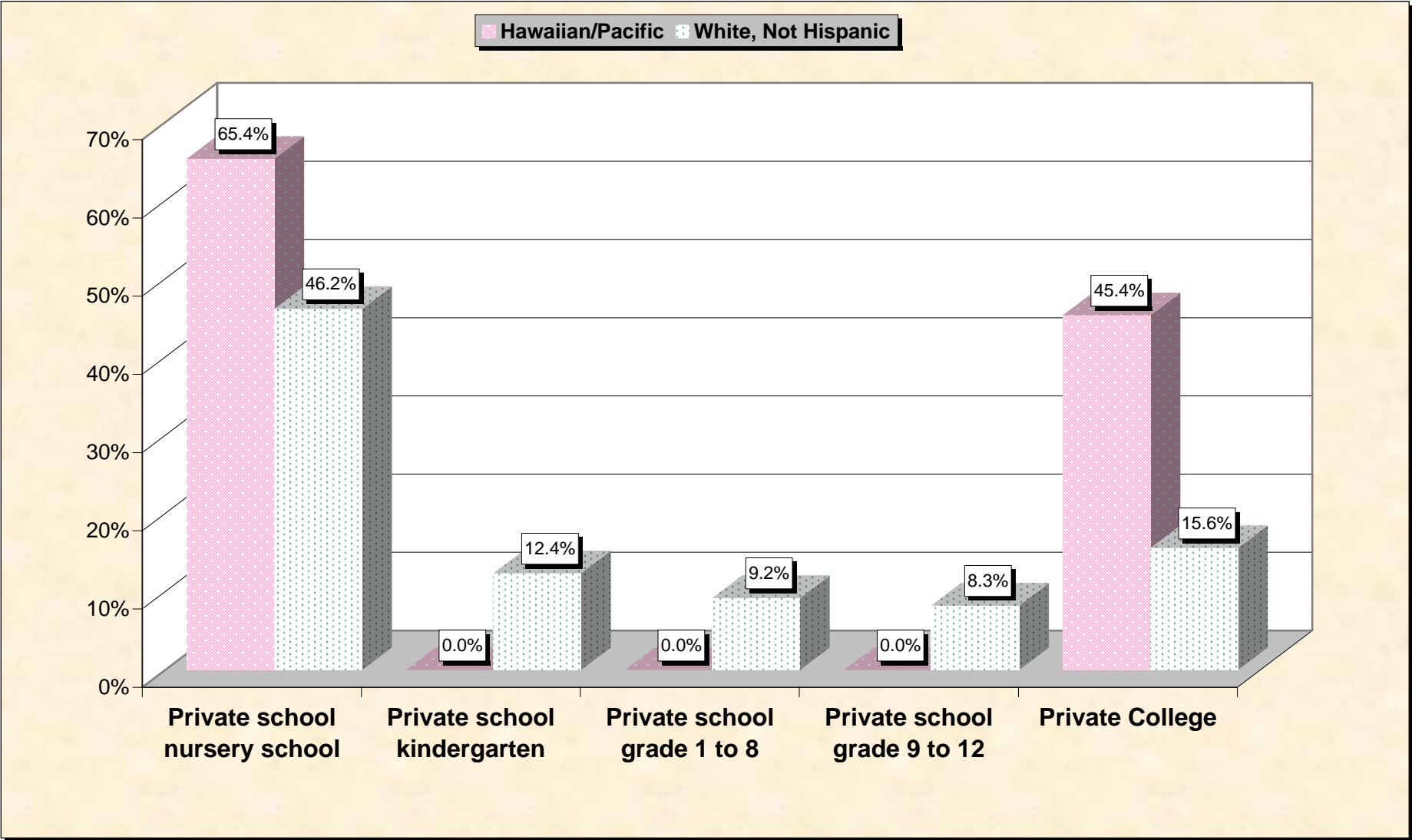
**Data Set: Census 2000 Summary File 3 (SF 3) - Sample Data**

# Chart 1 -- Single-Parent Family Households (Householder 15 to 64 years) Arkansas



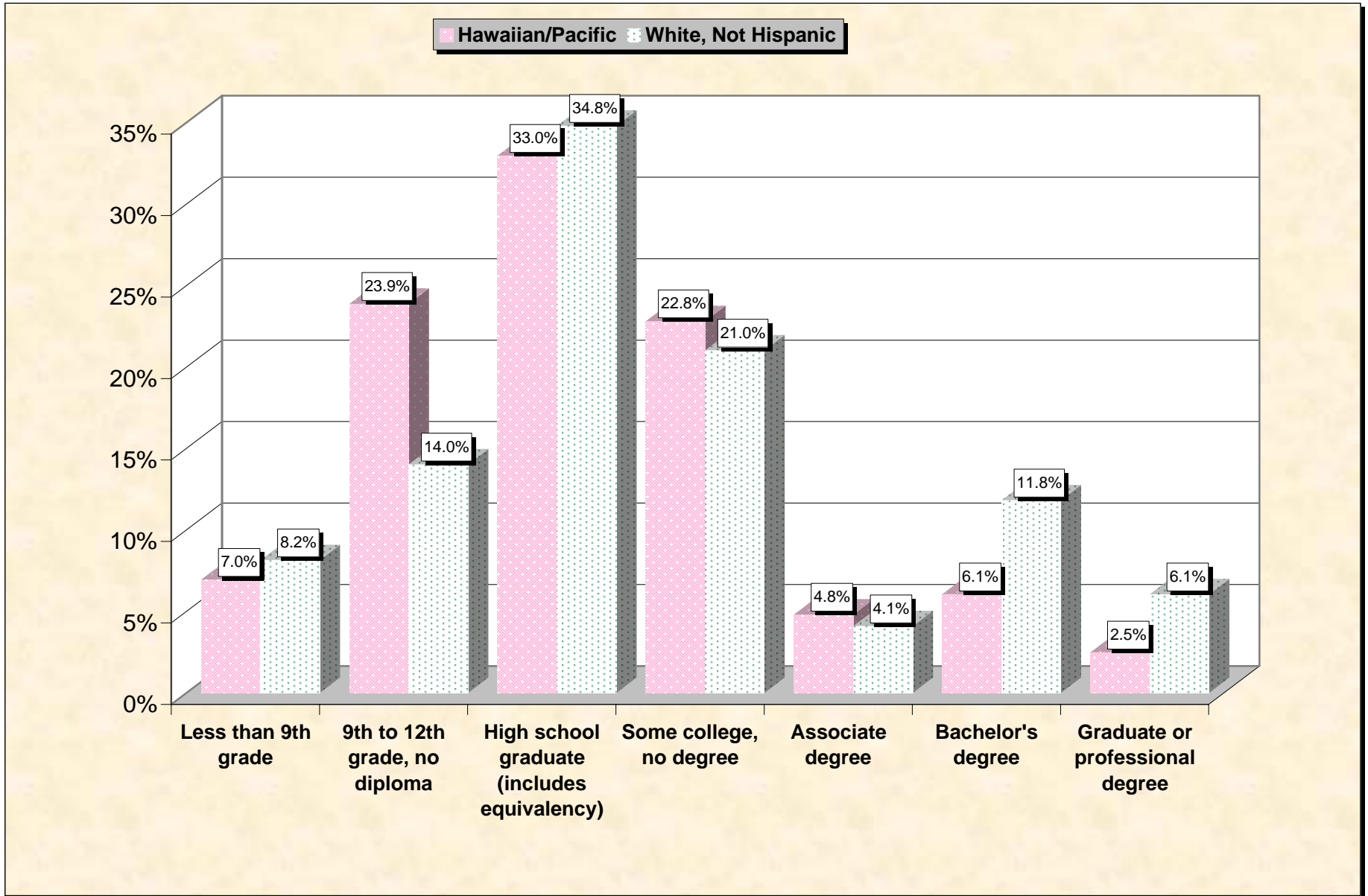
Source: Data Set: Census 2000 Summary File 3 (SF 3) - Sample Data - P146E. HOUSEHOLDS BY AGE OF HOUSEHOLDER BY HOUSEHOLD TYPE (INCLUDING LIVING ALONE) BY PRESENCE OF OWN CHILDREN UNDER 18 YEARS (NATIVE HAWAIIAN AND OTHER PACIFIC ISLANDER ALONE HOUSEHOLDER) [31] - Universe: Households with a householder who is Native Hawaiian and other Pacific Islander alone; P146I. HOUSEHOLDS BY AGE OF HOUSEHOLDER BY HOUSEHOLD TYPE (INCLUDING LIVING ALONE) BY PRESENCE OF OWN CHILDREN UNDER 18 YEARS (WHITE ALONE, NOT HISPANIC OR LATINO HOUSEHOLDER) [31] - Universe: Households with a householder who is White alone, not Hispanic or Latino.

# Chart 2 -- Private School Enrollment (3 years and over) Arkansas



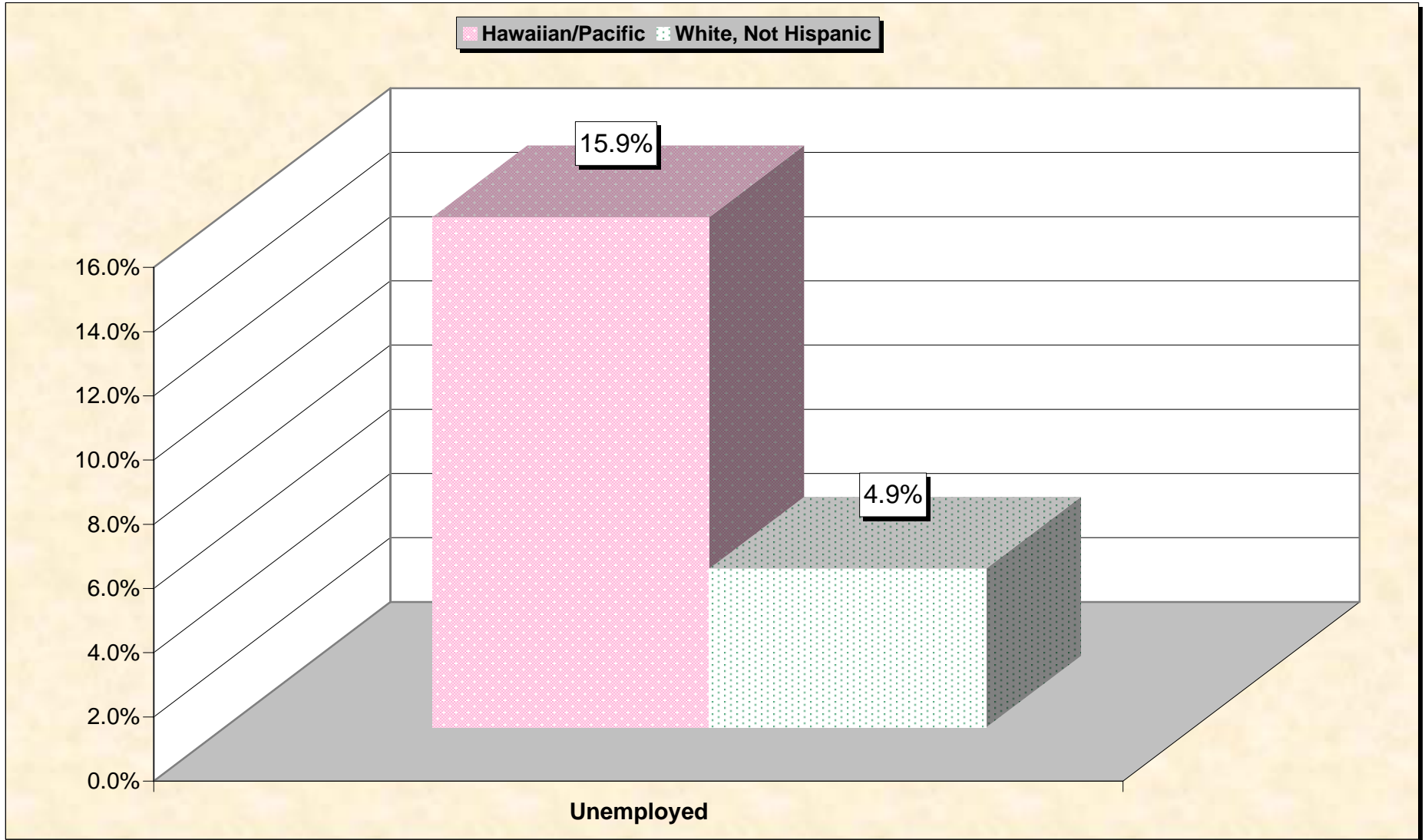
Source: Data Set: Census 2000 Summary File 3 (SF 3) - Sample Data -- P147E. SCHOOL ENROLLMENT BY LEVEL OF SCHOOL BY TYPE OF SCHOOL FOR THE POPULATION 3 YEARS AND OVER (NATIVE HAWAIIAN AND OTHER PACIFIC ISLANDER ALONE) [17] - Universe: Native Hawaiian and Other Pacific Islander alone 3 years and over; P147I. SCHOOL ENROLLMENT BY LEVEL OF SCHOOL BY TYPE OF SCHOOL FOR THE POPULATION 3 YEARS AND OVER (WHITE ALONE, NOT HISPANIC OR LATINO) [17] - Universe: White alone, not Hispanic or Latino population 3 years and over.

## Chart 3 -- Educational Attainment (25 years and over) Arkansas



Source: Data Set: Census 2000 Summary File 3 (SF 3) - Sample Data -- P148E. SEX BY EDUCATIONAL ATTAINMENT FOR THE POPULATION 25 YEARS AND OVER (NATIVE HAWAIIAN AND OTHER PACIFIC ISLANDER ALONE) [17] - Universe: Native Hawaiian and Other Pacific Islander alone 25 years and over; P148I. SEX BY EDUCATIONAL ATTAINMENT FOR THE POPULATION 25 YEARS AND OVER (WHITE ALONE, NOT HISPANIC OR LATINO) [17] - Universe: White alone, not Hispanic or Latino population 25 years and over.

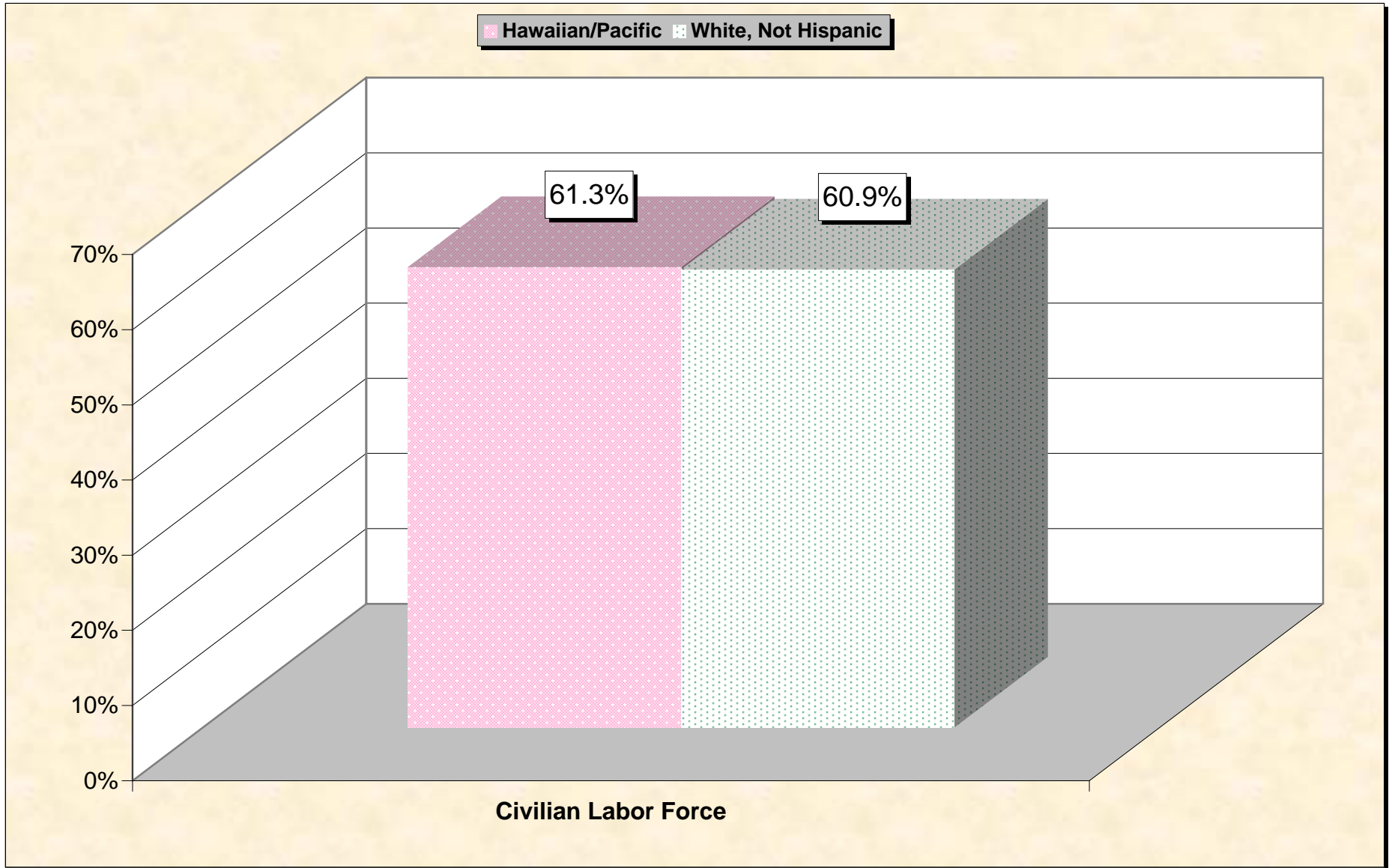
# Chart 4 -- Unemployment Rate (Civilian Labor Force) Arkansas



**Note:** Unemployment rate is defined as a percentage of the civilian labor force.

Source: Data Set: Census 2000 Summary File 3 (SF 3) - Sample Data -- P150E. SEX BY EMPLOYMENT STATUS FOR THE POPULATION 16 YEARS AND OVER (NATIVE HAWAIIAN AND OTHER PACIFIC ISLANDER ALONE) [15] - Universe: Native Hawaiian and Other Pacific Islander alone 16 years and over; P150I. SEX BY EMPLOYMENT STATUS FOR THE POPULATION 16 YEARS AND OVER (WHITE ALONE, NOT HISPANIC OR LATINO) [15] - Universe: White alone, not Hispanic or Latino population 16 years and over

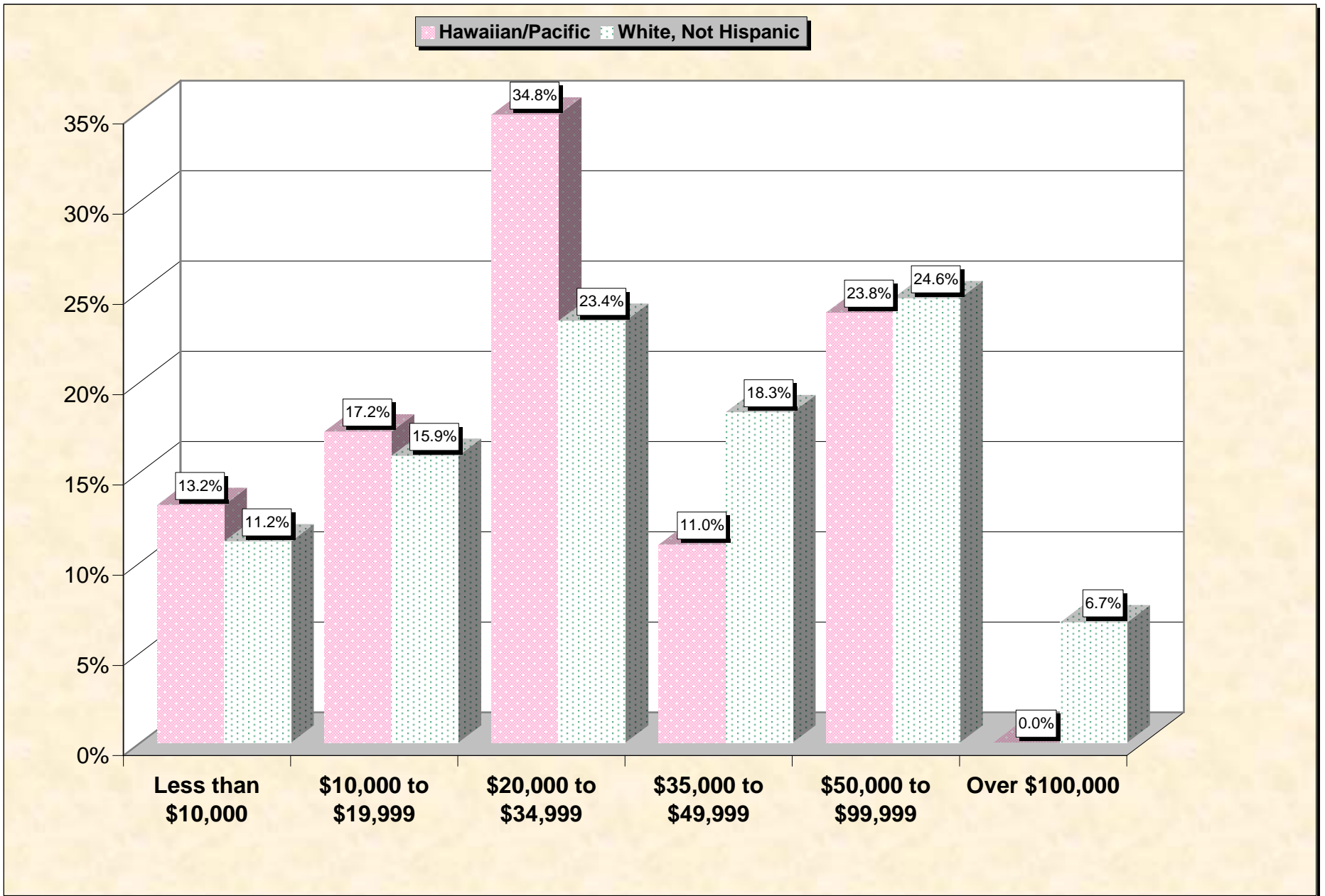
# Chart 5 -- Labor Force Participation (Civilian Labor Force) Arkansas



**Note:** Labor force participation rate is defined as a percentage of the civilian population over 16.

Source: Data Set: Census 2000 Summary File 3 (SF 3) - Sample Data -- P150E. SEX BY EMPLOYMENT STATUS FOR THE POPULATION 16 YEARS AND OVER (NATIVE HAWAIIAN AND OTHER PACIFIC ISLANDER ALONE) [15] - Universe: Native Hawaiian and Other Pacific Islander alone 16 years and over; P150I. SEX BY EMPLOYMENT STATUS FOR THE POPULATION 16 YEARS AND OVER (WHITE ALONE, NOT HISPANIC OR LATINO) [15] - Universe: White alone, not Hispanic or Latino population 16 years and over

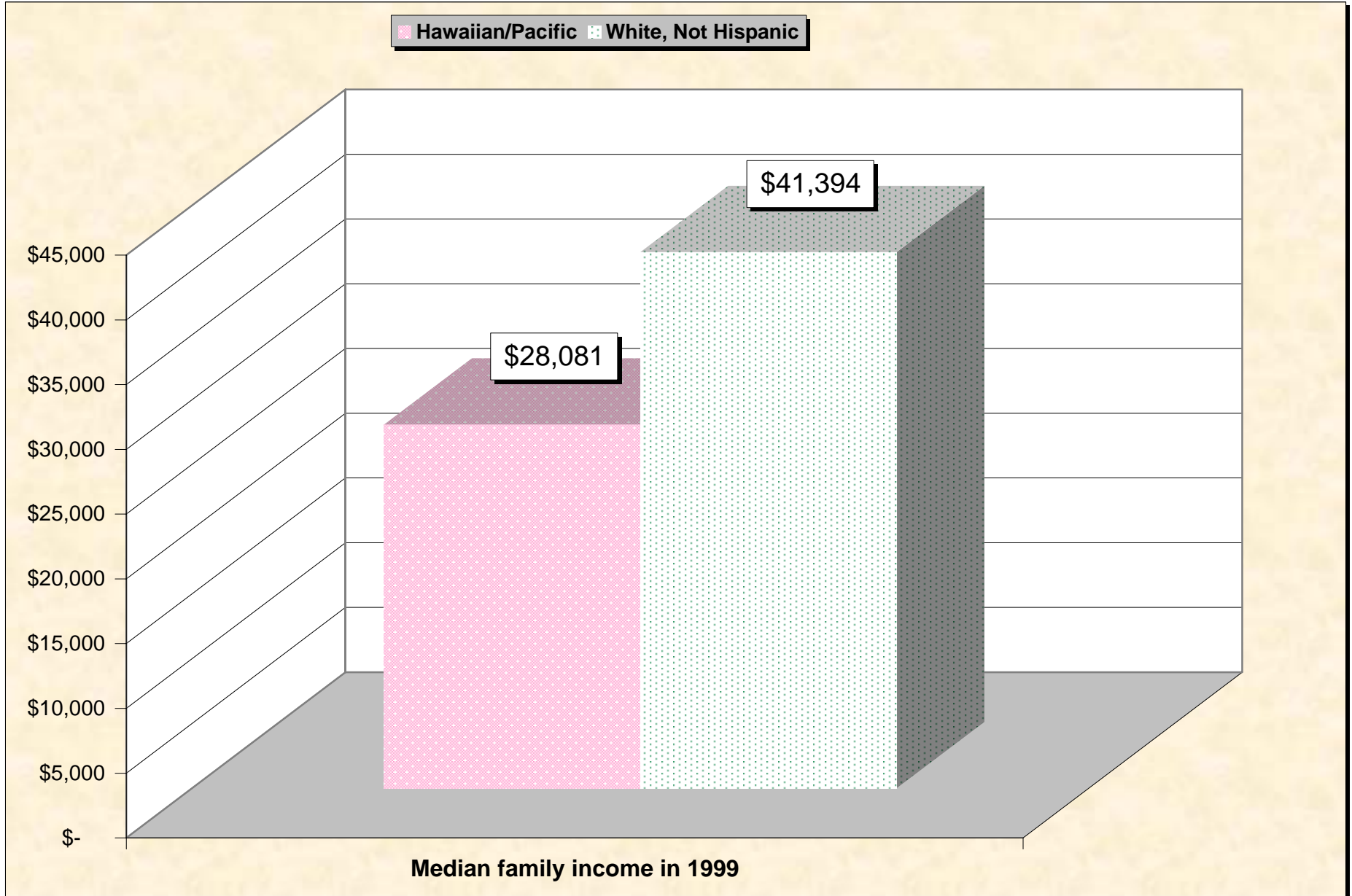
## Chart 6 -- Household Income in 1999 Arkansas



Source: Data Set: Census 2000 Summary File 3 (SF 3) - Sample Data -- P151E. HOUSEHOLD INCOME IN 1999 (NATIVE HAWAIIAN AND OTHER PACIFIC ISLANDER ALONE HOUSEHOLDER) [17] - Universe: Households with a householder who is Native Hawaiian and Other Pacific Islander alone; P151I. HOUSEHOLD INCOME IN 1999 (WHITE ALONE, NOT HISPANIC OR LATINO HOUSEHOLDER) [17] - Universe: Households with a householder who is White alone, not Hispanic or Latino

# Chart 7 -- Median Family Income In 1999

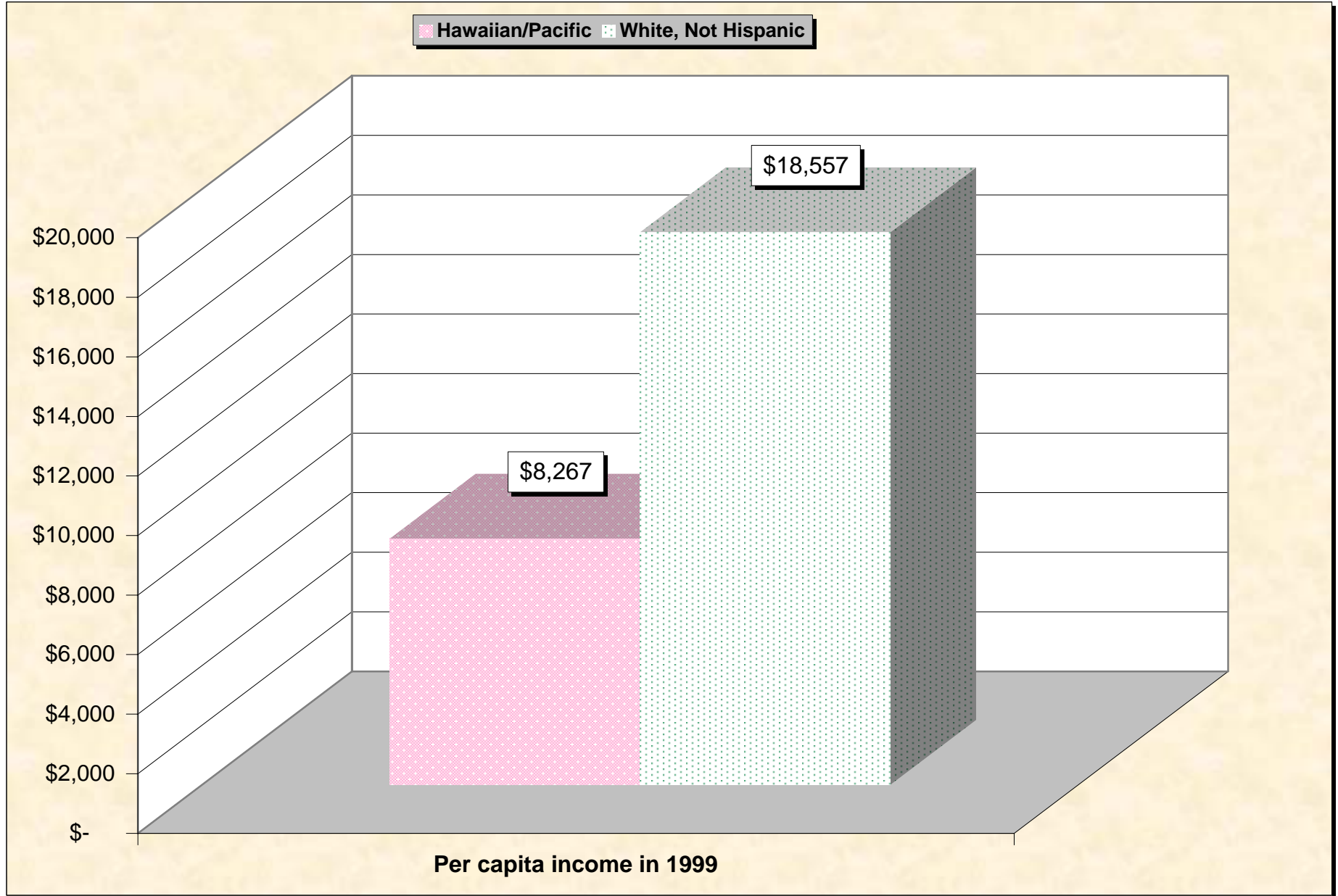
## Arkansas



Source: Data Set: Census 2000 Summary File 3 (SF 3) - Sample Data -- P155E. MEDIAN FAMILY INCOME IN 1999 (DOLLARS) (NATIVE HAWAIIAN AND OTHER PACIFIC ISLANDER ALONE HOUSEHOLDER) [1] - Universe: Families with a householder who is Native Hawaiian and Other Pacific Islander alone ; P155I. MEDIAN FAMILY INCOME IN 1999 (DOLLARS) (WHITE ALONE, NOT HISPANIC OR LATINO HOUSEHOLDER) [1] - Universe: Families with a householder who is White alone, not Hispanic or Latino

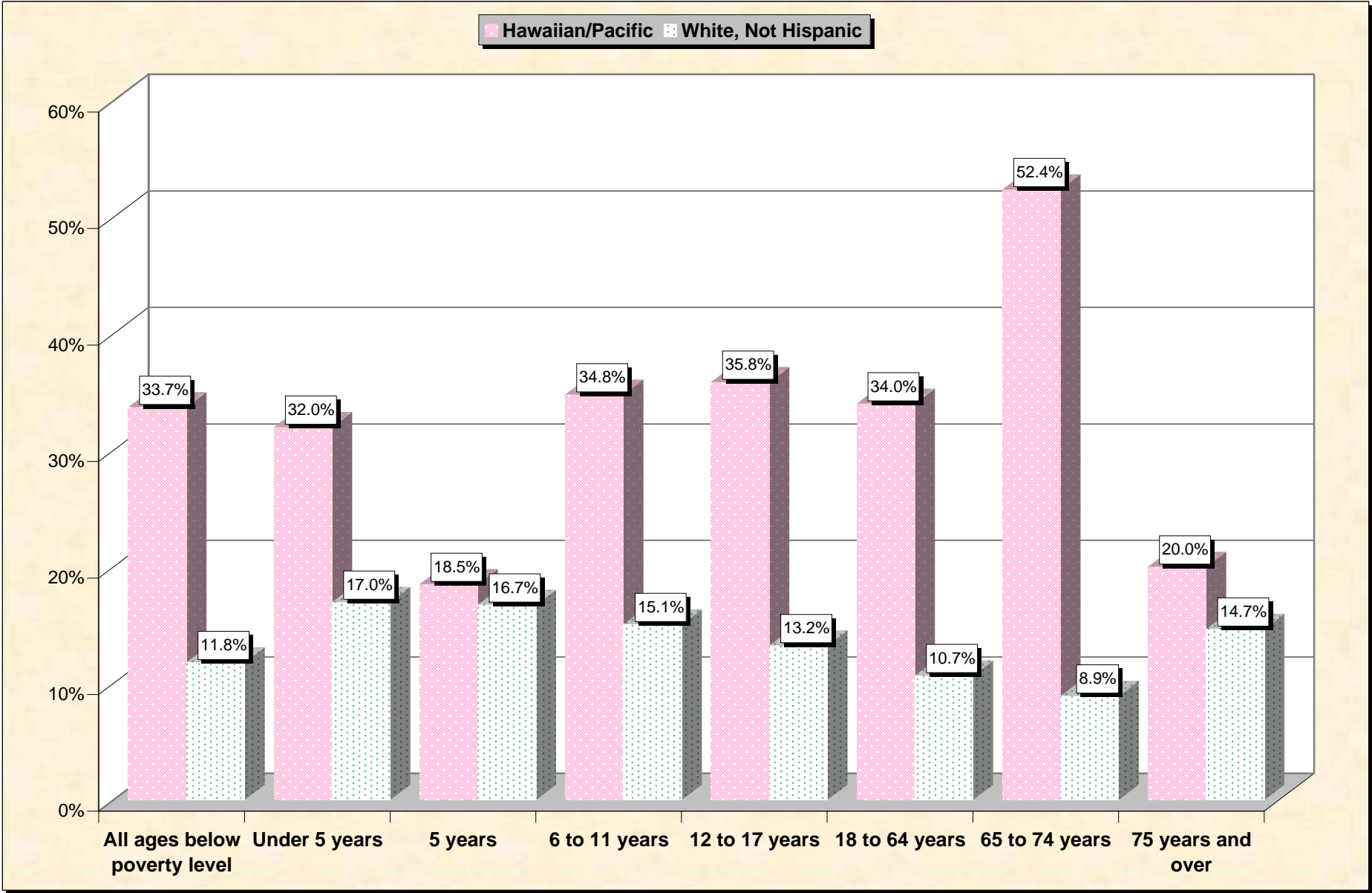


# Chart 8 -- Per Capita Income In 1999 Arkansas



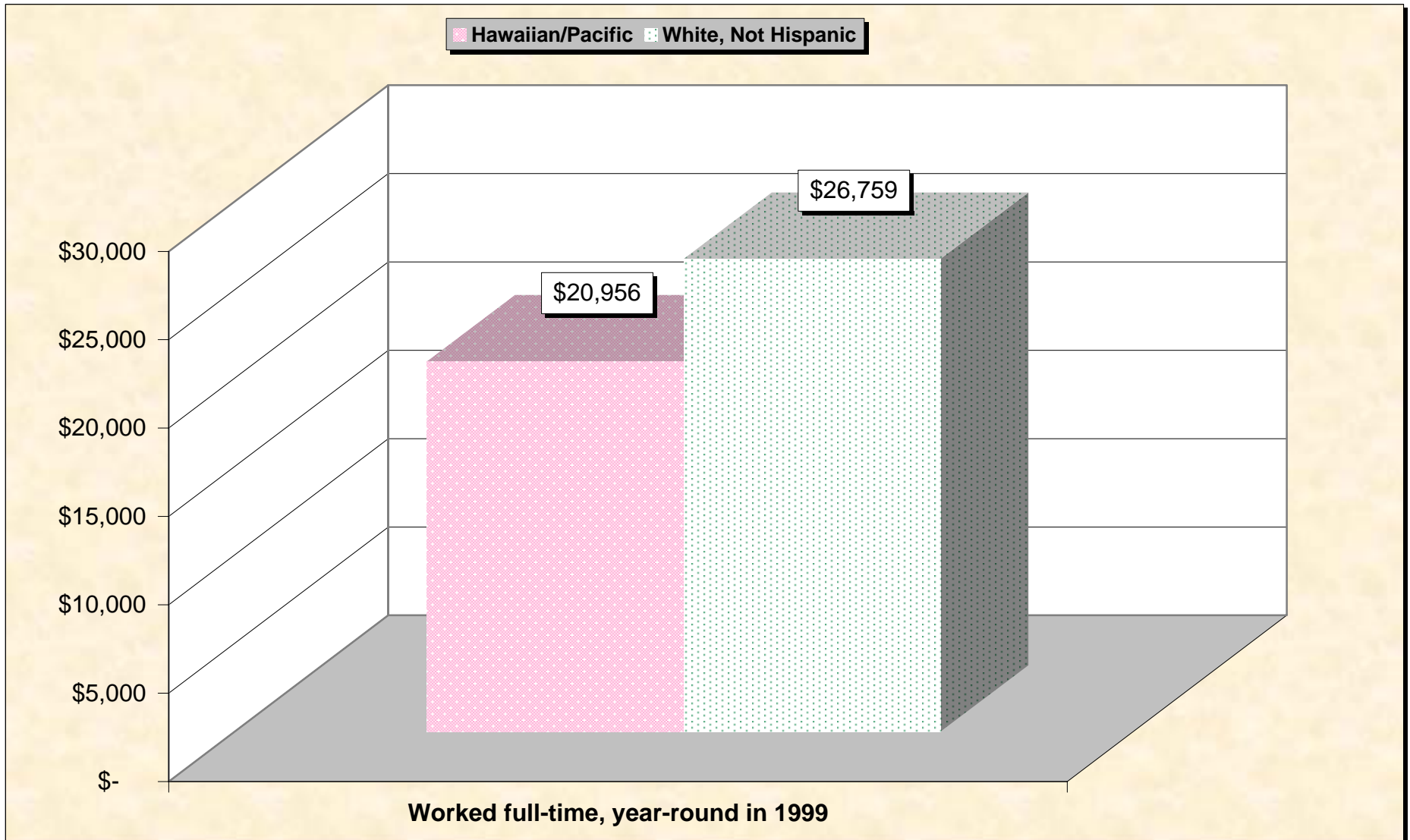
Source: Data Set: Census 2000 Summary File 3 (SF 3) - Sample Data -- P157E. PER CAPITA INCOME IN 1999 (DOLLARS) (NATIVE HAWAIIAN AND OTHER PACIFIC ISLANDER ALONE) [1] - Universe: Native Hawaiian and Other Pacific Islander alone; P157I. PER CAPITA INCOME IN 1999 (DOLLARS) (WHITE ALONE, NOT HISPANIC OR LATINO) [1] - Universe: White alone, not Hispanic or Latino population

# Chart 9 -- Income in 1999 Below Poverty Level by Age Arkansas



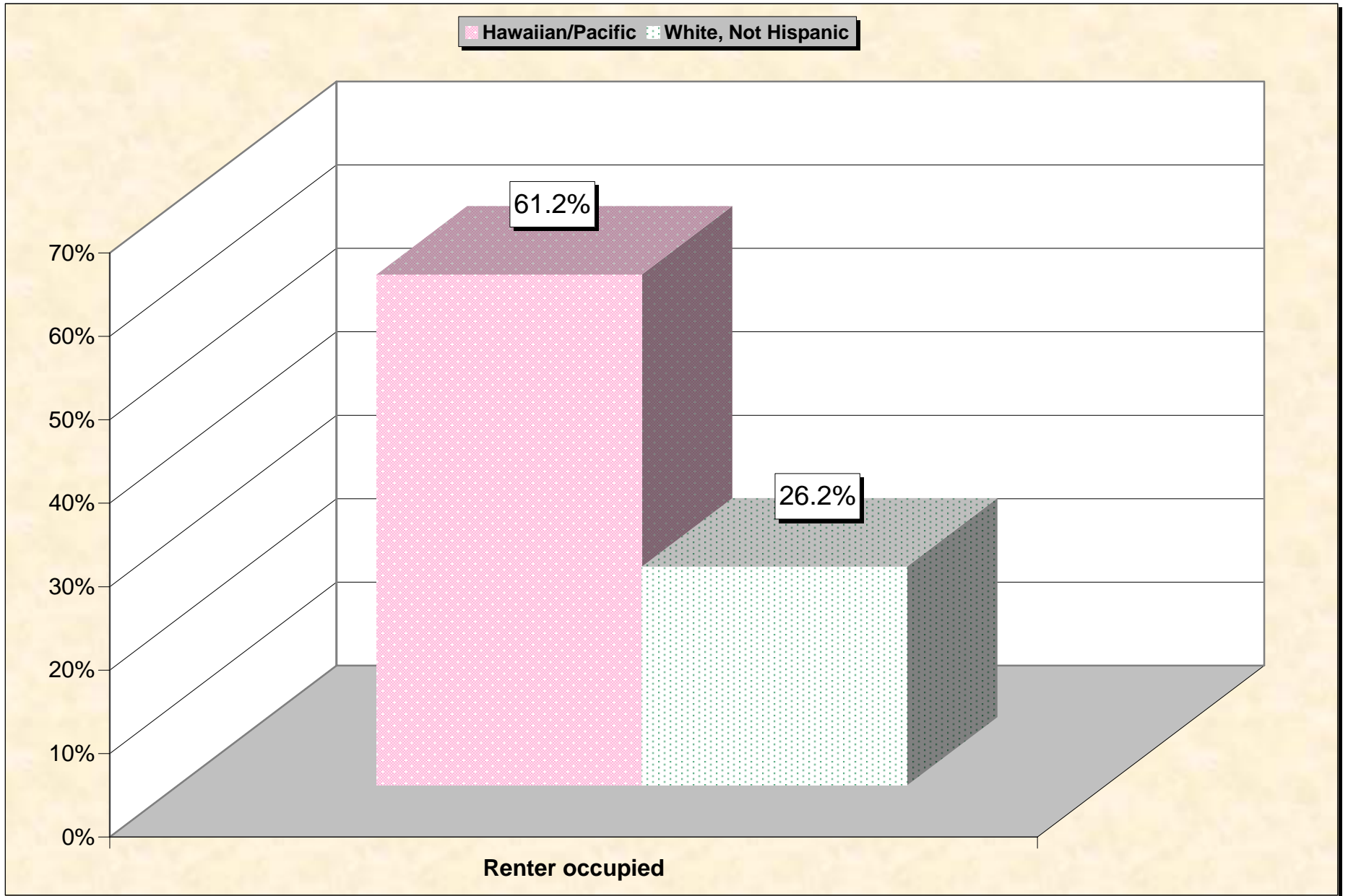
Source: Data Set: Census 2000 Summary File 3 (SF 3) - Sample Data -- P159E. POVERTY STATUS IN 1999 BY AGE (NATIVE HAWAIIAN AND OTHER PACIFIC ISLANDER ALONE) [17] - Universe: Native Hawaiian and Other Pacific Islander alone for whom poverty status is determined;P159I. POVERTY STATUS IN 1999 BY AGE (WHITE ALONE, NOT HISPANIC OR LATINO) [17] - Universe: White alone, not Hispanic or Latino population for whom poverty status is determined.

# Chart 10 -- Median Earnings in 1999 Arkansas



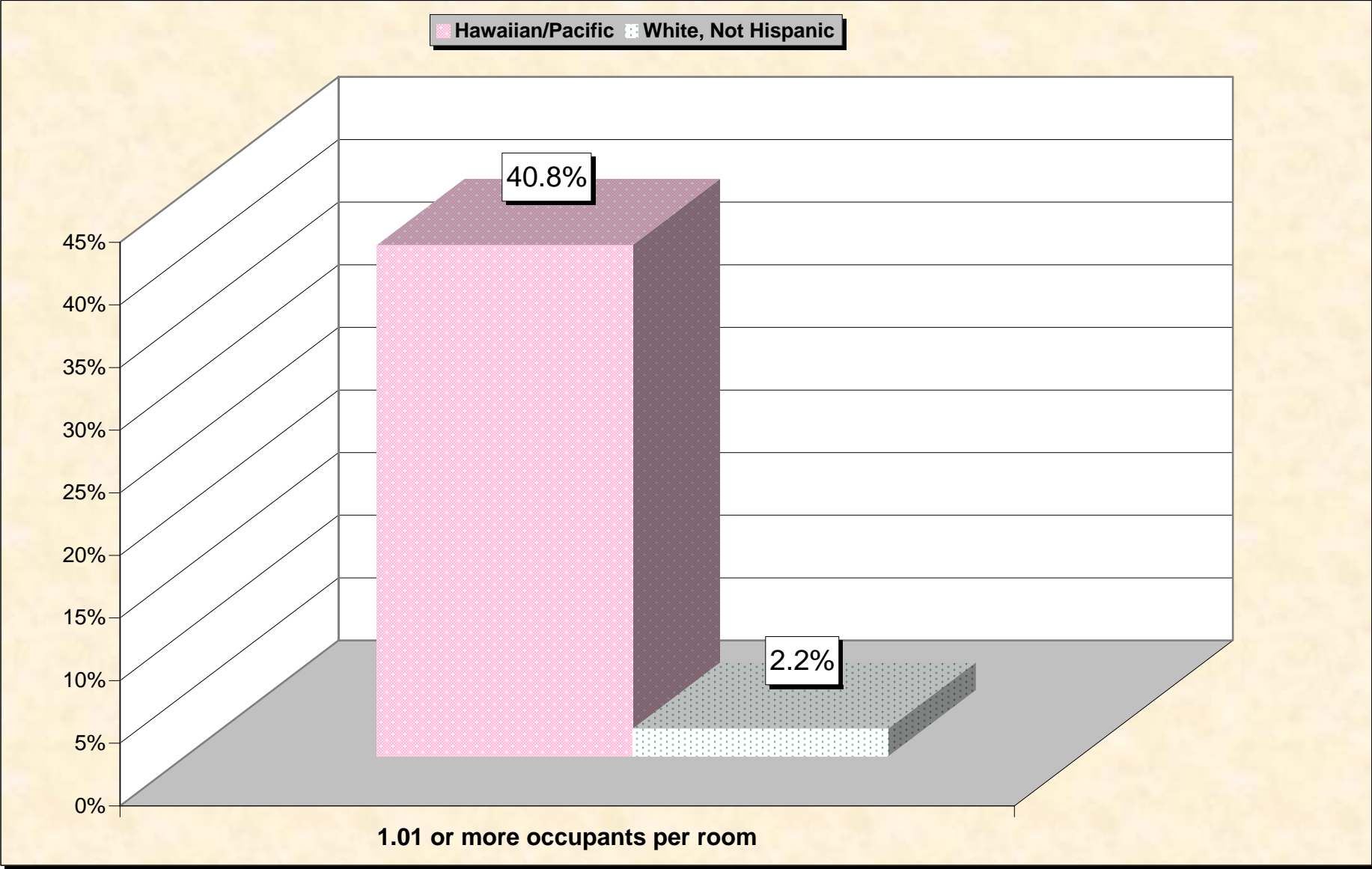
Source: Data Set: Census 2000 Summary File 3 (SF 3) - Sample Data -- PCT74E. MEDIAN EARNINGS IN 1999 (DOLLARS) BY WORK EXPERIENCE IN 1999 BY SEX FOR THE POPULATION 16 YEARS AND OVER WITH EARNINGS (NATIVE HAWAIIAN AND OTHER PACIFIC ISLANDER ALONE) [6] - Universe: Native Hawaiian and Other Pacific Islander alone 16 years and over with earnings in 1999; PCT74I. MEDIAN EARNINGS IN 1999 (DOLLARS) BY WORK EXPERIENCE IN 1999 BY SEX FOR THE POPULATION 16 YEARS AND OVER WITH EARNINGS (WHITE ALONE, NOT HISPANIC OR LATINO) [6] - Universe: White alone, not Hispanic or Latino population 16 years and over with earnings in 1999

# Chart 11 -- Renter-Occupied Housing Arkansas



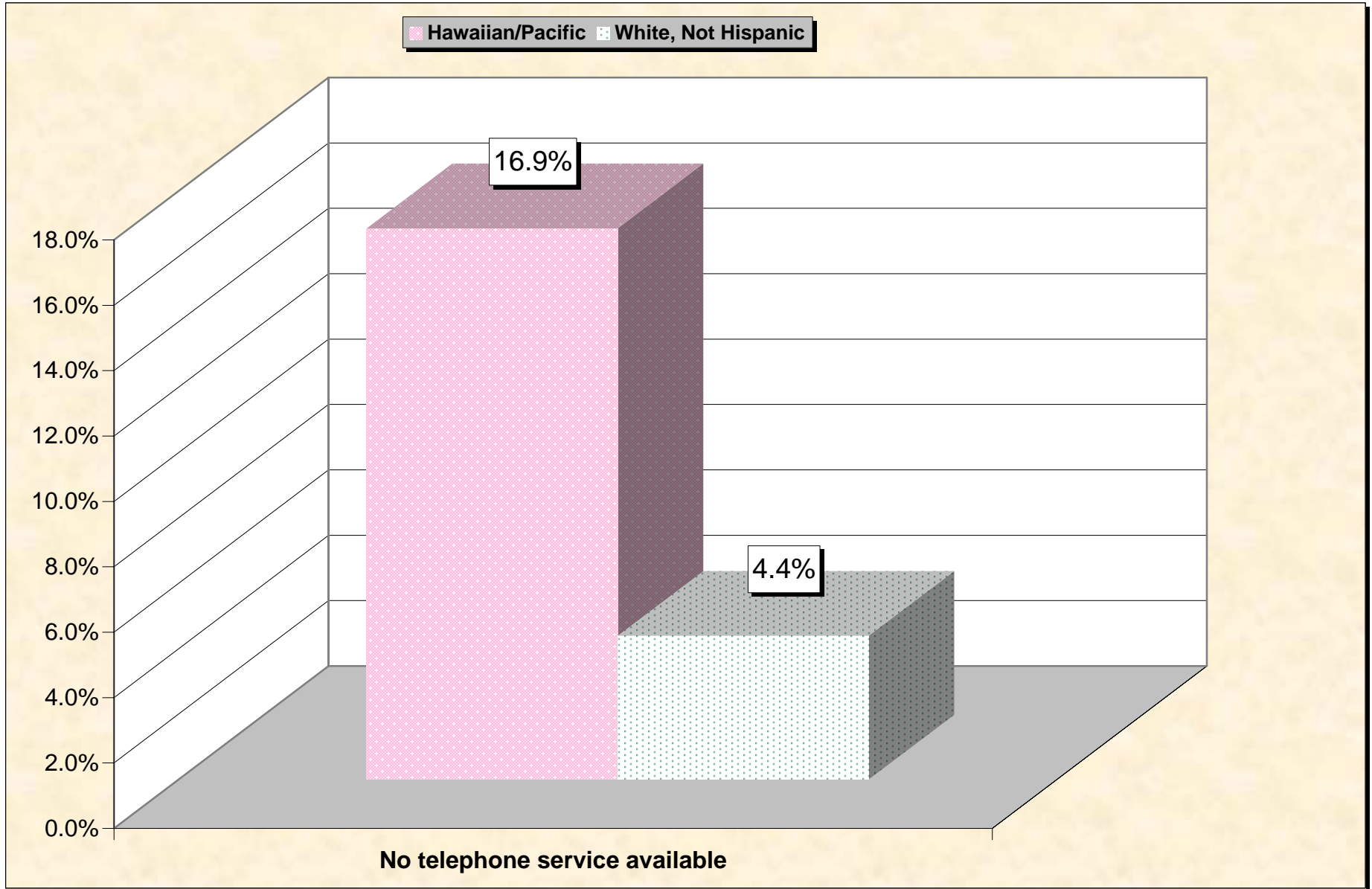
Source: Data Set: Census 2000 Summary File 3 (SF 3) - Sample Data -- H11. TENURE BY RACE OF HOUSEHOLDER [17] - Universe: Occupied housing units; H13. TENURE (WHITE ALONE, NOT HISPANIC OR LATINO HOUSEHOLDER) [3] - Universe: Occupied housing units with a householder who is White alone, not Hispanic or Latino.

# Chart 12 -- Occupants Per Room (Crowding) by Household Arkansas



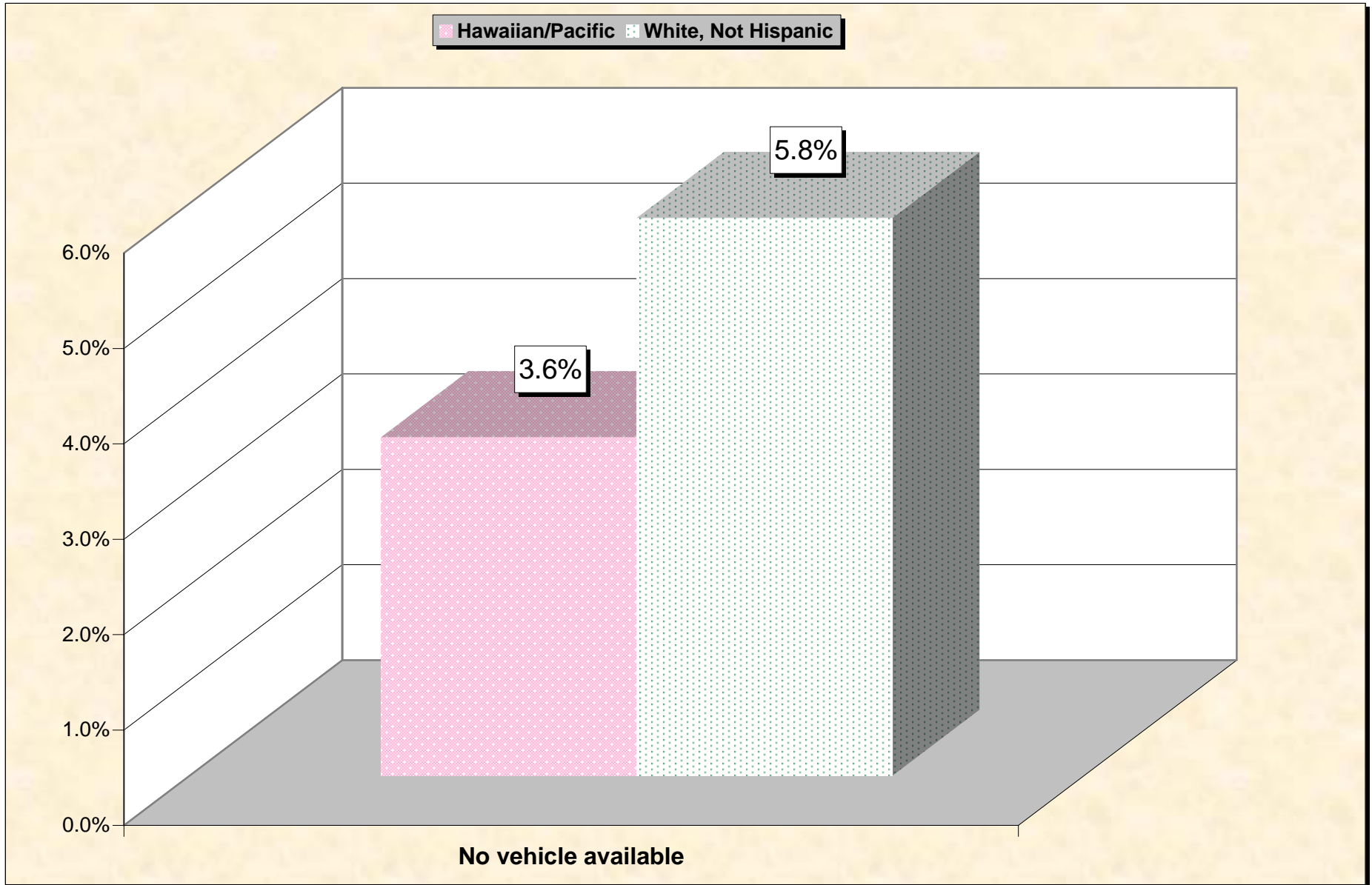
Source: Data Set: Census 2000 Summary File 3 (SF 3) - Sample Data -- HCT29E. OCCUPANTS PER ROOM (NATIVE HAWAIIAN AND OTHER PACIFIC ISLANDER ALONE HOUSEHOLDER) [3] - Universe: Occupied housing units with a householder who is Native Hawaiian and Other Pacific Islander alone; HCT29I. OCCUPANTS PER ROOM (WHITE ALONE, NOT HISPANIC OR LATINO HOUSEHOLDER) [3] - Universe: Occupied housing units with a householder who is White alone, not Hispanic or Latino

# Chart 13 -- Lack of Telephone Service by Household Arkansas



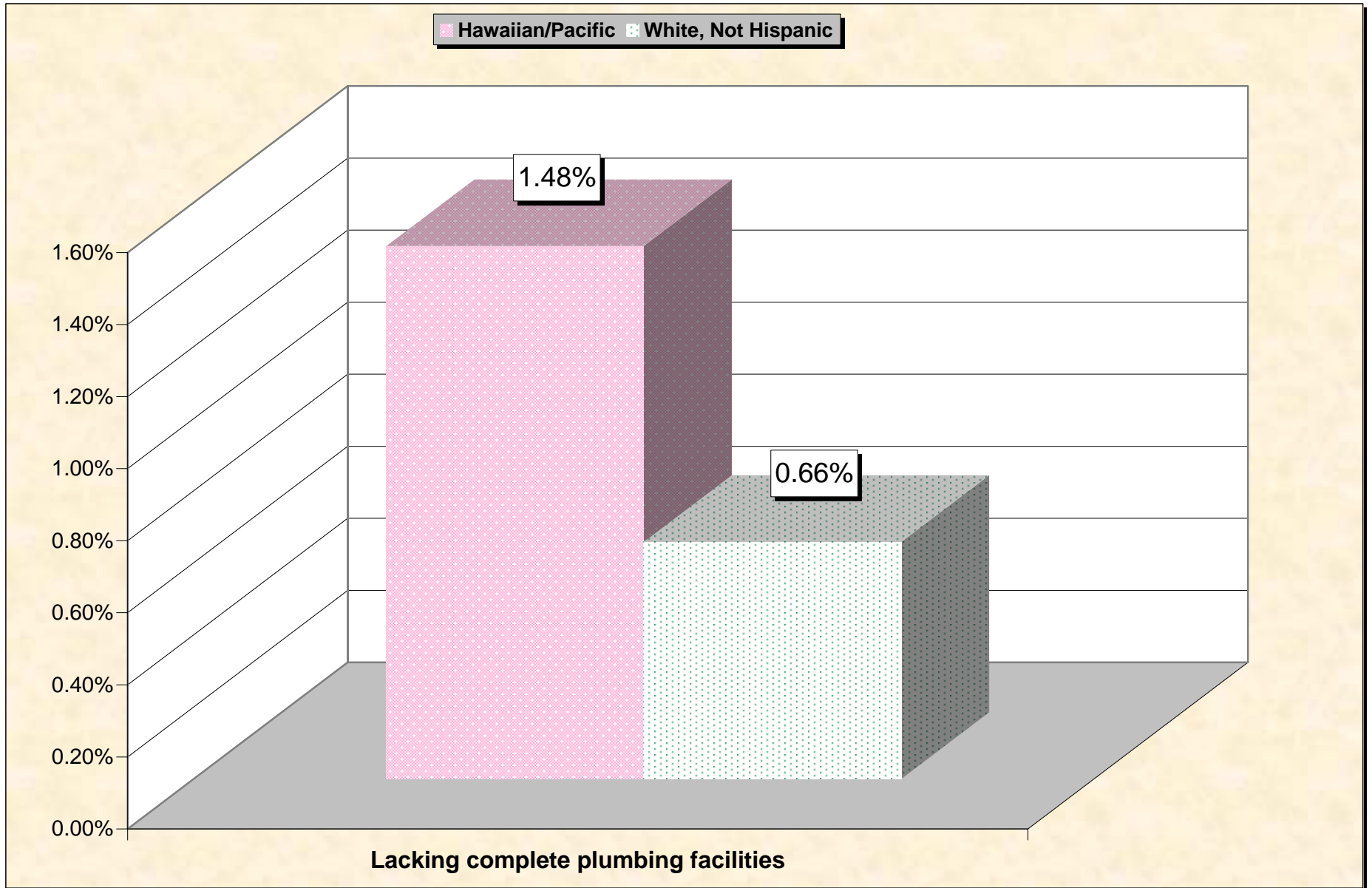
Source: Data Set: Census 2000 Summary File 3 (SF 3) - Sample Data -- HCT32E. TELEPHONE SERVICE AVAILABLE (NATIVE HAWAIIAN AND OTHER PACIFIC ISLANDER ALONE HOUSEHOLDER) [3] - Universe: Occupied housing units with a householder who is Native Hawaiian and Other Pacific Islander alone; HCT32I. TELEPHONE SERVICE AVAILABLE (WHITE ALONE, NOT HISPANIC OR LATINO HOUSEHOLDER) [3] - Universe: Occupied housing units with a householder who is White alone, not Hispanic or Latino

# Chart 14 -- Lack of Vehicle By Household Arkansas



Source: Data Set: Census 2000 Summary File 3 (SF 3) - Sample Data -- HCT33E. VEHICLES AVAILABLE (NATIVE HAWAIIAN AND OTHER PACIFIC ISLANDER ALONE HOUSEHOLDER) [3] - Universe: Occupied housing units with a householder who is Native Hawaiian and Other Pacific Islander alone;; HCT33I. VEHICLES AVAILABLE (WHITE ALONE, NOT HISPANIC OR LATINO HOUSEHOLDER) [3] - Universe: Occupied housing units with a householder who is White alone, not Hispanic or Latino

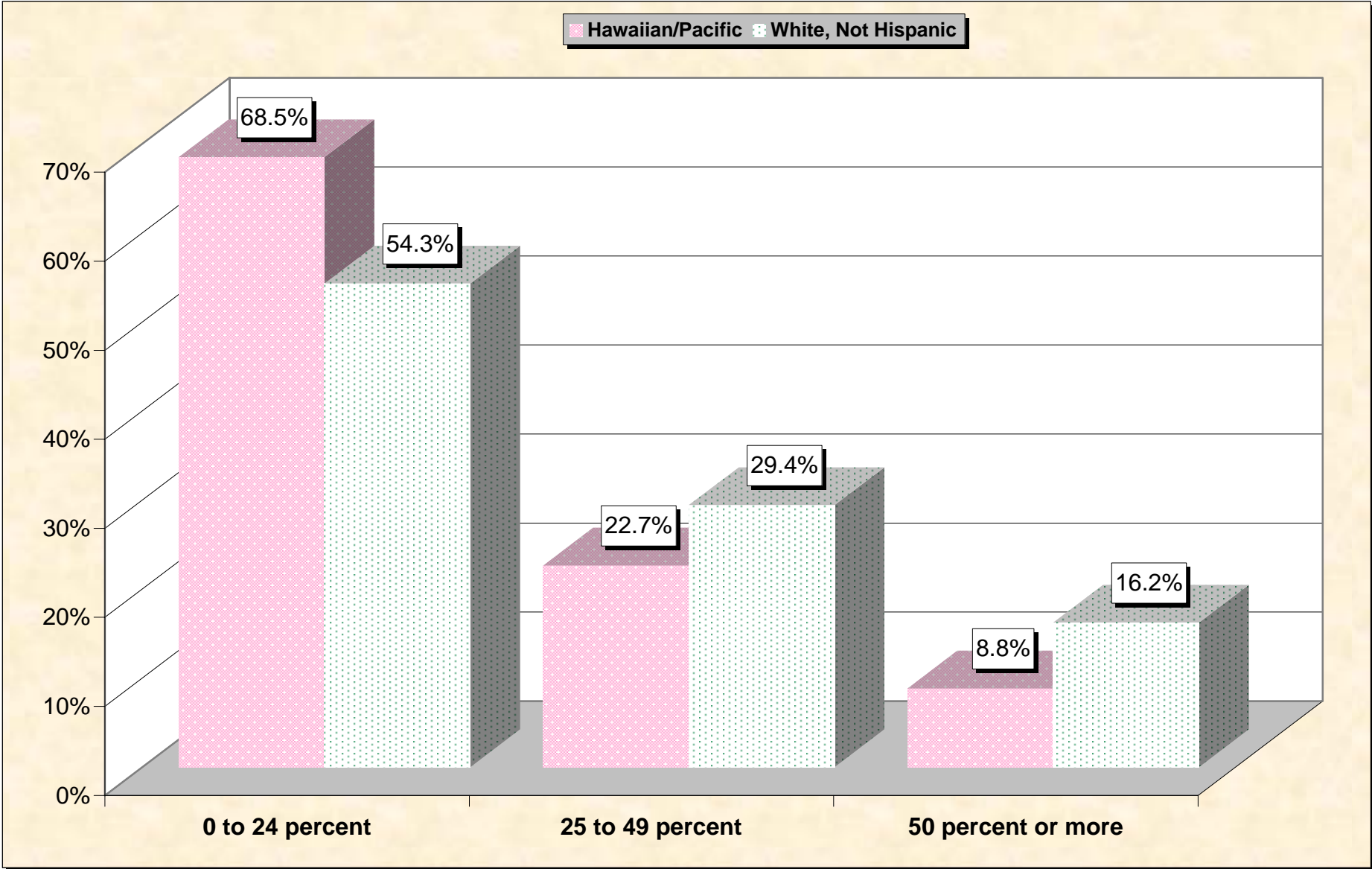
# Chart 15 -- Lack of Plumbing By Household Arkansas



Source: Data Set: Census 2000 Summary File 3 (SF 3) - Sample Data -- HCT34E. PLUMBING FACILITIES (NATIVE HAWAIIAN AND OTHER PACIFIC ISLANDER ALONE HOUSEHOLDER) [3] - Universe: Occupied housing units with a householder who is Native Hawaiian and Other Pacific Islander alone; HCT34I. PLUMBING FACILITIES (WHITE ALONE, NOT HISPANIC OR LATINO HOUSEHOLDER) [3] - Universe: Occupied housing units with a householder who is White alone, not Hispanic or Latino.

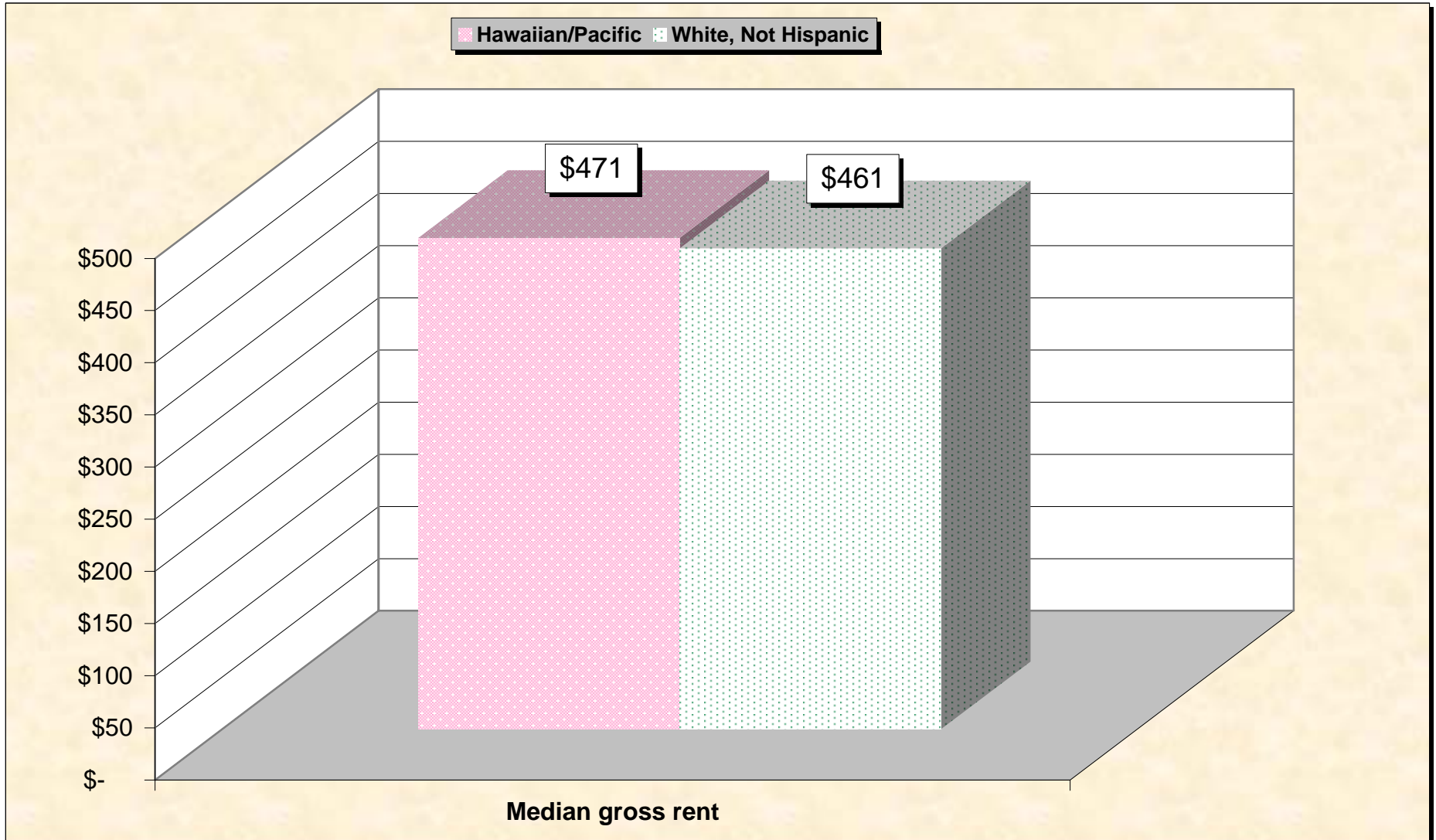


# Chart 16 -- Gross Rent as a Percentage of Household Income in 1999 Arkansas



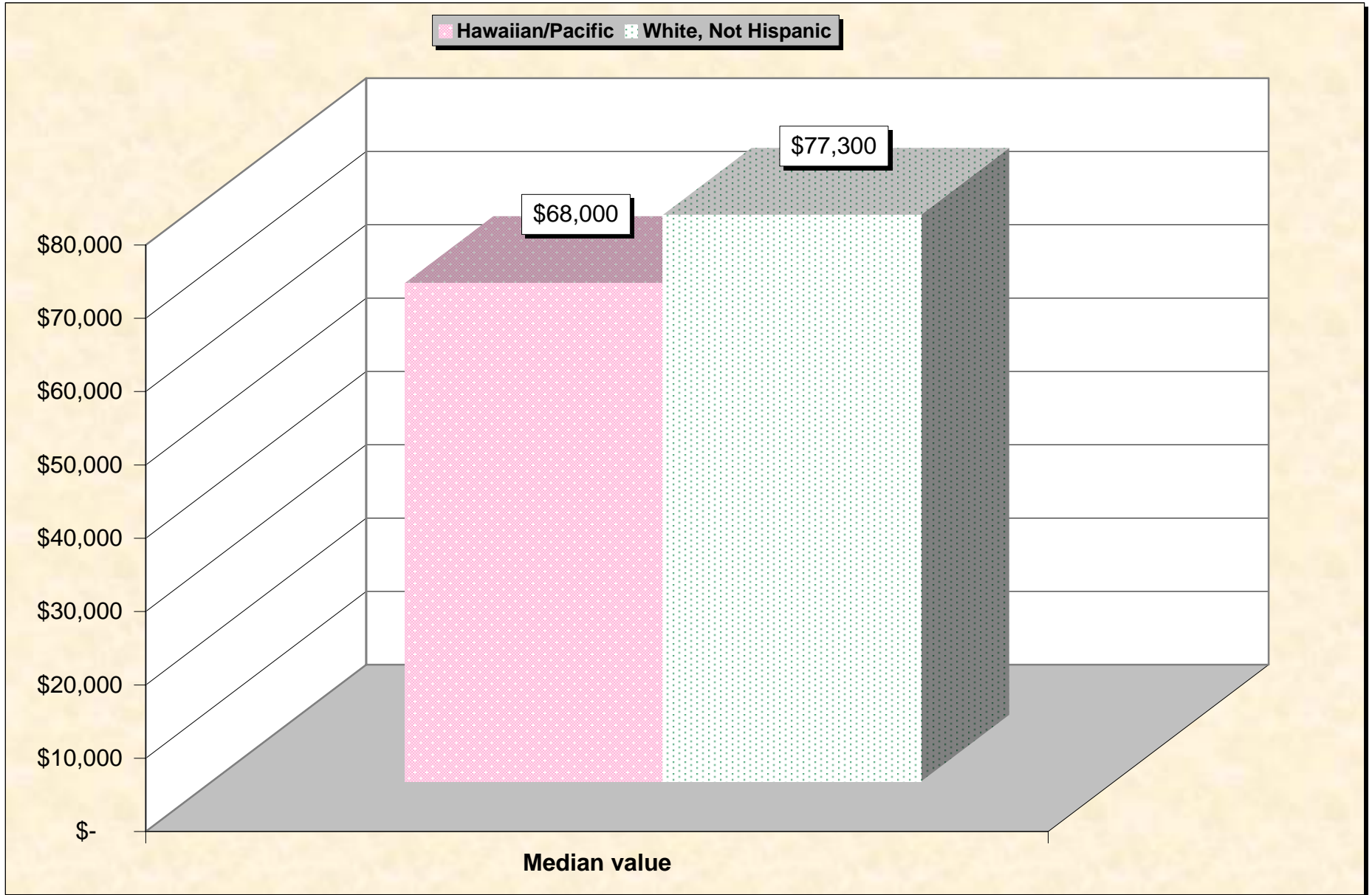
Source: Data Set: Census 2000 Summary File 3 (SF 3) - Sample Data -- HCT39E. GROSS RENT AS A PERCENTAGE OF HOUSEHOLD INCOME IN 1999 (NATIVE HAWAIIAN AND OTHER PACIFIC ISLANDER ALONE HOUSEHOLDER) [11] - Universe: Specified renter-occupied housing units with a householder who is Native Hawaiian and Other Pacific Islander alone; HCT39I. GROSS RENT AS A PERCENTAGE OF HOUSEHOLD INCOME IN 1999 (WHITE ALONE, NOT HISPANIC OR LATINO HOUSEHOLDER) [11] - Universe: Specified renter-occupied housing units with a householder who is White alone, not Hispanic or Latino.

# Chart 17 -- Median Gross Rent By Household Arkansas



Source: Data Set: Census 2000 Summary File 3 (SF 3) - Sample Data -- HCT37E. MEDIAN GROSS RENT (DOLLARS) (NATIVE HAWAIIAN AND OTHER PACIFIC ISLANDER ALONE HOUSEHOLDER) [1] - Universe: Specified renter-occupied housing units paying cash rent with a householder who is Native Hawaiian and Other Pacific Islander alone; HCT37I. MEDIAN GROSS RENT (DOLLARS) (WHITE ALONE, NOT HISPANIC OR LATINO HOUSEHOLDER) [1] - Universe: Specified renter-occupied housing units paying cash rent with a householder who is White alone, not Hispanic or Latino

# Chart 18 -- Median Home Value By Household Arkansas



Source: Data Set: Census 2000 Summary File 3 (SF 3) - Sample Data -- HCT42E. MEDIAN VALUE (DOLLARS) (NATIVE HAWAIIAN AND OTHER PACIFIC ISLANDER ALONE HOUSEHOLDER) [1] - Universe: Specified owner-occupied housing units with a householder who is Native Hawaiian and Other Pacific Islander alone; HCT42I. MEDIAN VALUE (DOLLARS) (WHITE ALONE, NOT HISPANIC OR LATINO HOUSEHOLDER) [1] - Universe: Specified owner-occupied housing units with a householder who is White alone, not Hispanic or Latino

## HOUSEHOLDS BY AGE OF HOUSEHOLDER BY HOUSEHOLD TYPE (INCLUDING LIVING ALONE) BY PRESENCE OF OWN CHILDREN UNDER 18 YEARS

### Source data for Chart 1

	Hawaiian/Pacific Arkansas	White, Not Hispanic Arkansas
Total:	319	852,927
Householder 15 to 64 years:	293	636,751
Family households:	256	483,434
Married-couple family:	188	400,532
With own children under 18 years	171	203,025
No own children under 18 years	17	197,507
Other family:	68	82,902
Male householder, no wife present:	49	24,064
With own children under 18 years	40	14,511
No own children under 18 years	9	9,553
Female householder, no husband present:	19	58,838
With own children under 18 years	13	40,998
No own children under 18 years	6	17,840
Nonfamily households:	37	153,317
Householder living alone	35	123,377
Householder not living alone	2	29,940
Householder 65 years and over:	26	216,176
Family households:	16	118,483
Married-couple family:	2	102,291
With own children under 18 years	0	746
No own children under 18 years	2	101,545
Other family:	14	16,192
Male householder, no wife present:	0	3,236
With own children under 18 years	0	147
No own children under 18 years	0	3,089
Female householder, no husband present:	14	12,956
With own children under 18 years	0	91
No own children under 18 years	14	12,865
Nonfamily households:	10	97,693
Householder living alone	10	95,105
Householder not living alone	0	2,588

Source: Data Set: Census 2000 Summary File 3 (SF 3) - Sample Data - P146E. HOUSEHOLDS BY AGE OF HOUSEHOLDER BY HOUSEHOLD TYPE (INCLUDING LIVING ALONE) BY PRESENCE OF OWN CHILDREN UNDER 18 YEARS (NATIVE HAWAIIAN AND OTHER PACIFIC ISLANDER ALONE HOUSEHOLDER) [31] - Universe: Households with a householder who is Native Hawaiian and Other Pacific Islander alone; P146I. HOUSEHOLDS BY AGE OF HOUSEHOLDER BY HOUSEHOLD TYPE (INCLUDING LIVING ALONE) BY PRESENCE OF OWN CHILDREN UNDER 18 YEARS (WHITE ALONE, NOT HISPANIC OR LATINO HOUSEHOLDER) [31] - Universe: Households with a householder who is White alone, not Hispanic or Latino.

## SCHOOL ENROLLMENT BY LEVEL OF SCHOOL BY TYPE OF SCHOOL FOR THE POPULATION 3 YEARS AND OVER

### Source data for Chart 2

	Hawaiian/Pacific Arkansas	White, Not Hispanic Arkansas
Total:	1,376	2,025,447
Enrolled in nursery school, preschool:	26	30,142
Public school	9	16,221
Private school	17	13,921
Enrolled in kindergarten:	27	26,692
Public school	27	23,387
Private school	0	3,305
Enrolled in grade 1 to grade 8:	150	223,614
Public school	150	202,982
Private school	0	20,632
Enrolled in grade 9 to grade 12:	175	109,435
Public school	175	100,402
Private school	0	9,033
Enrolled in college:	108	97,804
Public school	59	82,526
Private school	49	15,278
Not enrolled in school	890	1,537,760

Source: Data Set: Census 2000 Summary File 3 (SF 3) - Sample Data - P146E. HOUSEHOLDS BY AGE OF HOUSEHOLDER BY HOUSEHOLD TYPE (INCLUDING LIVING ALONE) BY PRESENCE OF OWN CHILDREN UNDER 18 YEARS (NATIVE HAWAIIAN AND OTHER PACIFIC ISLANDER ALONE HOUSEHOLDER) [31] - Universe: Households with a householder who is Native Hawaiian and Other Pacific Islander alone; P146I. HOUSEHOLDS BY AGE OF HOUSEHOLDER BY HOUSEHOLD TYPE (INCLUDING LIVING ALONE) BY PRESENCE OF OWN CHILDREN UNDER 18 YEARS (WHITE ALONE, NOT HISPANIC OR LATINO HOUSEHOLDER) [31] - Universe: Households with a householder who is White alone, not Hispanic or Latino.

## SEX BY EDUCATIONAL ATTAINMENT FOR THE POPULATION 25 YEARS AND OVER

### Source data for Chart 3

	Hawaiian/Pacific Arkansas	White, Not Hispanic Arkansas
Total:	561	1,425,174
Male:	288	679,858
Less than 9th grade	4	57,632
9th to 12th grade, no diploma	76	95,347
High school graduate (includes equivalency)	100	231,337
Some college, no degree	76	142,005
Associate degree	19	23,900
Bachelor's degree	3	84,347
Graduate or professional degree	10	45,290
Female:	273	745,316
Less than 9th grade	35	58,547
9th to 12th grade, no diploma	58	104,526
High school graduate (includes equivalency)	85	264,768
Some college, no degree	52	157,699
Associate degree	8	34,632
Bachelor's degree	31	84,133
Graduate or professional degree	4	41,011

Source: Data Set: Census 2000 Summary File 3 (SF 3) - Sample Data -- P148E. SEX BY EDUCATIONAL ATTAINMENT FOR THE POPULATION 25 YEARS AND OVER (NATIVE HAWAIIAN AND OTHER PACIFIC ISLANDER ALONE) [17] - Universe: Native Hawaiian and Other Pacific Islander alone 25 years and over; P148I. SEX BY EDUCATIONAL ATTAINMENT FOR THE POPULATION 25 YEARS AND OVER (WHITE ALONE, NOT HISPANIC OR LATINO) [17] - Universe: White alone, not Hispanic or Latino population 25 years and over.

## SEX BY EMPLOYMENT STATUS FOR THE POPULATION 16 YEARS AND OVER

Source data for Charts 4 and 5

	Hawaiian/Pacific Arkansas	White, Not Hispanic Arkansas
Total:	1,048	1,670,414
Male:	549	804,060
In labor force:	379	553,863
In Armed Forces	5	4,363
Civilian:	374	549,500
Employed	306	523,334
Unemployed	68	26,166
Not in labor force	170	250,197
Female:	499	866,354
In labor force:	268	469,135
In Armed Forces	0	563
Civilian:	268	468,572
Employed	234	444,375
Unemployed	34	24,197
Not in labor force	231	397,219

*Source: Data Set: Census 2000 Summary File 3 (SF 3) - Sample Data -- P150E. SEX BY EMPLOYMENT STATUS FOR THE POPULATION 16 YEARS AND OVER (NATIVE HAWAIIAN AND OTHER PACIFIC ISLANDER ALONE) [15] - Universe: Native Hawaiian and Other Pacific Islander alone 16 years and over; P150I. SEX BY EMPLOYMENT STATUS FOR THE POPULATION 16 YEARS AND OVER (WHITE ALONE, NOT HISPANIC OR LATINO) [15] - Universe: White alone, not Hispanic or Latino population 16 years and over*

## HOUSEHOLD INCOME IN 1999

### Source data for Chart 6

	Hawaiian/Pacific Arkansas	White, Not Hispanic Arkansas
Total:	319	852,927
Less than \$10,000	42	95,135
\$10,000 to \$14,999	37	67,960
\$15,000 to \$19,999	18	67,545
\$20,000 to \$24,999	48	70,299
\$25,000 to \$29,999	40	65,464
\$30,000 to \$34,999	23	63,526
\$35,000 to \$39,999	16	57,809
\$40,000 to \$44,999	15	52,874
\$45,000 to \$49,999	4	45,440
\$50,000 to \$59,999	24	75,434
\$60,000 to \$74,999	21	74,087
\$75,000 to \$99,999	31	60,461
\$100,000 to \$124,999	0	25,094
\$125,000 to \$149,999	0	11,021
\$150,000 to \$199,999	0	9,327
\$200,000 or more	0	11,451

*Source: Data Set: Census 2000 Summary File 3 (SF 3) - Sample Data -- P151E. HOUSEHOLD INCOME IN 1999 (NATIVE HAWAIIAN AND OTHER PACIFIC ISLANDER ALONE HOUSEHOLDER) [17] - Universe: Households with a householder who is Native Hawaiian and Other Pacific Islander alone; P151I. HOUSEHOLD INCOME IN 1999 (WHITE ALONE, NOT HISPANIC OR LATINO HOUSEHOLDER) [17] - Universe: Households with a householder who is White alone, not Hispanic or Latino*



## MEDIAN FAMILY INCOME IN 1999

### Source data for Chart 7

	Hawaiian/Pacific Arkansas	White, Not Hispanic Arkansas
Median family income in 1999	\$ 28,081	\$ 41,394

Source: Data Set: Census 2000 Summary File 3 (SF 3) - Sample Data -- P155E. MEDIAN FAMILY INCOME IN 1999 (DOLLARS) (NATIVE HAWAIIAN AND OTHER PACIFIC ISLANDER ALONE HOUSEHOLDER) [1] - Universe: Families with a householder who is Native Hawaiian and Other Pacific Islander alone ; P155I. MEDIAN FAMILY INCOME IN 1999 (DOLLARS) (WHITE ALONE, NOT HISPANIC OR LATINO HOUSEHOLDER) [1] - Universe: Families with a householder who is White alone, not Hispanic or Latino

## PER CAPITA INCOME IN 1999

### Source data for Chart 8

	Hawaiian/Pacific Arkansas	White, Not Hispanic Arkansas
Per capita income in 1999	\$ 8,267	\$ 18,557

Source: Data Set: Census 2000 Summary File 3 (SF 3) - Sample Data -- P157E. PER CAPITA INCOME IN 1999 (DOLLARS) (NATIVE HAWAIIAN AND OTHER PACIFIC ISLANDER ALONE) [1] - Universe: Native Hawaiian and Other Pacific Islander alone; P157I. PER CAPITA INCOME IN 1999 (DOLLARS) (WHITE ALONE, NOT HISPANIC OR LATINO) [1] - Universe: White alone, not Hispanic or Latino population

## POVERTY STATUS IN 1999 BY AGE

### Source data for Chart 9

	Hawaiian/Pacific Arkansas	White, Not Hispanic Arkansas
Total:	1,430	2,049,571
Income in 1999 below poverty level:	482	242,097
Under 5 years	80	21,179
5 years	5	4,292
6 to 11 years	40	24,193
12 to 17 years	57	22,276
18 to 64 years	285	134,245
65 to 74 years	11	15,531
75 years and over	4	20,381
Income in 1999 at or above poverty level:	948	1,807,474
Under 5 years	170	103,629
5 years	22	21,348
6 to 11 years	75	136,339
12 to 17 years	102	145,970
18 to 64 years	553	1,123,149
65 to 74 years	10	158,536
75 years and over	16	118,503

Source: Data Set: Census 2000 Summary File 3 (SF 3) - Sample Data -- P159E. POVERTY STATUS IN 1999 BY AGE (NATIVE HAWAIIAN AND OTHER PACIFIC ISLANDER ALONE) [17] - Universe: Native Hawaiian and Other Pacific Islander alone for whom poverty status is determined;P159I. POVERTY STATUS IN 1999 BY AGE (WHITE ALONE, NOT HISPANIC OR LATINO) [17] - Universe: White alone, not Hispanic or Latino population for whom poverty status is determined.

## MEDIAN EARNINGS IN 1999

### Source data for Chart 10

	Hawaiian/Pacific Arkansas	White, Not Hispanic Arkansas
Median earnings in 1999 --		
Worked full-time, year-round in 1999 --		
Total	\$ 20,956	\$ 26,759
Male	\$ 21,020	\$ 30,826
Female	\$ 19,375	\$ 21,731
Other --		
Total	\$ 6,711	\$ 9,088
Male	\$ 7,232	\$ 10,715
Female	\$ 6,207	\$ 8,033

Source: Data Set: Census 2000 Summary File 3 (SF 3) - Sample Data -- PCT74E. MEDIAN EARNINGS IN 1999 (DOLLARS) BY WORK EXPERIENCE IN 1999 BY SEX FOR THE POPULATION 16 YEARS AND OVER WITH EARNINGS (NATIVE HAWAIIAN AND OTHER PACIFIC ISLANDER ALONE) [6] - Universe: Native Hawaiian and Other Pacific Islander alone 16 years and over with earnings in 1999; PCT74I. MEDIAN EARNINGS IN 1999 (DOLLARS) BY WORK EXPERIENCE IN 1999 BY SEX FOR THE POPULATION 16 YEARS AND OVER WITH EARNINGS (WHITE ALONE, NOT HISPANIC OR LATINO) [6] - Universe: White alone, not Hispanic or Latino population 16 years and over with earnings in 1999

## TENURE BY RACE OF HOUSEHOLDER

### Source data for Chart 11

	<b>Arkansas</b>
Total:	1,042,696
Owner occupied:	723,458
Householder who is White alone	633,120
Householder who is Black or African American alone	72,558
Householder who is American Indian and Alaska Native alone	3,895
Householder who is Asian alone	3,072
Householder who is Native Hawaiian and Other Pacific Islander alone	131
Householder who is Some other race alone	3,620
Householder who is Two or more races	7,062
Renter occupied:	319,238
Householder who is White alone	229,475
Householder who is Black or African American alone	72,869
Householder who is American Indian and Alaska Native alone	2,761
Householder who is Asian alone	2,641
Householder who is Native Hawaiian and Other Pacific Islander alone	207
Householder who is Some other race alone	6,115
Householder who is Two or more races	5,170

### White alone, not Hispanic

### White, Not Hispanic

		<b>Arkansas</b>
Total:		853,217
Owner occupied		629,283
Renter occupied		223,934

Source: Data Set: Census 2000 Summary File 3 (SF 3) - Sample Data -- H11. TENURE BY RACE OF HOUSEHOLDER [17] - Universe: Occupied housing units; H13. TENURE (WHITE ALONE, NOT HISPANIC OR LATINO HOUSEHOLDER) [3] - Universe: Occupied housing units with a householder who is White alone, not Hispanic or Latino.

## OCCUPANTS PER ROOM

### Source data for Chart 12

	Hawaiian/Pacific Arkansas	White, Not Hispanic Arkansas
Total:	338	853,217
1.00 or less occupants per room	200	834,405
1.01 or more occupants per room	138	18,812

Source: Data Set: Census 2000 Summary File 3 (SF 3) - Sample Data -- HCT29E. OCCUPANTS PER ROOM (NATIVE HAWAIIAN AND OTHER PACIFIC ISLANDER ALONE HOUSEHOLDER) [3] - Universe: Occupied housing units with a householder who is Native Hawaiian and Other Pacific Islander alone; HCT29I. OCCUPANTS PER ROOM (WHITE ALONE, NOT HISPANIC OR LATINO HOUSEHOLDER) [3] - Universe: Occupied housing units with a householder who is White alone, not Hispanic or Latino

## TELEPHONE SERVICE AVAILABLE

### Source data for Chart 13

	Hawaiian/Pacific Arkansas	White, Not Hispanic Arkansas
Total:	338	853,217
With telephone service available	281	815,695
No telephone service available	57	37,522

Source: Data Set: Census 2000 Summary File 3 (SF 3) - Sample Data -- HCT32E. TELEPHONE SERVICE AVAILABLE (NATIVE HAWAIIAN AND OTHER PACIFIC ISLANDER ALONE HOUSEHOLDER) [3] - Universe: Occupied housing units with a householder who is Native Hawaiian and Other Pacific Islander alone; HCT32I. TELEPHONE SERVICE AVAILABLE (WHITE ALONE, NOT HISPANIC OR LATINO HOUSEHOLDER) [3] - Universe: Occupied housing units with a householder who is White alone, not Hispanic or Latino

## VEHICLES AVAILABLE

### Source data for Chart 14

	Hawaiian/Pacific Arkansas	White, Not Hispanic Arkansas
Total:	338	853,217
No vehicle available	12	49,904
1 or more vehicles available	326	803,313

Source: Data Set: Census 2000 Summary File 3 (SF 3) - Sample Data -- HCT33E. VEHICLES AVAILABLE (NATIVE HAWAIIAN AND OTHER PACIFIC ISLANDER ALONE HOUSEHOLDER) [3] - Universe: Occupied housing units with a householder who is Native Hawaiian and Other Pacific Islander alone;; HCT33I. VEHICLES AVAILABLE (WHITE ALONE, NOT HISPANIC OR LATINO HOUSEHOLDER) [3] - Universe: Occupied housing units with a householder who is White alone, not Hispanic or Latino

## PLUMBING FACILITIES

### Source data for Chart 15

	Hawaiian/Pacific Arkansas	White, Not Hispanic Arkansas
Total:	338	853,217
Complete plumbing facilities	333	847,602
Lacking complete plumbing facilities	5	5,615

Source: Data Set: Census 2000 Summary File 3 (SF 3) - Sample Data -- HCT34E. PLUMBING FACILITIES (NATIVE HAWAIIAN AND OTHER PACIFIC ISLANDER ALONE HOUSEHOLDER) [3] - Universe: Occupied housing units with a householder who is Native Hawaiian and Other Pacific Islander alone; HCT34I. PLUMBING FACILITIES (WHITE ALONE, NOT HISPANIC OR LATINO HOUSEHOLDER) [3] - Universe: Occupied housing units with a householder who is White alone, not Hispanic or Latino.

## GROSS RENT AS A PERCENTAGE OF HOUSEHOLD INCOME IN 1999

### Source data for Chart 16

	Hawaiian/Pacific Arkansas	White, Not Hispanic Arkansas
Total:	207	215,949
Less than 10 percent	7	15,103
10 to 14 percent	53	28,784
15 to 19 percent	17	31,195
20 to 24 percent	47	25,619
25 to 29 percent	20	19,432
30 to 34 percent	9	13,204
35 to 39 percent	0	9,757
40 to 49 percent	12	12,177
50 percent or more	16	30,086
Not computed	26	30,592

Source: Data Set: Census 2000 Summary File 3 (SF 3) - Sample Data -- HCT39E. GROSS RENT AS A PERCENTAGE OF HOUSEHOLD INCOME IN 1999 (NATIVE HAWAIIAN AND OTHER PACIFIC ISLANDER ALONE HOUSEHOLDER) [11] - Universe: Specified renter-occupied housing units with a householder who is Native Hawaiian and Other Pacific Islander alone; HCT39I. GROSS RENT AS A PERCENTAGE OF HOUSEHOLD INCOME IN 1999 (WHITE ALONE, NOT HISPANIC OR LATINO HOUSEHOLDER) [11] - Universe: Specified renter-occupied housing units with a householder who is White alone, not Hispanic or Latino.

## MEDIAN GROSS RENT

### Source data for Chart 17

	Hawaiian/Pacific	White, Not Hispanic
	Arkansas	Arkansas
Median gross rent	\$ 471	\$ 461

Source: Data Set: Census 2000 Summary File 3 (SF 3) - Sample Data -- HCT37E. MEDIAN GROSS RENT (DOLLARS) (NATIVE HAWAIIAN AND OTHER PACIFIC ISLANDER ALONE HOUSEHOLDER) [1] - Universe: Specified renter-occupied housing units paying cash rent with a householder who is Native Hawaiian and Other Pacific Islander alone; HCT37I. MEDIAN GROSS RENT (DOLLARS) (WHITE ALONE, NOT HISPANIC OR LATINO HOUSEHOLDER) [1] - Universe: Specified renter-occupied housing units paying cash rent with a householder who is White alone, not Hispanic or Latino

## MEDIAN HOME VALUE

### Source data for Chart 18

	Hawaiian/Pacific	White, Not Hispanic
	Arkansas	Arkansas
Median value	\$ 68,000	\$ 77,300

Source: Data Set: Census 2000 Summary File 3 (SF 3) - Sample Data -- HCT42E. MEDIAN VALUE (DOLLARS) (NATIVE HAWAIIAN AND OTHER PACIFIC ISLANDER ALONE HOUSEHOLDER) [1] - Universe: Specified owner-occupied housing units with a householder who is Native Hawaiian and Other Pacific Islander alone; HCT42I. MEDIAN VALUE (DOLLARS) (WHITE ALONE, NOT HISPANIC OR LATINO HOUSEHOLDER) [1] - Universe: Specified owner-occupied housing units with a householder who is White alone, not Hispanic or Latino