

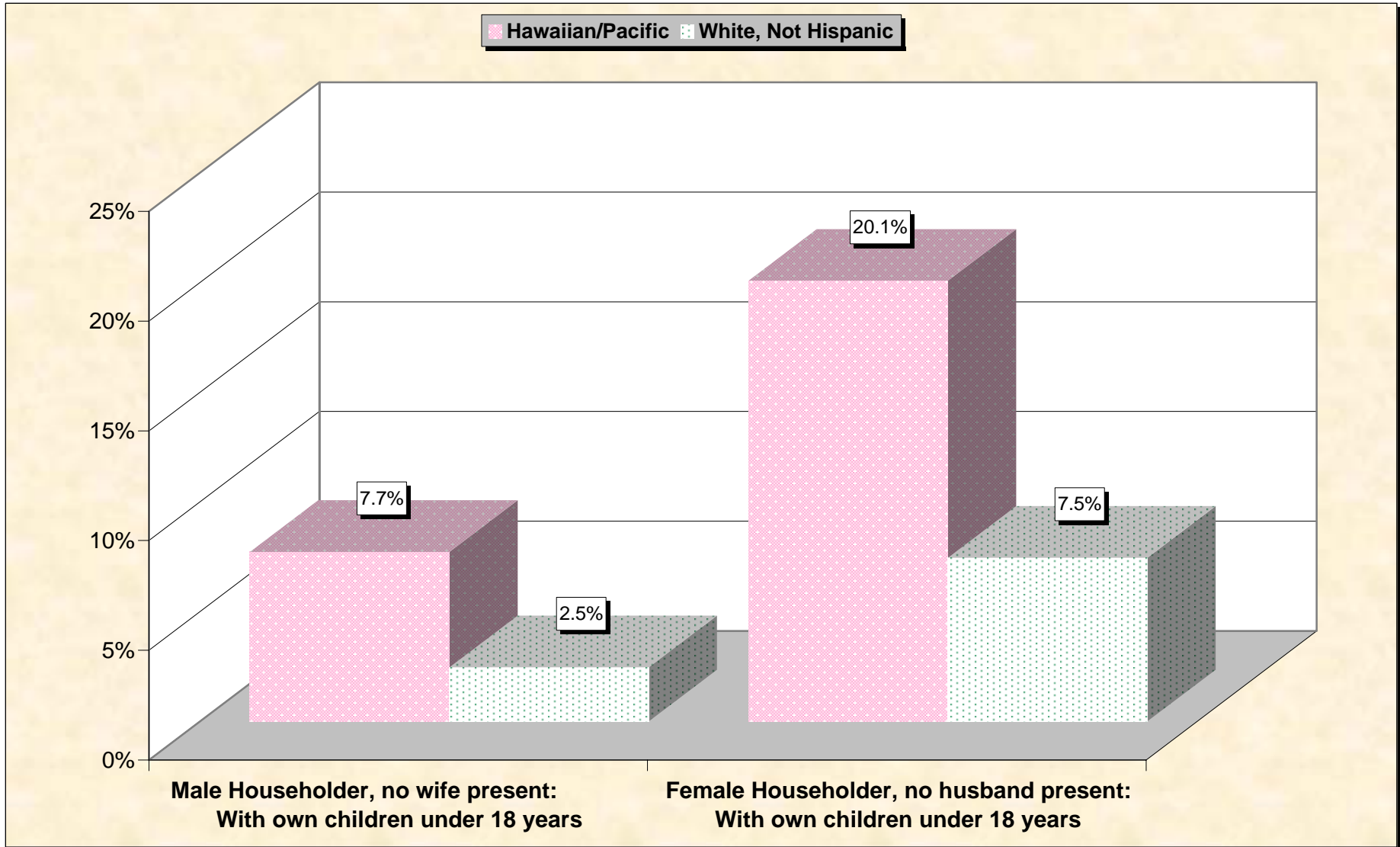
Selected Socio-Economic Data

Alabama

Hawaiian and Other Pacific Islander and White, Not Hispanic

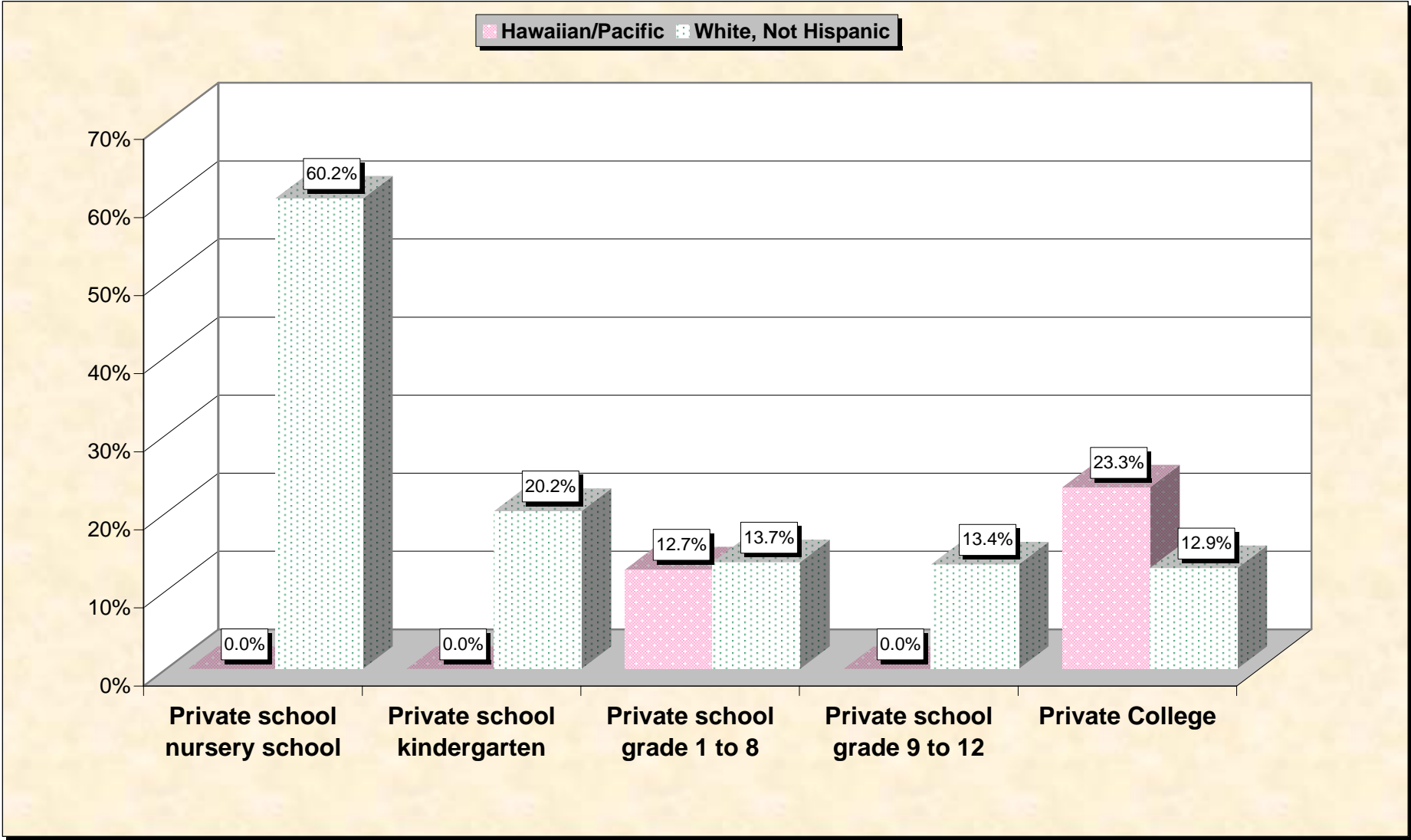
Data Set: Census 2000 Summary File 3 (SF 3) - Sample Data

Chart 1 -- Single-Parent Family Households (Householder 15 to 64 years) Alabama



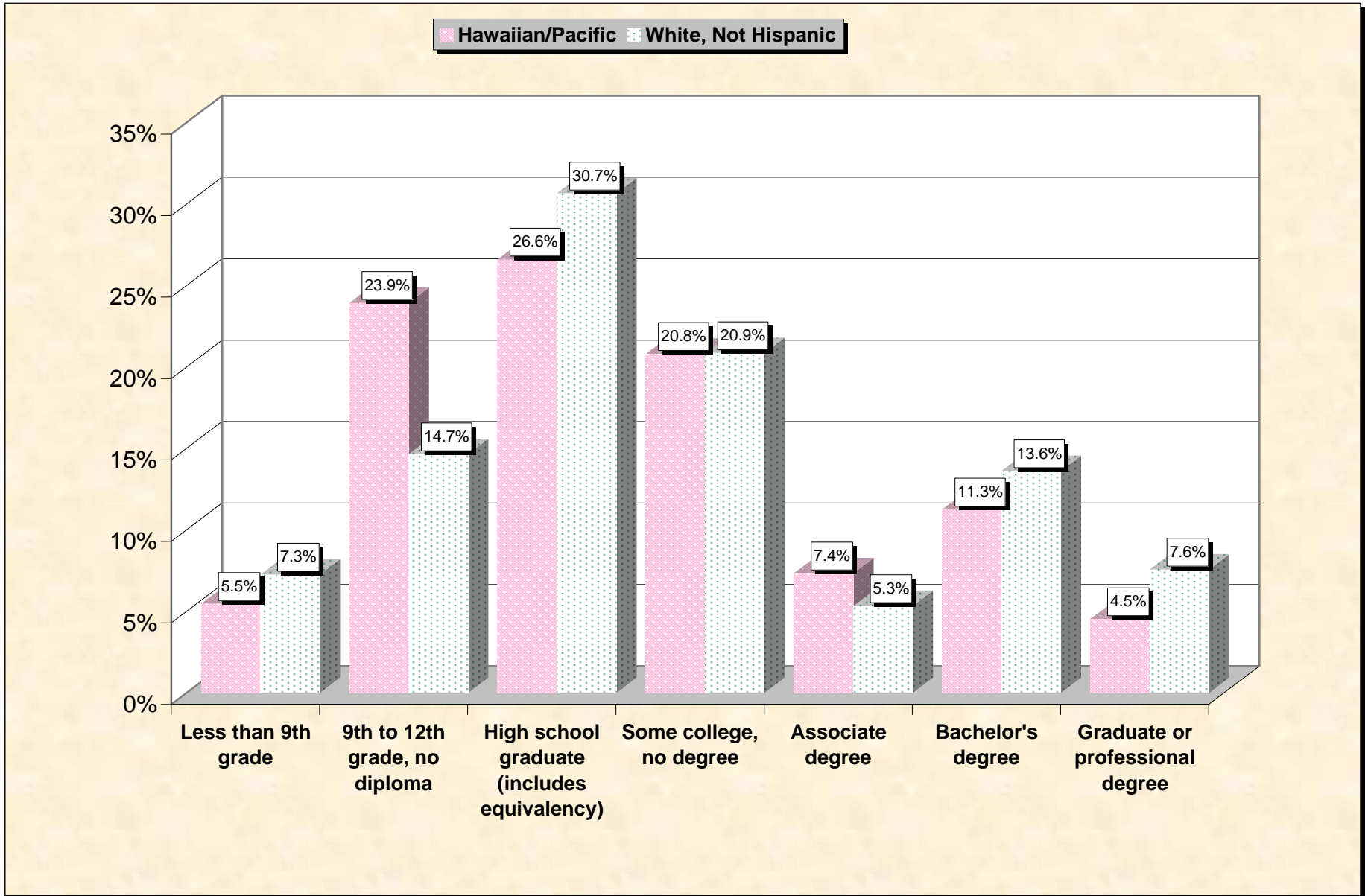
Source: Data Set: Census 2000 Summary File 3 (SF 3) - Sample Data - P146E. HOUSEHOLDS BY AGE OF HOUSEHOLDER BY HOUSEHOLD TYPE (INCLUDING LIVING ALONE) BY PRESENCE OF OWN CHILDREN UNDER 18 YEARS (NATIVE HAWAIIAN AND OTHER PACIFIC ISLANDER ALONE HOUSEHOLDER) [31] - Universe: Households with a householder who is Native Hawaiian and other Pacific Islander alone; P146I. HOUSEHOLDS BY AGE OF HOUSEHOLDER BY HOUSEHOLD TYPE (INCLUDING LIVING ALONE) BY PRESENCE OF OWN CHILDREN UNDER 18 YEARS (WHITE ALONE, NOT HISPANIC OR LATINO HOUSEHOLDER) [31] - Universe: Households with a householder who is White alone, not Hispanic or Latino.

Chart 2 -- Private School Enrollment (3 years and over) Alabama



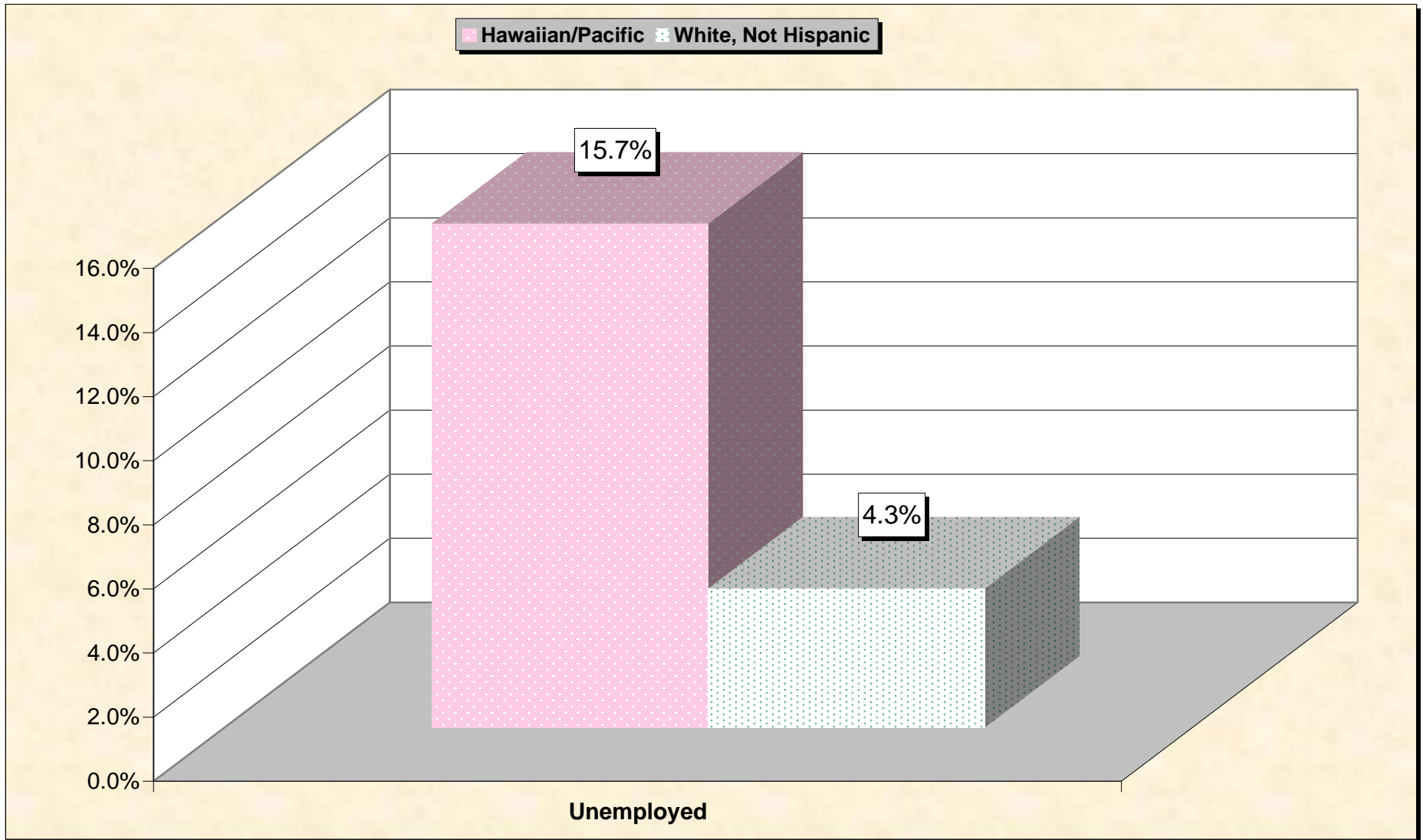
Source: Data Set: Census 2000 Summary File 3 (SF 3) - Sample Data -- P147E. SCHOOL ENROLLMENT BY LEVEL OF SCHOOL BY TYPE OF SCHOOL FOR THE POPULATION 3 YEARS AND OVER (NATIVE HAWAIIAN AND OTHER PACIFIC ISLANDER ALONE) [17] - Universe: Native Hawaiian and Other Pacific Islander alone 3 years and over; P147I. SCHOOL ENROLLMENT BY LEVEL OF SCHOOL BY TYPE OF SCHOOL FOR THE POPULATION 3 YEARS AND OVER (WHITE ALONE, NOT HISPANIC OR LATINO) [17] - Universe: White alone, not Hispanic or Latino population 3 years and over.

Chart 3 -- Educational Attainment (25 years and over) Alabama



Source: Data Set: Census 2000 Summary File 3 (SF 3) - Sample Data -- P148E. SEX BY EDUCATIONAL ATTAINMENT FOR THE POPULATION 25 YEARS AND OVER (NATIVE HAWAIIAN AND OTHER PACIFIC ISLANDER ALONE) [17] - Universe: Native Hawaiian and Other Pacific Islander alone 25 years and over; P148I. SEX BY EDUCATIONAL ATTAINMENT FOR THE POPULATION 25 YEARS AND OVER (WHITE ALONE, NOT HISPANIC OR LATINO) [17] - Universe: White alone, not Hispanic or Latino population 25 years and over.

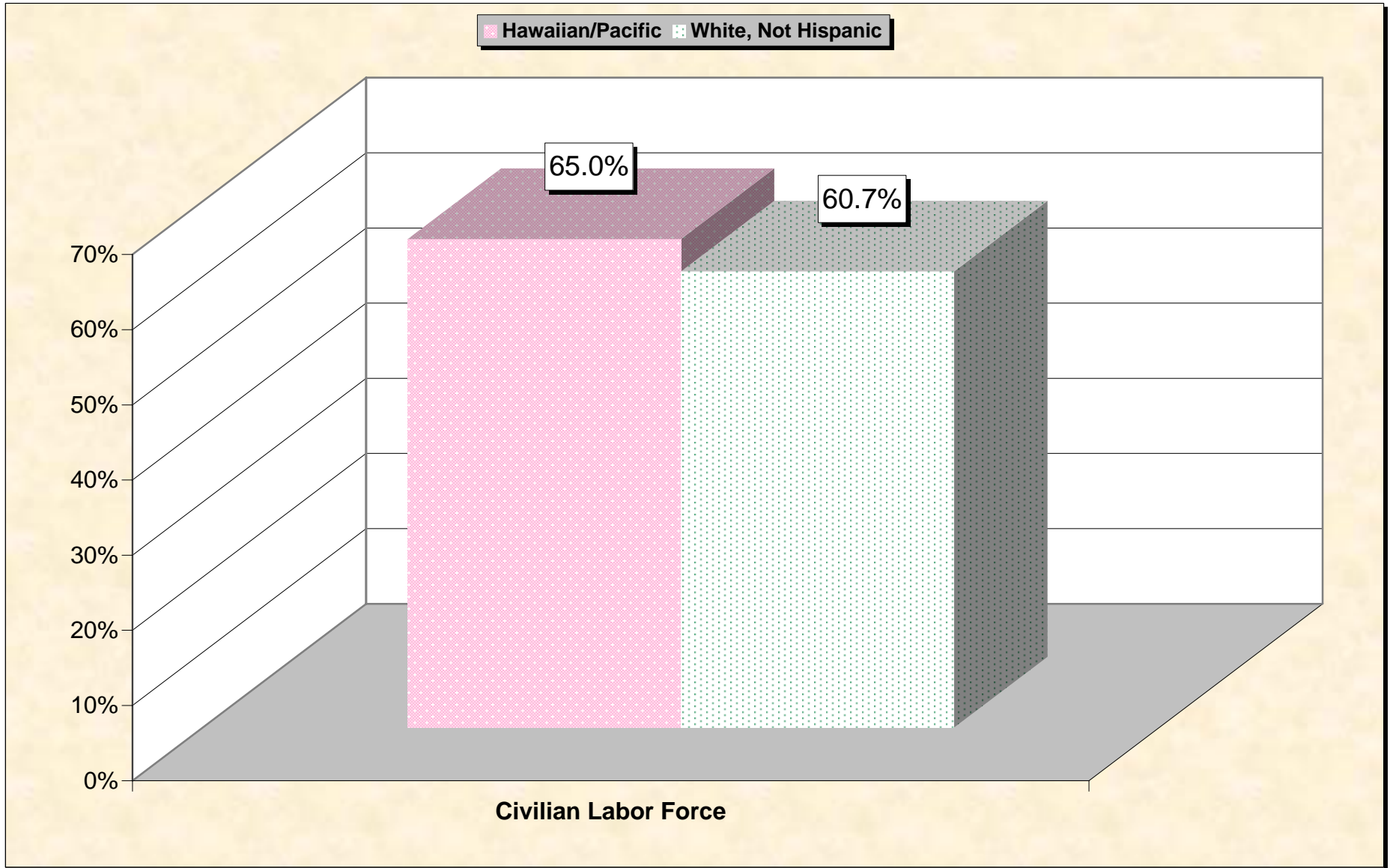
Chart 4 -- Unemployment Rate (Civilian Labor Force) Alabama



Note: Unemployment rate is defined as a percentage of the civilian labor force.

Source: Data Set: Census 2000 Summary File 3 (SF 3) - Sample Data -- P150E. SEX BY EMPLOYMENT STATUS FOR THE POPULATION 16 YEARS AND OVER (NATIVE HAWAIIAN AND OTHER PACIFIC ISLANDER ALONE) [15] - Universe: Native Hawaiian and Other Pacific Islander alone 16 years and over; P150I. SEX BY EMPLOYMENT STATUS FOR THE POPULATION 16 YEARS AND OVER (WHITE ALONE, NOT HISPANIC OR LATINO) [15] - Universe: White alone, not Hispanic or Latino population 16 years and over

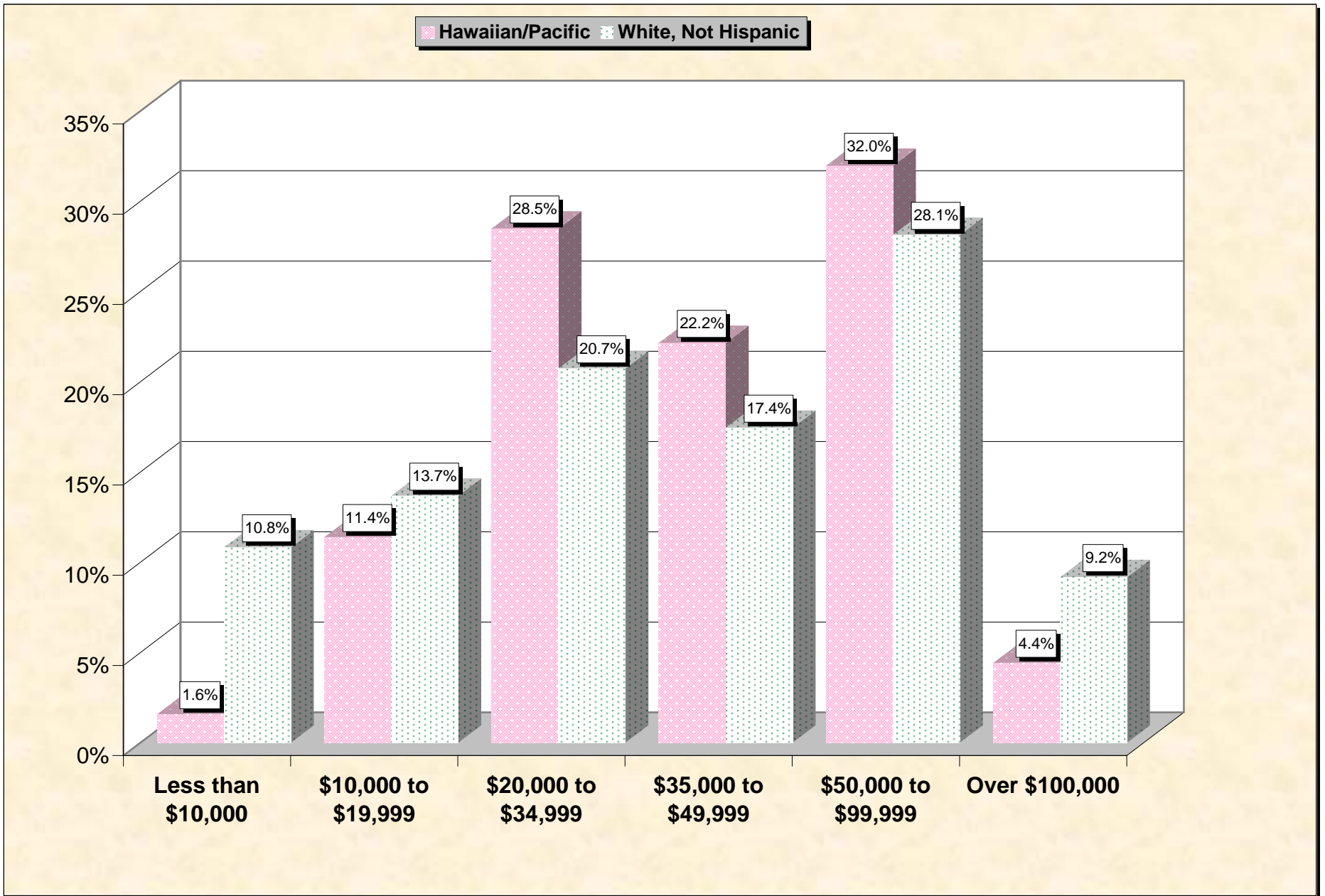
Chart 5 -- Labor Force Participation (Civilian Labor Force) Alabama



Note: Labor force participation rate is defined as a percentage of the civilian population over 16.

Source: Data Set: Census 2000 Summary File 3 (SF 3) - Sample Data -- P150E. SEX BY EMPLOYMENT STATUS FOR THE POPULATION 16 YEARS AND OVER (NATIVE HAWAIIAN AND OTHER PACIFIC ISLANDER ALONE) [15] - Universe: Native Hawaiian and Other Pacific Islander alone 16 years and over; P150I. SEX BY EMPLOYMENT STATUS FOR THE POPULATION 16 YEARS AND OVER (WHITE ALONE, NOT HISPANIC OR LATINO) [15] - Universe: White alone, not Hispanic or Latino population 16 years and over

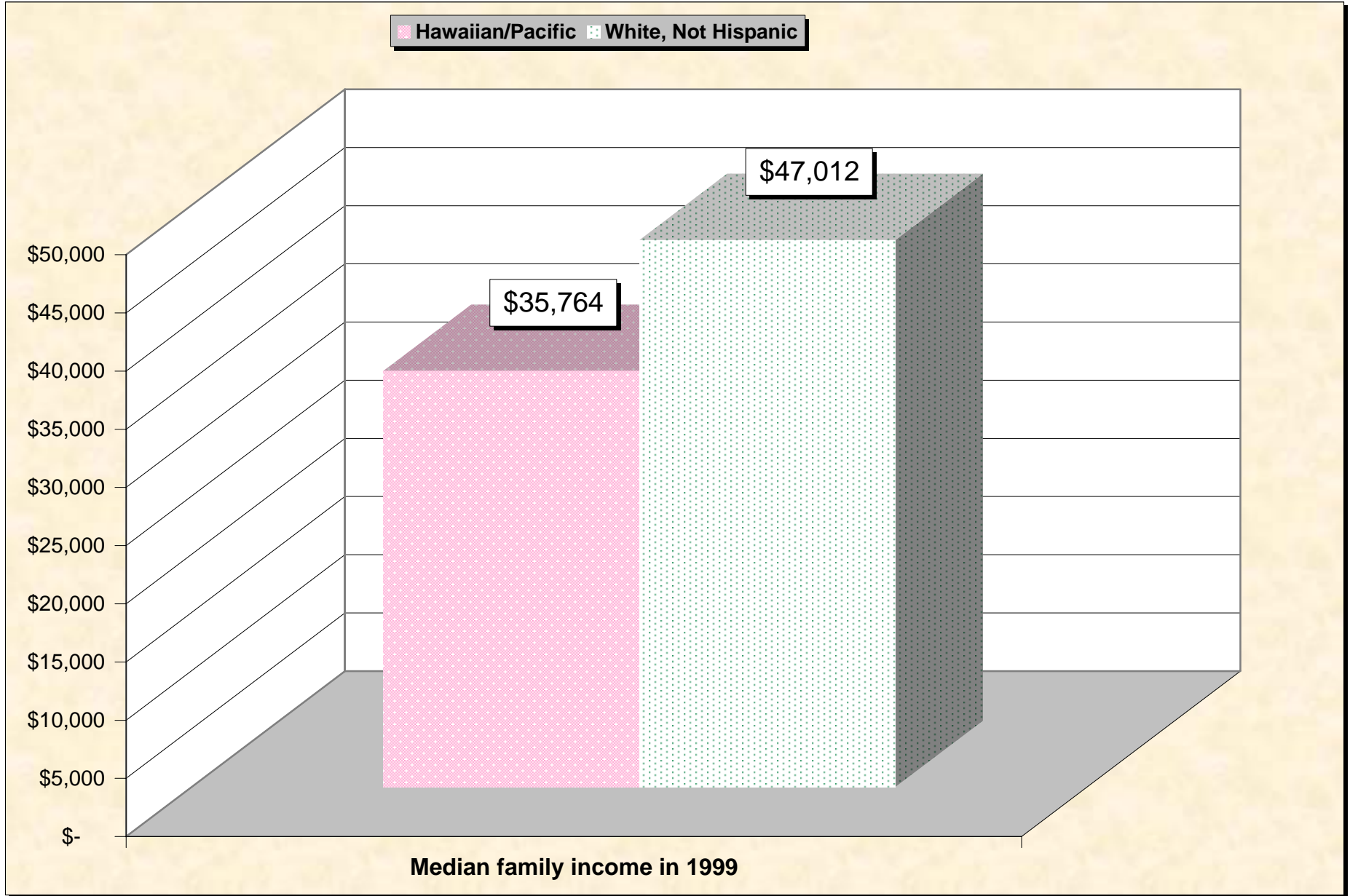
Chart 6 -- Household Income in 1999 Alabama



Source: Data Set: Census 2000 Summary File 3 (SF 3) - Sample Data -- P151E. HOUSEHOLD INCOME IN 1999 (NATIVE HAWAIIAN AND OTHER PACIFIC ISLANDER ALONE HOUSEHOLDER) [17] - Universe: Households with a householder who is Native Hawaiian and Other Pacific Islander alone; P151I. HOUSEHOLD INCOME IN 1999 (WHITE ALONE, NOT HISPANIC OR LATINO HOUSEHOLDER) [17] - Universe: Households with a householder who is White alone, not Hispanic or Latino

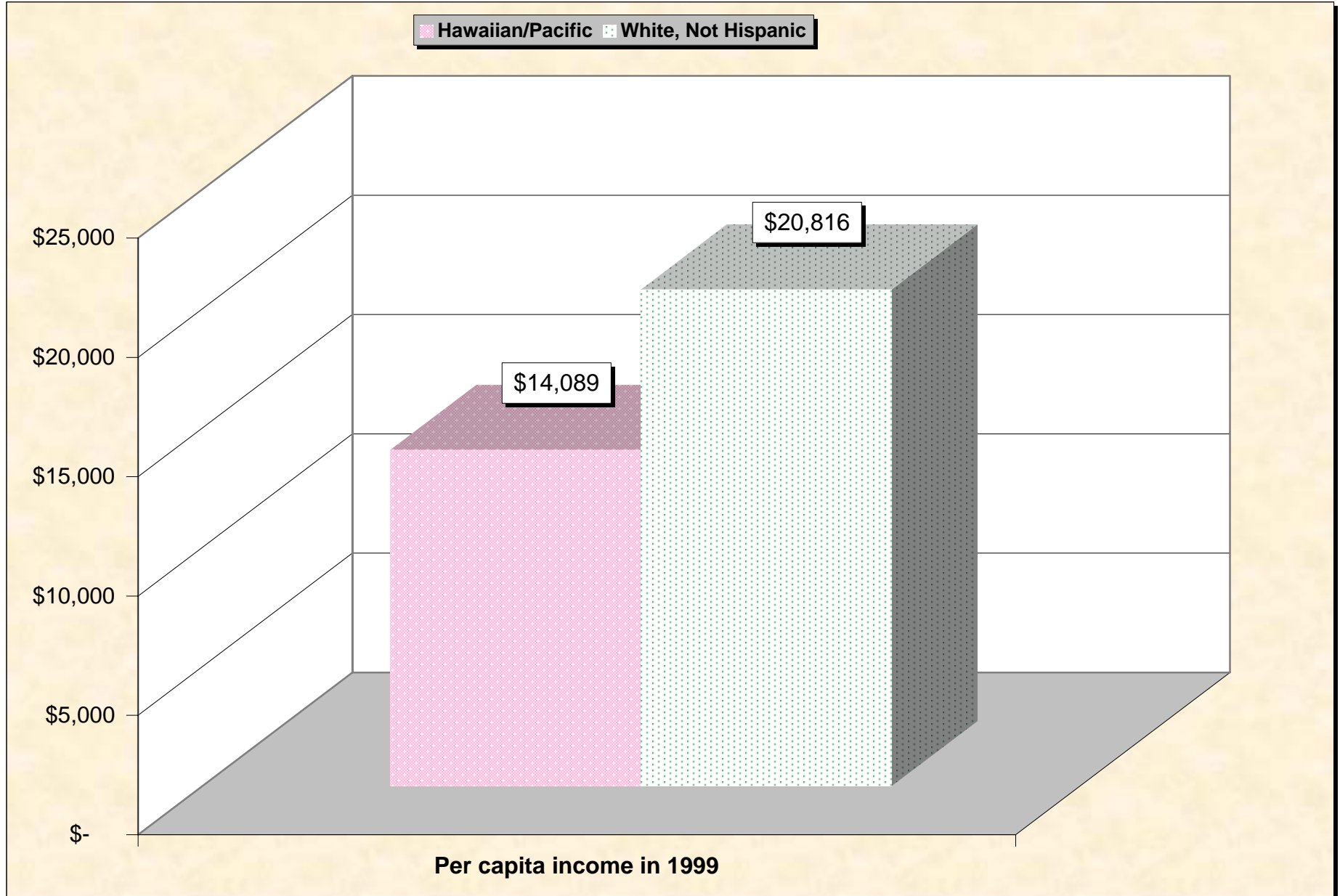
Chart 7 -- Median Family Income In 1999

Alabama



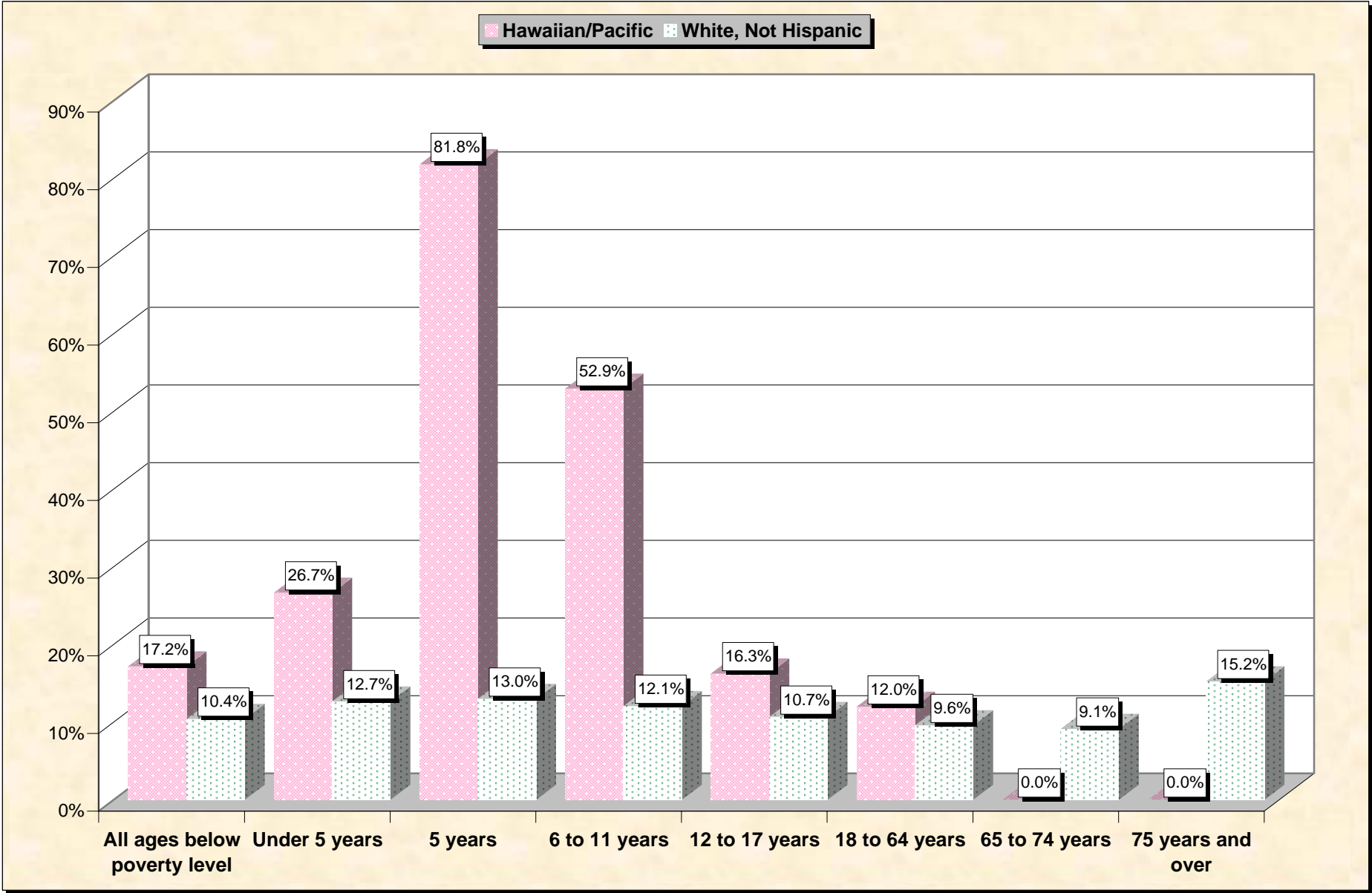
Source: Data Set: Census 2000 Summary File 3 (SF 3) - Sample Data -- P155E. MEDIAN FAMILY INCOME IN 1999 (DOLLARS) (NATIVE HAWAIIAN AND OTHER PACIFIC ISLANDER ALONE HOUSEHOLDER) [1] - Universe: Families with a householder who is Native Hawaiian and Other Pacific Islander alone ; P155I. MEDIAN FAMILY INCOME IN 1999 (DOLLARS) (WHITE ALONE, NOT HISPANIC OR LATINO HOUSEHOLDER) [1] - Universe: Families with a householder who is White alone, not Hispanic or Latino

Chart 8 -- Per Capita Income In 1999 Alabama



Source: Data Set: Census 2000 Summary File 3 (SF 3) - Sample Data -- P157E. PER CAPITA INCOME IN 1999 (DOLLARS) (NATIVE HAWAIIAN AND OTHER PACIFIC ISLANDER ALONE) [1] - Universe: Native Hawaiian and Other Pacific Islander alone; P157I. PER CAPITA INCOME IN 1999 (DOLLARS) (WHITE ALONE, NOT HISPANIC OR LATINO) [1] - Universe: White alone, not Hispanic or Latino population

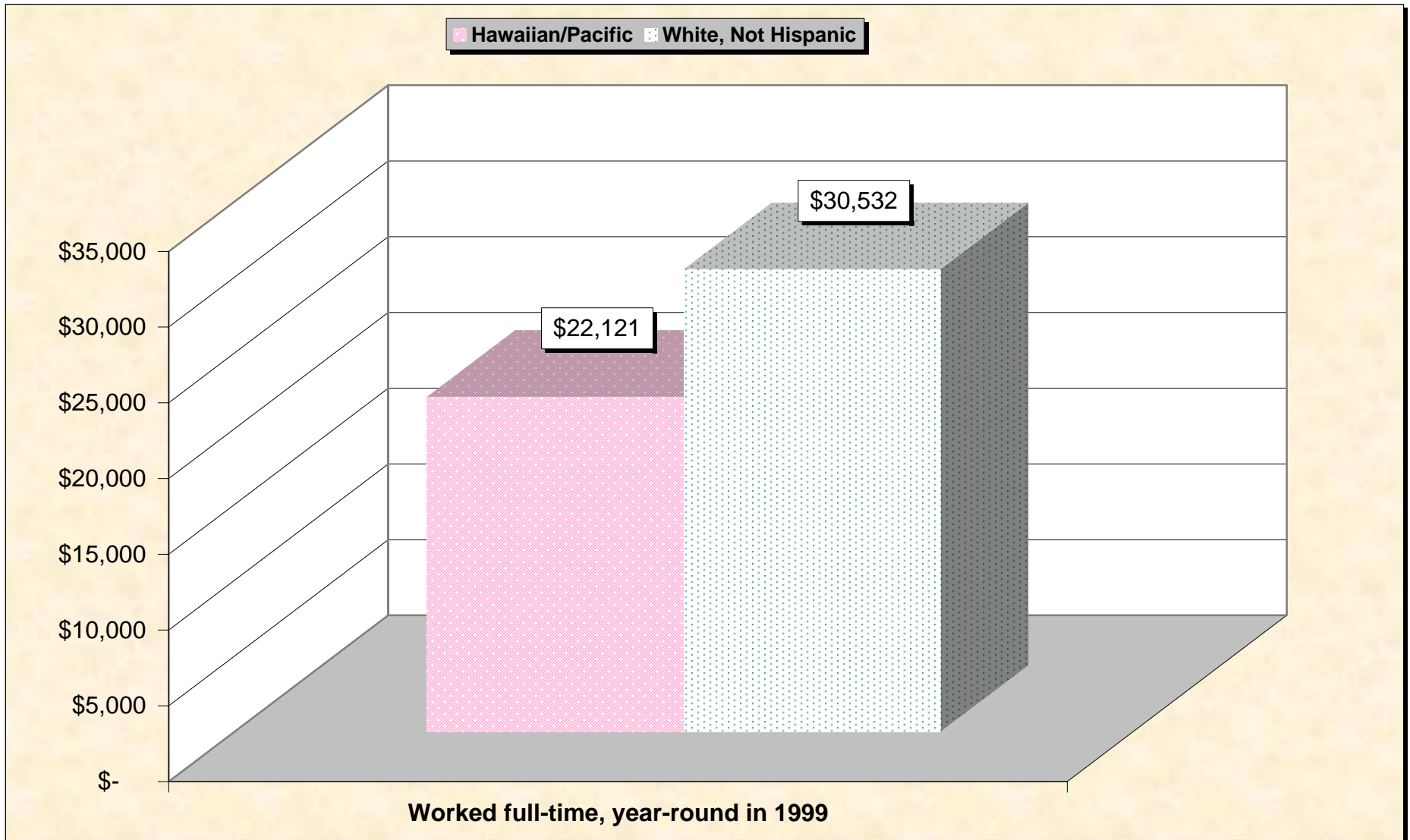
Chart 9 -- Income in 1999 Below Poverty Level by Age Alabama



Source: Data Set: Census 2000 Summary File 3 (SF 3) - Sample Data -- P159E. POVERTY STATUS IN 1999 BY AGE (NATIVE HAWAIIAN AND OTHER PACIFIC ISLANDER ALONE) [17] - Universe: Native Hawaiian and Other Pacific Islander alone for whom poverty status is determined;P159I. POVERTY STATUS IN 1999 BY AGE (WHITE ALONE, NOT HISPANIC OR LATINO) [17] - Universe: White alone, not Hispanic or Latino population for whom poverty status is determined.

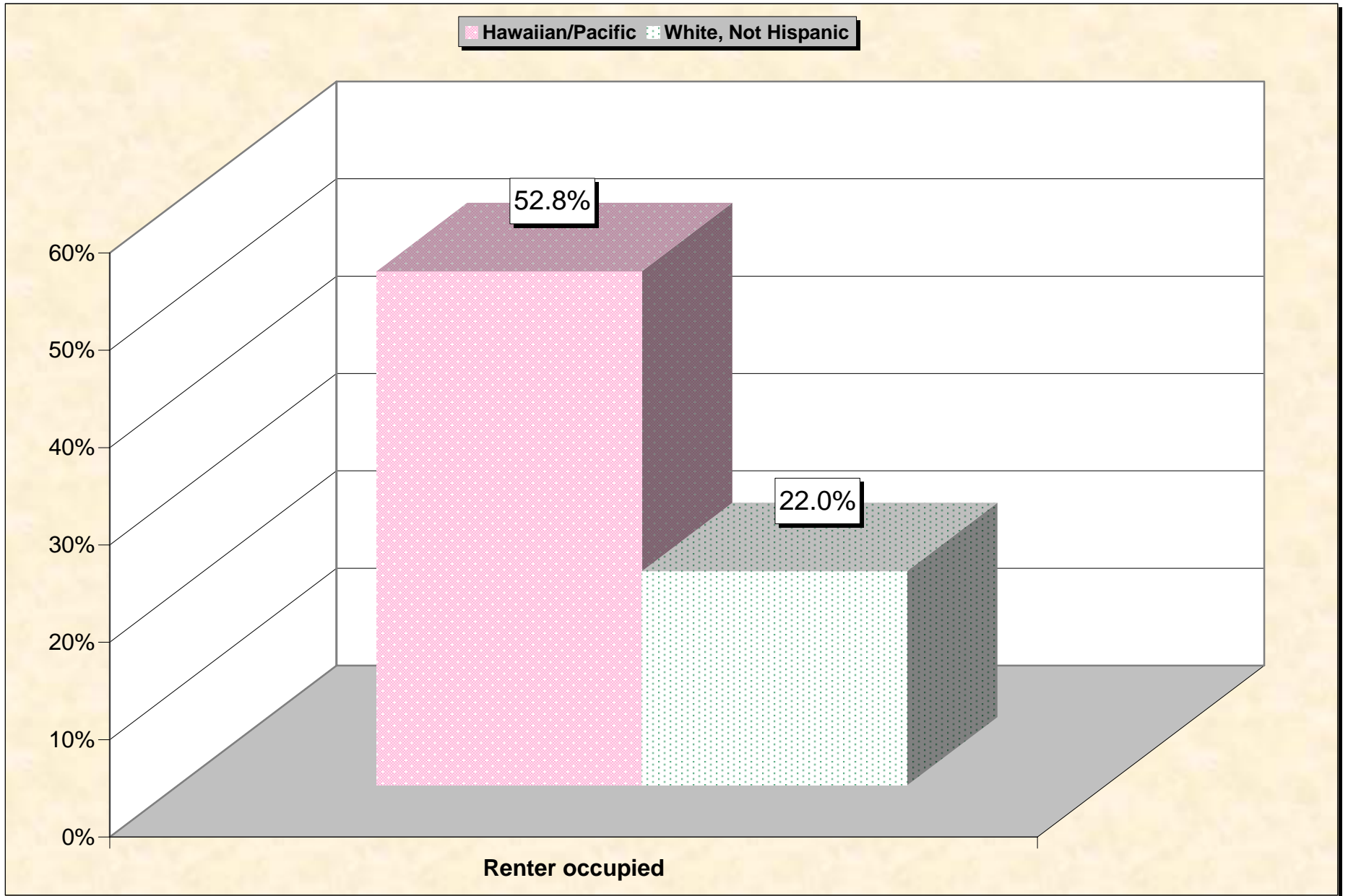
Chart 10 -- Median Earnings in 1999

Alabama



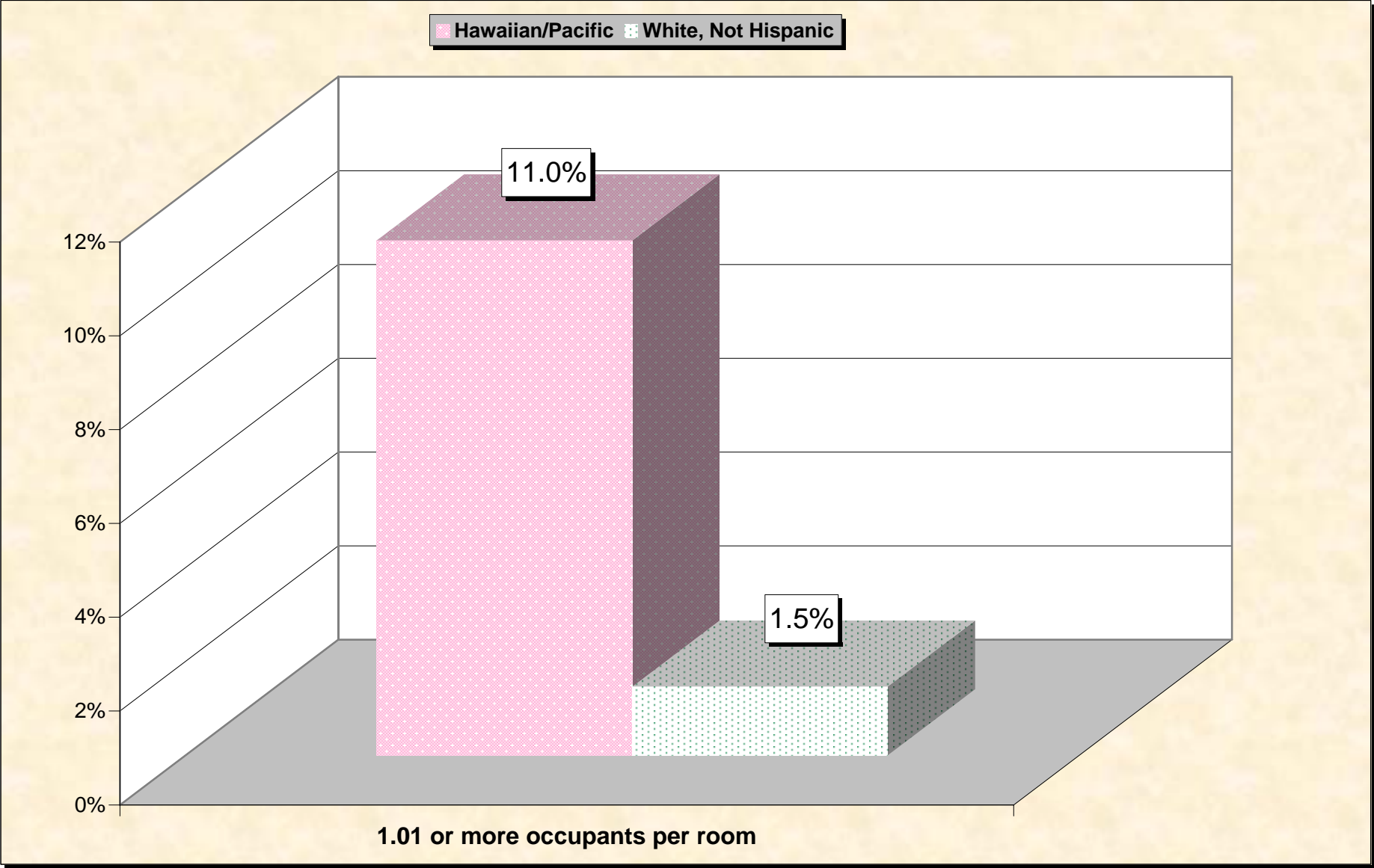
Source: Data Set: Census 2000 Summary File 3 (SF 3) - Sample Data -- PCT74E. MEDIAN EARNINGS IN 1999 (DOLLARS) BY WORK EXPERIENCE IN 1999 BY SEX FOR THE POPULATION 16 YEARS AND OVER WITH EARNINGS (NATIVE HAWAIIAN AND OTHER PACIFIC ISLANDER ALONE) [6] - Universe: Native Hawaiian and Other Pacific Islander alone 16 years and over with earnings in 1999; PCT74I. MEDIAN EARNINGS IN 1999 (DOLLARS) BY WORK EXPERIENCE IN 1999 BY SEX FOR THE POPULATION 16 YEARS AND OVER WITH EARNINGS (WHITE ALONE, NOT HISPANIC OR LATINO) [6] - Universe: White alone, not Hispanic or Latino population 16 years and over with earnings in 1999

Chart 11 -- Renter-Occupied Housing Alabama



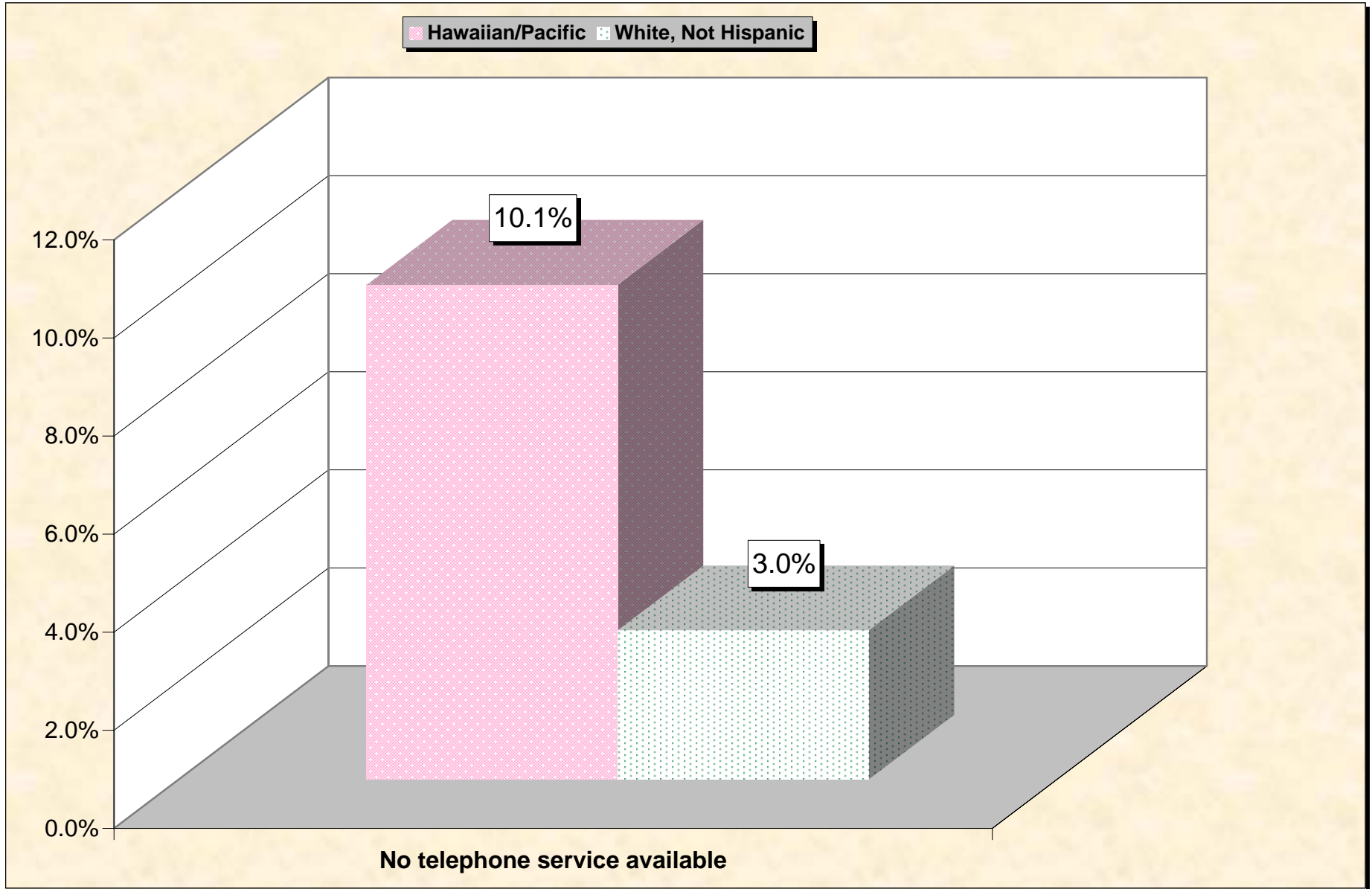
Source: Data Set: Census 2000 Summary File 3 (SF 3) - Sample Data -- H11. TENURE BY RACE OF HOUSEHOLDER [17] - Universe: Occupied housing units; H13. TENURE (WHITE ALONE, NOT HISPANIC OR LATINO HOUSEHOLDER) [3] - Universe: Occupied housing units with a householder who is White alone, not Hispanic or Latino.

Chart 12 -- Occupants Per Room (Crowding) by Household Alabama



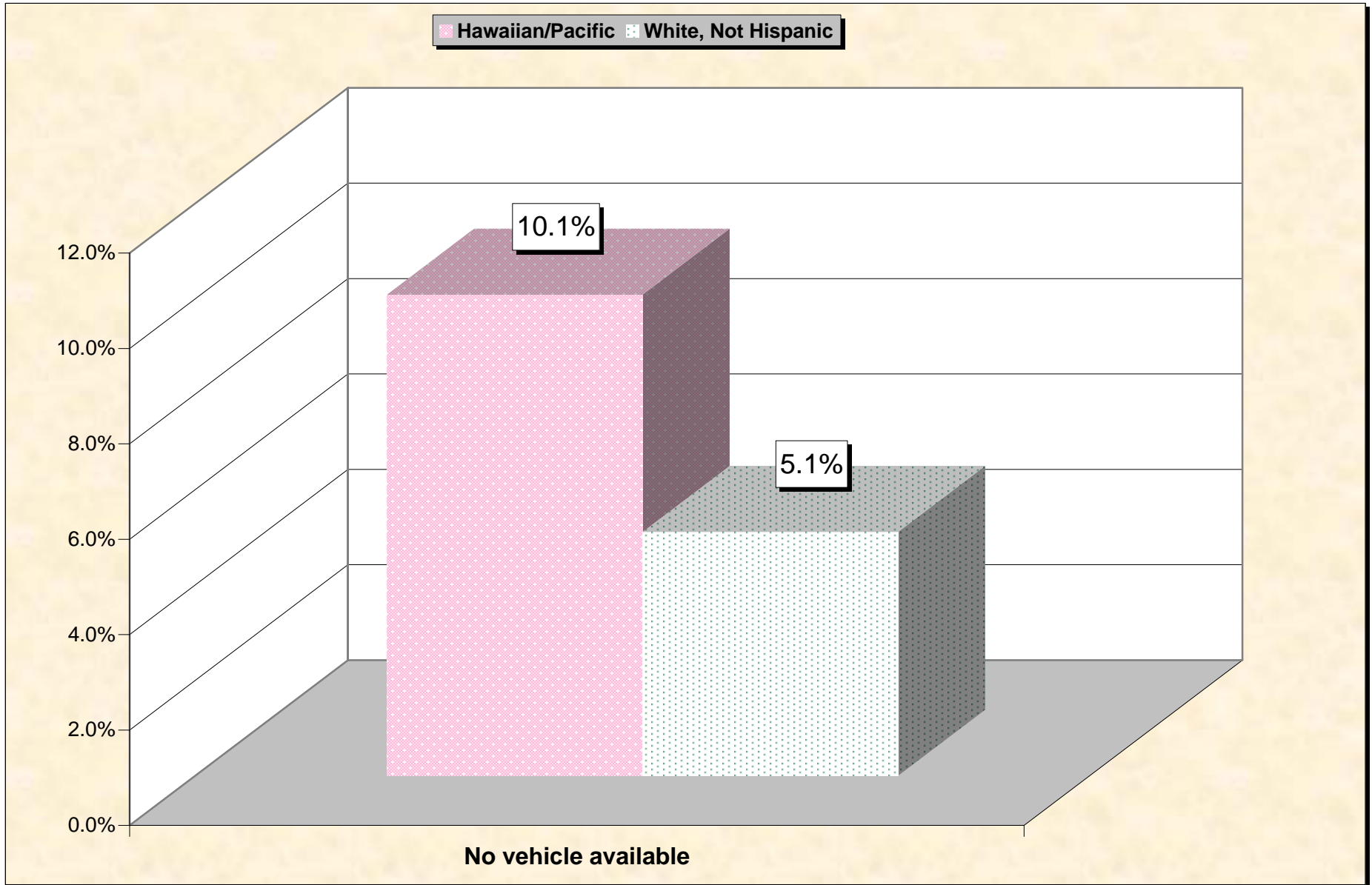
Source: Data Set: Census 2000 Summary File 3 (SF 3) - Sample Data -- HCT29E. OCCUPANTS PER ROOM (NATIVE HAWAIIAN AND OTHER PACIFIC ISLANDER ALONE HOUSEHOLDER) [3] - Universe: Occupied housing units with a householder who is Native Hawaiian and Other Pacific Islander alone; HCT29I. OCCUPANTS PER ROOM (WHITE ALONE, NOT HISPANIC OR LATINO HOUSEHOLDER) [3] - Universe: Occupied housing units with a householder who is White alone, not Hispanic or Latino

Chart 13 -- Lack of Telephone Service by Household Alabama



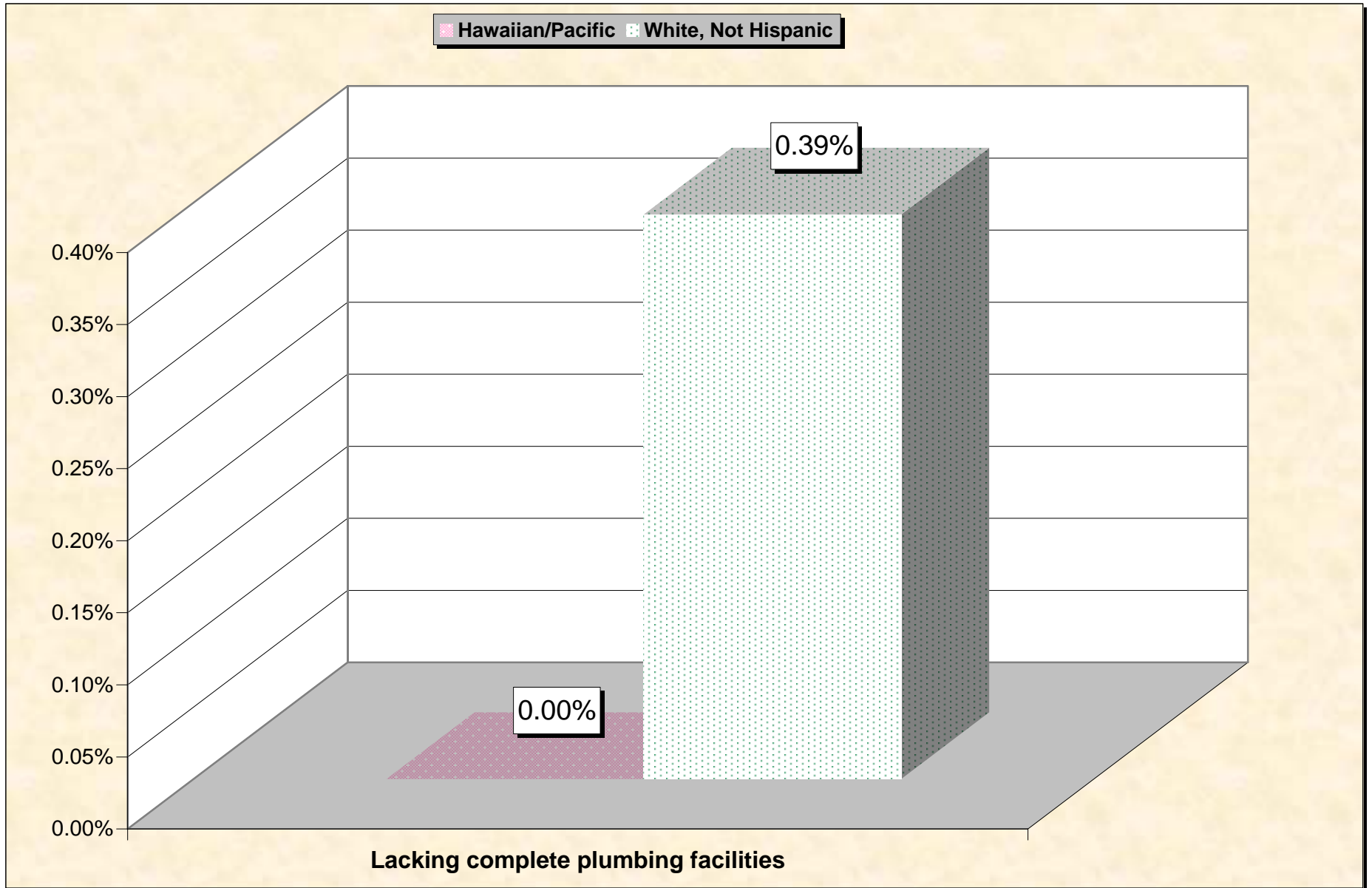
Source: Data Set: Census 2000 Summary File 3 (SF 3) - Sample Data -- HCT32E. TELEPHONE SERVICE AVAILABLE (NATIVE HAWAIIAN AND OTHER PACIFIC ISLANDER ALONE HOUSEHOLDER) [3] - Universe: Occupied housing units with a householder who is Native Hawaiian and Other Pacific Islander alone; HCT32I. TELEPHONE SERVICE AVAILABLE (WHITE ALONE, NOT HISPANIC OR LATINO HOUSEHOLDER) [3] - Universe: Occupied housing units with a householder who is White alone, not Hispanic or Latino

Chart 14 -- Lack of Vehicle By Household Alabama



Source: Data Set: Census 2000 Summary File 3 (SF 3) - Sample Data -- HCT33E. VEHICLES AVAILABLE (NATIVE HAWAIIAN AND OTHER PACIFIC ISLANDER ALONE HOUSEHOLDER) [3] - Universe: Occupied housing units with a householder who is Native Hawaiian and Other Pacific Islander alone;; HCT33I. VEHICLES AVAILABLE (WHITE ALONE, NOT HISPANIC OR LATINO HOUSEHOLDER) [3] - Universe: Occupied housing units with a householder who is White alone, not Hispanic or Latino

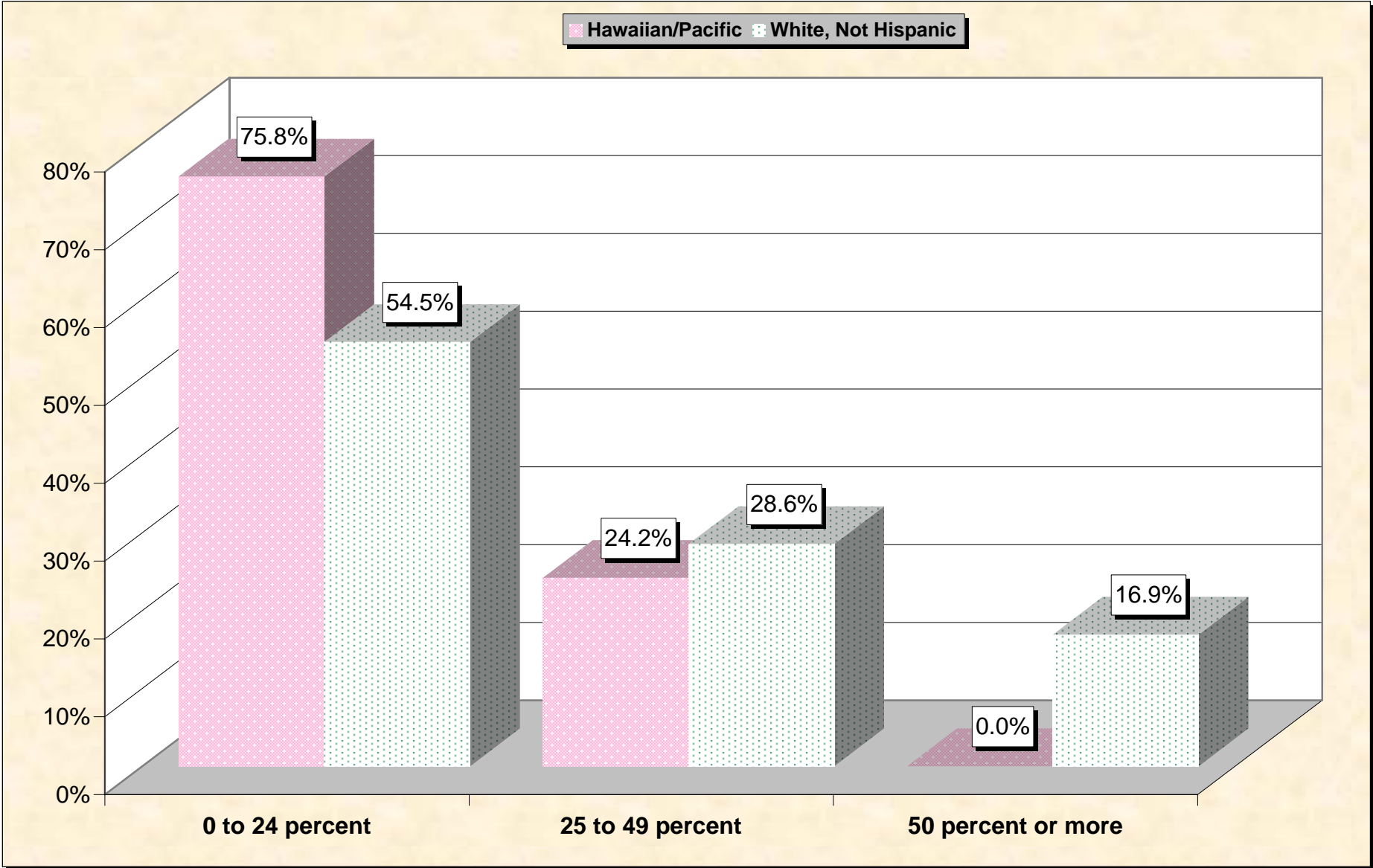
Chart 15 -- Lack of Plumbing By Household Alabama



Source: Data Set: Census 2000 Summary File 3 (SF 3) - Sample Data -- HCT34E. PLUMBING FACILITIES (NATIVE HAWAIIAN AND OTHER PACIFIC ISLANDER ALONE HOUSEHOLDER) [3] - Universe: Occupied housing units with a householder who is Native Hawaiian and Other Pacific Islander alone; HCT34I. PLUMBING FACILITIES (WHITE ALONE, NOT HISPANIC OR LATINO HOUSEHOLDER) [3] - Universe: Occupied housing units with a householder who is White alone, not Hispanic or Latino.

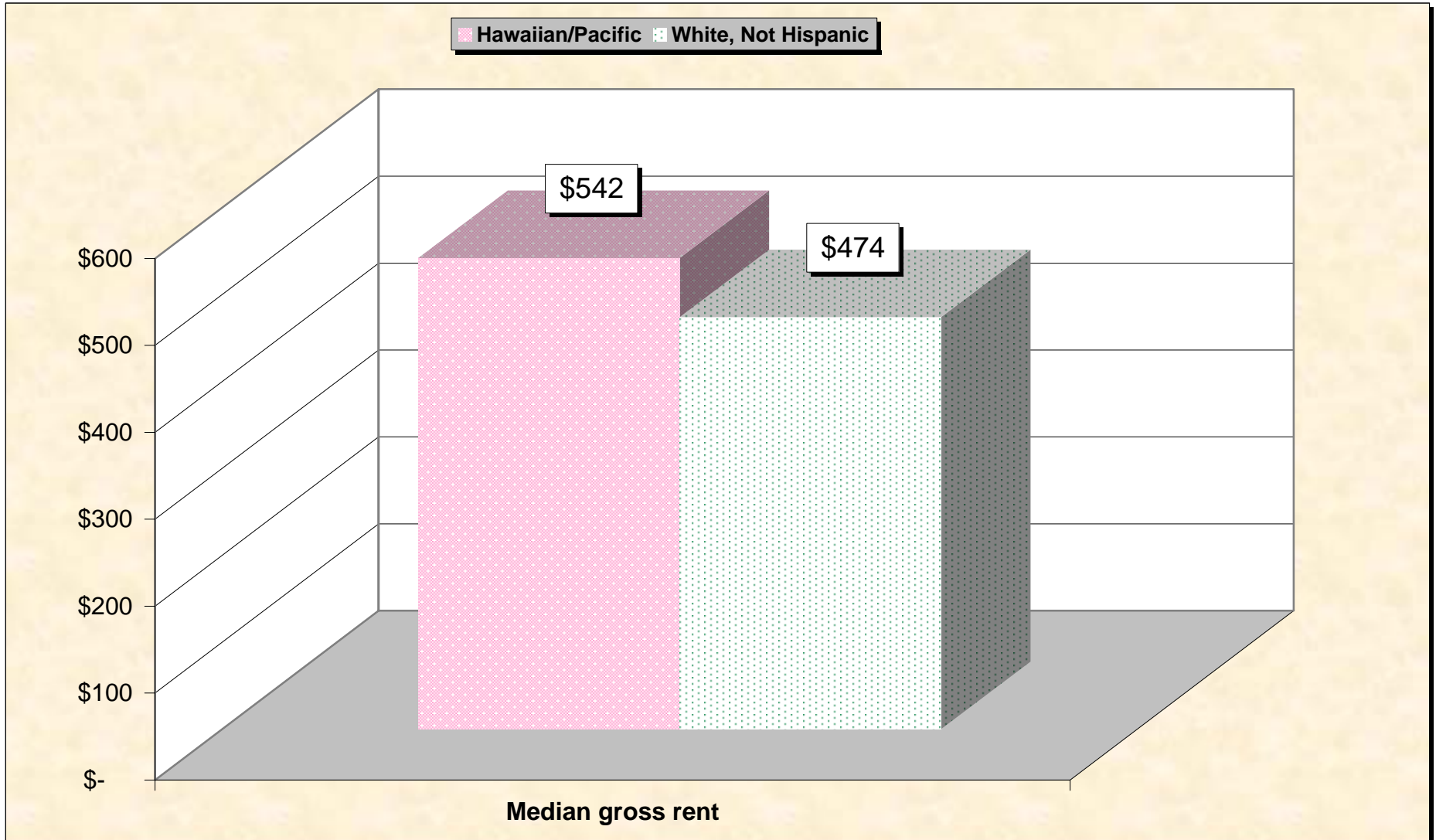
Chart 16 -- Gross Rent as a Percentage of Household Income in 1999

Alabama



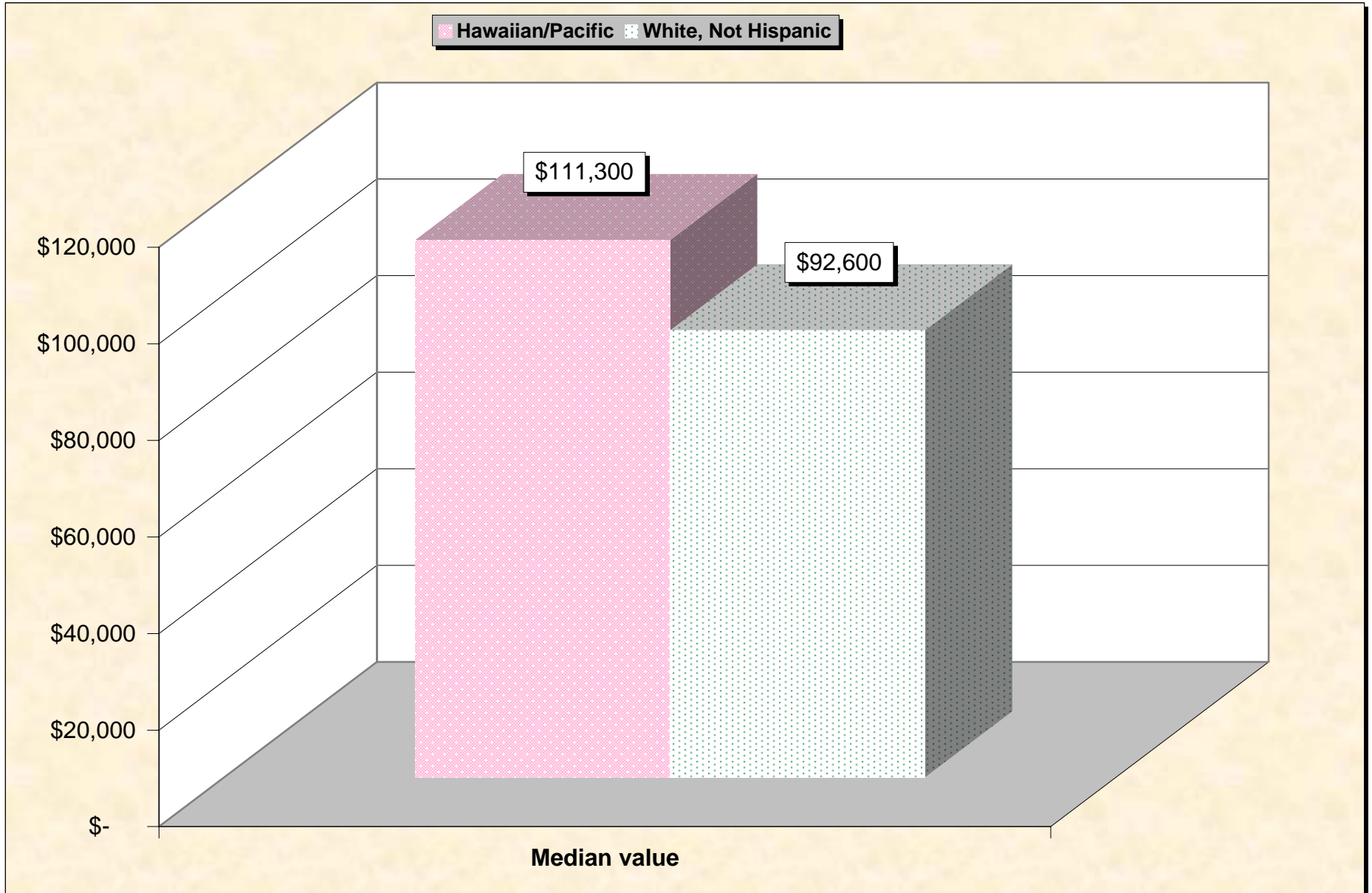
Source: Data Set: Census 2000 Summary File 3 (SF 3) - Sample Data -- HCT39E. GROSS RENT AS A PERCENTAGE OF HOUSEHOLD INCOME IN 1999 (NATIVE HAWAIIAN AND OTHER PACIFIC ISLANDER ALONE HOUSEHOLDER) [11] - Universe: Specified renter-occupied housing units with a householder who is Native Hawaiian and Other Pacific Islander alone; HCT39I. GROSS RENT AS A PERCENTAGE OF HOUSEHOLD INCOME IN 1999 (WHITE ALONE, NOT HISPANIC OR LATINO HOUSEHOLDER) [11] - Universe: Specified renter-occupied housing units with a householder who is White alone, not Hispanic or Latino.

Chart 17 -- Median Gross Rent By Household Alabama



Source: Data Set: Census 2000 Summary File 3 (SF 3) - Sample Data -- HCT37E. MEDIAN GROSS RENT (DOLLARS) (NATIVE HAWAIIAN AND OTHER PACIFIC ISLANDER ALONE HOUSEHOLDER) [1] - Universe: Specified renter-occupied housing units paying cash rent with a householder who is Native Hawaiian and Other Pacific Islander alone; HCT37I. MEDIAN GROSS RENT (DOLLARS) (WHITE ALONE, NOT HISPANIC OR LATINO HOUSEHOLDER) [1] - Universe: Specified renter-occupied housing units paying cash rent with a householder who is White alone, not Hispanic or Latino

Chart 18 -- Median Home Value By Household Alabama



Source: Data Set: Census 2000 Summary File 3 (SF 3) - Sample Data -- HCT42E. MEDIAN VALUE (DOLLARS) (NATIVE HAWAIIAN AND OTHER PACIFIC ISLANDER ALONE HOUSEHOLDER) [1] - Universe: Specified owner-occupied housing units with a householder who is Native Hawaiian and Other Pacific Islander alone; HCT42I. MEDIAN VALUE (DOLLARS) (WHITE ALONE, NOT HISPANIC OR LATINO HOUSEHOLDER) [1] - Universe: Specified owner-occupied housing units with a householder who is White alone, not Hispanic or Latino

HOUSEHOLDS BY AGE OF HOUSEHOLDER BY HOUSEHOLD TYPE (INCLUDING LIVING ALONE) BY PRESENCE OF OWN CHILDREN UNDER 18 YEARS

Source data for Chart 1

	Hawaiian/Pacific Alabama	White, Not Hispanic Alabama
Total:	316	1,273,242
Householder 15 to 64 years:	290	968,066
Family households:	259	731,870
Married-couple family:	176	616,626
With own children under 18 years	122	315,060
No own children under 18 years	54	301,566
Other family:	83	115,244
Male householder, no wife present:	28	32,676
With own children under 18 years	20	18,025
No own children under 18 years	8	14,651
Female householder, no husband present:	55	82,568
With own children under 18 years	52	54,536
No own children under 18 years	3	28,032
Nonfamily households:	31	236,196
Householder living alone	16	195,035
Householder not living alone	15	41,161
Householder 65 years and over:	26	305,176
Family households:	26	166,149
Married-couple family:	26	139,671
With own children under 18 years	0	1,134
No own children under 18 years	26	138,537
Other family:	0	26,478
Male householder, no wife present:	0	4,660
With own children under 18 years	0	208
No own children under 18 years	0	4,452
Female householder, no husband present:	0	21,818
With own children under 18 years	0	133
No own children under 18 years	0	21,685
Nonfamily households:	0	139,027
Householder living alone	0	135,836
Householder not living alone	0	3,191

Source: Data Set: Census 2000 Summary File 3 (SF 3) - Sample Data - P146E. HOUSEHOLDS BY AGE OF HOUSEHOLDER BY HOUSEHOLD TYPE (INCLUDING LIVING ALONE) BY PRESENCE OF OWN CHILDREN UNDER 18 YEARS (NATIVE HAWAIIAN AND OTHER PACIFIC ISLANDER ALONE HOUSEHOLDER) [31] - Universe: Households with a householder who is Native Hawaiian and Other Pacific Islander alone; P146I. HOUSEHOLDS BY AGE OF HOUSEHOLDER BY HOUSEHOLD TYPE (INCLUDING LIVING ALONE) BY PRESENCE OF OWN CHILDREN UNDER 18 YEARS (WHITE ALONE, NOT HISPANIC OR LATINO HOUSEHOLDER) [31] - Universe: Households with a householder who is White alone, not Hispanic or Latino.

SCHOOL ENROLLMENT BY LEVEL OF SCHOOL BY TYPE OF SCHOOL FOR THE POPULATION 3 YEARS AND OVER

Source data for Chart 2

	Hawaiian/Pacific Alabama	White, Not Hispanic Alabama
Total:	1,141	3,015,861
Enrolled in nursery school, preschool:	10	46,510
Public school	10	18,489
Private school	0	28,021
Enrolled in kindergarten:	23	41,667
Public school	23	33,241
Private school	0	8,426
Enrolled in grade 1 to grade 8:	157	329,869
Public school	137	284,809
Private school	20	45,060
Enrolled in grade 9 to grade 12:	79	152,630
Public school	79	132,198
Private school	0	20,432
Enrolled in college:	86	160,526
Public school	66	139,807
Private school	20	20,719
Not enrolled in school	786	2,284,659

Source: Data Set: Census 2000 Summary File 3 (SF 3) - Sample Data - P146E. HOUSEHOLDS BY AGE OF HOUSEHOLDER BY HOUSEHOLD TYPE (INCLUDING LIVING ALONE) BY PRESENCE OF OWN CHILDREN UNDER 18 YEARS (NATIVE HAWAIIAN AND OTHER PACIFIC ISLANDER ALONE HOUSEHOLDER) [31] - Universe: Households with a householder who is Native Hawaiian and Other Pacific Islander alone; P146I. HOUSEHOLDS BY AGE OF HOUSEHOLDER BY HOUSEHOLD TYPE (INCLUDING LIVING ALONE) BY PRESENCE OF OWN CHILDREN UNDER 18 YEARS (WHITE ALONE, NOT HISPANIC OR LATINO HOUSEHOLDER) [31] - Universe: Households with a householder who is White alone, not Hispanic or Latino.

SEX BY EDUCATIONAL ATTAINMENT FOR THE POPULATION 25 YEARS AND OVER

Source data for Chart 3

	Hawaiian/Pacific Alabama	White, Not Hispanic Alabama
Total:	639	2,139,281
Male:	283	1,020,007
Less than 9th grade	20	74,540
9th to 12th grade, no diploma	75	146,567
High school graduate (includes equivalency)	40	298,150
Some college, no degree	67	213,275
Associate degree	29	51,166
Bachelor's degree	38	152,135
Graduate or professional degree	14	84,174
Female:	356	1,119,274
Less than 9th grade	15	81,006
9th to 12th grade, no diploma	78	166,936
High school graduate (includes equivalency)	130	357,841
Some college, no degree	66	233,116
Associate degree	18	63,052
Bachelor's degree	34	139,433
Graduate or professional degree	15	77,890

Source: Data Set: Census 2000 Summary File 3 (SF 3) - Sample Data -- P148E. SEX BY EDUCATIONAL ATTAINMENT FOR THE POPULATION 25 YEARS AND OVER (NATIVE HAWAIIAN AND OTHER PACIFIC ISLANDER ALONE) [17] - Universe: Native Hawaiian and Other Pacific Islander alone 25 years and over; P148I. SEX BY EDUCATIONAL ATTAINMENT FOR THE POPULATION 25 YEARS AND OVER (WHITE ALONE, NOT HISPANIC OR LATINO) [17] - Universe: White alone, not Hispanic or Latino population 25 years and over.

SEX BY EMPLOYMENT STATUS FOR THE POPULATION 16 YEARS AND OVER

Source data for Charts 4 and 5

	Hawaiian/Pacific Alabama	White, Not Hispanic Alabama
Total:	900	2,496,136
Male:	417	1,198,989
In labor force:	326	844,887
In Armed Forces	28	9,053
Civilian:	298	835,834
Employed	260	803,745
Unemployed	38	32,089
Not in labor force	91	354,102
Female:	483	1,297,147
In labor force:	298	680,331
In Armed Forces	11	1,319
Civilian:	287	679,012
Employed	233	645,317
Unemployed	54	33,695
Not in labor force	185	616,816

Source: Data Set: Census 2000 Summary File 3 (SF 3) - Sample Data -- P150E. SEX BY EMPLOYMENT STATUS FOR THE POPULATION 16 YEARS AND OVER (NATIVE HAWAIIAN AND OTHER PACIFIC ISLANDER ALONE) [15] - Universe: Native Hawaiian and Other Pacific Islander alone 16 years and over; P150I. SEX BY EMPLOYMENT STATUS FOR THE POPULATION 16 YEARS AND OVER (WHITE ALONE, NOT HISPANIC OR LATINO) [15] - Universe: White alone, not Hispanic or Latino population 16 years and over

HOUSEHOLD INCOME IN 1999

Source data for Chart 6

	Hawaiian/Pacific Alabama	White, Not Hispanic Alabama
Total:	316	1,273,242
Less than \$10,000	5	137,858
\$10,000 to \$14,999	7	88,833
\$15,000 to \$19,999	29	85,336
\$20,000 to \$24,999	26	90,219
\$25,000 to \$29,999	38	87,544
\$30,000 to \$34,999	26	86,305
\$35,000 to \$39,999	56	81,423
\$40,000 to \$44,999	7	74,815
\$45,000 to \$49,999	7	65,923
\$50,000 to \$59,999	37	115,674
\$60,000 to \$74,999	33	127,747
\$75,000 to \$99,999	31	114,828
\$100,000 to \$124,999	8	52,063
\$125,000 to \$149,999	0	23,586
\$150,000 to \$199,999	6	19,764
\$200,000 or more	0	21,324

Source: Data Set: Census 2000 Summary File 3 (SF 3) - Sample Data -- P151E. HOUSEHOLD INCOME IN 1999 (NATIVE HAWAIIAN AND OTHER PACIFIC ISLANDER ALONE HOUSEHOLDER) [17] - Universe: Households with a householder who is Native Hawaiian and Other Pacific Islander alone; P151I. HOUSEHOLD INCOME IN 1999 (WHITE ALONE, NOT HISPANIC OR LATINO HOUSEHOLDER) [17] - Universe: Households with a householder who is White alone, not Hispanic or Latino

MEDIAN FAMILY INCOME IN 1999

Source data for Chart 7

	Hawaiian/Pacific Alabama	White, Not Hispanic Alabama
Median family income in 1999	\$ 35,764	\$ 47,012

Source: Data Set: Census 2000 Summary File 3 (SF 3) - Sample Data -- P155E. MEDIAN FAMILY INCOME IN 1999 (DOLLARS) (NATIVE HAWAIIAN AND OTHER PACIFIC ISLANDER ALONE HOUSEHOLDER) [1] - Universe: Families with a householder who is Native Hawaiian and Other Pacific Islander alone ; P155I. MEDIAN FAMILY INCOME IN 1999 (DOLLARS) (WHITE ALONE, NOT HISPANIC OR LATINO HOUSEHOLDER) [1] - Universe: Families with a householder who is White alone, not Hispanic or Latino

PER CAPITA INCOME IN 1999

Source data for Chart 8

	Hawaiian/Pacific Alabama	White, Not Hispanic Alabama
Per capita income in 1999	\$ 14,089	\$ 20,816

Source: Data Set: Census 2000 Summary File 3 (SF 3) - Sample Data -- P157E. PER CAPITA INCOME IN 1999 (DOLLARS) (NATIVE HAWAIIAN AND OTHER PACIFIC ISLANDER ALONE) [1] - Universe: Native Hawaiian and Other Pacific Islander alone; P157I. PER CAPITA INCOME IN 1999 (DOLLARS) (WHITE ALONE, NOT HISPANIC OR LATINO) [1] - Universe: White alone, not Hispanic or Latino population

POVERTY STATUS IN 1999 BY AGE

Source data for Chart 9

	Hawaiian/Pacific Alabama	White, Not Hispanic Alabama
Total:	1,111	3,066,482
Income in 1999 below poverty level:	191	319,343
Under 5 years	20	23,367
5 years	9	5,003
6 to 11 years	54	28,922
12 to 17 years	20	25,751
18 to 64 years	88	184,242
65 to 74 years	0	23,076
75 years and over	0	28,982
Income in 1999 at or above poverty level:	920	2,747,139
Under 5 years	55	161,242
5 years	2	33,479
6 to 11 years	48	210,754
12 to 17 years	103	215,480
18 to 64 years	646	1,735,509
65 to 74 years	44	229,542
75 years and over	22	161,133

Source: Data Set: Census 2000 Summary File 3 (SF 3) - Sample Data -- P159E. POVERTY STATUS IN 1999 BY AGE (NATIVE HAWAIIAN AND OTHER PACIFIC ISLANDER ALONE) [17] - Universe: Native Hawaiian and Other Pacific Islander alone for whom poverty status is determined;P159I. POVERTY STATUS IN 1999 BY AGE (WHITE ALONE, NOT HISPANIC OR LATINO) [17] - Universe: White alone, not Hispanic or Latino population for whom poverty status is determined.

MEDIAN EARNINGS IN 1999

Source data for Chart 10

	Hawaiian/Pacific Alabama	White, Not Hispanic Alabama
Median earnings in 1999 --		
Worked full-time, year-round in 1999 --		
Total	\$ 22,121	\$ 30,532
Male	\$ 25,478	\$ 35,372
Female	\$ 17,371	\$ 24,088
Other --		
Total	\$ 11,053	\$ 9,206
Male	\$ 16,667	\$ 10,982
Female	\$ 8,816	\$ 8,110

Source: Data Set: Census 2000 Summary File 3 (SF 3) - Sample Data -- PCT74E. MEDIAN EARNINGS IN 1999 (DOLLARS) BY WORK EXPERIENCE IN 1999 BY SEX FOR THE POPULATION 16 YEARS AND OVER WITH EARNINGS (NATIVE HAWAIIAN AND OTHER PACIFIC ISLANDER ALONE) [6] - Universe: Native Hawaiian and Other Pacific Islander alone 16 years and over with earnings in 1999; PCT74I. MEDIAN EARNINGS IN 1999 (DOLLARS) BY WORK EXPERIENCE IN 1999 BY SEX FOR THE POPULATION 16 YEARS AND OVER WITH EARNINGS (WHITE ALONE, NOT HISPANIC OR LATINO) [6] - Universe: White alone, not Hispanic or Latino population 16 years and over with earnings in 1999

TENURE BY RACE OF HOUSEHOLDER

Source data for Chart 11

	Alabama
Total:	1,737,080
Owner occupied:	1,258,686
Householder who is White alone	998,588
Householder who is Black or African American alone	237,992
Householder who is American Indian and Alaska Native alone	5,605
Householder who is Asian alone	4,552
Householder who is Native Hawaiian and Other Pacific Islander alone	159
Householder who is Some other race alone	2,413
Householder who is Two or more races	9,377
Renter occupied:	478,394
Householder who is White alone	285,144
Householder who is Black or African American alone	175,104
Householder who is American Indian and Alaska Native alone	2,701
Householder who is Asian alone	4,720
Householder who is Native Hawaiian and Other Pacific Islander alone	178
Householder who is Some other race alone	4,888
Householder who is Two or more races	5,659

White alone, not Hispanic

White, Not Hispanic

		Alabama
Total:		1,274,202
Owner occupied		993,751
Renter occupied		280,451

Source: Data Set: Census 2000 Summary File 3 (SF 3) - Sample Data -- H11. TENURE BY RACE OF HOUSEHOLDER [17] - Universe: Occupied housing units; H13. TENURE (WHITE ALONE, NOT HISPANIC OR LATINO HOUSEHOLDER) [3] - Universe: Occupied housing units with a householder who is White alone, not Hispanic or Latino.

OCCUPANTS PER ROOM

Source data for Chart 12

	Hawaiian/Pacific Alabama	White, Not Hispanic Alabama
Total:	337	1,274,202
1.00 or less occupants per room	300	1,255,535
1.01 or more occupants per room	37	18,667

Source: Data Set: Census 2000 Summary File 3 (SF 3) - Sample Data -- HCT29E. OCCUPANTS PER ROOM (NATIVE HAWAIIAN AND OTHER PACIFIC ISLANDER ALONE HOUSEHOLDER) [3] - Universe: Occupied housing units with a householder who is Native Hawaiian and Other Pacific Islander alone; HCT29I. OCCUPANTS PER ROOM (WHITE ALONE, NOT HISPANIC OR LATINO HOUSEHOLDER) [3] - Universe: Occupied housing units with a householder who is White alone, not Hispanic or Latino

TELEPHONE SERVICE AVAILABLE

Source data for Chart 13

	Hawaiian/Pacific Alabama	White, Not Hispanic Alabama
Total:	337	1,274,202
With telephone service available	303	1,235,418
No telephone service available	34	38,784

Source: Data Set: Census 2000 Summary File 3 (SF 3) - Sample Data -- HCT32E. TELEPHONE SERVICE AVAILABLE (NATIVE HAWAIIAN AND OTHER PACIFIC ISLANDER ALONE HOUSEHOLDER) [3] - Universe: Occupied housing units with a householder who is Native Hawaiian and Other Pacific Islander alone; HCT32I. TELEPHONE SERVICE AVAILABLE (WHITE ALONE, NOT HISPANIC OR LATINO HOUSEHOLDER) [3] - Universe: Occupied housing units with a householder who is White alone, not Hispanic or Latino

VEHICLES AVAILABLE

Source data for Chart 14

	Hawaiian/Pacific Alabama	White, Not Hispanic Alabama
Total:	337	1,274,202
No vehicle available	34	65,152
1 or more vehicles available	303	1,209,050

Source: Data Set: Census 2000 Summary File 3 (SF 3) - Sample Data -- HCT33E. VEHICLES AVAILABLE (NATIVE HAWAIIAN AND OTHER PACIFIC ISLANDER ALONE HOUSEHOLDER) [3] - Universe: Occupied housing units with a householder who is Native Hawaiian and Other Pacific Islander alone;; HCT33I. VEHICLES AVAILABLE (WHITE ALONE, NOT HISPANIC OR LATINO HOUSEHOLDER) [3] - Universe: Occupied housing units with a householder who is White alone, not Hispanic or Latino

PLUMBING FACILITIES

Source data for Chart 15

	Hawaiian/Pacific Alabama	White, Not Hispanic Alabama
Total:	337	1,274,202
Complete plumbing facilities	337	1,269,210
Lacking complete plumbing facilities	0	4,992

Source: Data Set: Census 2000 Summary File 3 (SF 3) - Sample Data -- HCT34E. PLUMBING FACILITIES (NATIVE HAWAIIAN AND OTHER PACIFIC ISLANDER ALONE HOUSEHOLDER) [3] - Universe: Occupied housing units with a householder who is Native Hawaiian and Other Pacific Islander alone; HCT34I. PLUMBING FACILITIES (WHITE ALONE, NOT HISPANIC OR LATINO HOUSEHOLDER) [3] - Universe: Occupied housing units with a householder who is White alone, not Hispanic or Latino.

GROSS RENT AS A PERCENTAGE OF HOUSEHOLD INCOME IN 1999

Source data for Chart 16

	Hawaiian/Pacific Alabama	White, Not Hispanic Alabama
Total:	178	272,599
Less than 10 percent	6	20,747
10 to 14 percent	20	35,935
15 to 19 percent	21	39,093
20 to 24 percent	50	31,083
25 to 29 percent	9	24,560
30 to 34 percent	0	16,034
35 to 39 percent	11	11,249
40 to 49 percent	11	14,582
50 percent or more	0	39,364
Not computed	50	39,952

Source: Data Set: Census 2000 Summary File 3 (SF 3) - Sample Data -- HCT39E. GROSS RENT AS A PERCENTAGE OF HOUSEHOLD INCOME IN 1999 (NATIVE HAWAIIAN AND OTHER PACIFIC ISLANDER ALONE HOUSEHOLDER) [11] - Universe: Specified renter-occupied housing units with a householder who is Native Hawaiian and Other Pacific Islander alone; HCT39I. GROSS RENT AS A PERCENTAGE OF HOUSEHOLD INCOME IN 1999 (WHITE ALONE, NOT HISPANIC OR LATINO HOUSEHOLDER) [11] - Universe: Specified renter-occupied housing units with a householder who is White alone, not Hispanic or Latino.

MEDIAN GROSS RENT

Source data for Chart 17

	Hawaiian/Pacific Alabama	White, Not Hispanic Alabama
Median gross rent	\$ 542	\$ 474

Source: Data Set: Census 2000 Summary File 3 (SF 3) - Sample Data -- HCT37E. MEDIAN GROSS RENT (DOLLARS) (NATIVE HAWAIIAN AND OTHER PACIFIC ISLANDER ALONE HOUSEHOLDER) [1] - Universe: Specified renter-occupied housing units paying cash rent with a householder who is Native Hawaiian and Other Pacific Islander alone; HCT37I. MEDIAN GROSS RENT (DOLLARS) (WHITE ALONE, NOT HISPANIC OR LATINO HOUSEHOLDER) [1] - Universe: Specified renter-occupied housing units paying cash rent with a householder who is White alone, not Hispanic or Latino

MEDIAN HOME VALUE

Source data for Chart 18

	Hawaiian/Pacific Alabama	White, Not Hispanic Alabama
Median value	\$ 111,300	\$ 92,600

Source: Data Set: Census 2000 Summary File 3 (SF 3) - Sample Data -- HCT42E. MEDIAN VALUE (DOLLARS) (NATIVE HAWAIIAN AND OTHER PACIFIC ISLANDER ALONE HOUSEHOLDER) [1] - Universe: Specified owner-occupied housing units with a householder who is Native Hawaiian and Other Pacific Islander alone; HCT42I. MEDIAN VALUE (DOLLARS) (WHITE ALONE, NOT HISPANIC OR LATINO HOUSEHOLDER) [1] - Universe: Specified owner-occupied housing units with a householder who is White alone, not Hispanic or Latino