

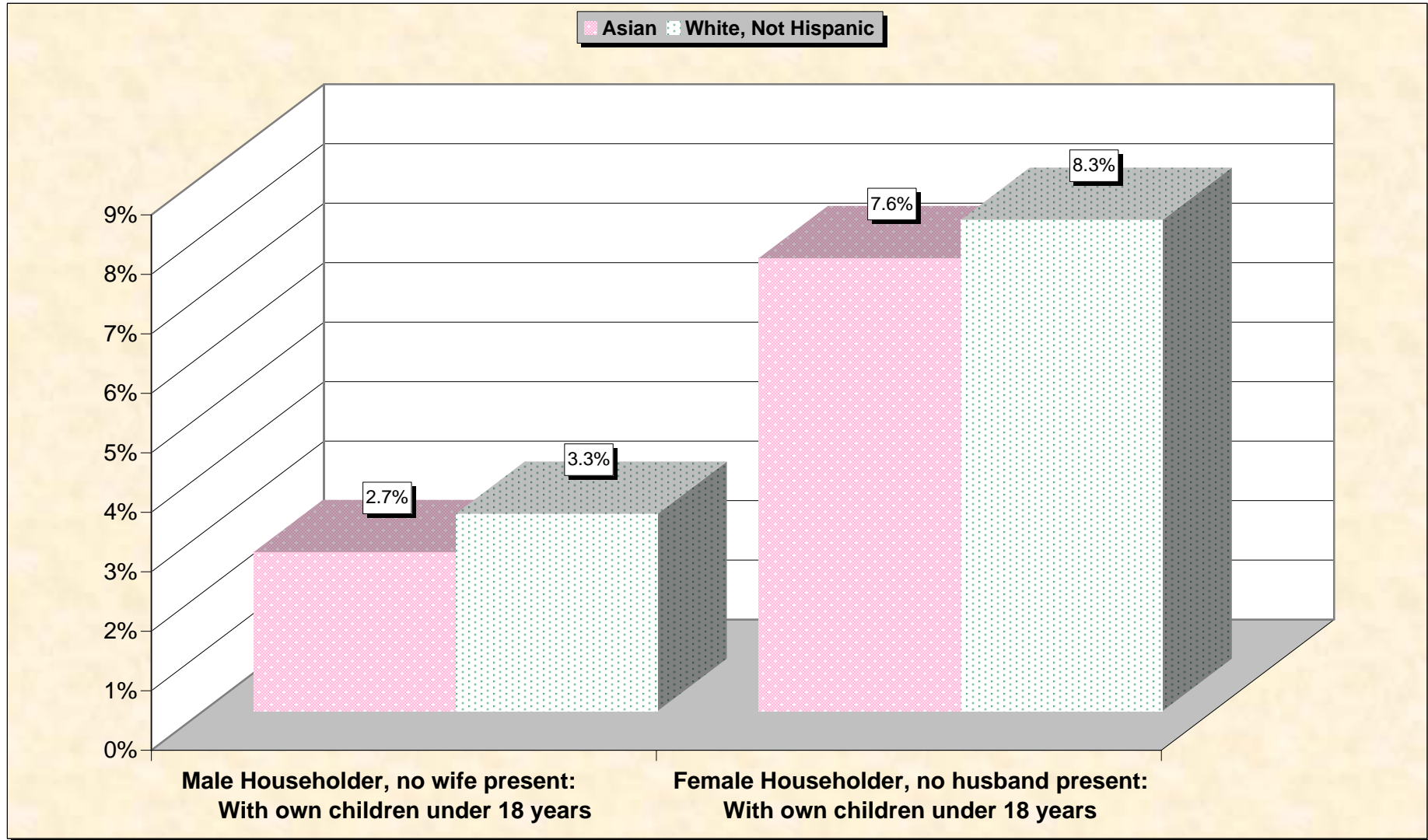
# **Selected Socio-Economic Data**

**Wisconsin**

**Asian and White, Not Hispanic**

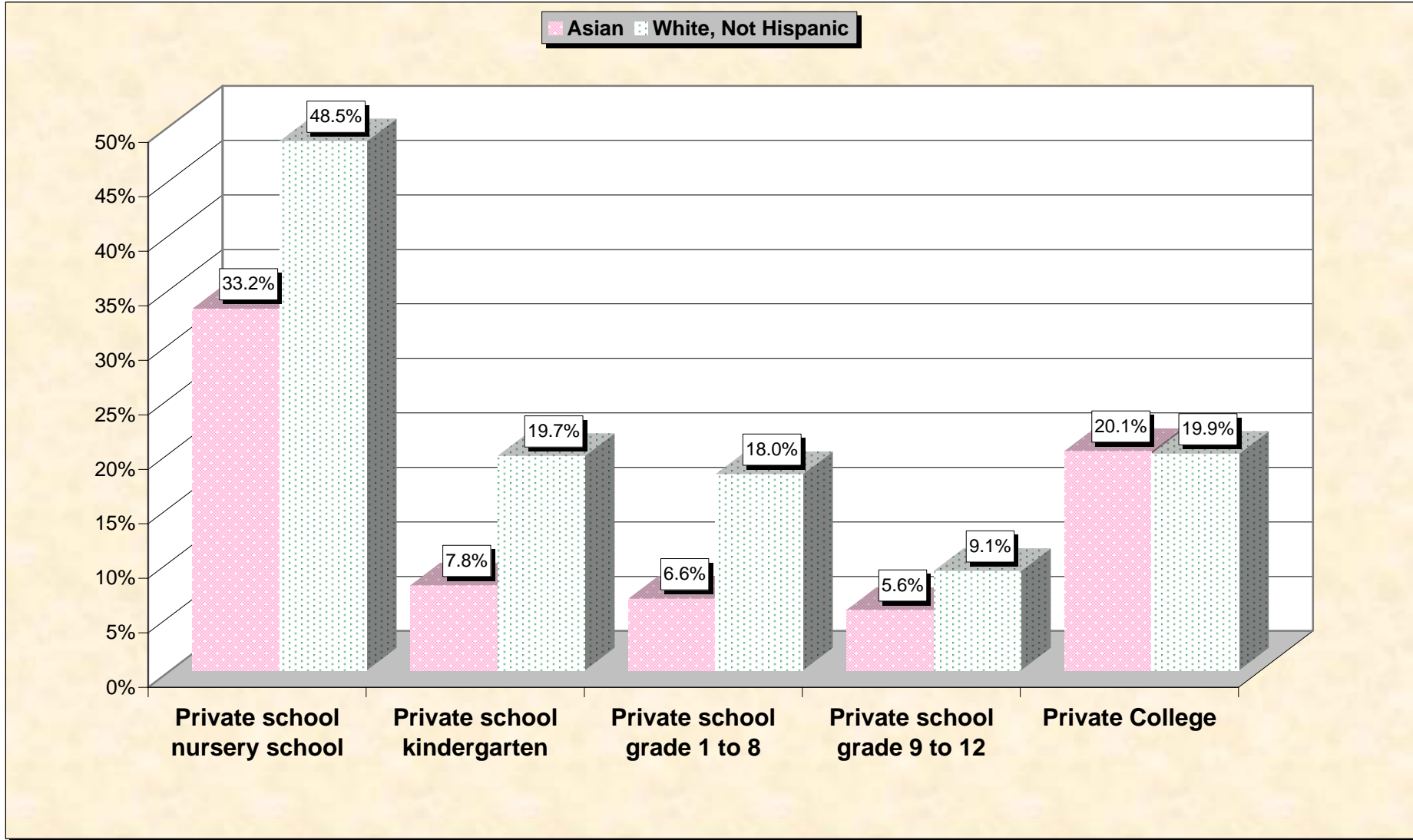
**Data Set: Census 2000 Summary File 3 (SF 3) - Sample Data**

# Chart 1 -- Single-Parent Family Households (Householder 15 to 64 years) Wisconsin



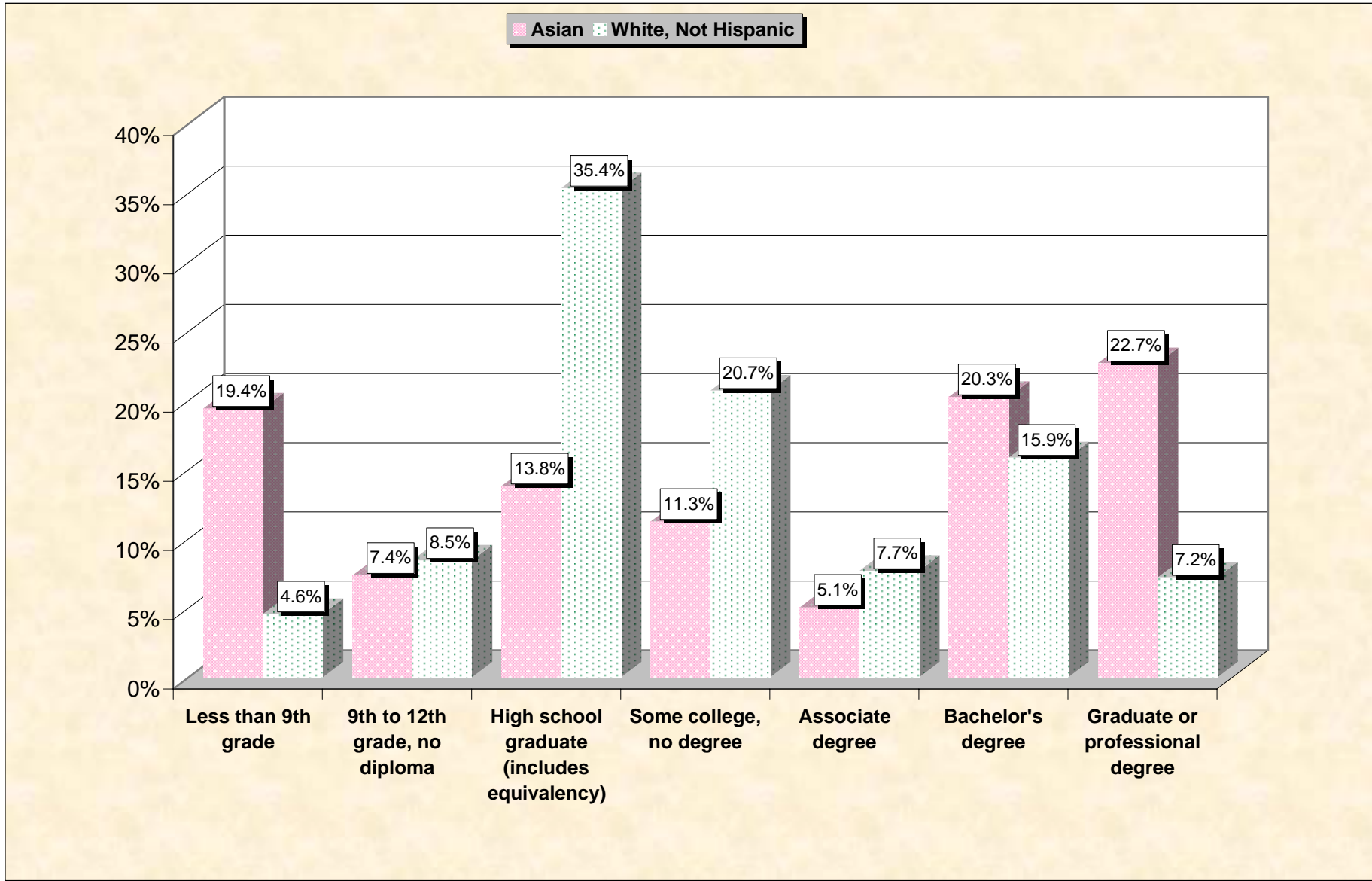
Source: Data Set: Census 2000 Summary File 3 (SF 3) - Sample Data - P146D. HOUSEHOLDS BY AGE OF HOUSEHOLDER BY HOUSEHOLD TYPE (INCLUDING LIVING ALONE) BY PRESENCE OF OWN CHILDREN UNDER 18 YEARS (ASIAN ALONE HOUSEHOLDER) [31] - Universe: Households with a householder who is Asian alone; P146I. HOUSEHOLDS BY AGE OF HOUSEHOLDER BY HOUSEHOLD TYPE (INCLUDING LIVING ALONE) BY PRESENCE OF OWN CHILDREN UNDER 18 YEARS (WHITE ALONE, NOT HISPANIC OR LATINO HOUSEHOLDER) [31] - Universe: Households with a householder who is White alone, not Hispanic or Latino.

## Chart 2 -- Private School Enrollment (3 years and over) Wisconsin



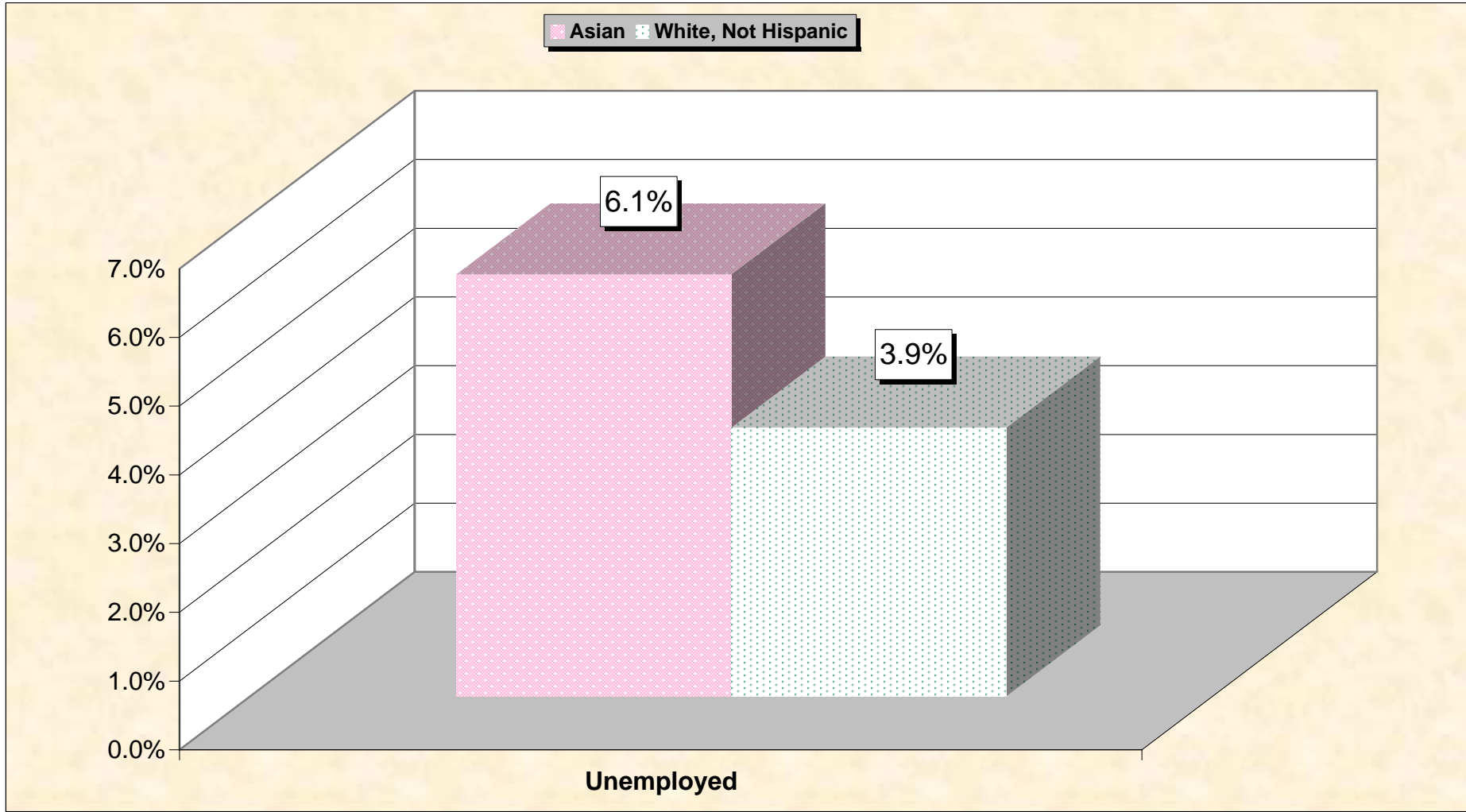
Source: Data Set: Census 2000 Summary File 3 (SF 3) - Sample Data -- P147D. SCHOOL ENROLLMENT BY LEVEL OF SCHOOL BY TYPE OF SCHOOL FOR THE POPULATION 3 YEARS AND OVER (ASIAN ALONE) [17] - Universe: Asian alone population 3 years and over; P147I. SCHOOL ENROLLMENT BY LEVEL OF SCHOOL BY TYPE OF SCHOOL FOR THE POPULATION 3 YEARS AND OVER (WHITE ALONE, NOT HISPANIC OR LATINO) [17] - Universe: White alone, not Hispanic or Latino population 3 years and over.

# Chart 3 -- Educational Attainment (25 years and over) Wisconsin



Source: Data Set: Census 2000 Summary File 3 (SF 3) - Sample Data -- P148D. SEX BY EDUCATIONAL ATTAINMENT FOR THE POPULATION 25 YEARS AND OVER (ASIAN ALONE) [17]  
 - Universe: Asian alone population 25 years and over; P148I. SEX BY EDUCATIONAL ATTAINMENT FOR THE POPULATION 25 YEARS AND OVER (WHITE ALONE, NOT HISPANIC OR LATINO) [17] - Universe: White alone, not Hispanic or Latino population 25 years and over.

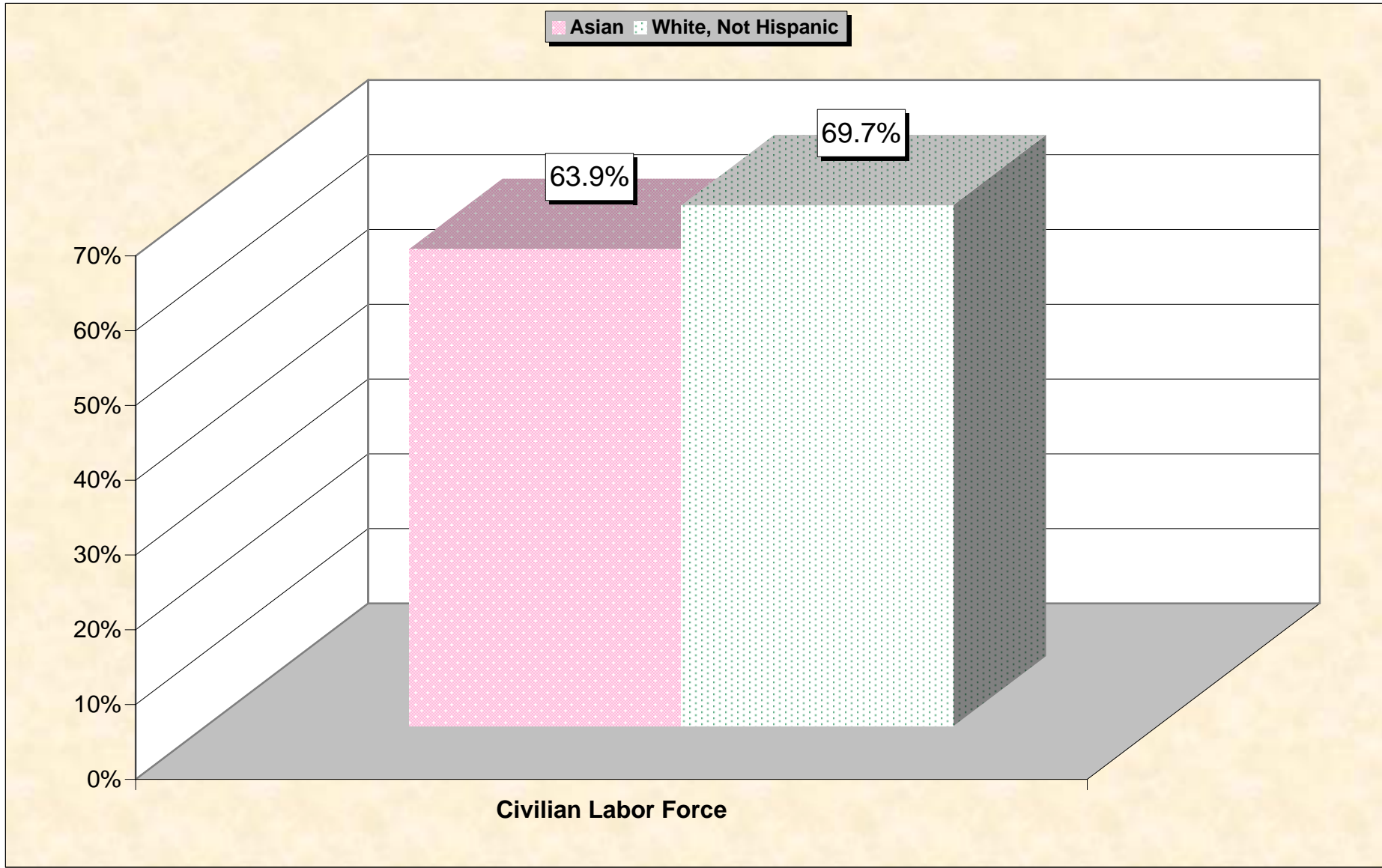
# Chart 4 -- Unemployment Rate (Civilian Labor Force) Wisconsin



**Note:** Unemployment rate is defined as a percentage of the civilian labor force.

Source: Data Set: Census 2000 Summary File 3 (SF 3) - Sample Data -- P150D. SEX BY EMPLOYMENT STATUS FOR THE POPULATION 16 YEARS AND OVER (ASIAN ALONE) [15] - Universe: Asian alone population 16 years and over; P150I. SEX BY EMPLOYMENT STATUS FOR THE POPULATION 16 YEARS AND OVER (WHITE ALONE, NOT HISPANIC OR LATINO) [15] - Universe: White alone, not Hispanic or Latino population 16 years and over

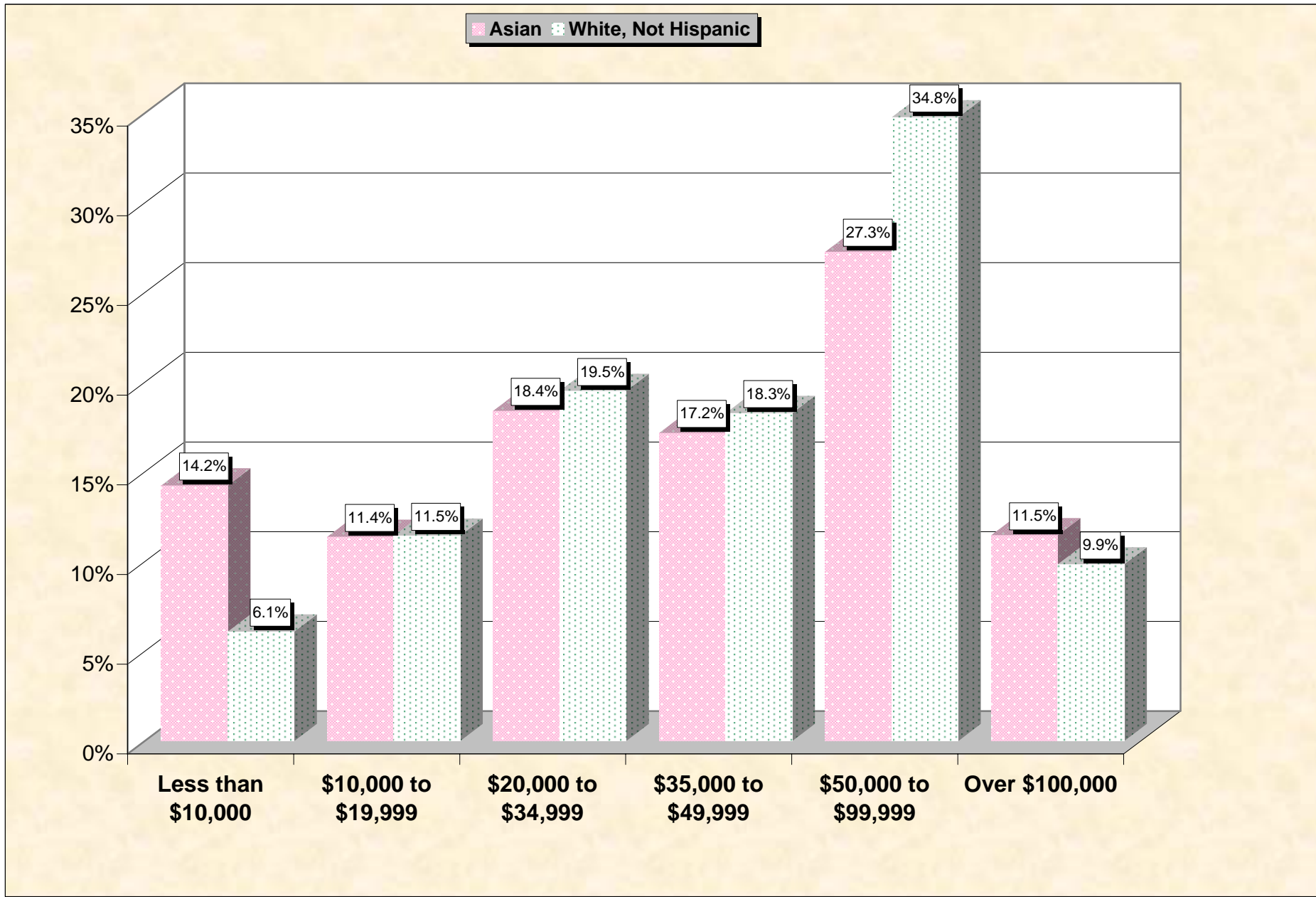
# Chart 5 -- Labor Force Participation (Civilian Labor Force) Wisconsin



**Note:** Labor force participation rate is defined as a percentage of the civilian population over 16.

Source: Data Set: Census 2000 Summary File 3 (SF 3) - Sample Data -- P150D. SEX BY EMPLOYMENT STATUS FOR THE POPULATION 16 YEARS AND OVER (ASIAN ALONE) [15] - Universe: Asian alone population 16 years and over; P150I. SEX BY EMPLOYMENT STATUS FOR THE POPULATION 16 YEARS AND OVER (WHITE ALONE, NOT HISPANIC OR LATINO) [15] - Universe: White alone, not Hispanic or Latino population 16 years and over

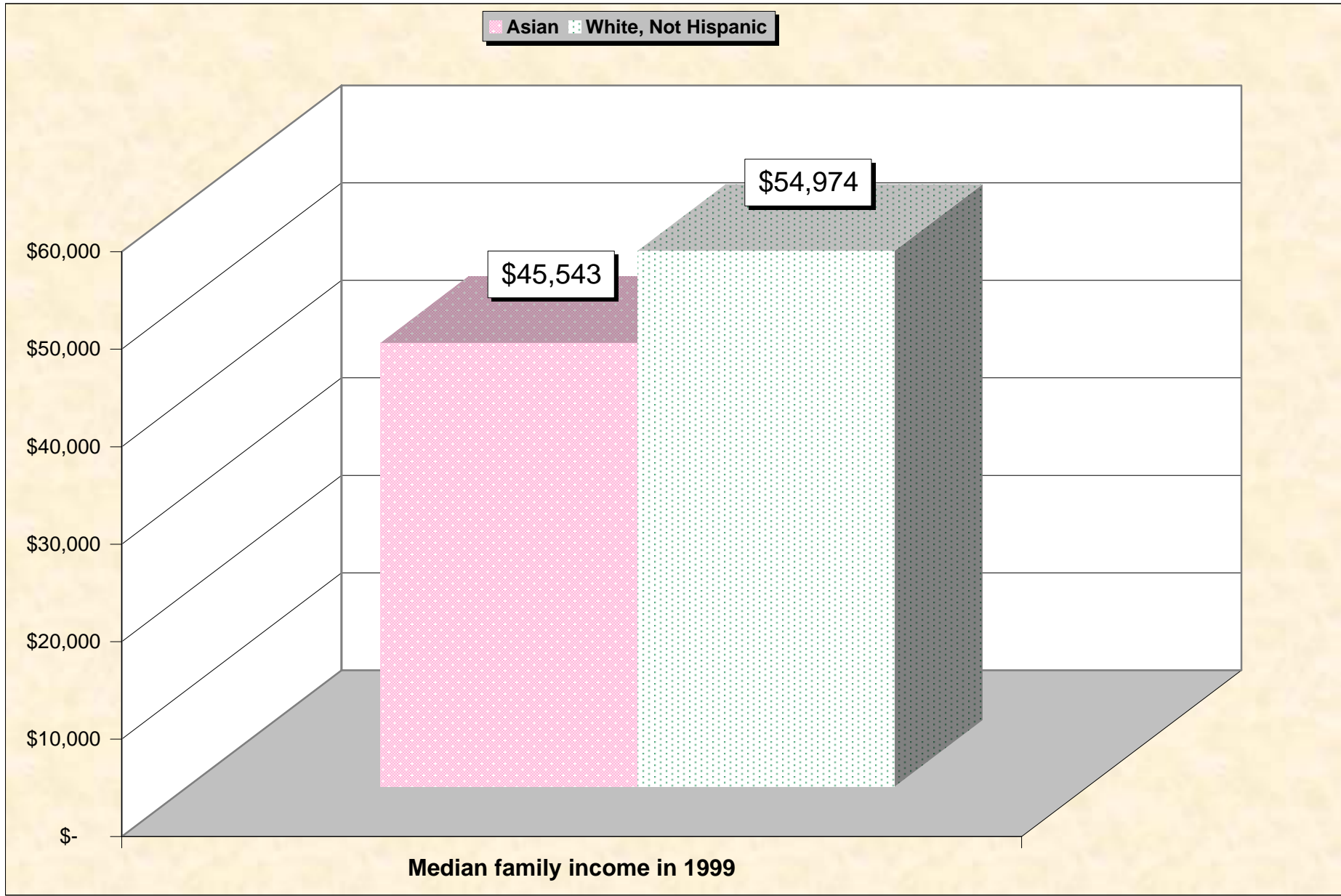
# Chart 6 -- Household Income in 1999 Wisconsin



Source: Data Set: Census 2000 Summary File 3 (SF 3) - Sample Data -- P151D. HOUSEHOLD INCOME IN 1999 (ASIAN ALONE HOUSEHOLDER) [17] - Universe: Households with a householder who is Asian alone; P151I. HOUSEHOLD INCOME IN 1999 (WHITE ALONE, NOT HISPANIC OR LATINO HOUSEHOLDER) [17] - Universe: Households with a householder who is White alone, not Hispanic or Latino

# Chart 7 -- Median Family Income In 1999

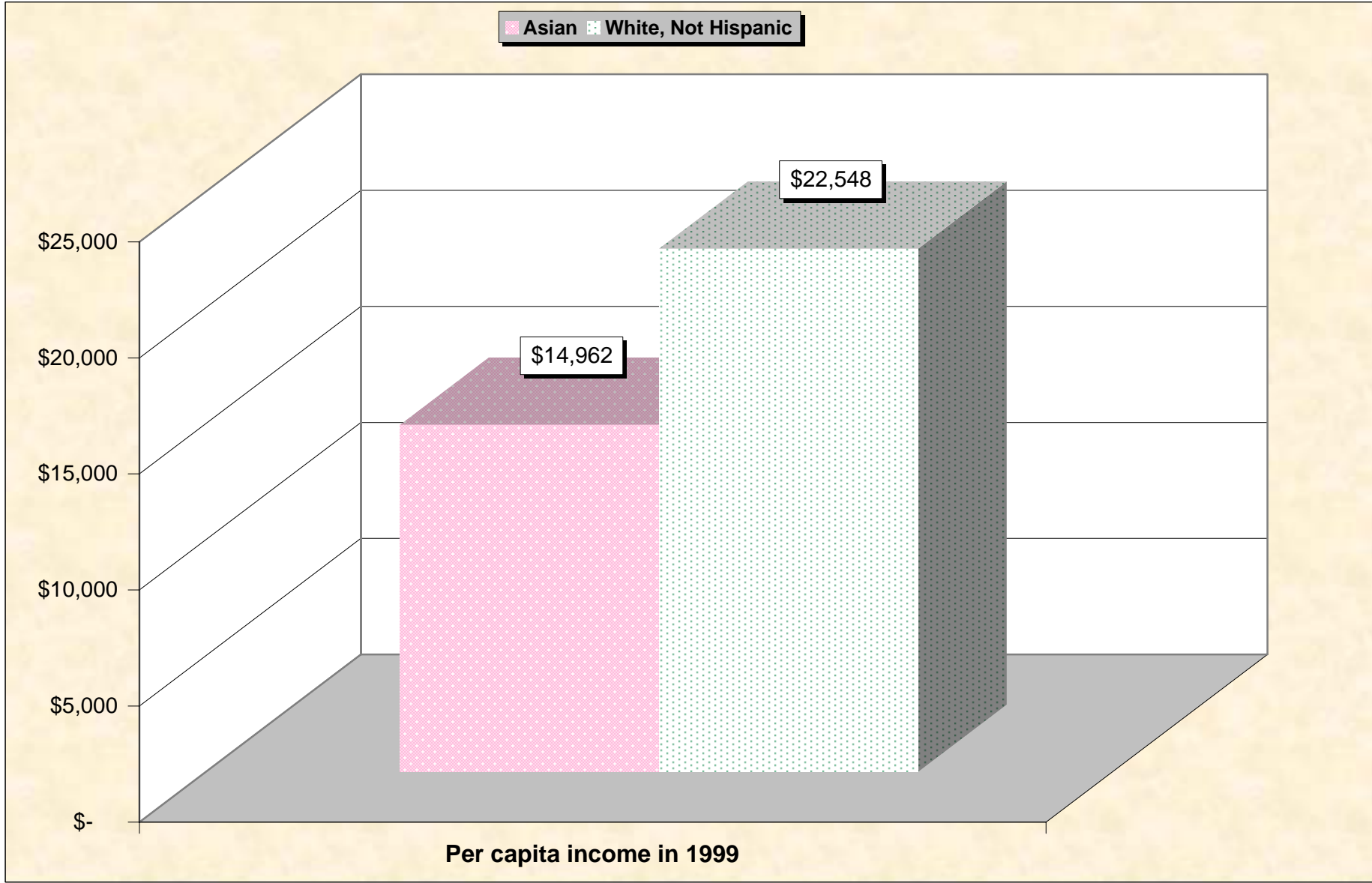
## Wisconsin



Source: Data Set: Census 2000 Summary File 3 (SF 3) - Sample Data -- P155D. MEDIAN FAMILY INCOME IN 1999 (DOLLARS) (ASIAN ALONE HOUSEHOLDER) [1] - Universe: Families with a householder who is Asian alone ; P155I. MEDIAN FAMILY INCOME IN 1999 (DOLLARS) (WHITE ALONE, NOT HISPANIC OR LATINO HOUSEHOLDER) [1] - Universe: Families with a householder who is White alone, not Hispanic or Latino

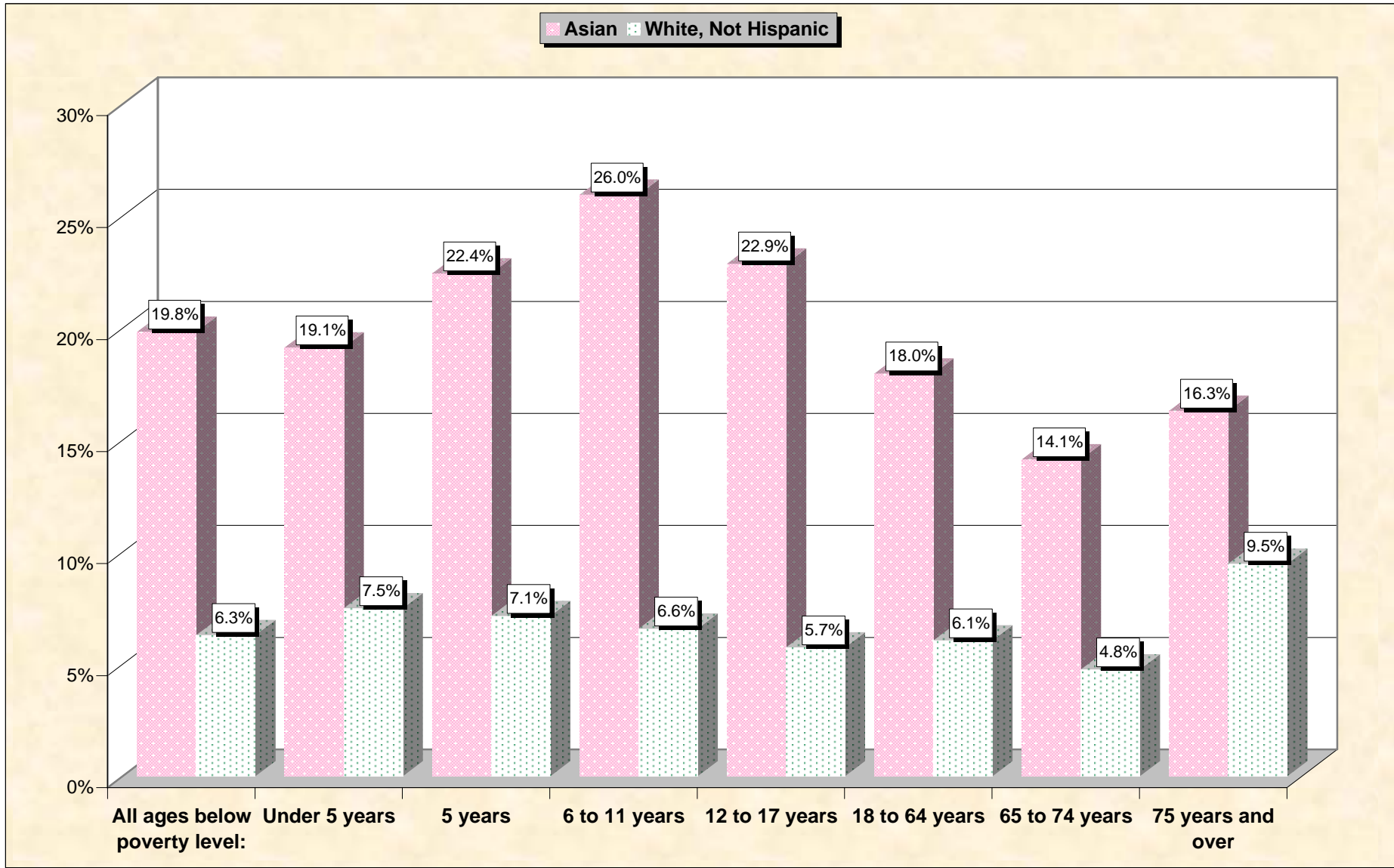


# Chart 8 -- Per Capita Income In 1999 Wisconsin



Source: Data Set: Census 2000 Summary File 3 (SF 3) - Sample Data -- P157D. PER CAPITA INCOME IN 1999 (DOLLARS) (ASIAN ALONE) [1] - Universe: Asian alone population; P157I. PER CAPITA INCOME IN 1999 (DOLLARS) (WHITE ALONE, NOT HISPANIC OR LATINO) [1] - Universe: White alone, not Hispanic or Latino population

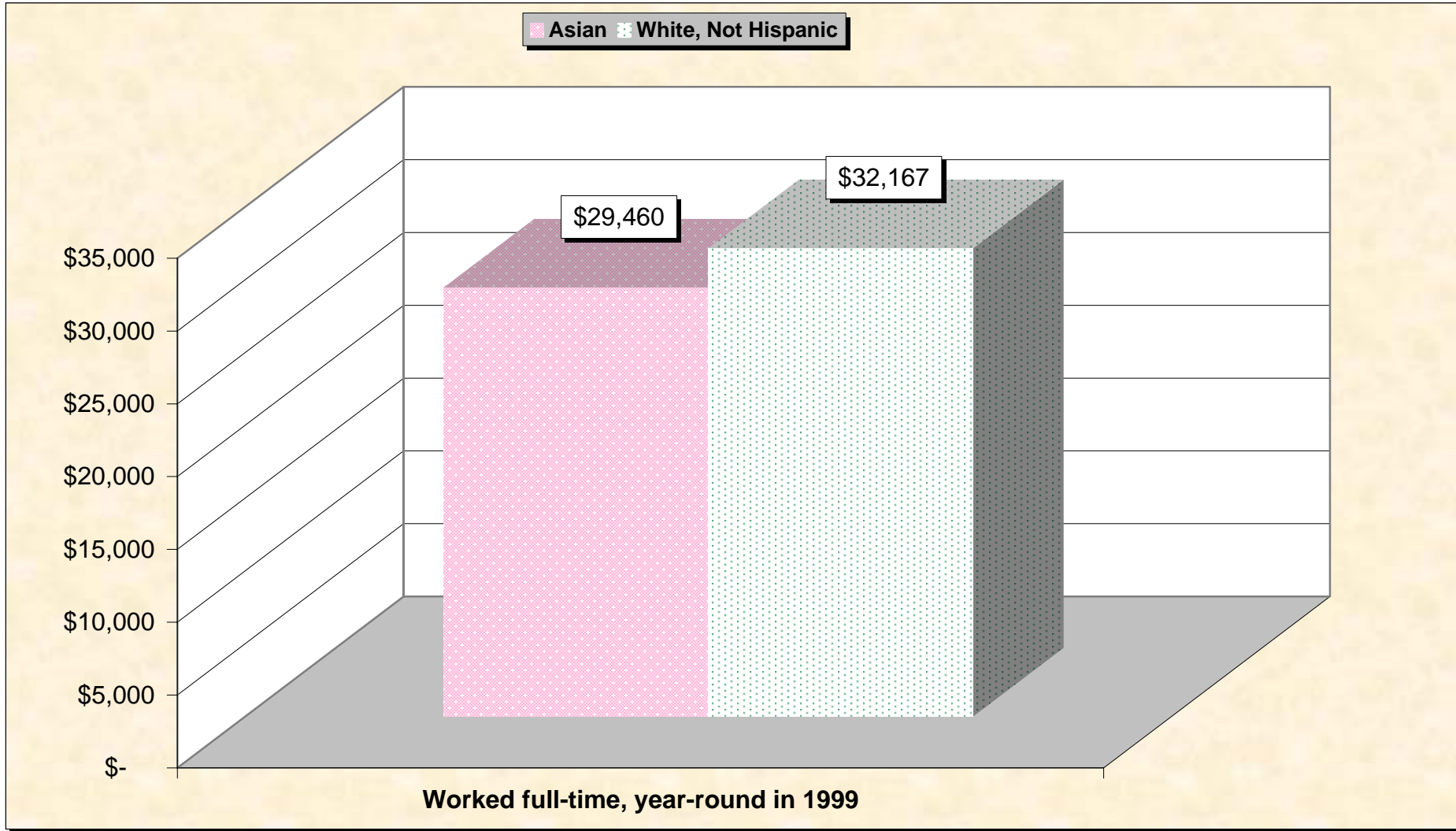
# Chart 9 -- Income in 1999 Below Poverty Level by Age Wisconsin



Source: Data Set: Census 2000 Summary File 3 (SF 3) - Sample Data -- P159D. POVERTY STATUS IN 1999 BY AGE (ASIAN ALONE) [17] - Universe: Asian alone population for whom poverty status is determined; P159I. POVERTY STATUS IN 1999 BY AGE (WHITE ALONE, NOT HISPANIC OR LATINO) [17] - Universe: White alone, not Hispanic or Latino population for whom poverty status is determined.

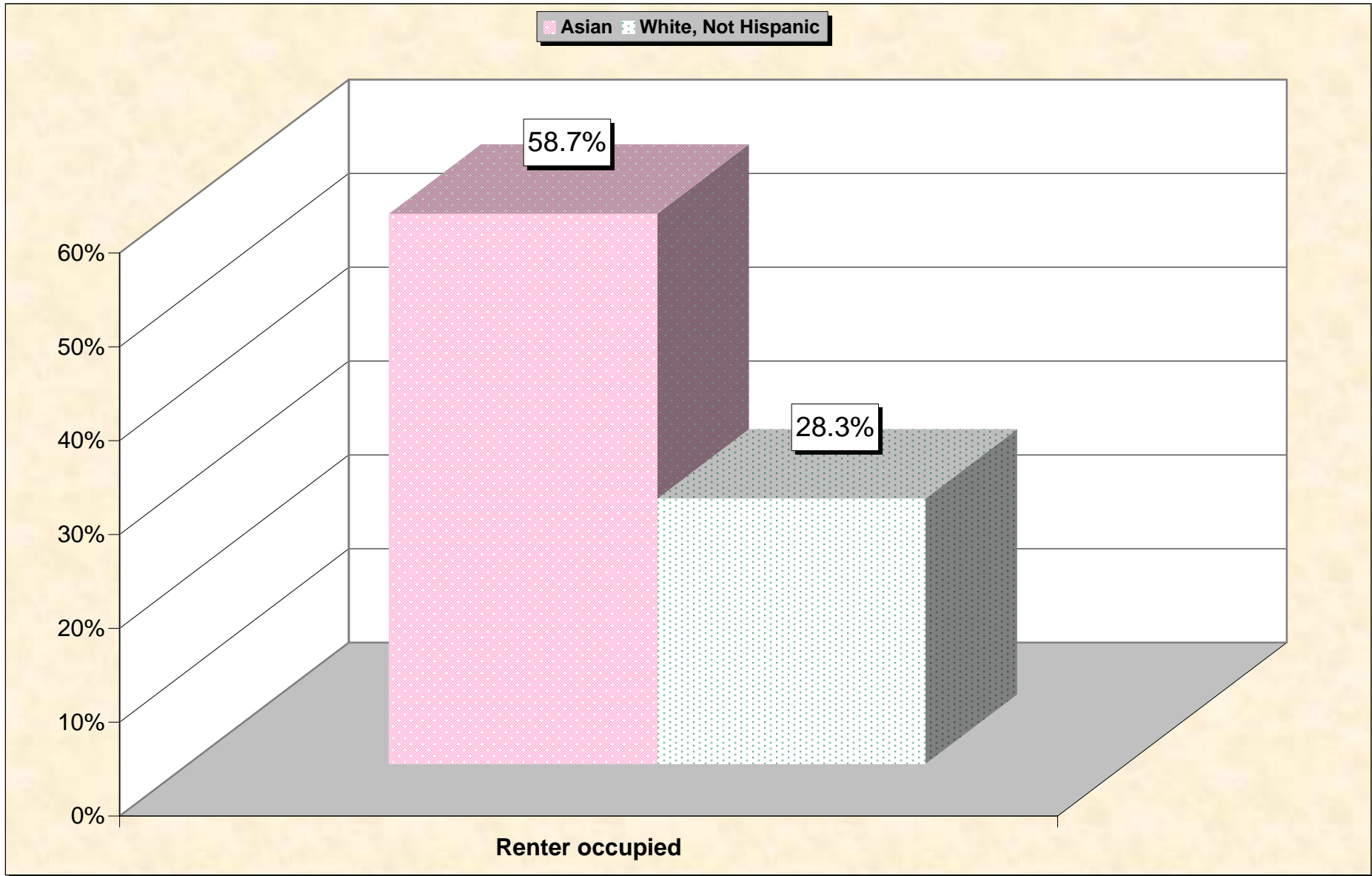
# Chart 10 -- Median Earnings in 1999

## Wisconsin



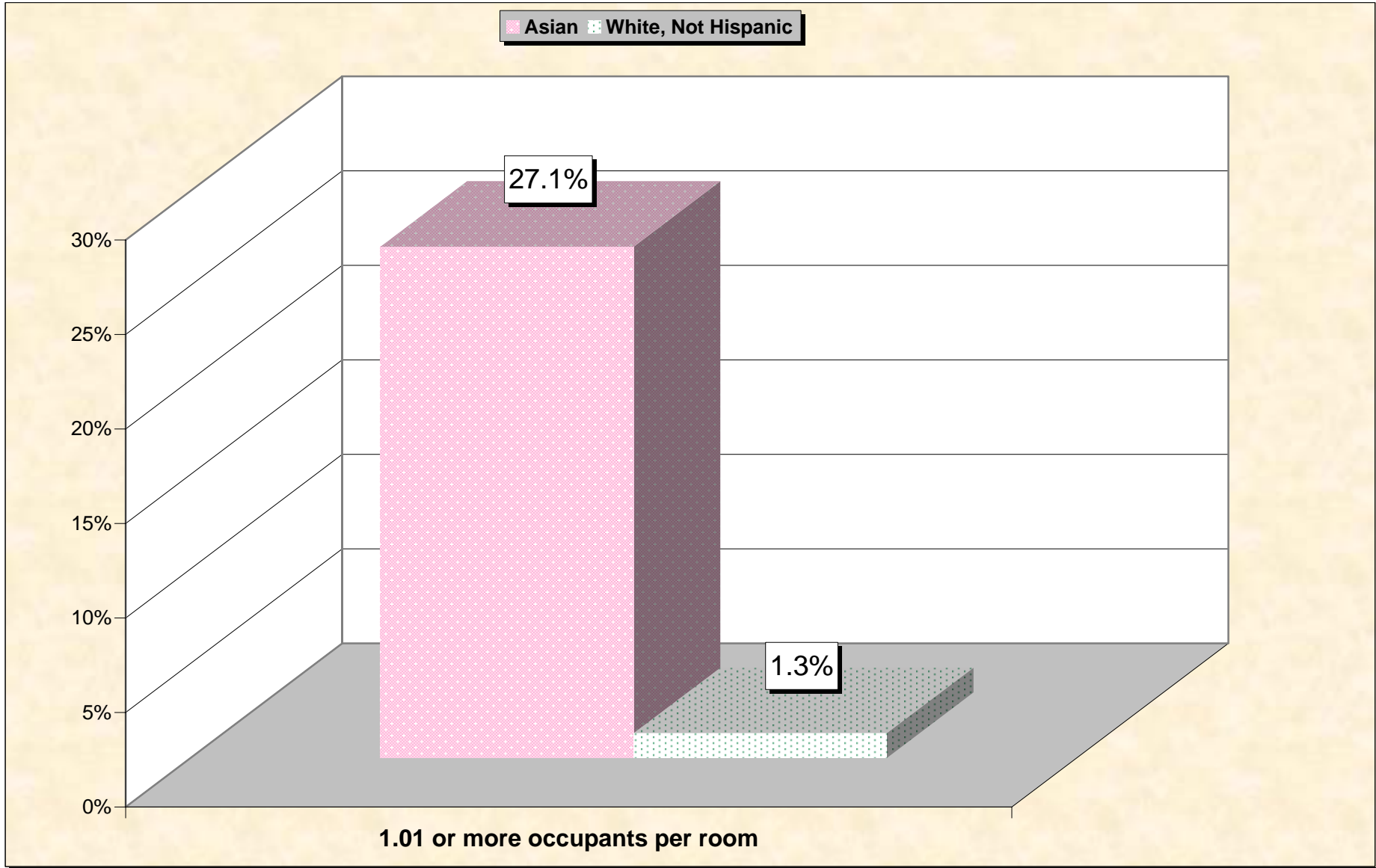
Source: Data Set: Census 2000 Summary File 3 (SF 3) - Sample Data -- PCT74D. MEDIAN EARNINGS IN 1999 (DOLLARS) BY WORK EXPERIENCE IN 1999 BY SEX FOR THE POPULATION 16 YEARS AND OVER WITH EARNINGS (ASIAN ALONE) [6] - Universe: Asian alone population 16 years and over with earnings in 1999; PCT74I. MEDIAN EARNINGS IN 1999 (DOLLARS) BY WORK EXPERIENCE IN 1999 BY SEX FOR THE POPULATION 16 YEARS AND OVER WITH EARNINGS (WHITE ALONE, NOT HISPANIC OR LATINO) [6] - Universe: White alone, not Hispanic or Latino population 16 years and over with earnings in 1999

# Chart 11 -- Renter-Occupied Housing Wisconsin



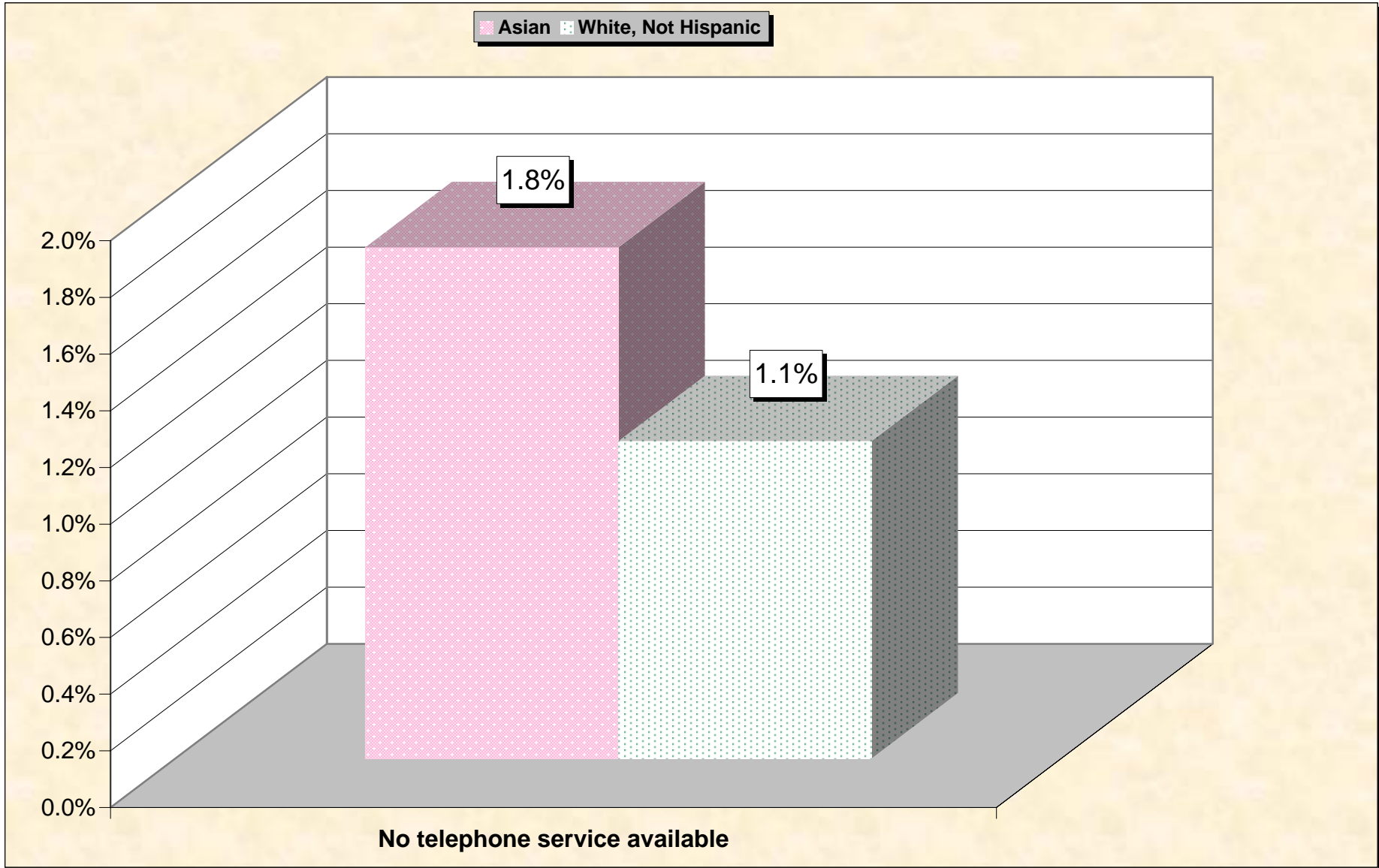
Source: Data Set: Census 2000 Summary File 3 (SF 3) - Sample Data -- H11. TENURE BY RACE OF HOUSEHOLDER [17] - Universe: Occupied housing units; H13. TENURE (WHITE ALONE, NOT HISPANIC OR LATINO HOUSEHOLDER) [3] - Universe: Occupied housing units with a householder who is White alone, not Hispanic or Latino.

# Chart 12 -- Occupants Per Room (Crowding) by Household Wisconsin



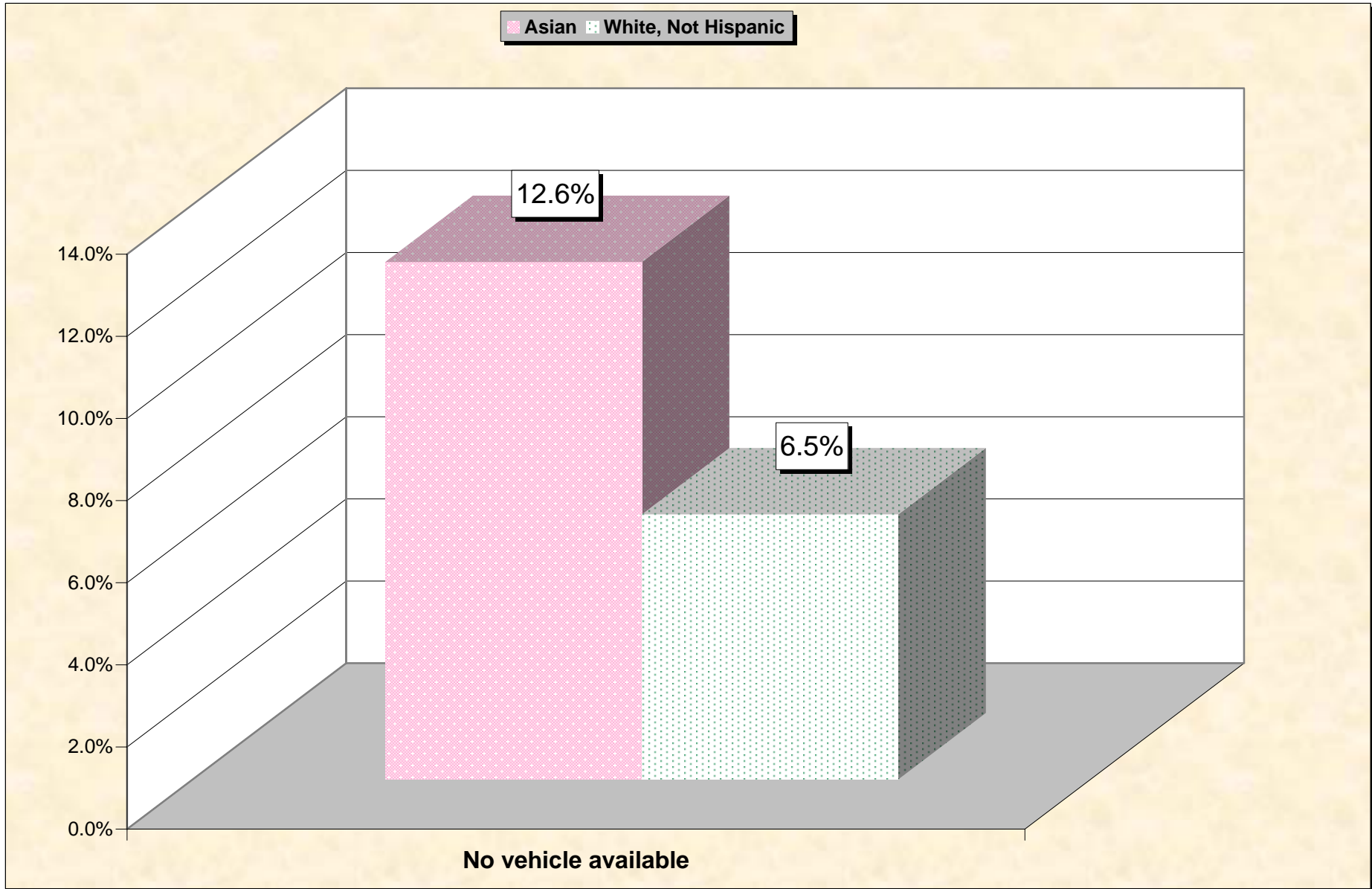
Source: Data Set: Census 2000 Summary File 3 (SF 3) - Sample Data -- HCT29D. OCCUPANTS PER ROOM (ASIAN ALONE HOUSEHOLDER) [3] - Universe: Occupied housing units with a householder who is Asian alone; HCT29I. OCCUPANTS PER ROOM (WHITE ALONE, NOT HISPANIC OR LATINO HOUSEHOLDER) [3] - Universe: Occupied housing units with a householder who is White alone, not Hispanic or Latino

# Chart 13 -- Lack of Telephone Service by Household Wisconsin



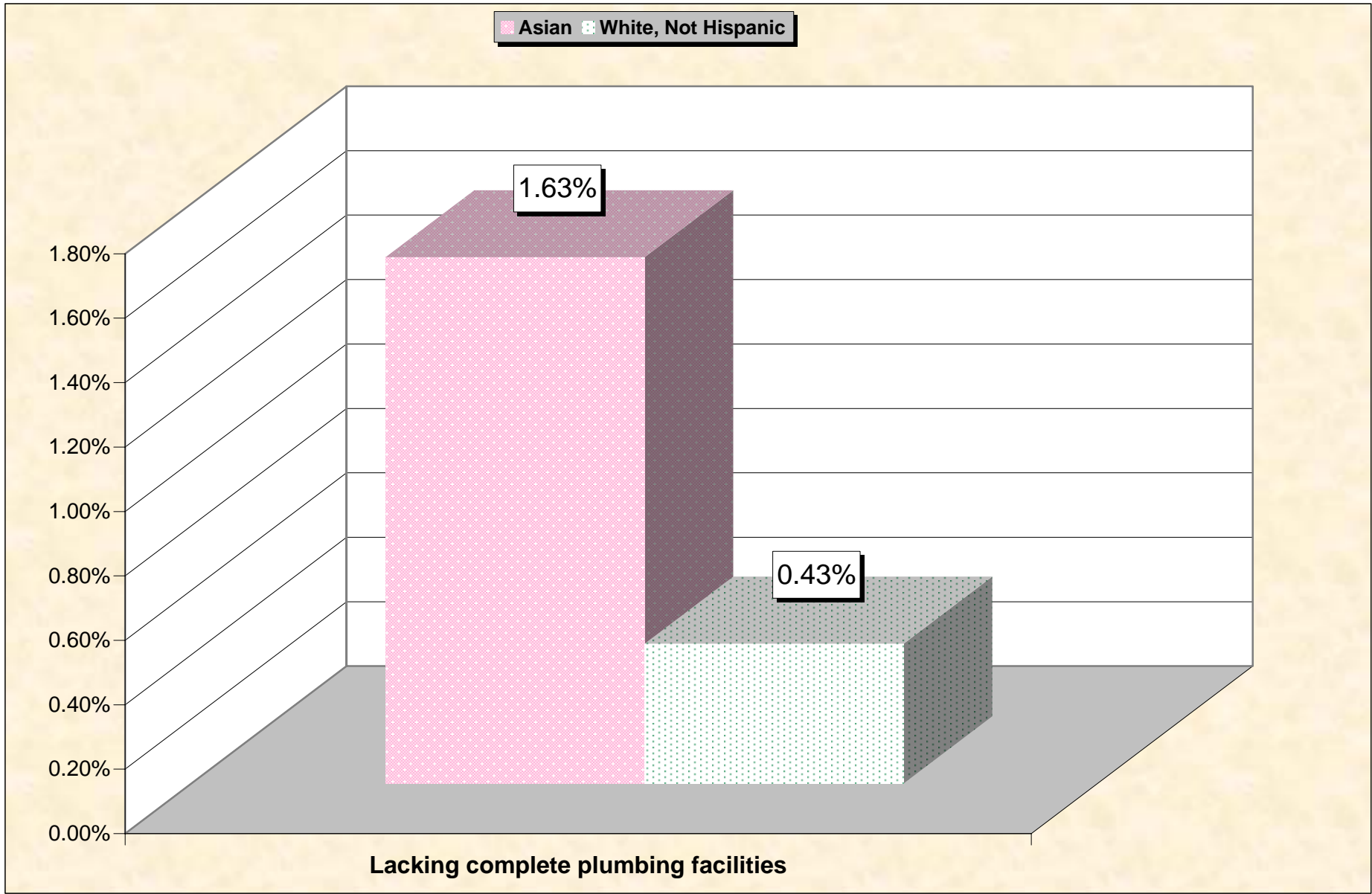
Source: Data Set: Census 2000 Summary File 3 (SF 3) - Sample Data -- HCT32D. TELEPHONE SERVICE AVAILABLE (ASIAN ALONE HOUSEHOLDER) [3] - Universe: Occupied housing units with a householder who is Asian alone; HCT32I. TELEPHONE SERVICE AVAILABLE (WHITE ALONE, NOT HISPANIC OR LATINO HOUSEHOLDER) [3] - Universe: Occupied housing units with a householder who is White alone, not Hispanic or Latino

# Chart 14 -- Lack of Vehicle By Household Wisconsin



Source: Data Set: Census 2000 Summary File 3 (SF 3) - Sample Data -- HCT33D. VEHICLES AVAILABLE (ASIAN ALONE HOUSEHOLDER) [3] - Universe: Occupied housing units with a householder who is Asian alone;; HCT33I. VEHICLES AVAILABLE (WHITE ALONE, NOT HISPANIC OR LATINO HOUSEHOLDER) [3] - Universe: Occupied housing units with a householder who is White alone, not Hispanic or Latino

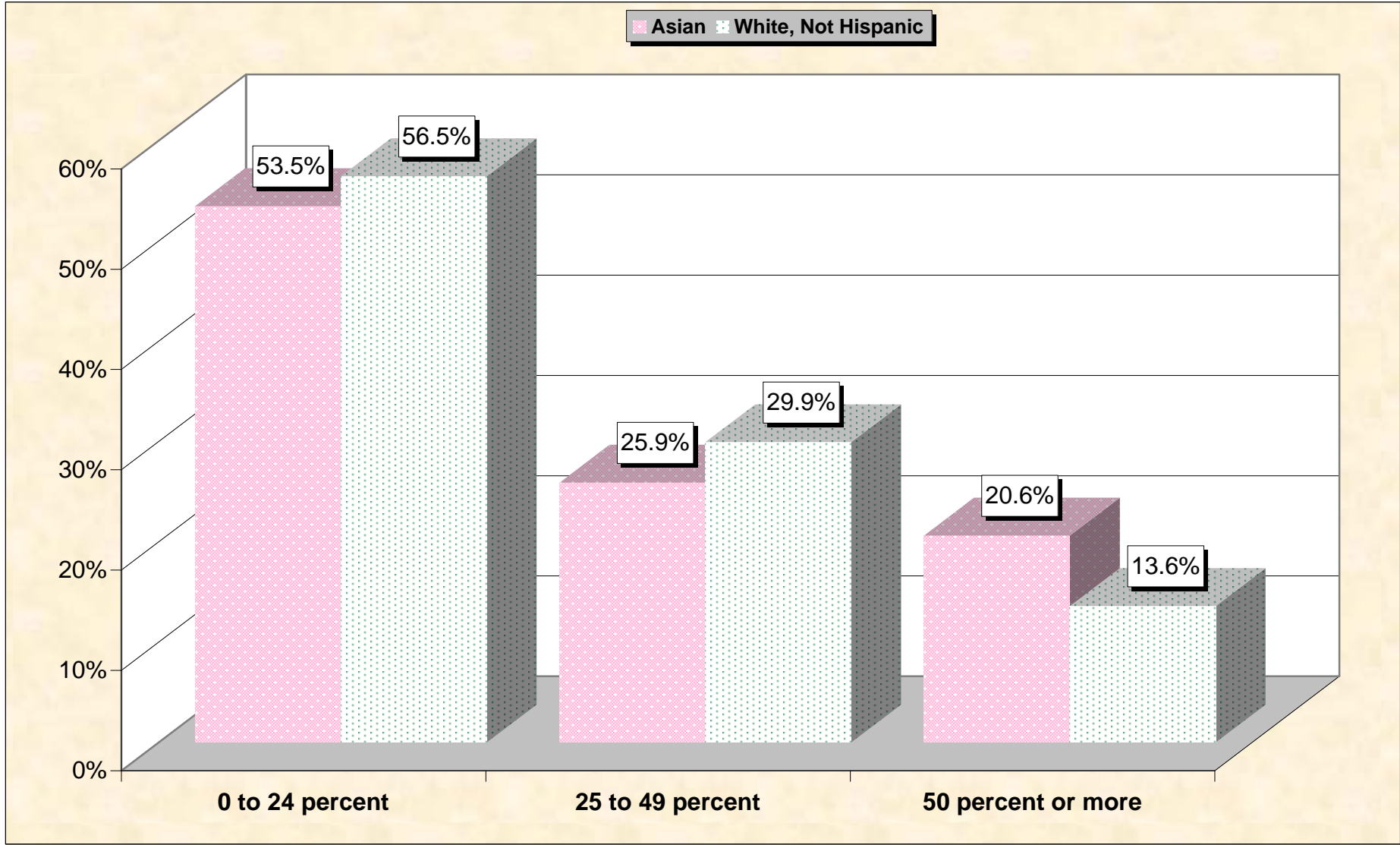
# Chart 15 -- Lack of Plumbing By Household Wisconsin



Source: Data Set: Census 2000 Summary File 3 (SF 3) - Sample Data -- HCT34D. PLUMBING FACILITIES (ASIAN ALONE HOUSEHOLDER) [3] - Universe: Occupied housing units with a householder who is Asian alone; HCT34I. PLUMBING FACILITIES (WHITE ALONE, NOT HISPANIC OR LATINO HOUSEHOLDER) [3] - Universe: Occupied housing units with a householder who is White alone, not Hispanic or Latino.

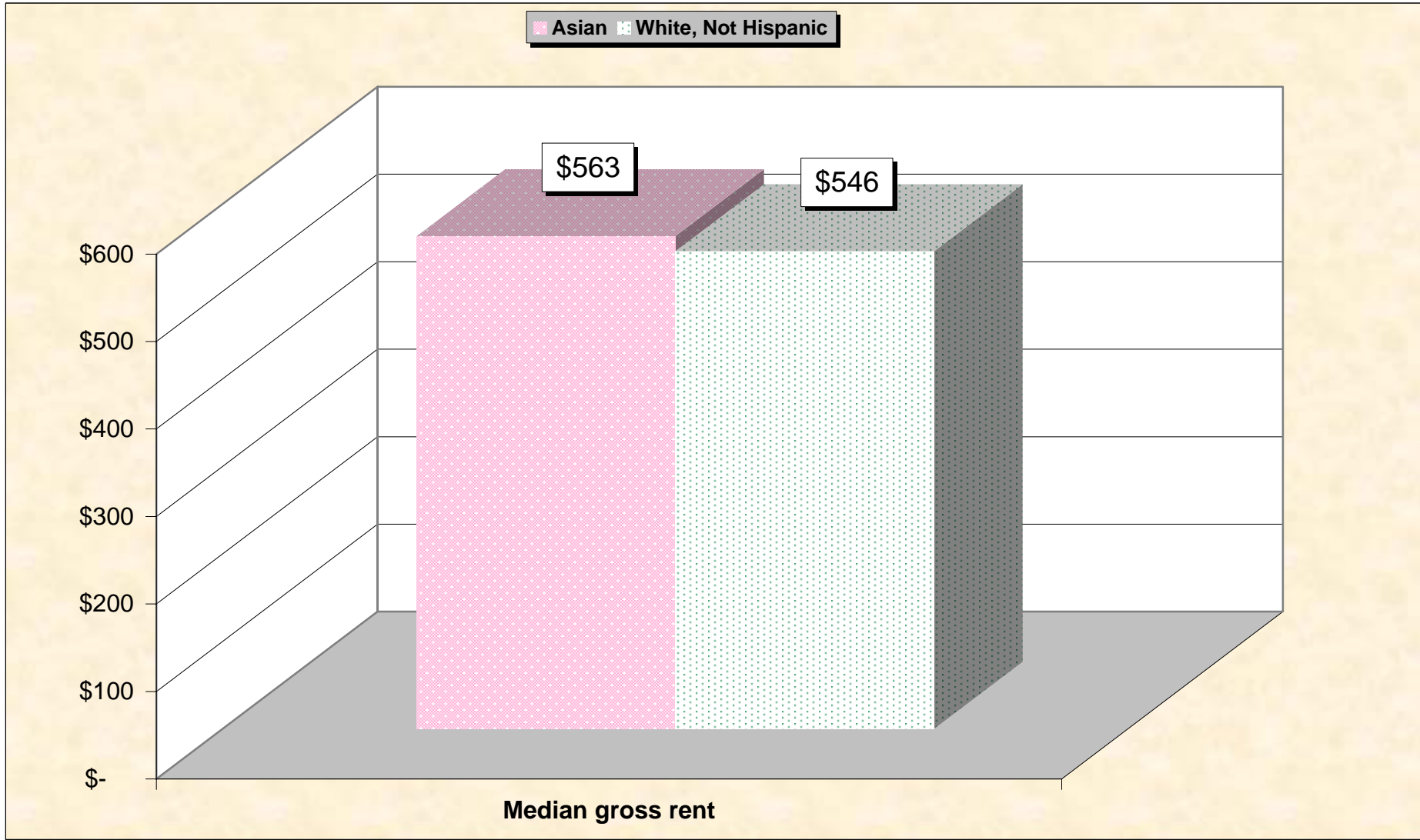


# Chart 16 -- Gross Rent as a Percentage of Household Income in 1999 Wisconsin



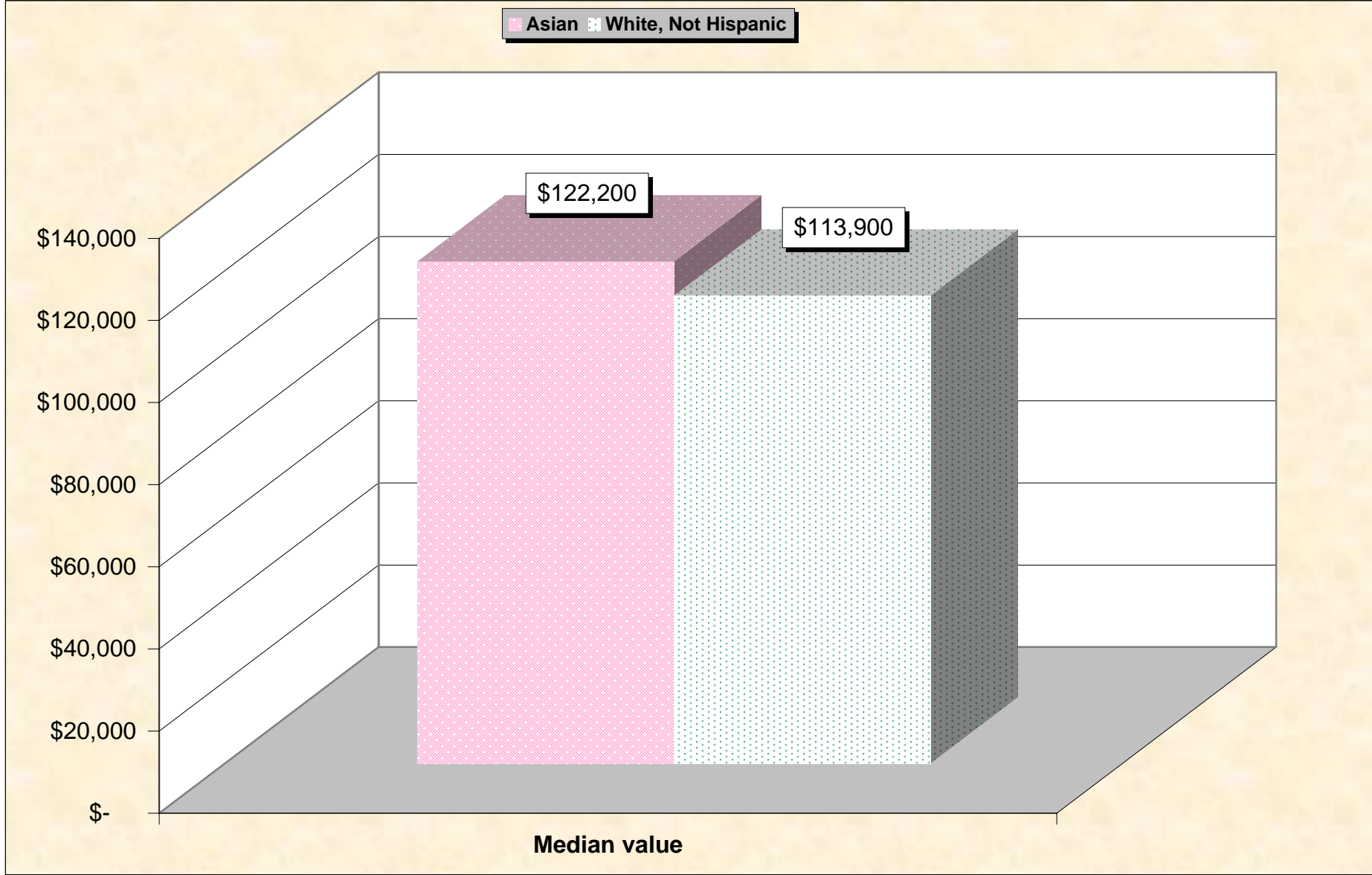
Source: Data Set: Census 2000 Summary File 3 (SF 3) - Sample Data -- HCT39D. GROSS RENT AS A PERCENTAGE OF HOUSEHOLD INCOME IN 1999 (ASIAN ALONE HOUSEHOLDER) [11] - Universe: Specified renter-occupied housing units with a householder who is Asian alone; HCT39I. GROSS RENT AS A PERCENTAGE OF HOUSEHOLD INCOME IN 1999 (WHITE ALONE, NOT HISPANIC OR LATINO HOUSEHOLDER) [11] - Universe: Specified renter-occupied housing units with a householder who is White alone, not Hispanic or Latino.

# Chart 17 -- Median Gross Rent By Household Wisconsin



Source: Data Set: Census 2000 Summary File 3 (SF 3) - Sample Data -- HCT37D. MEDIAN GROSS RENT (DOLLARS) (ASIAN ALONE HOUSEHOLDER) [1] - Universe: Specified renter-occupied housing units paying cash rent with a householder who is Asian alone; HCT37I. MEDIAN GROSS RENT (DOLLARS) (WHITE ALONE, NOT HISPANIC OR LATINO HOUSEHOLDER) [1] - Universe: Specified renter-occupied housing units paying cash rent with a householder who is White alone, not Hispanic or Latino

# Chart 18 -- Median Home Value By Household Wisconsin



Source: Data Set: Census 2000 Summary File 3 (SF 3) - Sample Data -- HCT42D. MEDIAN VALUE (DOLLARS) (ASIAN ALONE HOUSEHOLDER) [1] - Universe: Specified owner-occupied housing units with a householder who is Asian alone; HCT42I. MEDIAN VALUE (DOLLARS) (WHITE ALONE, NOT HISPANIC OR LATINO HOUSEHOLDER) [1] - Universe: Specified owner-occupied housing units with a householder who is White alone, not Hispanic or Latino

## HOUSEHOLDS BY AGE OF HOUSEHOLDER BY HOUSEHOLD TYPE (INCLUDING LIVING ALONE) BY PRESENCE OF OWN CHILDREN UNDER 18 YEARS

Source data for Chart 1

	Asian Wisconsin	White, Not Hispanic Wisconsin
Total:	21,574	1,888,577
Householder 15 to 64 years:	20,455	1,455,342
Family households:	14,590	1,029,483
Married-couple family:	12,258	856,017
With own children under 18 years	8,870	462,000
No own children under 18 years	3,388	394,017
Other family:	2,332	173,466
Male householder, no wife present:	860	55,770
With own children under 18 years	390	34,121
No own children under 18 years	470	21,649
Female householder, no husband present:	1,472	117,696
With own children under 18 years	1,111	85,003
No own children under 18 years	361	32,693
Nonfamily households:	5,865	425,859
Householder living alone	4,203	311,379
Householder not living alone	1,662	114,480
Householder 65 years and over:	1,119	433,235
Family households:	784	225,250
Married-couple family:	619	197,043
With own children under 18 years	61	868
No own children under 18 years	558	196,175
Other family:	165	28,207
Male householder, no wife present:	33	6,396
With own children under 18 years	12	101
No own children under 18 years	21	6,295
Female householder, no husband present:	132	21,811
With own children under 18 years	3	22
No own children under 18 years	129	21,789
Nonfamily households:	335	207,985
Householder living alone	331	201,620
Householder not living alone	4	6,365

Source: Data Set: Census 2000 Summary File 3 (SF 3) - Sample Data - P146D. HOUSEHOLDS BY AGE OF HOUSEHOLDER BY HOUSEHOLD TYPE (INCLUDING LIVING ALONE) BY PRESENCE OF OWN CHILDREN UNDER 18 YEARS (ASIAN ALONE HOUSEHOLDER) [31] - Universe: Households with a householder who is Asian alone; P146I. HOUSEHOLDS BY AGE OF HOUSEHOLDER BY HOUSEHOLD TYPE (INCLUDING LIVING ALONE) BY PRESENCE OF OWN CHILDREN UNDER 18 YEARS (WHITE ALONE, NOT HISPANIC OR LATINO HOUSEHOLDER) [31] - Universe: Households with a householder who is White alone, not Hispanic or Latino.

## SCHOOL ENROLLMENT BY LEVEL OF SCHOOL BY TYPE OF SCHOOL FOR THE POPULATION 3 YEARS AND OVER

### Source data for Chart 2

	Asian Wisconsin	White, Not Hispanic Wisconsin
Total:	78,402	4,530,114
Enrolled in nursery school, preschool:	2,055	69,814
Public school	1,373	35,922
Private school	682	33,892
Enrolled in kindergarten:	2,061	60,932
Public school	1900	48,935
Private school	161	11,997
Enrolled in grade 1 to grade 8:	15,528	517,411
Public school	14,504	424,165
Private school	1024	93,246
Enrolled in grade 9 to grade 12:	7,385	273,420
Public school	6,975	248,474
Private school	410	24,946
Enrolled in college:	10,549	285,463
Public school	8,426	228,710
Private school	2123	56,753
Not enrolled in school	40,824	3,323,074

*Source: Data Set: Census 2000 Summary File 3 (SF 3) - Sample Data - P146D. HOUSEHOLDS BY AGE OF HOUSEHOLDER BY HOUSEHOLD TYPE (INCLUDING LIVING ALONE) BY PRESENCE OF OWN CHILDREN UNDER 18 YEARS (ASIAN ALONE HOUSEHOLDER) [31] - Universe: Households with a householder who is Asian alone; P146I. HOUSEHOLDS BY AGE OF HOUSEHOLDER BY HOUSEHOLD TYPE (INCLUDING LIVING ALONE) BY PRESENCE OF OWN CHILDREN UNDER 18 YEARS (WHITE ALONE, NOT HISPANIC OR LATINO HOUSEHOLDER) [31] - Universe: Households with a householder who is White alone, not Hispanic or Latino.*

## SEX BY EDUCATIONAL ATTAINMENT FOR THE POPULATION 25 YEARS AND OVER

### Source data for Chart 3

	Asian Wisconsin	White, Not Hispanic Wisconsin
Total:	39,469	3,151,316
Male:	18,699	1,522,410
Less than 9th grade	2,646	70,087
9th to 12th grade, no diploma	1,295	136,729
High school graduate (includes equivalency)	2,538	525,652
Some college, no degree	2,236	311,490
Associate degree	963	113,672
Bachelor's degree	3,611	239,836
Graduate or professional degree	5,410	124,944
Female:	20,770	1,628,906
Less than 9th grade	5,025	74,631
9th to 12th grade, no diploma	1,616	129,824
High school graduate (includes equivalency)	2,924	588,923
Some college, no degree	2,216	341,859
Associate degree	1,037	129,361
Bachelor's degree	4,393	261,199
Graduate or professional degree	3,559	103,109

Source: Data Set: Census 2000 Summary File 3 (SF 3) - Sample Data -- P148D. SEX BY EDUCATIONAL ATTAINMENT FOR THE POPULATION 25 YEARS AND OVER (ASIAN ALONE) [17]  
 - Universe: Asian alone population 25 years and over; P148I. SEX BY EDUCATIONAL ATTAINMENT FOR THE POPULATION 25 YEARS AND OVER (WHITE ALONE, NOT HISPANIC OR LATINO) [17] - Universe: White alone, not Hispanic or Latino population 25 years and over.

## SEX BY EMPLOYMENT STATUS FOR THE POPULATION 16 YEARS AND OVER

Source data for Charts 4 and 5

	Asian Wisconsin	White, Not Hispanic Wisconsin
Total:	54,344	3,718,446
Male:	26,404	1,811,553
In labor force:	18,338	1,366,125
In Armed Forces	21	2,178
Civilian:	18,317	1,363,947
Employed	17,153	1,303,835
Unemployed	1,164	60,112
Not in labor force	8,066	445,428
Female:	27,940	1,906,893
In labor force:	16,414	1,229,238
In Armed Forces	20	392
Civilian:	16,394	1,228,846
Employed	15,427	1,187,589
Unemployed	967	41,257
Not in labor force	11,526	677,655

*Source: Data Set: Census 2000 Summary File 3 (SF 3) - Sample Data -- P150D. SEX BY EMPLOYMENT STATUS FOR THE POPULATION 16 YEARS AND OVER (ASIAN ALONE) [15] - Universe: Asian alone population 16 years and over; P150I. SEX BY EMPLOYMENT STATUS FOR THE POPULATION 16 YEARS AND OVER (WHITE ALONE, NOT HISPANIC OR LATINO) [15] - Universe: White alone, not Hispanic or Latino population 16 years and over*

## HOUSEHOLD INCOME IN 1999

### Source data for Chart 6

	Asian Wisconsin	White, Not Hispanic Wisconsin
Total:	21,574	1,888,577
Less than \$10,000	3,074	115,274
\$10,000 to \$14,999	1,230	105,352
\$15,000 to \$19,999	1,227	110,945
\$20,000 to \$24,999	1,368	121,675
\$25,000 to \$29,999	1,300	121,280
\$30,000 to \$34,999	1,304	125,802
\$35,000 to \$39,999	1,329	117,836
\$40,000 to \$44,999	1,271	118,391
\$45,000 to \$49,999	1,107	109,153
\$50,000 to \$59,999	1,870	205,177
\$60,000 to \$74,999	2,118	237,934
\$75,000 to \$99,999	1,899	213,638
\$100,000 to \$124,999	1,012	89,873
\$125,000 to \$149,999	453	36,848
\$150,000 to \$199,999	421	28,808
\$200,000 or more	591	30,591

*Source: Data Set: Census 2000 Summary File 3 (SF 3) - Sample Data -- P151D. HOUSEHOLD INCOME IN 1999 (ASIAN ALONE HOUSEHOLDER) [17] - Universe: Households with a householder who is Asian alone; P151I. HOUSEHOLD INCOME IN 1999 (WHITE ALONE, NOT HISPANIC OR LATINO HOUSEHOLDER) [17] - Universe: Households with a householder who is White alone, not Hispanic or Latino*



## MEDIAN FAMILY INCOME IN 1999

### Source data for Chart 7

	Asian Wisconsin	White, Not Hispanic Wisconsin
Median family income in 1999	\$ 45,543	\$ 54,974

Source: Data Set: Census 2000 Summary File 3 (SF 3) - Sample Data -- P155D. MEDIAN FAMILY INCOME IN 1999 (DOLLARS) (ASIAN ALONE HOUSEHOLDER) [1] - Universe: Families with a householder who is Asian alone ; P155I. MEDIAN FAMILY INCOME IN 1999 (DOLLARS) (WHITE ALONE, NOT HISPANIC OR LATINO HOUSEHOLDER) [1] - Universe: Families with a householder who is White alone, not Hispanic or Latino

## PER CAPITA INCOME IN 1999

### Source data for Chart 8

	Asian Wisconsin	White, Not Hispanic Wisconsin
Per capita income in 1999	\$ 14,962	\$ 22,548

Source: Data Set: Census 2000 Summary File 3 (SF 3) - Sample Data -- P157D. PER CAPITA INCOME IN 1999 (DOLLARS) (ASIAN ALONE) [1] - Universe: Asian alone population; P157I. PER CAPITA INCOME IN 1999 (DOLLARS) (WHITE ALONE, NOT HISPANIC OR LATINO) [1] - Universe: White alone, not Hispanic or Latino population

## POVERTY STATUS IN 1999 BY AGE

### Source data for Chart 9

	Asian Wisconsin	White, Not Hispanic Wisconsin
Total:	81,233	4,565,516
Income in 1999 below poverty level:	16,119	287,689
Under 5 years	1,536	19,730
5 years	373	4,022
6 to 11 years	2,946	24,219
12 to 17 years	2,492	23,021
18 to 64 years	8,331	172,224
65 to 74 years	274	15,893
75 years and over	167	28,580
Income in 1999 at or above poverty level:	65,114	4,277,827
Under 5 years	6,490	243,602
5 years	1,289	52,242
6 to 11 years	8,402	343,643
12 to 17 years	8,401	377,351
18 to 64 years	38,012	2,670,236
65 to 74 years	1,663	317,807
75 years and over	857	272,946

Source: Data Set: Census 2000 Summary File 3 (SF 3) - Sample Data -- P159D. POVERTY STATUS IN 1999 BY AGE (ASIAN ALONE) [17] - Universe: Asian alone population for whom poverty status is determined; P159I. POVERTY STATUS IN 1999 BY AGE (WHITE ALONE, NOT HISPANIC OR LATINO) [17] - Universe: White alone, not Hispanic or Latino population for whom poverty status is determined.

## MEDIAN EARNINGS IN 1999

### Source data for Chart 10

	Asian Wisconsin	White, Not Hispanic Wisconsin
Median earnings in 1999 --		
Worked full-time, year-round in 1999 --		
Total	\$ 29,460	\$ 32,167
Male	\$ 32,698	\$ 37,719
Female	\$ 24,031	\$ 26,062
Other --		
Total	\$ 9,033	\$ 9,742
Male	\$ 10,604	\$ 10,596
Female	\$ 8,075	\$ 9,260

Source: Data Set: Census 2000 Summary File 3 (SF 3) - Sample Data -- PCT74D. MEDIAN EARNINGS IN 1999 (DOLLARS) BY WORK EXPERIENCE IN 1999 BY SEX FOR THE POPULATION 16 YEARS AND OVER WITH EARNINGS (ASIAN ALONE) [6] - Universe: Asian alone population 16 years and over with earnings in 1999; PCT74I. MEDIAN EARNINGS IN 1999 (DOLLARS) BY WORK EXPERIENCE IN 1999 BY SEX FOR THE POPULATION 16 YEARS AND OVER WITH EARNINGS (WHITE ALONE, NOT HISPANIC OR LATINO) [6] - Universe: White alone, not Hispanic or Latino population 16 years and over with earnings in 1999

## TENURE BY RACE OF HOUSEHOLDER

### Source data for Chart 11

	Wisconsin
Total:	2,084,544
Owner occupied:	1,426,660
Householder who is White alone	1,364,312
Householder who is Black or African American alone	31,765
Householder who is American Indian and Alaska Native alone	7,517
Householder who is Asian alone	8,757
Householder who is Native Hawaiian and Other Pacific Islander alone	175
Householder who is Some other race alone	7,091
Householder who is Two or more races	7,043
Renter occupied:	657,884
Householder who is White alone	547,182
Householder who is Black or African American alone	66,168
Householder who is American Indian and Alaska Native alone	8,392
Householder who is Asian alone	12,427
Householder who is Native Hawaiian and Other Pacific Islander alone	125
Householder who is Some other race alone	14,317
Householder who is Two or more races	9,273

### White alone, not Hispanic

### White, Not Hispanic

	Wisconsin
Total:	1,888,800
Owner occupied	1,354,472
Renter occupied	534,328

Source: Data Set: Census 2000 Summary File 3 (SF 3) - Sample Data -- H11. TENURE BY RACE OF HOUSEHOLDER [17] - Universe: Occupied housing units; H13. TENURE (WHITE ALONE, NOT HISPANIC OR LATINO HOUSEHOLDER) [3] - Universe: Occupied housing units with a householder who is White alone, not Hispanic or Latino.

## OCCUPANTS PER ROOM

### Source data for Chart 12

	Asian Wisconsin	White, Not Hispanic Wisconsin
Total:	21,184	1,888,800
1.00 or less occupants per room	15,453	1,864,110
1.01 or more occupants per room	5,731	24,690

Source: Data Set: Census 2000 Summary File 3 (SF 3) - Sample Data -- HCT29D. OCCUPANTS PER ROOM (ASIAN ALONE HOUSEHOLDER) [3] - Universe: Occupied housing units with a householder who is Asian alone; HCT29I. OCCUPANTS PER ROOM (WHITE ALONE, NOT HISPANIC OR LATINO HOUSEHOLDER) [3] - Universe: Occupied housing units with a householder who is White alone, not Hispanic or Latino

## TELEPHONE SERVICE AVAILABLE

### Source data for Chart 13

	Asian Wisconsin	White, Not Hispanic Wisconsin
Total:	21,184	1,888,800
With telephone service available	20,802	1,867,651
No telephone service available	382	21,149

Source: Data Set: Census 2000 Summary File 3 (SF 3) - Sample Data -- HCT32D. TELEPHONE SERVICE AVAILABLE (ASIAN ALONE HOUSEHOLDER) [3] - Universe: Occupied housing units with a householder who is Asian alone; HCT32I. TELEPHONE SERVICE AVAILABLE (WHITE ALONE, NOT HISPANIC OR LATINO HOUSEHOLDER) [3] - Universe: Occupied housing units with a householder who is White alone, not Hispanic or Latino

## VEHICLES AVAILABLE

### Source data for Chart 14

	Asian Wisconsin	White, Not Hispanic Wisconsin
Total:	21,184	1,888,800
No vehicle available	2,669	121,917
1 or more vehicles available	18,515	1,766,883

Source: Data Set: Census 2000 Summary File 3 (SF 3) - Sample Data -- HCT33D. VEHICLES AVAILABLE (ASIAN ALONE HOUSEHOLDER) [3] - Universe: Occupied housing units with a householder who is Asian alone;; HCT33I. VEHICLES AVAILABLE (WHITE ALONE, NOT HISPANIC OR LATINO HOUSEHOLDER) [3] - Universe: Occupied housing units with a householder who is White alone, not Hispanic or Latino

## PLUMBING FACILITIES

### Source data for Chart 15

	Asian Wisconsin	White, Not Hispanic Wisconsin
Total:	21,184	1,888,800
Complete plumbing facilities	20,838	1,867,651
Lacking complete plumbing facilities	346	21,149

Source: Data Set: Census 2000 Summary File 3 (SF 3) - Sample Data -- HCT34D. PLUMBING FACILITIES (ASIAN ALONE HOUSEHOLDER) [3] - Universe: Occupied housing units with a householder who is Asian alone; HCT34I. PLUMBING FACILITIES (WHITE ALONE, NOT HISPANIC OR LATINO HOUSEHOLDER) [3] - Universe: Occupied housing units with a householder who is White alone, not Hispanic or Latino.

## GROSS RENT AS A PERCENTAGE OF HOUSEHOLD INCOME IN 1999

### Source data for Chart 16

	Asian Wisconsin	White, Not Hispanic Wisconsin
Total:	12,408	518,664
Less than 10 percent	1175	34,391
10 to 14 percent	1,715	77,575
15 to 19 percent	1929	89,760
20 to 24 percent	1337	76,016
25 to 29 percent	1134	55,898
30 to 34 percent	805	36,270
35 to 39 percent	405	24,309
40 to 49 percent	638	30,837
50 percent or more	2,374	66,918
Not computed	896	26,690

Source: Data Set: Census 2000 Summary File 3 (SF 3) - Sample Data -- HCT39D. GROSS RENT AS A PERCENTAGE OF HOUSEHOLD INCOME IN 1999 (ASIAN ALONE HOUSEHOLDER) [11] - Universe: Specified renter-occupied housing units with a householder who is Asian alone; HCT39I. GROSS RENT AS A PERCENTAGE OF HOUSEHOLD INCOME IN 1999 (WHITE ALONE, NOT HISPANIC OR LATINO HOUSEHOLDER) [11] - Universe: Specified renter-occupied housing units with a householder who is White alone, not Hispanic or Latino.

## MEDIAN GROSS RENT

### Source data for Chart 17

	Asian	White, Not Hispanic
	Wisconsin	Wisconsin
Median gross rent	\$ 563	\$ 546

Source: Data Set: Census 2000 Summary File 3 (SF 3) - Sample Data -- HCT37D. MEDIAN GROSS RENT (DOLLARS) (ASIAN ALONE HOUSEHOLDER) [1] - Universe: Specified renter-occupied housing units paying cash rent with a householder who is Asian alone; HCT37I. MEDIAN GROSS RENT (DOLLARS) (WHITE ALONE, NOT HISPANIC OR LATINO HOUSEHOLDER) [1] - Universe: Specified renter-occupied housing units paying cash rent with a householder who is White alone, not Hispanic or Latino

## MEDIAN HOME VALUE

### Source data for Chart 18

	Asian	White, Not Hispanic
	Wisconsin	Wisconsin
Median value	\$ 122,200	\$ 113,900

Source: Data Set: Census 2000 Summary File 3 (SF 3) - Sample Data -- HCT42D. MEDIAN VALUE (DOLLARS) (ASIAN ALONE HOUSEHOLDER) [1] - Universe: Specified owner-occupied housing units with a householder who is Asian alone; HCT42I. MEDIAN VALUE (DOLLARS) (WHITE ALONE, NOT HISPANIC OR LATINO HOUSEHOLDER) [1] - Universe: Specified owner-occupied housing units with a householder who is White alone, not Hispanic or Latino