

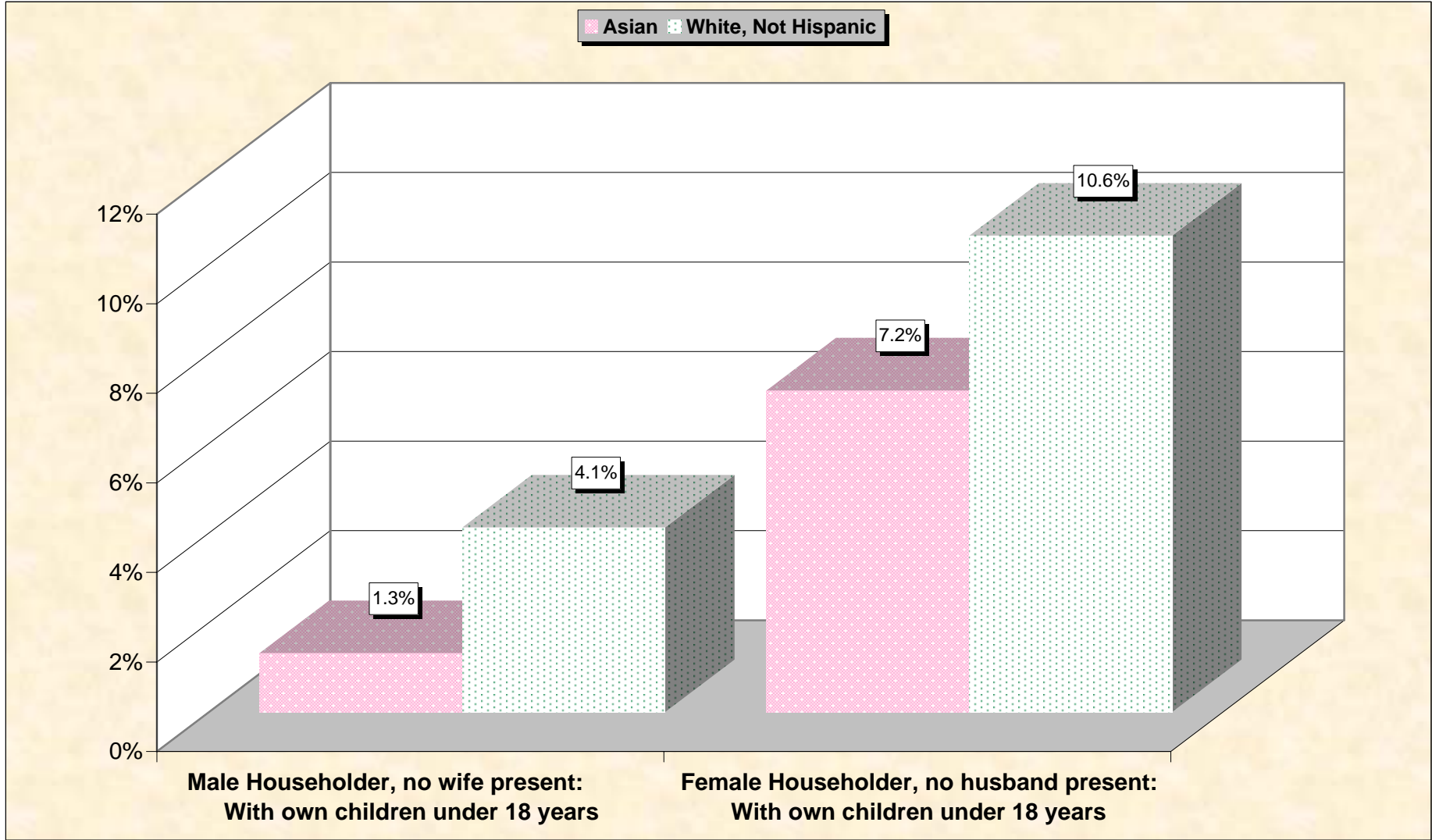
Selected Socio-Economic Data

Vermont

Asian and White, Not Hispanic

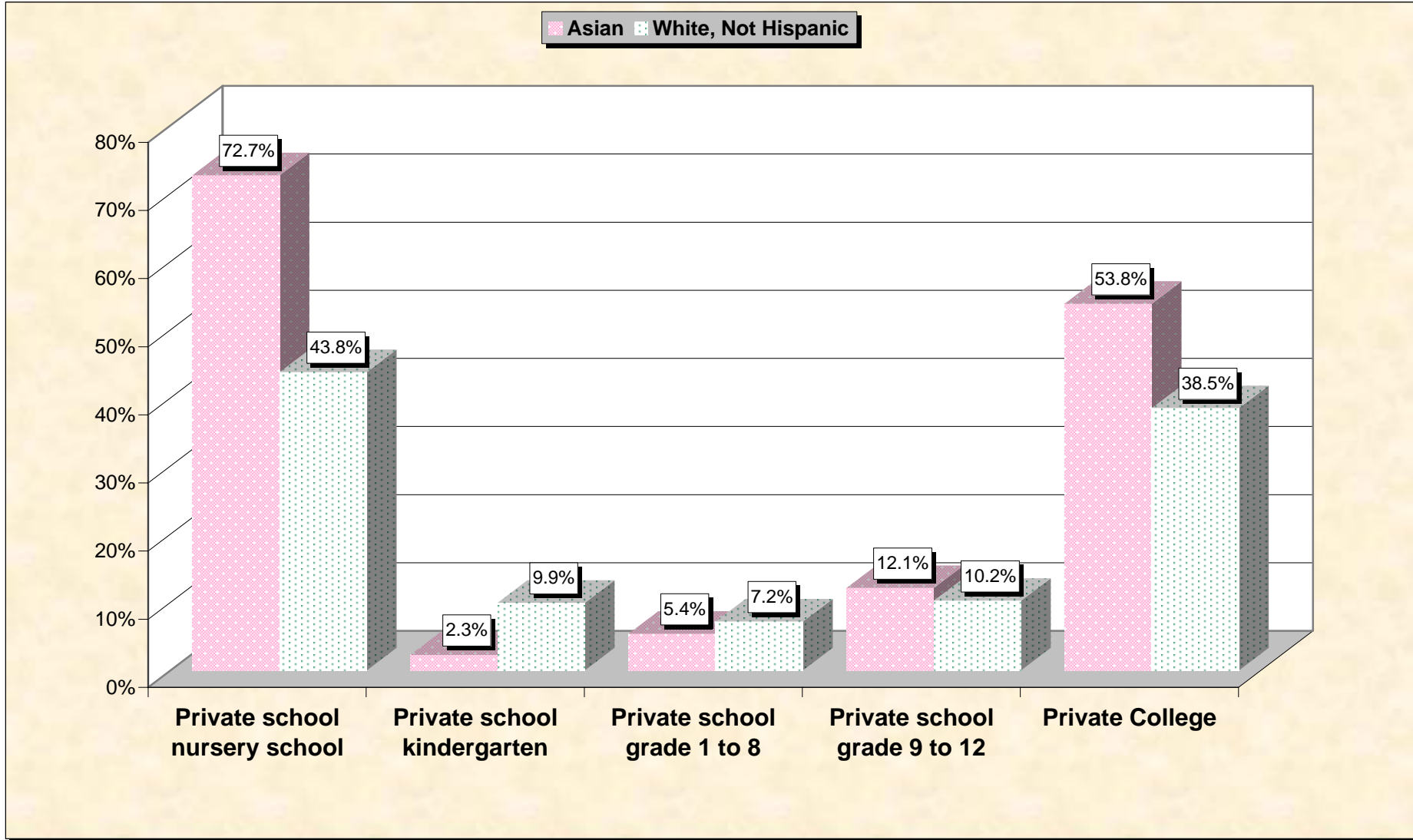
Data Set: Census 2000 Summary File 3 (SF 3) - Sample Data

Chart 1 -- Single-Parent Family Households (Householder 15 to 64 years) Vermont



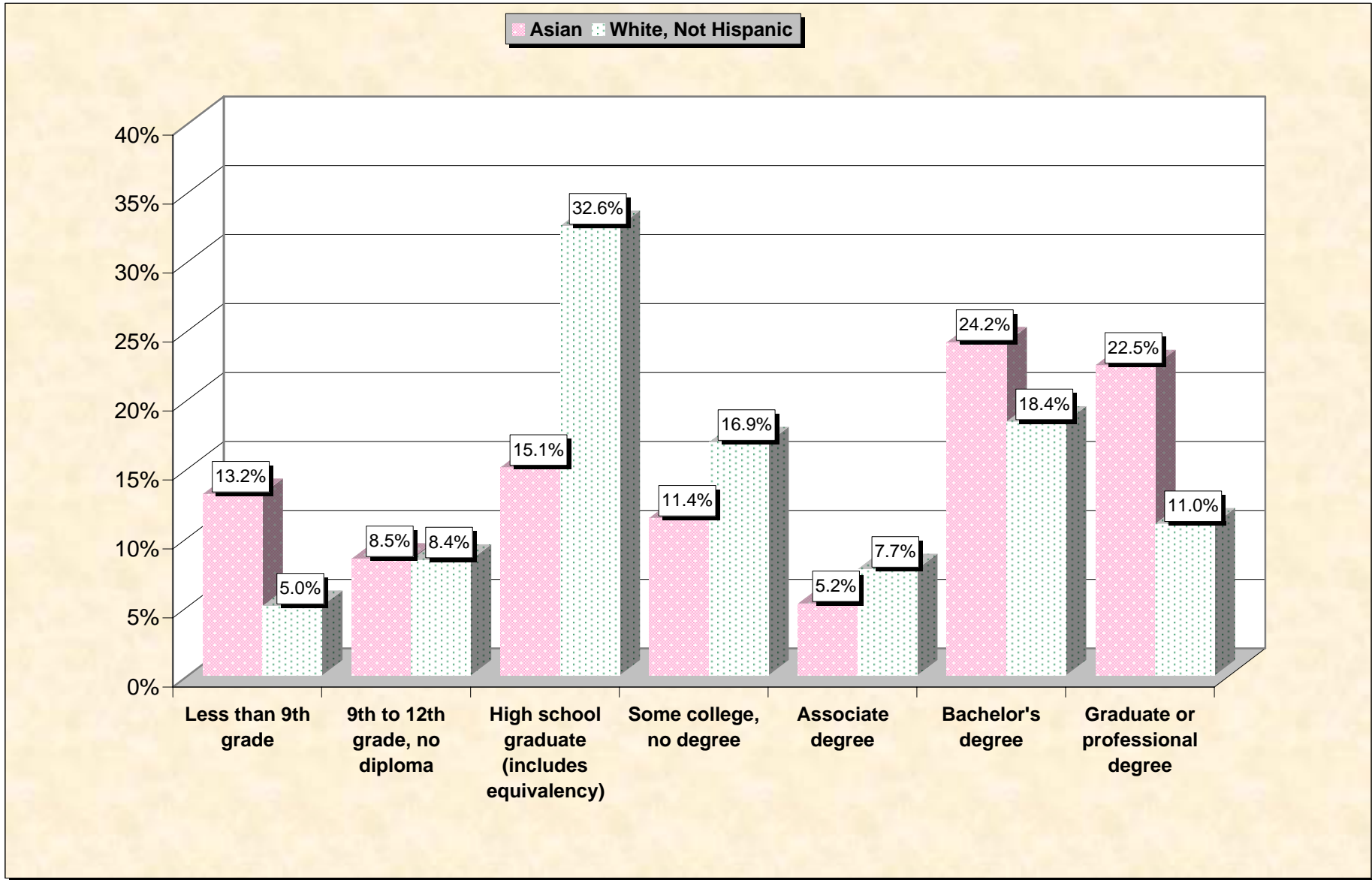
Source: Data Set: Census 2000 Summary File 3 (SF 3) - Sample Data - P146D. HOUSEHOLDS BY AGE OF HOUSEHOLDER BY HOUSEHOLD TYPE (INCLUDING LIVING ALONE) BY PRESENCE OF OWN CHILDREN UNDER 18 YEARS (ASIAN ALONE HOUSEHOLDER) [31] - Universe: Households with a householder who is Asian alone; P146I. HOUSEHOLDS BY AGE OF HOUSEHOLDER BY HOUSEHOLD TYPE (INCLUDING LIVING ALONE) BY PRESENCE OF OWN CHILDREN UNDER 18 YEARS (WHITE ALONE, NOT HISPANIC OR LATINO HOUSEHOLDER) [31] - Universe: Households with a householder who is White alone, not Hispanic or Latino.

Chart 2 -- Private School Enrollment (3 years and over) Vermont



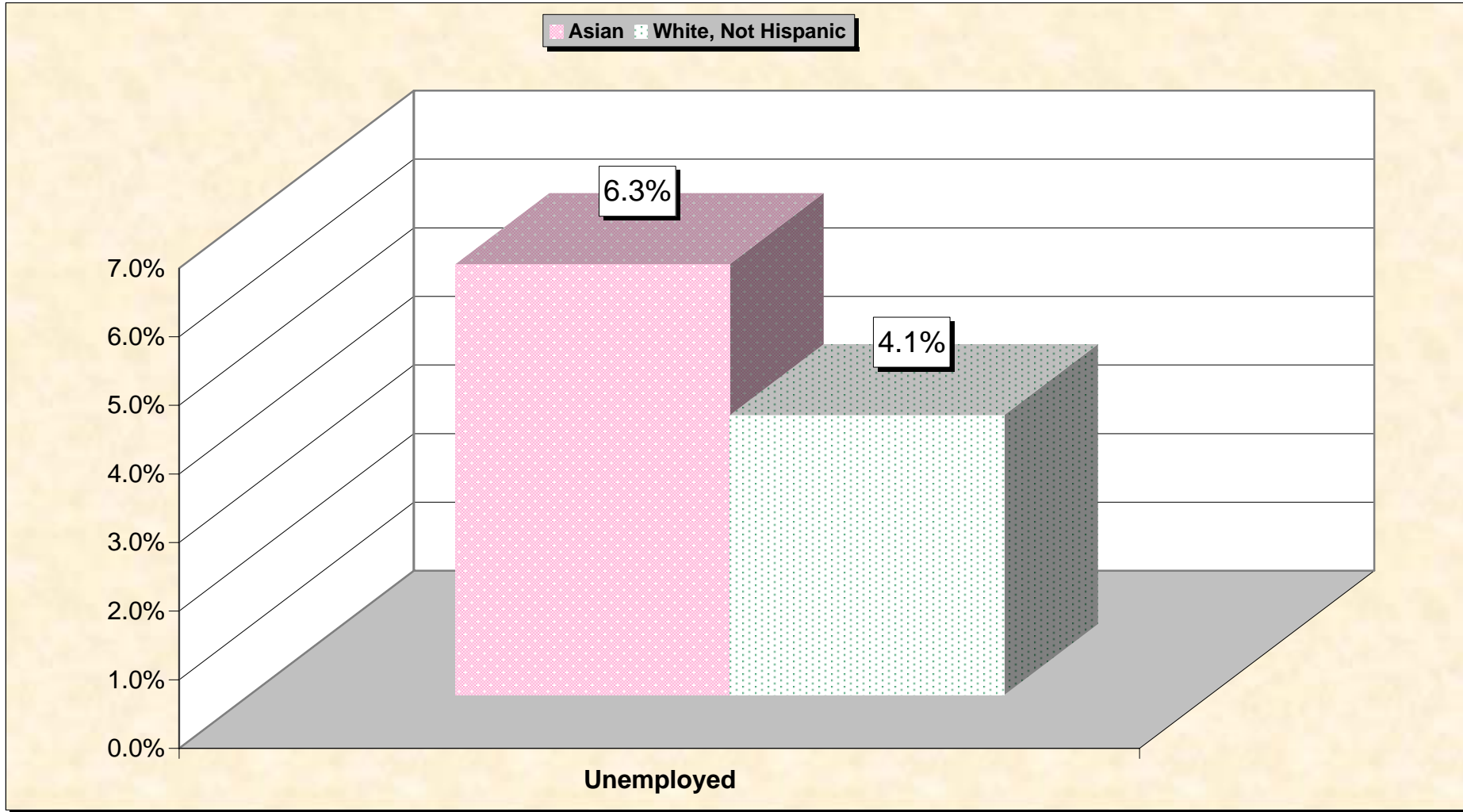
Source: Data Set: Census 2000 Summary File 3 (SF 3) - Sample Data -- P147D. SCHOOL ENROLLMENT BY LEVEL OF SCHOOL BY TYPE OF SCHOOL FOR THE POPULATION 3 YEARS AND OVER (ASIAN ALONE) [17] - Universe: Asian alone population 3 years and over; P147I. SCHOOL ENROLLMENT BY LEVEL OF SCHOOL BY TYPE OF SCHOOL FOR THE POPULATION 3 YEARS AND OVER (WHITE ALONE, NOT HISPANIC OR LATINO) [17] - Universe: White alone, not Hispanic or Latino population 3 years and over.

Chart 3 -- Educational Attainment (25 years and over) Vermont



Source: Data Set: Census 2000 Summary File 3 (SF 3) - Sample Data -- P148D. SEX BY EDUCATIONAL ATTAINMENT FOR THE POPULATION 25 YEARS AND OVER (ASIAN ALONE) [17]
 - Universe: Asian alone population 25 years and over; P148I. SEX BY EDUCATIONAL ATTAINMENT FOR THE POPULATION 25 YEARS AND OVER (WHITE ALONE, NOT HISPANIC OR
 LATINO) [17] - Universe: White alone, not Hispanic or Latino population 25 years and over.

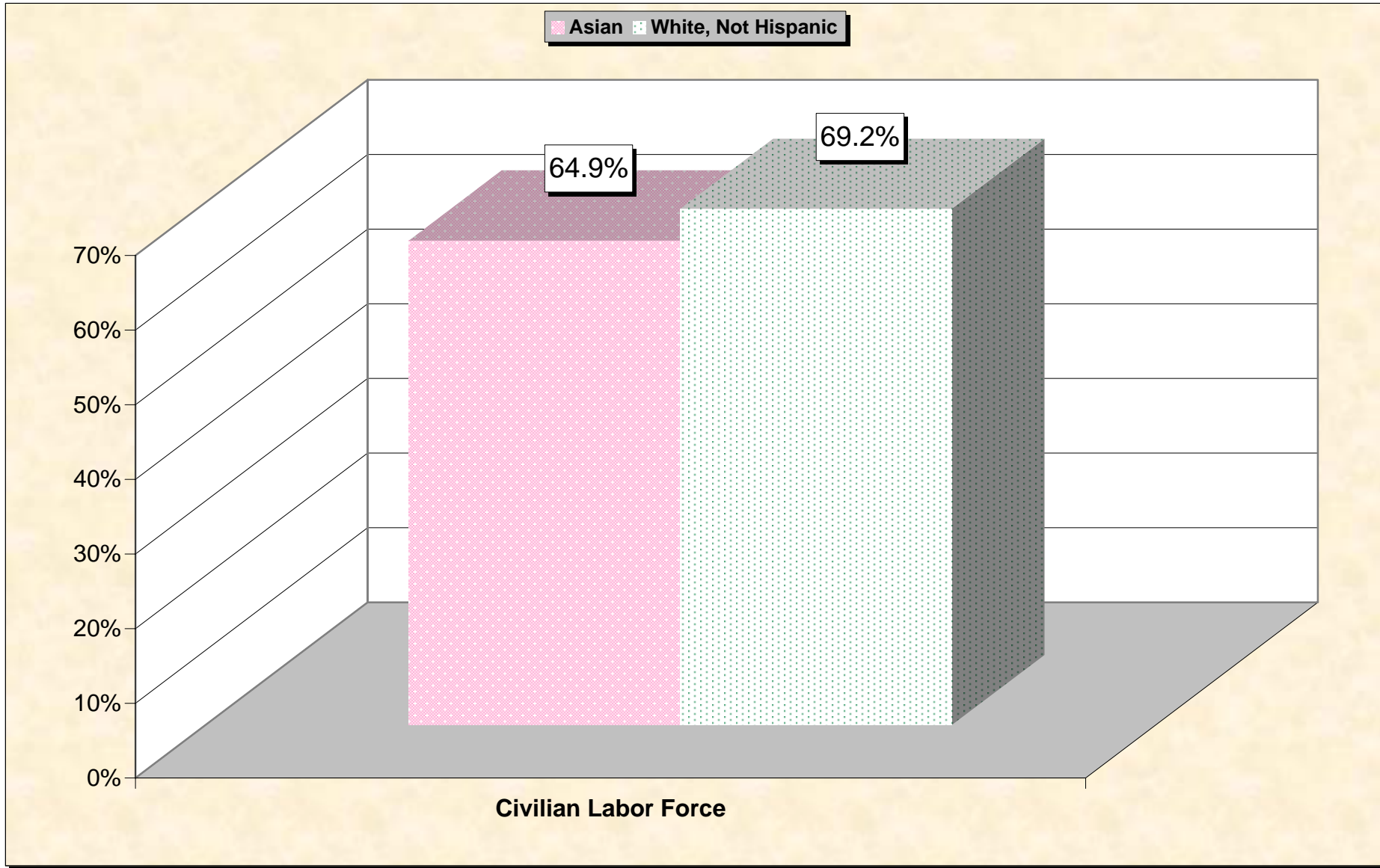
Chart 4 -- Unemployment Rate (Civilian Labor Force) Vermont



Note: Unemployment rate is defined as a percentage of the civilian labor force.

Source: Data Set: Census 2000 Summary File 3 (SF 3) - Sample Data -- P150D. SEX BY EMPLOYMENT STATUS FOR THE POPULATION 16 YEARS AND OVER (ASIAN ALONE) [15] - Universe: Asian alone population 16 years and over; P150I. SEX BY EMPLOYMENT STATUS FOR THE POPULATION 16 YEARS AND OVER (WHITE ALONE, NOT HISPANIC OR LATINO) [15] - Universe: White alone, not Hispanic or Latino population 16 years and over

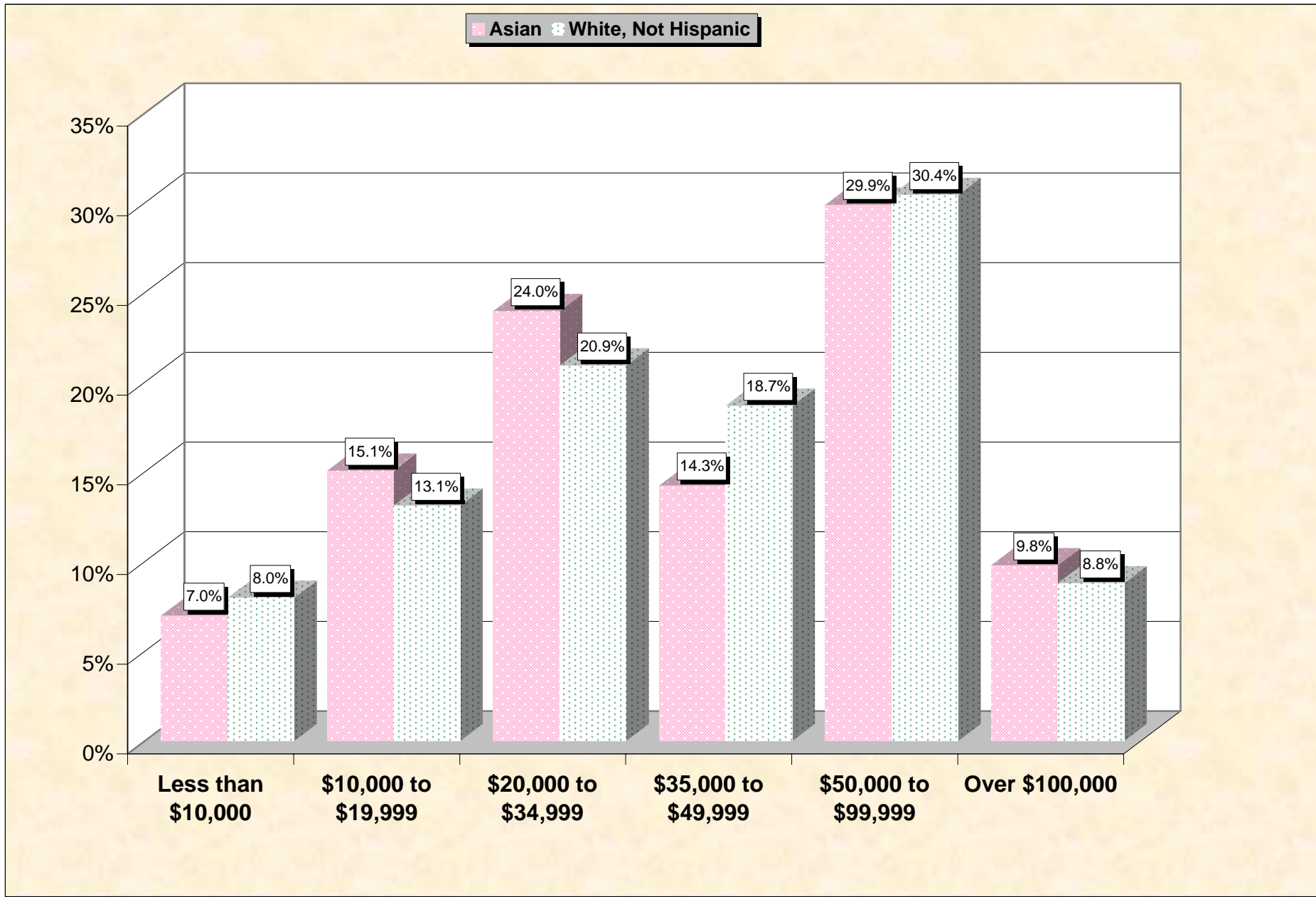
Chart 5 -- Labor Force Participation (Civilian Labor Force) Vermont



Note: Labor force participation rate is defined as a percentage of the civilian population over 16.

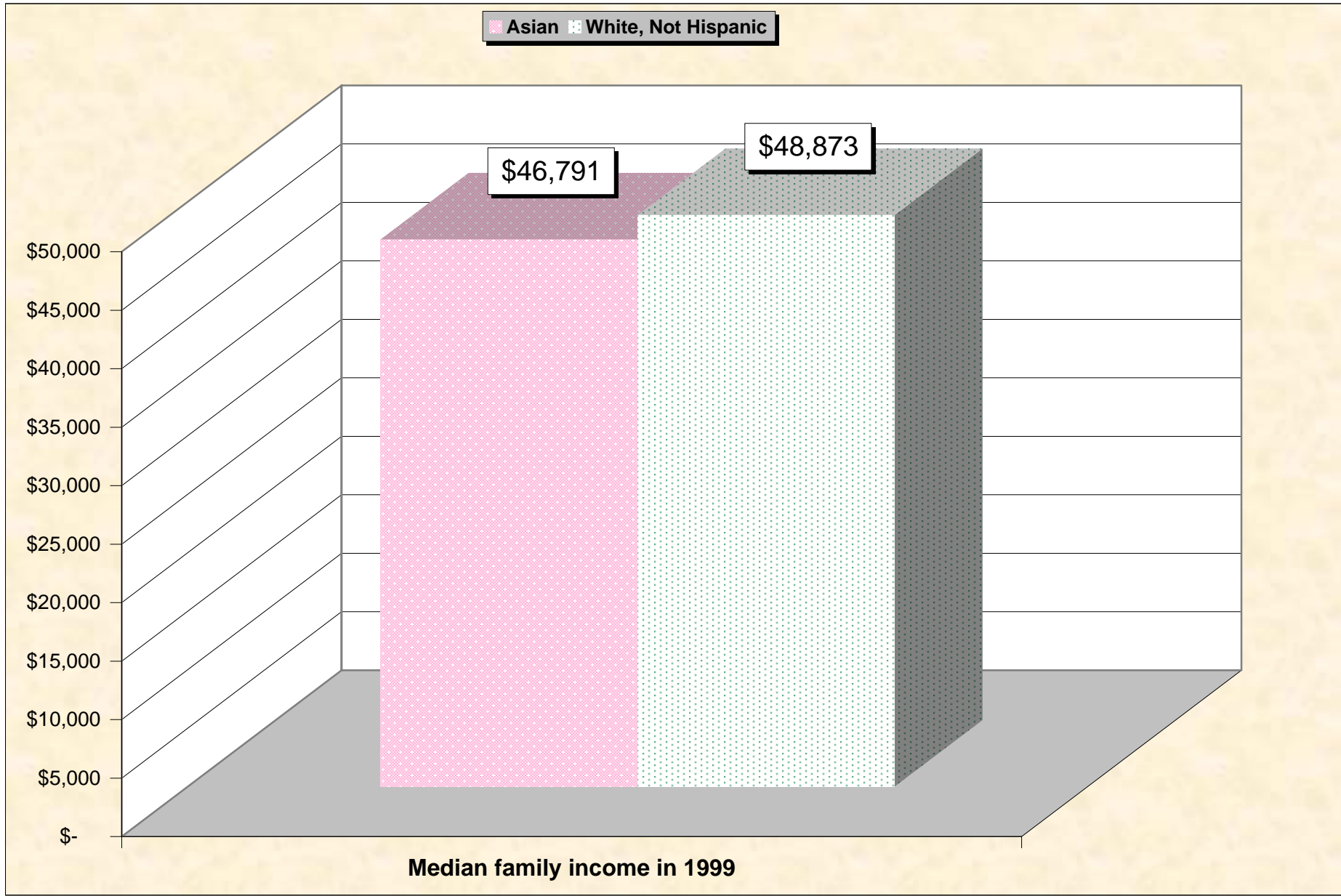
Source: Data Set: Census 2000 Summary File 3 (SF 3) - Sample Data -- P150D. SEX BY EMPLOYMENT STATUS FOR THE POPULATION 16 YEARS AND OVER (ASIAN ALONE) [15] - Universe: Asian alone population 16 years and over; P150I. SEX BY EMPLOYMENT STATUS FOR THE POPULATION 16 YEARS AND OVER (WHITE ALONE, NOT HISPANIC OR LATINO) [15] - Universe: White alone, not Hispanic or Latino population 16 years and over

Chart 6 -- Household Income in 1999 Vermont



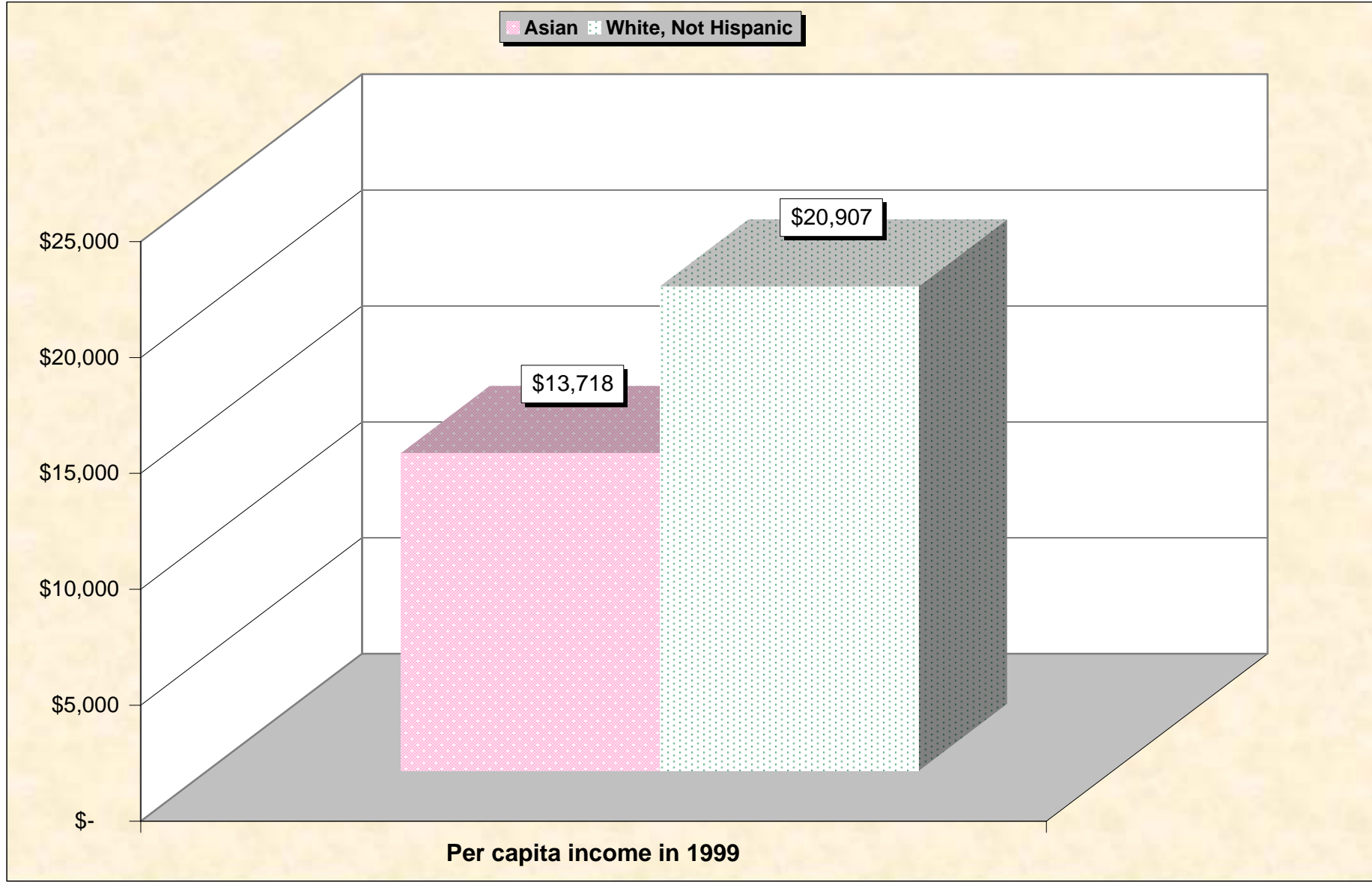
Source: Data Set: Census 2000 Summary File 3 (SF 3) - Sample Data -- P151D. HOUSEHOLD INCOME IN 1999 (ASIAN ALONE HOUSEHOLDER) [17] - Universe: Households with a householder who is Asian alone; P151I. HOUSEHOLD INCOME IN 1999 (WHITE ALONE, NOT HISPANIC OR LATINO HOUSEHOLDER) [17] - Universe: Households with a householder who is White alone, not Hispanic or Latino

Chart 7 -- Median Family Income In 1999 Vermont



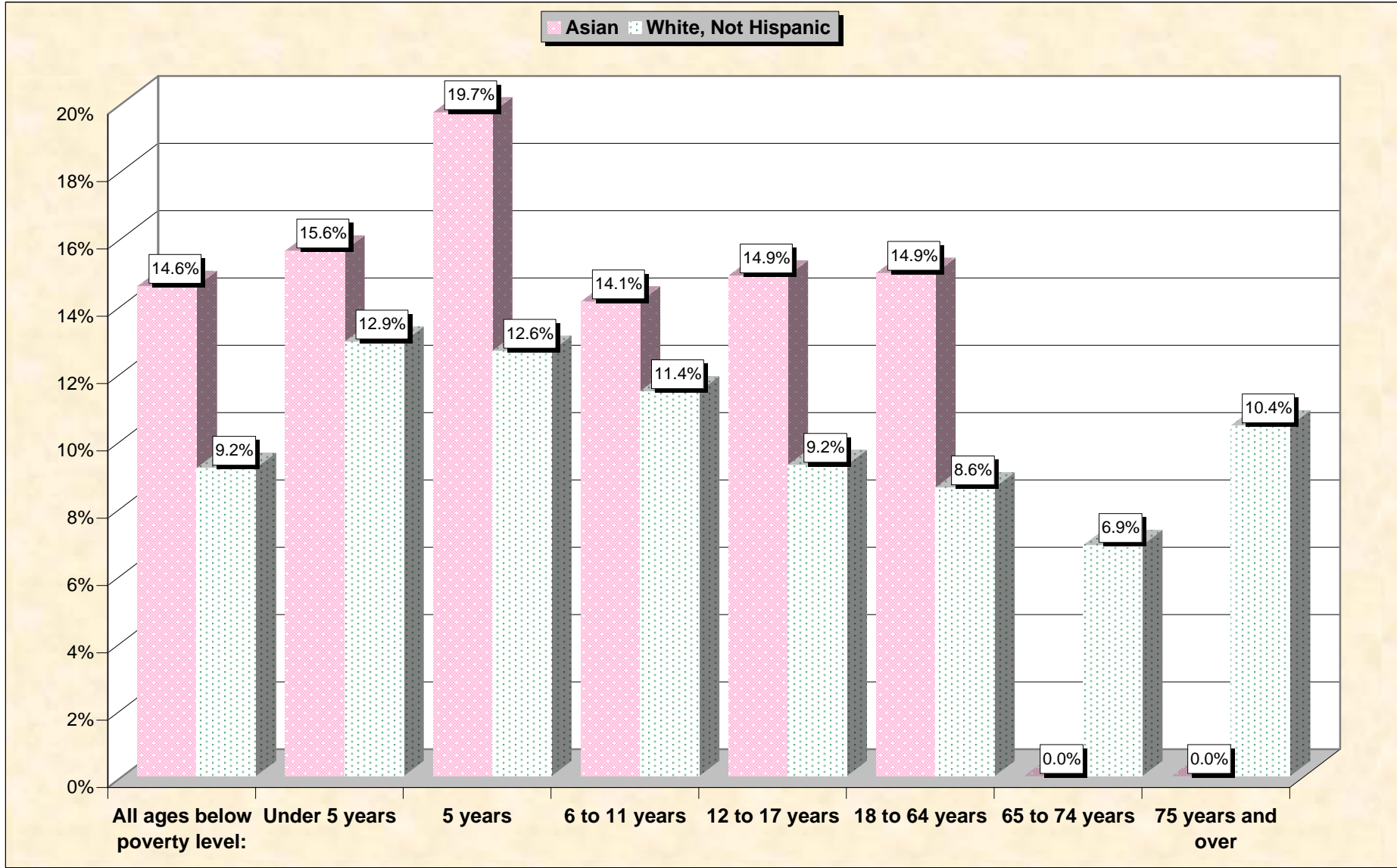
Source: Data Set: Census 2000 Summary File 3 (SF 3) - Sample Data -- P155D. MEDIAN FAMILY INCOME IN 1999 (DOLLARS) (ASIAN ALONE HOUSEHOLDER) [1] - Universe: Families with a householder who is Asian alone ; P155I. MEDIAN FAMILY INCOME IN 1999 (DOLLARS) (WHITE ALONE, NOT HISPANIC OR LATINO HOUSEHOLDER) [1] - Universe: Families with a householder who is White alone, not Hispanic or Latino

Chart 8 -- Per Capita Income In 1999 Vermont



Source: Data Set: Census 2000 Summary File 3 (SF 3) - Sample Data -- P157D. PER CAPITA INCOME IN 1999 (DOLLARS) (ASIAN ALONE) [1] - Universe: Asian alone population; P157I. PER CAPITA INCOME IN 1999 (DOLLARS) (WHITE ALONE, NOT HISPANIC OR LATINO) [1] - Universe: White alone, not Hispanic or Latino population

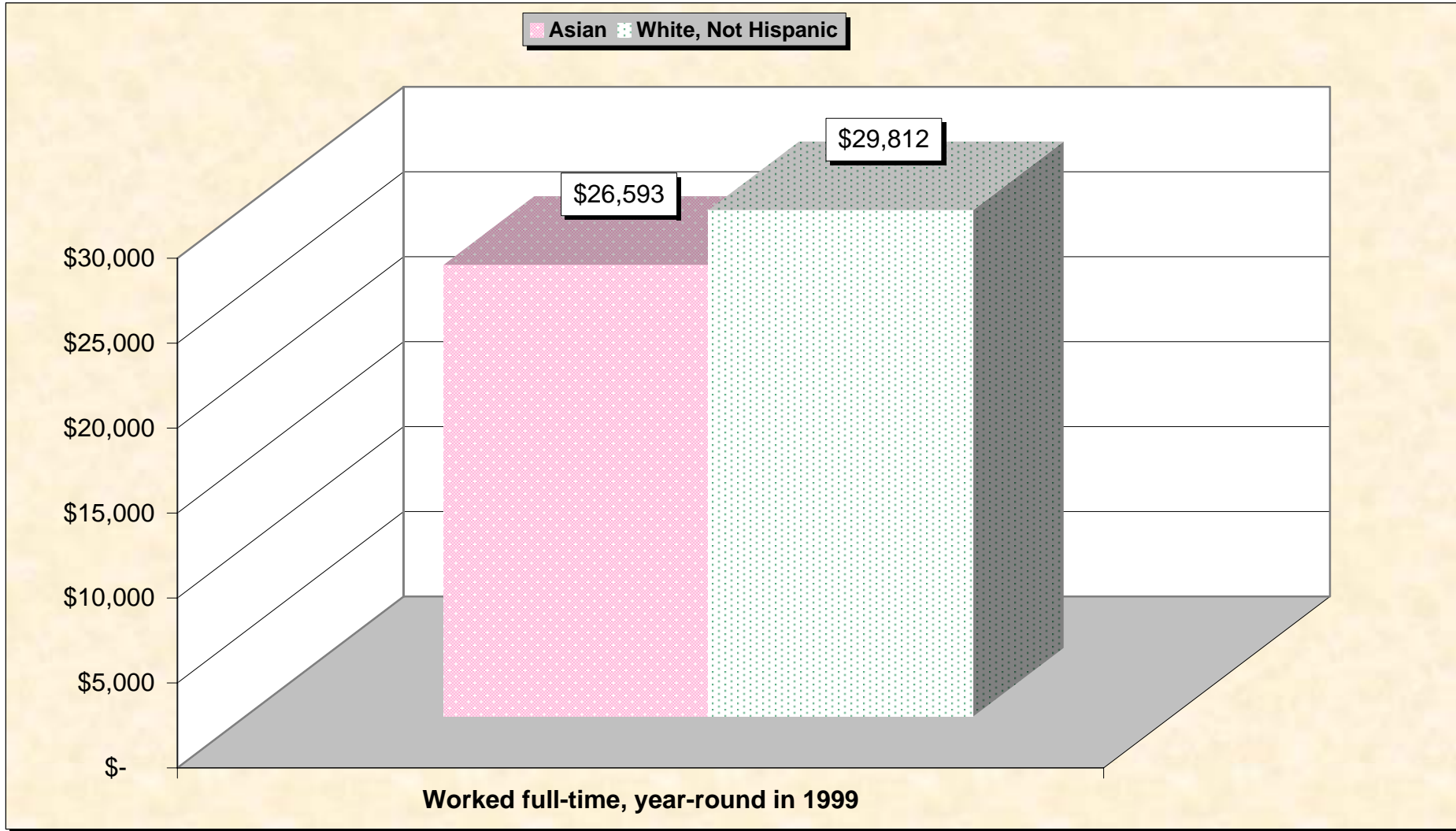
Chart 9 -- Income in 1999 Below Poverty Level by Age Vermont



Source: Data Set: Census 2000 Summary File 3 (SF 3) - Sample Data -- P159D. POVERTY STATUS IN 1999 BY AGE (ASIAN ALONE) [17] - Universe: Asian alone population for whom poverty status is determined; P159I. POVERTY STATUS IN 1999 BY AGE (WHITE ALONE, NOT HISPANIC OR LATINO) [17] - Universe: White alone, not Hispanic or Latino population for whom poverty status is determined.

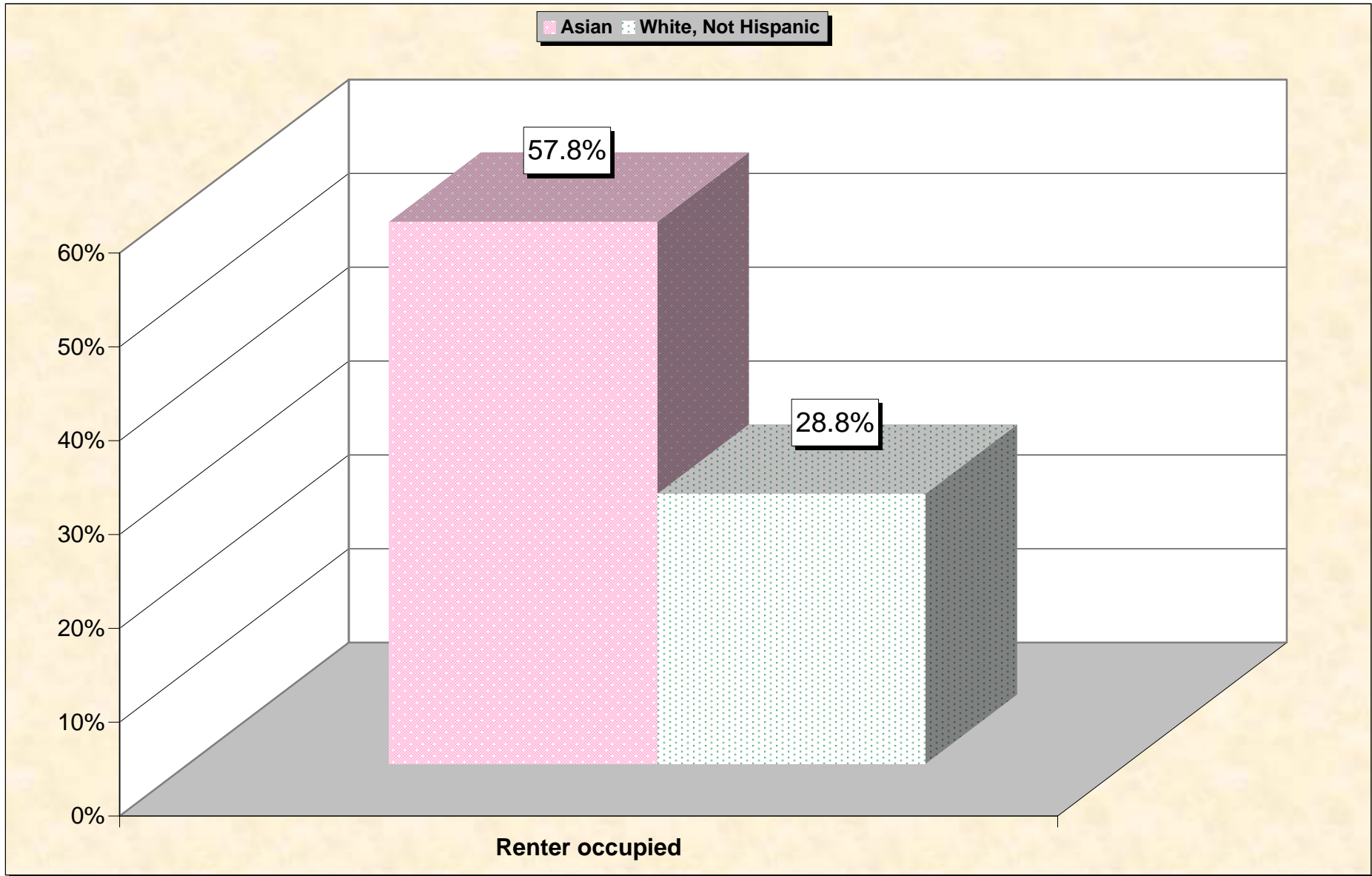
Chart 10 -- Median Earnings in 1999

Vermont



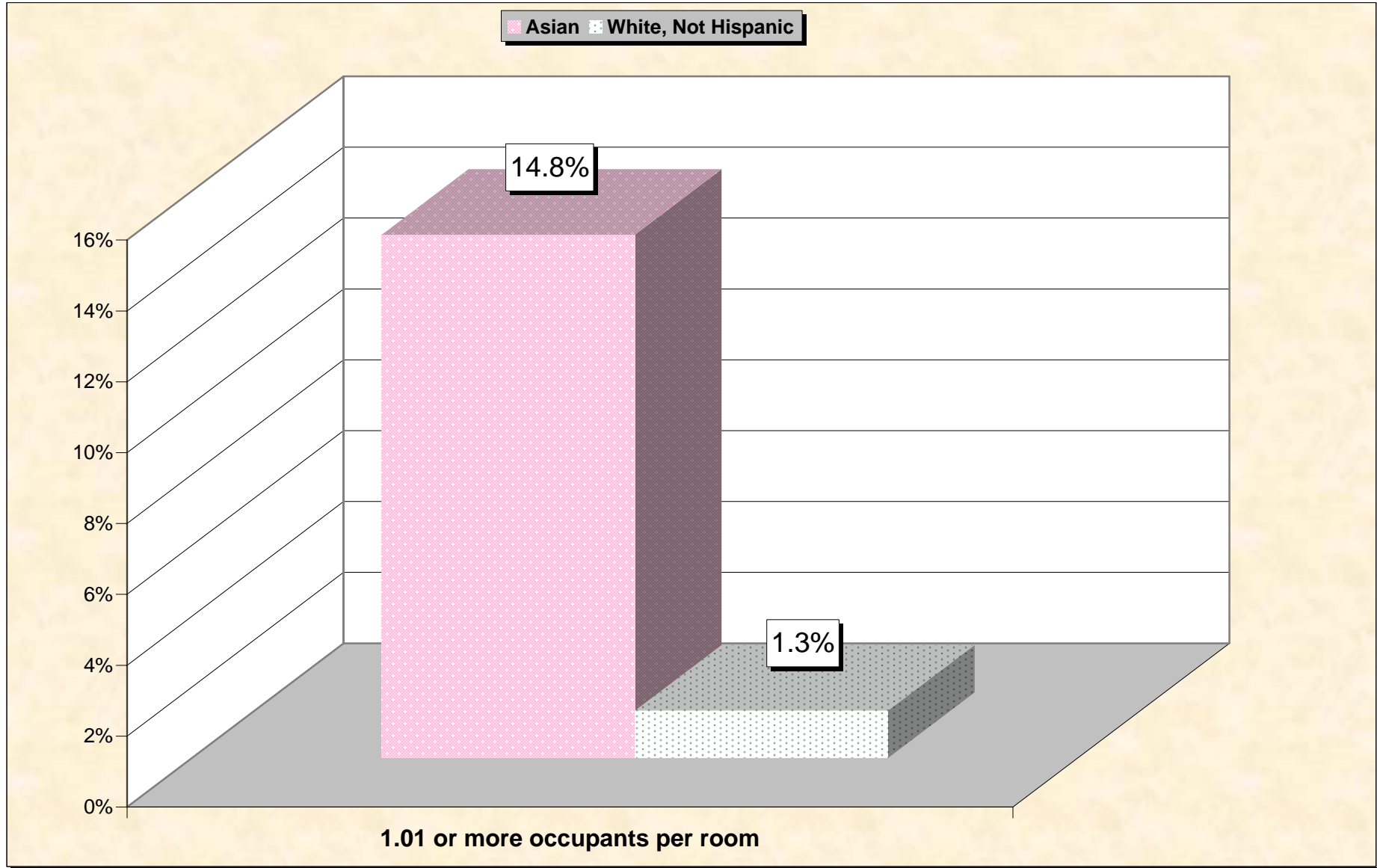
Source: Data Set: Census 2000 Summary File 3 (SF 3) - Sample Data -- PCT74D. MEDIAN EARNINGS IN 1999 (DOLLARS) BY WORK EXPERIENCE IN 1999 BY SEX FOR THE POPULATION 16 YEARS AND OVER WITH EARNINGS (ASIAN ALONE) [6] - Universe: Asian alone population 16 years and over with earnings in 1999; PCT74I. MEDIAN EARNINGS IN 1999 (DOLLARS) BY WORK EXPERIENCE IN 1999 BY SEX FOR THE POPULATION 16 YEARS AND OVER WITH EARNINGS (WHITE ALONE, NOT HISPANIC OR LATINO) [6] - Universe: White alone, not Hispanic or Latino population 16 years and over with earnings in 1999

Chart 11 -- Renter-Occupied Housing Vermont



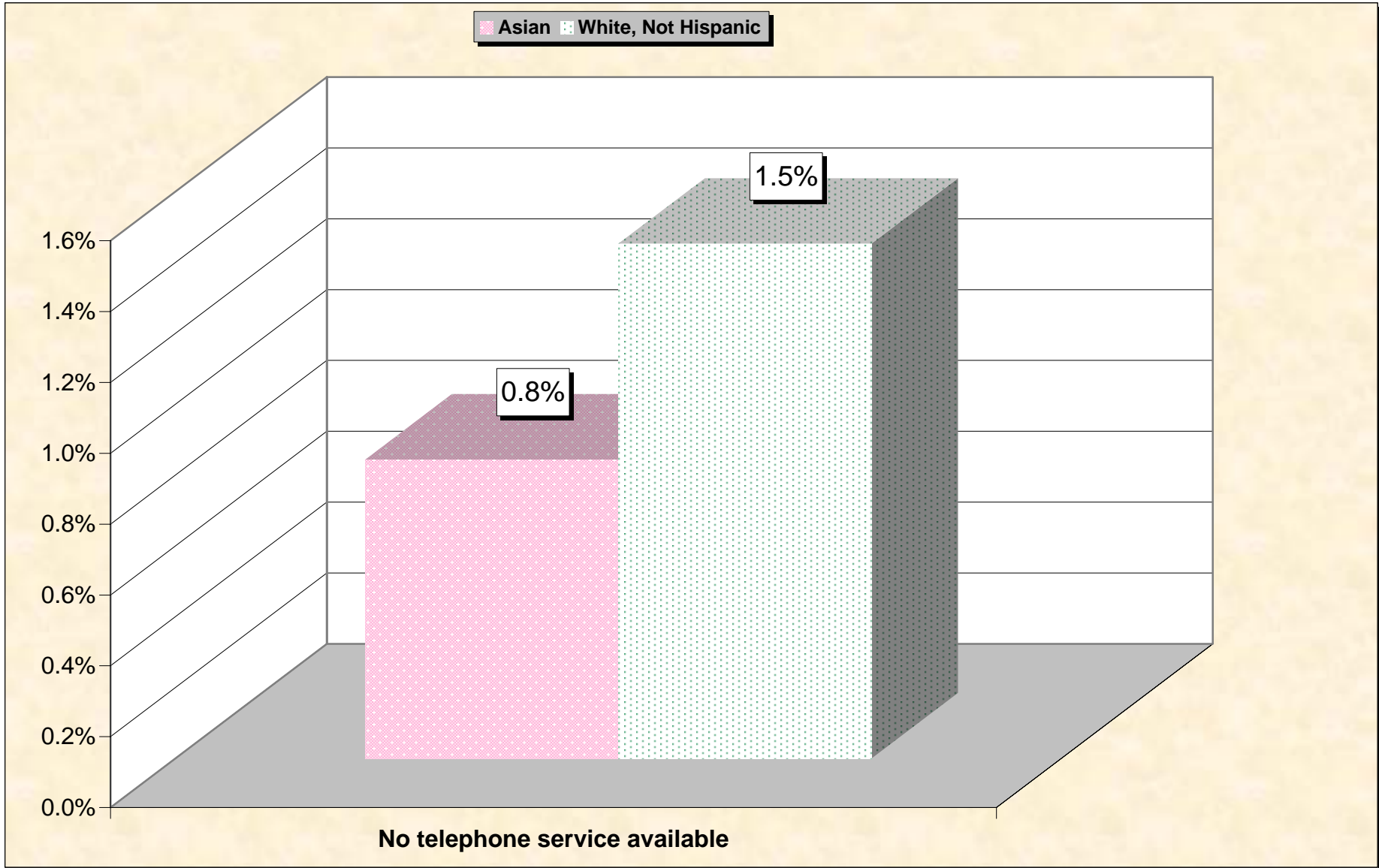
Source: Data Set: Census 2000 Summary File 3 (SF 3) - Sample Data -- H11. TENURE BY RACE OF HOUSEHOLDER [17] - Universe: Occupied housing units; H13. TENURE (WHITE ALONE, NOT HISPANIC OR LATINO HOUSEHOLDER) [3] - Universe: Occupied housing units with a householder who is White alone, not Hispanic or Latino.

Chart 12 -- Occupants Per Room (Crowding) by Household Vermont



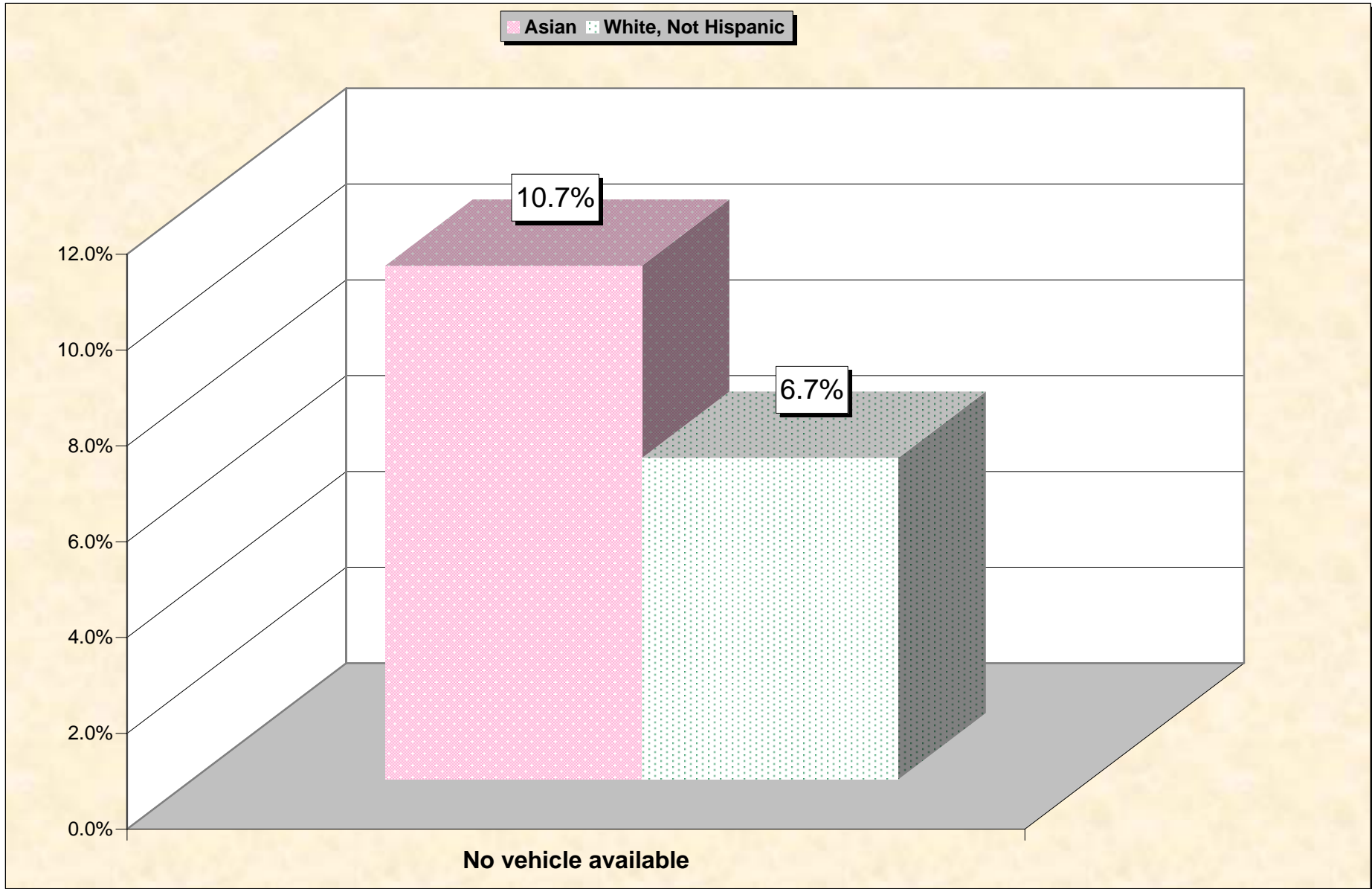
Source: Data Set: Census 2000 Summary File 3 (SF 3) - Sample Data -- HCT29D. OCCUPANTS PER ROOM (ASIAN ALONE HOUSEHOLDER) [3] - Universe: Occupied housing units with a householder who is Asian alone; HCT29I. OCCUPANTS PER ROOM (WHITE ALONE, NOT HISPANIC OR LATINO HOUSEHOLDER) [3] - Universe: Occupied housing units with a householder who is White alone, not Hispanic or Latino

Chart 13 -- Lack of Telephone Service by Household Vermont



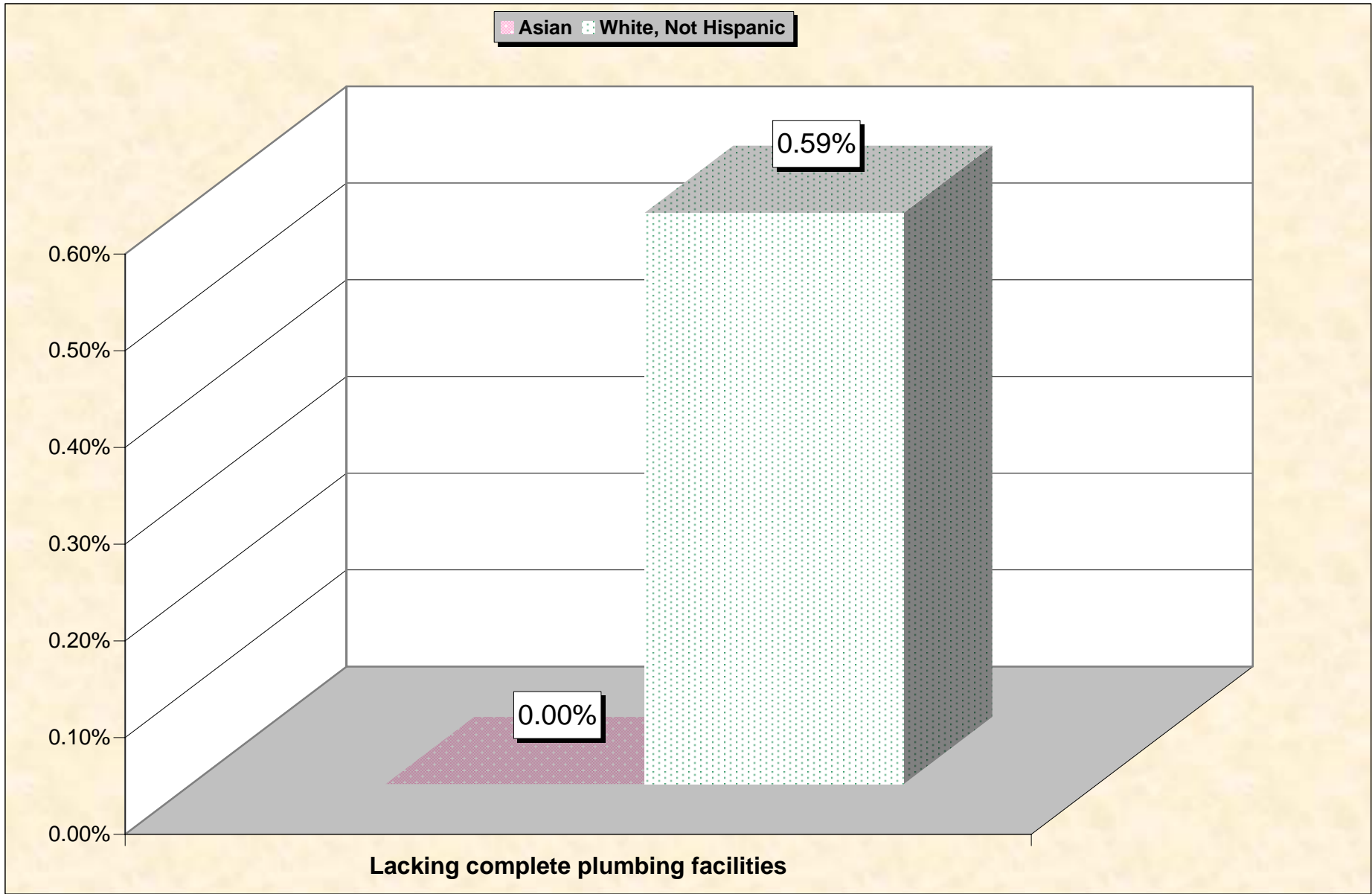
Source: Data Set: Census 2000 Summary File 3 (SF 3) - Sample Data -- HCT32D. TELEPHONE SERVICE AVAILABLE (ASIAN ALONE HOUSEHOLDER) [3] - Universe: Occupied housing units with a householder who is Asian alone; HCT32I. TELEPHONE SERVICE AVAILABLE (WHITE ALONE, NOT HISPANIC OR LATINO HOUSEHOLDER) [3] - Universe: Occupied housing units with a householder who is White alone, not Hispanic or Latino

Chart 14 -- Lack of Vehicle By Household Vermont



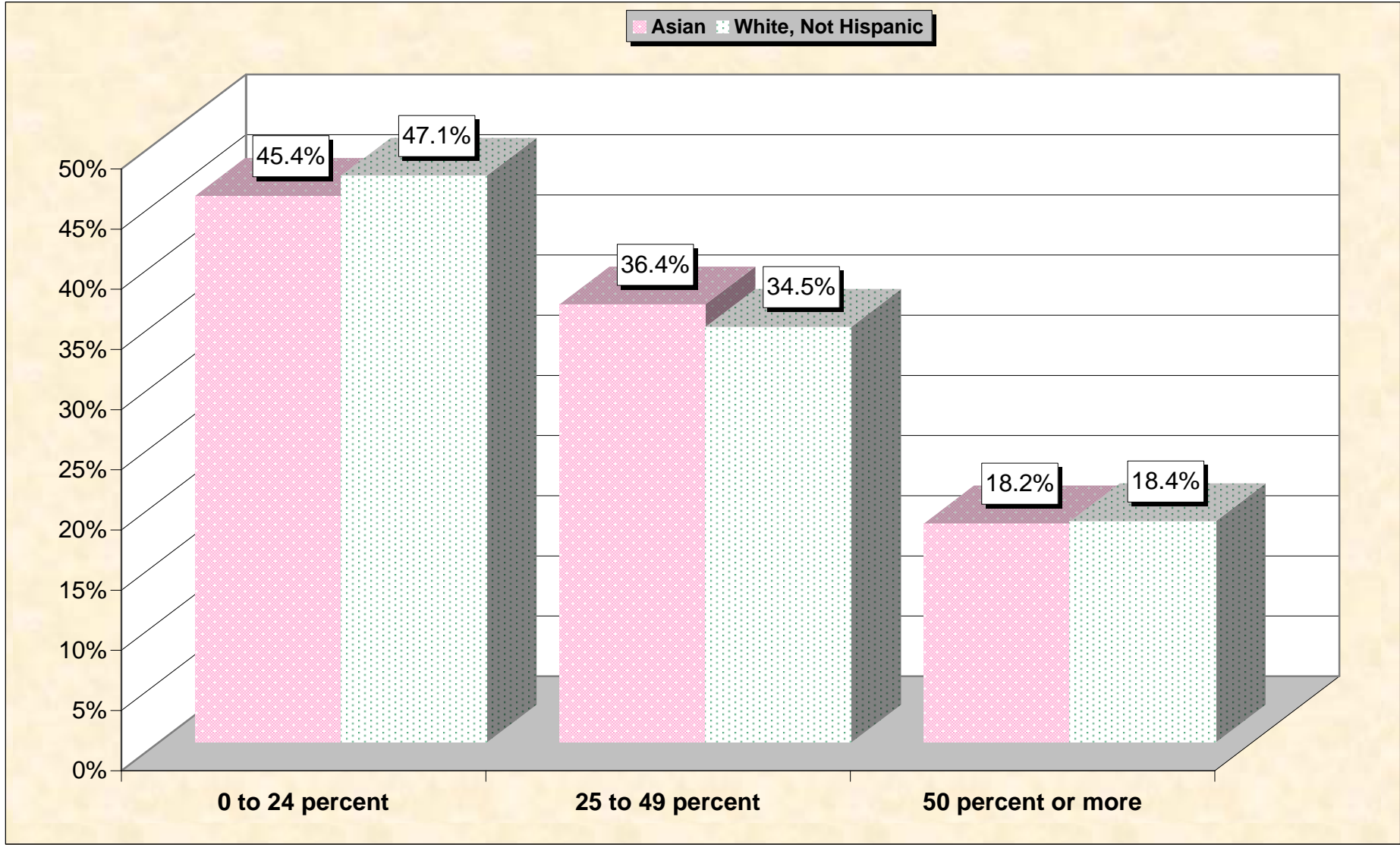
Source: Data Set: Census 2000 Summary File 3 (SF 3) - Sample Data -- HCT33D. VEHICLES AVAILABLE (ASIAN ALONE HOUSEHOLDER) [3] - Universe: Occupied housing units with a householder who is Asian alone;; HCT33I. VEHICLES AVAILABLE (WHITE ALONE, NOT HISPANIC OR LATINO HOUSEHOLDER) [3] - Universe: Occupied housing units with a householder who is White alone, not Hispanic or Latino

Chart 15 -- Lack of Plumbing By Household Vermont



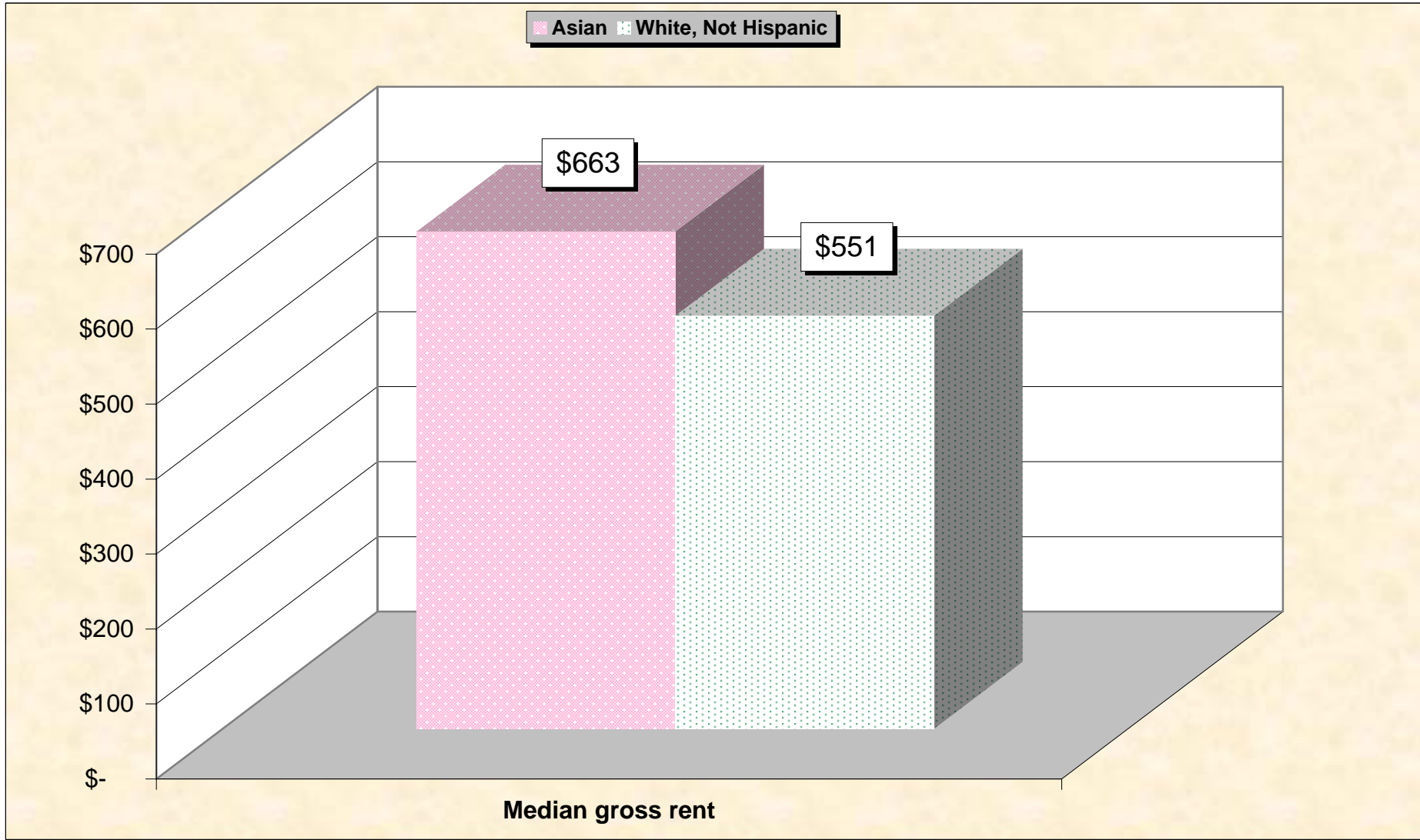
Source: Data Set: Census 2000 Summary File 3 (SF 3) - Sample Data -- HCT34D. PLUMBING FACILITIES (ASIAN ALONE HOUSEHOLDER) [3] - Universe: Occupied housing units with a householder who is Asian alone; HCT34I. PLUMBING FACILITIES (WHITE ALONE, NOT HISPANIC OR LATINO HOUSEHOLDER) [3] - Universe: Occupied housing units with a householder who is White alone, not Hispanic or Latino.

Chart 16 -- Gross Rent as a Percentage of Household Income in 1999 Vermont



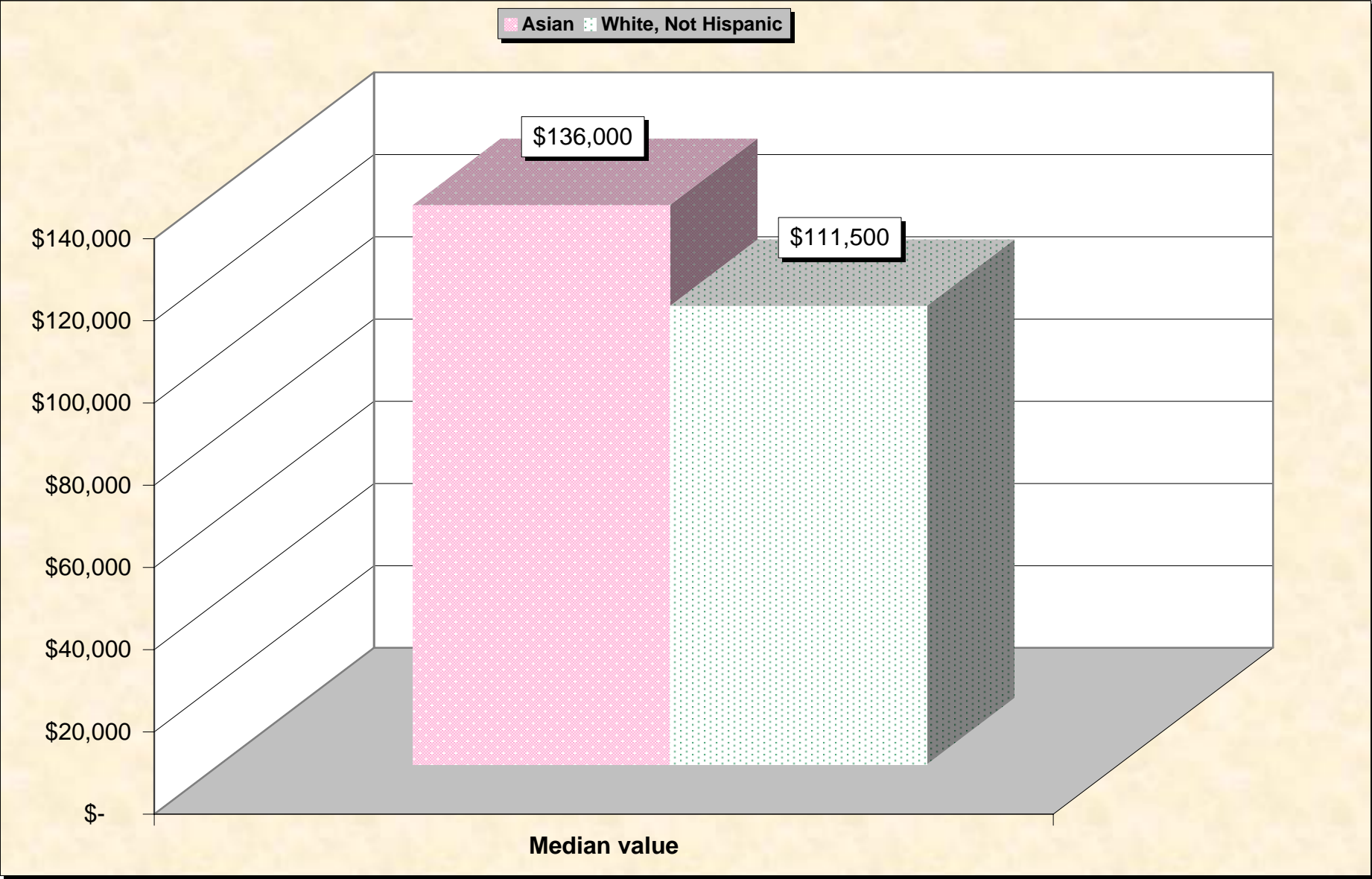
Source: Data Set: Census 2000 Summary File 3 (SF 3) - Sample Data -- HCT39D. GROSS RENT AS A PERCENTAGE OF HOUSEHOLD INCOME IN 1999 (ASIAN ALONE HOUSEHOLDER) [11] - Universe: Specified renter-occupied housing units with a householder who is Asian alone; HCT39I. GROSS RENT AS A PERCENTAGE OF HOUSEHOLD INCOME IN 1999 (WHITE ALONE, NOT HISPANIC OR LATINO HOUSEHOLDER) [11] - Universe: Specified renter-occupied housing units with a householder who is White alone, not Hispanic or Latino.

Chart 17 -- Median Gross Rent By Household Vermont



Source: Data Set: Census 2000 Summary File 3 (SF 3) - Sample Data -- HCT37D. MEDIAN GROSS RENT (DOLLARS) (ASIAN ALONE HOUSEHOLDER) [1] - Universe: Specified renter-occupied housing units paying cash rent with a householder who is Asian alone; HCT37I. MEDIAN GROSS RENT (DOLLARS) (WHITE ALONE, NOT HISPANIC OR LATINO HOUSEHOLDER) [1] - Universe: Specified renter-occupied housing units paying cash rent with a householder who is White alone, not Hispanic or Latino

Chart 18 -- Median Home Value By Household Vermont



Source: Data Set: Census 2000 Summary File 3 (SF 3) - Sample Data -- HCT42D. MEDIAN VALUE (DOLLARS) (ASIAN ALONE HOUSEHOLDER) [1] - Universe: Specified owner-occupied housing units with a householder who is Asian alone; HCT42I. MEDIAN VALUE (DOLLARS) (WHITE ALONE, NOT HISPANIC OR LATINO HOUSEHOLDER) [1] - Universe: Specified owner-occupied housing units with a householder who is White alone, not Hispanic or Latino

HOUSEHOLDS BY AGE OF HOUSEHOLDER BY HOUSEHOLD TYPE (INCLUDING LIVING ALONE) BY PRESENCE OF OWN CHILDREN UNDER 18 YEARS

Source data for Chart 1

	Asian Vermont	White, Not Hispanic Vermont
Total:	1,214	233,583
Householder 15 to 64 years:	1,164	184,586
Family households:	835	129,342
Married-couple family:	695	104,155
With own children under 18 years	469	55,572
No own children under 18 years	226	48,583
Other family:	140	25,187
Male householder, no wife present:	26	7,685
With own children under 18 years	11	5334
No own children under 18 years	15	2351
Female householder, no husband present:	114	17,502
With own children under 18 years	60	13,764
No own children under 18 years	54	3,738
Nonfamily households:	329	55,244
Householder living alone	255	38,244
Householder not living alone	74	17000
Householder 65 years and over:	50	48,997
Family households:	26	24,821
Married-couple family:	26	21271
With own children under 18 years	0	183
No own children under 18 years	26	21088
Other family:	0	3550
Male householder, no wife present:	0	732
With own children under 18 years	0	24
No own children under 18 years	0	708
Female householder, no husband present:	0	2818
With own children under 18 years	0	2
No own children under 18 years	0	2816
Nonfamily households:	24	24176
Householder living alone	18	22866
Householder not living alone	6	1310

Source: Data Set: Census 2000 Summary File 3 (SF 3) - Sample Data - P146D. HOUSEHOLDS BY AGE OF HOUSEHOLDER BY HOUSEHOLD TYPE (INCLUDING LIVING ALONE) BY PRESENCE OF OWN CHILDREN UNDER 18 YEARS (ASIAN ALONE HOUSEHOLDER) [31] - Universe: Households with a householder who is Asian alone; P146I. HOUSEHOLDS BY AGE OF HOUSEHOLDER BY HOUSEHOLD TYPE (INCLUDING LIVING ALONE) BY PRESENCE OF OWN CHILDREN UNDER 18 YEARS (WHITE ALONE, NOT HISPANIC OR LATINO HOUSEHOLDER) [31] - Universe: Households with a householder who is White alone, not Hispanic or Latino.

SCHOOL ENROLLMENT BY LEVEL OF SCHOOL BY TYPE OF SCHOOL FOR THE POPULATION 3 YEARS AND OVER

Source data for Chart 2

	Asian Vermont	White, Not Hispanic Vermont
Total:	4,588	566,488
Enrolled in nursery school, preschool:	150	8,865
Public school	41	4,984
Private school	109	3,881
Enrolled in kindergarten:	88	7,337
Public school	86	6,610
Private school	2	727
Enrolled in grade 1 to grade 8:	614	67,067
Public school	581	62,259
Private school	33	4,808
Enrolled in grade 9 to grade 12:	347	34,071
Public school	305	30,585
Private school	42	3,486
Enrolled in college:	931	37,343
Public school	430	22,965
Private school	501	14,378
Not enrolled in school	2,458	411,805

Source: Data Set: Census 2000 Summary File 3 (SF 3) - Sample Data - P146D. HOUSEHOLDS BY AGE OF HOUSEHOLDER BY HOUSEHOLD TYPE (INCLUDING LIVING ALONE) BY PRESENCE OF OWN CHILDREN UNDER 18 YEARS (ASIAN ALONE HOUSEHOLDER) [31] - Universe: Households with a householder who is Asian alone; P146I. HOUSEHOLDS BY AGE OF HOUSEHOLDER BY HOUSEHOLD TYPE (INCLUDING LIVING ALONE) BY PRESENCE OF OWN CHILDREN UNDER 18 YEARS (WHITE ALONE, NOT HISPANIC OR LATINO HOUSEHOLDER) [31] - Universe: Households with a householder who is White alone, not Hispanic or Latino.

SEX BY EDUCATIONAL ATTAINMENT FOR THE POPULATION 25 YEARS AND OVER

Source data for Chart 3

	Asian Vermont	White, Not Hispanic Vermont
Total:	2,418	392,309
Male:	1,026	187,656
Less than 9th grade	131	10,620
9th to 12th grade, no diploma	63	17,309
High school graduate (includes equivalency)	130	63,103
Some college, no degree	107	28,913
Associate degree	39	12,801
Bachelor's degree	279	33,073
Graduate or professional degree	277	21,837
Female:	1,392	204,653
Less than 9th grade	187	9,159
9th to 12th grade, no diploma	142	15,550
High school graduate (includes equivalency)	235	64,680
Some college, no degree	169	37,359
Associate degree	87	17,451
Bachelor's degree	305	39,117
Graduate or professional degree	267	21,337

Source: Data Set: Census 2000 Summary File 3 (SF 3) - Sample Data -- P148D. SEX BY EDUCATIONAL ATTAINMENT FOR THE POPULATION 25 YEARS AND OVER (ASIAN ALONE) [17]
 - Universe: Asian alone population 25 years and over; P148I. SEX BY EDUCATIONAL ATTAINMENT FOR THE POPULATION 25 YEARS AND OVER (WHITE ALONE, NOT HISPANIC OR LATINO) [17] - Universe: White alone, not Hispanic or Latino population 25 years and over.

SEX BY EMPLOYMENT STATUS FOR THE POPULATION 16 YEARS AND OVER

Source data for Charts 4 and 5

	Asian Vermont	White, Not Hispanic Vermont
Total:	3,457	462,639
Male:	1,541	223,876
In labor force:	1,127	167,365
In Armed Forces	21	633
Civilian:	1,106	166,732
Employed	1,046	159,516
Unemployed	60	7,216
Not in labor force	414	56,511
Female:	1,916	238,763
In labor force:	1,139	153,461
In Armed Forces	0	78
Civilian:	1,139	153,383
Employed	1,058	147,534
Unemployed	81	5,849
Not in labor force	777	85,302

Source: Data Set: Census 2000 Summary File 3 (SF 3) - Sample Data -- P150D. SEX BY EMPLOYMENT STATUS FOR THE POPULATION 16 YEARS AND OVER (ASIAN ALONE) [15] - Universe: Asian alone population 16 years and over; P150I. SEX BY EMPLOYMENT STATUS FOR THE POPULATION 16 YEARS AND OVER (WHITE ALONE, NOT HISPANIC OR LATINO) [15] - Universe: White alone, not Hispanic or Latino population 16 years and over

HOUSEHOLD INCOME IN 1999

Source data for Chart 6

	Asian Vermont	White, Not Hispanic Vermont
Total:	1,214	233,583
Less than \$10,000	85	18,657
\$10,000 to \$14,999	98	14,674
\$15,000 to \$19,999	85	15,997
\$20,000 to \$24,999	59	16,599
\$25,000 to \$29,999	135	16,180
\$30,000 to \$34,999	97	16,123
\$35,000 to \$39,999	52	15,076
\$40,000 to \$44,999	59	14,577
\$45,000 to \$49,999	62	14,018
\$50,000 to \$59,999	105	23,124
\$60,000 to \$74,999	99	25,571
\$75,000 to \$99,999	159	22,431
\$100,000 to \$124,999	66	9,371
\$125,000 to \$149,999	14	4,102
\$150,000 to \$199,999	26	3,589
\$200,000 or more	13	3,494

Source: Data Set: Census 2000 Summary File 3 (SF 3) - Sample Data -- P151D. HOUSEHOLD INCOME IN 1999 (ASIAN ALONE HOUSEHOLDER) [17] - Universe: Households with a householder who is Asian alone; P151I. HOUSEHOLD INCOME IN 1999 (WHITE ALONE, NOT HISPANIC OR LATINO HOUSEHOLDER) [17] - Universe: Households with a householder who is White alone, not Hispanic or Latino

MEDIAN FAMILY INCOME IN 1999

Source data for Chart 7

	Asian Vermont	White, Not Hispanic Vermont
Median family income in 1999	\$ 46,791	\$ 48,873

Source: Data Set: Census 2000 Summary File 3 (SF 3) - Sample Data -- P155D. MEDIAN FAMILY INCOME IN 1999 (DOLLARS) (ASIAN ALONE HOUSEHOLDER) [1] - Universe: Families with a householder who is Asian alone ; P155I. MEDIAN FAMILY INCOME IN 1999 (DOLLARS) (WHITE ALONE, NOT HISPANIC OR LATINO HOUSEHOLDER) [1] - Universe: Families with a householder who is White alone, not Hispanic or Latino

PER CAPITA INCOME IN 1999

Source data for Chart 8

	Asian Vermont	White, Not Hispanic Vermont
Per capita income in 1999	\$ 13,718	\$ 20,907

Source: Data Set: Census 2000 Summary File 3 (SF 3) - Sample Data -- P157D. PER CAPITA INCOME IN 1999 (DOLLARS) (ASIAN ALONE) [1] - Universe: Asian alone population; P157I. PER CAPITA INCOME IN 1999 (DOLLARS) (WHITE ALONE, NOT HISPANIC OR LATINO) [1] - Universe: White alone, not Hispanic or Latino population

POVERTY STATUS IN 1999 BY AGE

Source data for Chart 9

	Asian Vermont	White, Not Hispanic Vermont
Total:	4,430	566,228
Income in 1999 below poverty level:	645	51,833
Under 5 years	81	4,043
5 years	14	892
6 to 11 years	63	5,558
12 to 17 years	77	4,651
18 to 64 years	410	30,568
65 to 74 years	0	2,730
75 years and over	0	3,391
Income in 1999 at or above poverty level:	3,785	514,395
Under 5 years	438	27,297
5 years	57	6,170
6 to 11 years	384	43,077
12 to 17 years	441	45,666
18 to 64 years	2,333	325,960
65 to 74 years	85	37,054
75 years and over	47	29,171

Source: Data Set: Census 2000 Summary File 3 (SF 3) - Sample Data -- P159D. POVERTY STATUS IN 1999 BY AGE (ASIAN ALONE) [17] - Universe: Asian alone population for whom poverty status is determined;P159I. POVERTY STATUS IN 1999 BY AGE (WHITE ALONE, NOT HISPANIC OR LATINO) [17] - Universe: White alone, not Hispanic or Latino population for whom poverty status is determined.

MEDIAN EARNINGS IN 1999

Source data for Chart 10

	Asian Vermont	White, Not Hispanic Vermont
Median earnings in 1999 --		
Worked full-time, year-round in 1999 --		
Total	\$ 26,593	\$ 29,812
Male	\$ 33,942	\$ 32,537
Female	\$ 21,055	\$ 25,404
Other --		
Total	\$ 6,815	\$ 9,278
Male	\$ 5,982	\$ 10,110
Female	\$ 7,200	\$ 8,829

Source: Data Set: Census 2000 Summary File 3 (SF 3) - Sample Data -- PCT74D. MEDIAN EARNINGS IN 1999 (DOLLARS) BY WORK EXPERIENCE IN 1999 BY SEX FOR THE POPULATION 16 YEARS AND OVER WITH EARNINGS (ASIAN ALONE) [6] - Universe: Asian alone population 16 years and over with earnings in 1999; PCT74I. MEDIAN EARNINGS IN 1999 (DOLLARS) BY WORK EXPERIENCE IN 1999 BY SEX FOR THE POPULATION 16 YEARS AND OVER WITH EARNINGS (WHITE ALONE, NOT HISPANIC OR LATINO) [6] - Universe: White alone, not Hispanic or Latino population 16 years and over with earnings in 1999

TENURE BY RACE OF HOUSEHOLDER

Source data for Chart 11

	Vermont
Total:	240,634
Owner occupied:	169,777
Householder who is White alone	166,940
Householder who is Black or African American alone	260
Householder who is American Indian and Alaska Native alone	540
Householder who is Asian alone	500
Householder who is Native Hawaiian and Other Pacific Islander alone	20
Householder who is Some other race alone	133
Householder who is Two or more races	1,384
Renter occupied:	70,857
Householder who is White alone	67,703
Householder who is Black or African American alone	606
Householder who is American Indian and Alaska Native alone	527
Householder who is Asian alone	685
Householder who is Native Hawaiian and Other Pacific Islander alone	25
Householder who is Some other race alone	190
Householder who is Two or more races	1,121

White alone, not Hispanic

White, Not Hispanic

		Vermont
Total:		233,486
Owner occupied		166,256
Renter occupied		67,230

Source: Data Set: Census 2000 Summary File 3 (SF 3) - Sample Data -- H11. TENURE BY RACE OF HOUSEHOLDER [17] - Universe: Occupied housing units; H13. TENURE (WHITE ALONE, NOT HISPANIC OR LATINO HOUSEHOLDER) [3] - Universe: Occupied housing units with a householder who is White alone, not Hispanic or Latino.

OCCUPANTS PER ROOM

Source data for Chart 12

	Asian Vermont	White, Not Hispanic Vermont
Total:	1,185	233,486
1.00 or less occupants per room	1,010	230,369
1.01 or more occupants per room	175	3,117

Source: Data Set: Census 2000 Summary File 3 (SF 3) - Sample Data -- HCT29D. OCCUPANTS PER ROOM (ASIAN ALONE HOUSEHOLDER) [3] - Universe: Occupied housing units with a householder who is Asian alone; HCT29I. OCCUPANTS PER ROOM (WHITE ALONE, NOT HISPANIC OR LATINO HOUSEHOLDER) [3] - Universe: Occupied housing units with a householder who is White alone, not Hispanic or Latino

TELEPHONE SERVICE AVAILABLE

Source data for Chart 13

	Asian Vermont	White, Not Hispanic Vermont
Total:	1,185	233,486
With telephone service available	1,175	230,093
No telephone service available	10	3,393

Source: Data Set: Census 2000 Summary File 3 (SF 3) - Sample Data -- HCT32D. TELEPHONE SERVICE AVAILABLE (ASIAN ALONE HOUSEHOLDER) [3] - Universe: Occupied housing units with a householder who is Asian alone; HCT32I. TELEPHONE SERVICE AVAILABLE (WHITE ALONE, NOT HISPANIC OR LATINO HOUSEHOLDER) [3] - Universe: Occupied housing units with a householder who is White alone, not Hispanic or Latino

VEHICLES AVAILABLE

Source data for Chart 14

	Asian Vermont	White, Not Hispanic Vermont
Total:	1,185	233,486
No vehicle available	127	15,665
1 or more vehicles available	1,058	217,821

Source: Data Set: Census 2000 Summary File 3 (SF 3) - Sample Data -- HCT33D. VEHICLES AVAILABLE (ASIAN ALONE HOUSEHOLDER) [3] - Universe: Occupied housing units with a householder who is Asian alone;; HCT33I. VEHICLES AVAILABLE (WHITE ALONE, NOT HISPANIC OR LATINO HOUSEHOLDER) [3] - Universe: Occupied housing units with a householder who is White alone, not Hispanic or Latino

PLUMBING FACILITIES

Source data for Chart 15

	Asian Vermont	White, Not Hispanic Vermont
Total:	1,185	233,486
Complete plumbing facilities	1,185	230,093
Lacking complete plumbing facilities	0	3,393

Source: Data Set: Census 2000 Summary File 3 (SF 3) - Sample Data -- HCT34D. PLUMBING FACILITIES (ASIAN ALONE HOUSEHOLDER) [3] - Universe: Occupied housing units with a householder who is Asian alone; HCT34I. PLUMBING FACILITIES (WHITE ALONE, NOT HISPANIC OR LATINO HOUSEHOLDER) [3] - Universe: Occupied housing units with a householder who is White alone, not Hispanic or Latino.

GROSS RENT AS A PERCENTAGE OF HOUSEHOLD INCOME IN 1999

Source data for Chart 16

	Asian Vermont	White, Not Hispanic Vermont
Total:	681	63,692
Less than 10 percent	35	3,133
10 to 14 percent	85	7,093
15 to 19 percent	50	8,859
20 to 24 percent	122	8,845
25 to 29 percent	73	7,755
30 to 34 percent	65	5,096
35 to 39 percent	48	3,391
40 to 49 percent	48	4,235
50 percent or more	117	10,898
Not computed	38	4,387

Source: Data Set: Census 2000 Summary File 3 (SF 3) - Sample Data -- HCT39D. GROSS RENT AS A PERCENTAGE OF HOUSEHOLD INCOME IN 1999 (ASIAN ALONE HOUSEHOLDER) [11] - Universe: Specified renter-occupied housing units with a householder who is Asian alone; HCT39I. GROSS RENT AS A PERCENTAGE OF HOUSEHOLD INCOME IN 1999 (WHITE ALONE, NOT HISPANIC OR LATINO HOUSEHOLDER) [11] - Universe: Specified renter-occupied housing units with a householder who is White alone, not Hispanic or Latino.

MEDIAN GROSS RENT

Source data for Chart 17

	Asian Vermont	White, Not Hispanic Vermont
Median gross rent	\$ 663	\$ 551

Source: Data Set: Census 2000 Summary File 3 (SF 3) - Sample Data -- HCT37D. MEDIAN GROSS RENT (DOLLARS) (ASIAN ALONE HOUSEHOLDER) [1] - Universe: Specified renter-occupied housing units paying cash rent with a householder who is Asian alone; HCT37I. MEDIAN GROSS RENT (DOLLARS) (WHITE ALONE, NOT HISPANIC OR LATINO HOUSEHOLDER) [1] - Universe: Specified renter-occupied housing units paying cash rent with a householder who is White alone, not Hispanic or Latino

MEDIAN HOME VALUE

Source data for Chart 18

	Asian Vermont	White, Not Hispanic Vermont
Median value	\$ 136,000	\$ 111,500

Source: Data Set: Census 2000 Summary File 3 (SF 3) - Sample Data -- HCT42D. MEDIAN VALUE (DOLLARS) (ASIAN ALONE HOUSEHOLDER) [1] - Universe: Specified owner-occupied housing units with a householder who is Asian alone; HCT42I. MEDIAN VALUE (DOLLARS) (WHITE ALONE, NOT HISPANIC OR LATINO HOUSEHOLDER) [1] - Universe: Specified owner-occupied housing units with a householder who is White alone, not Hispanic or Latino