

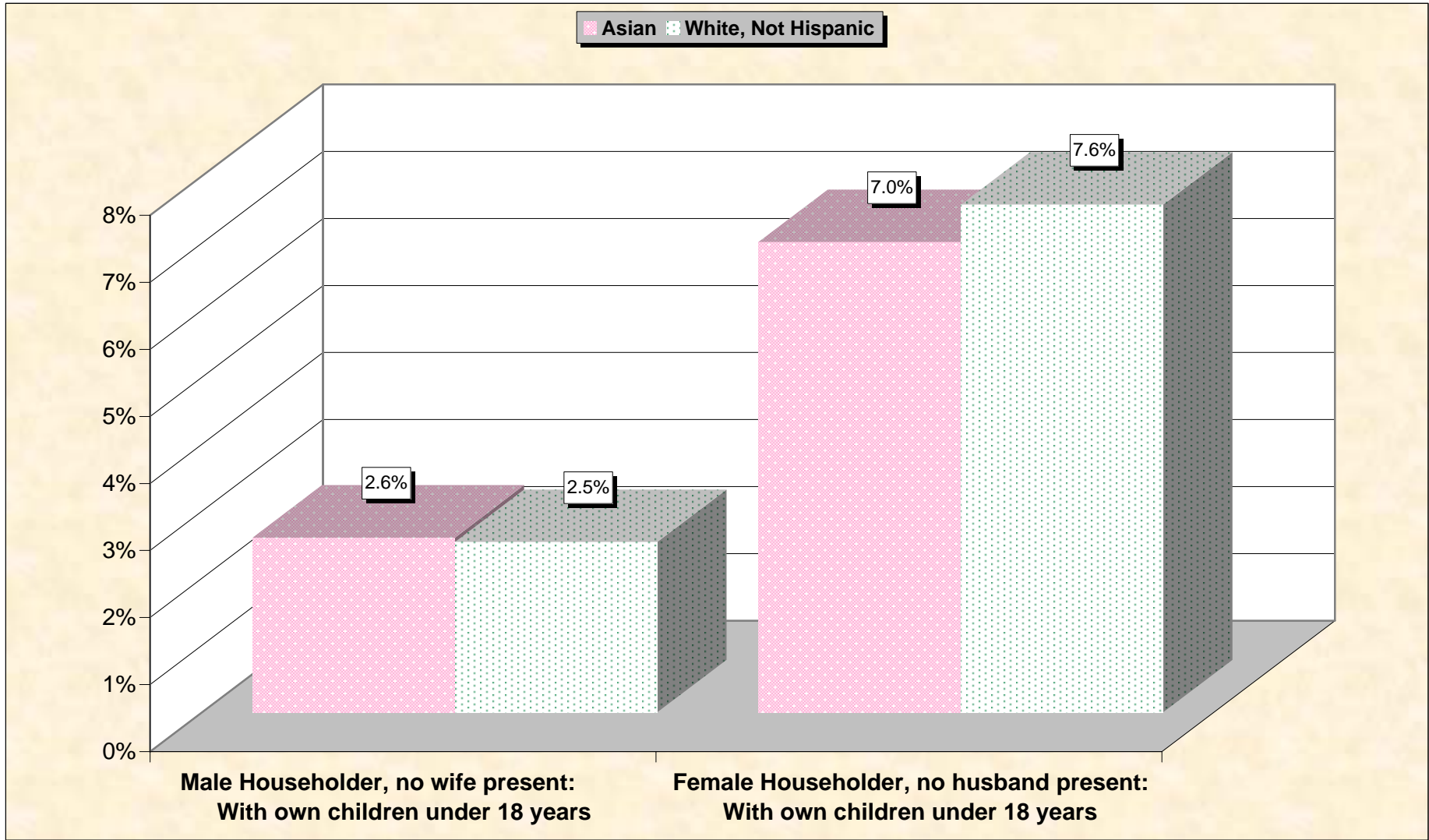
Selected Socio-Economic Data

Utah

Asian and White, Not Hispanic

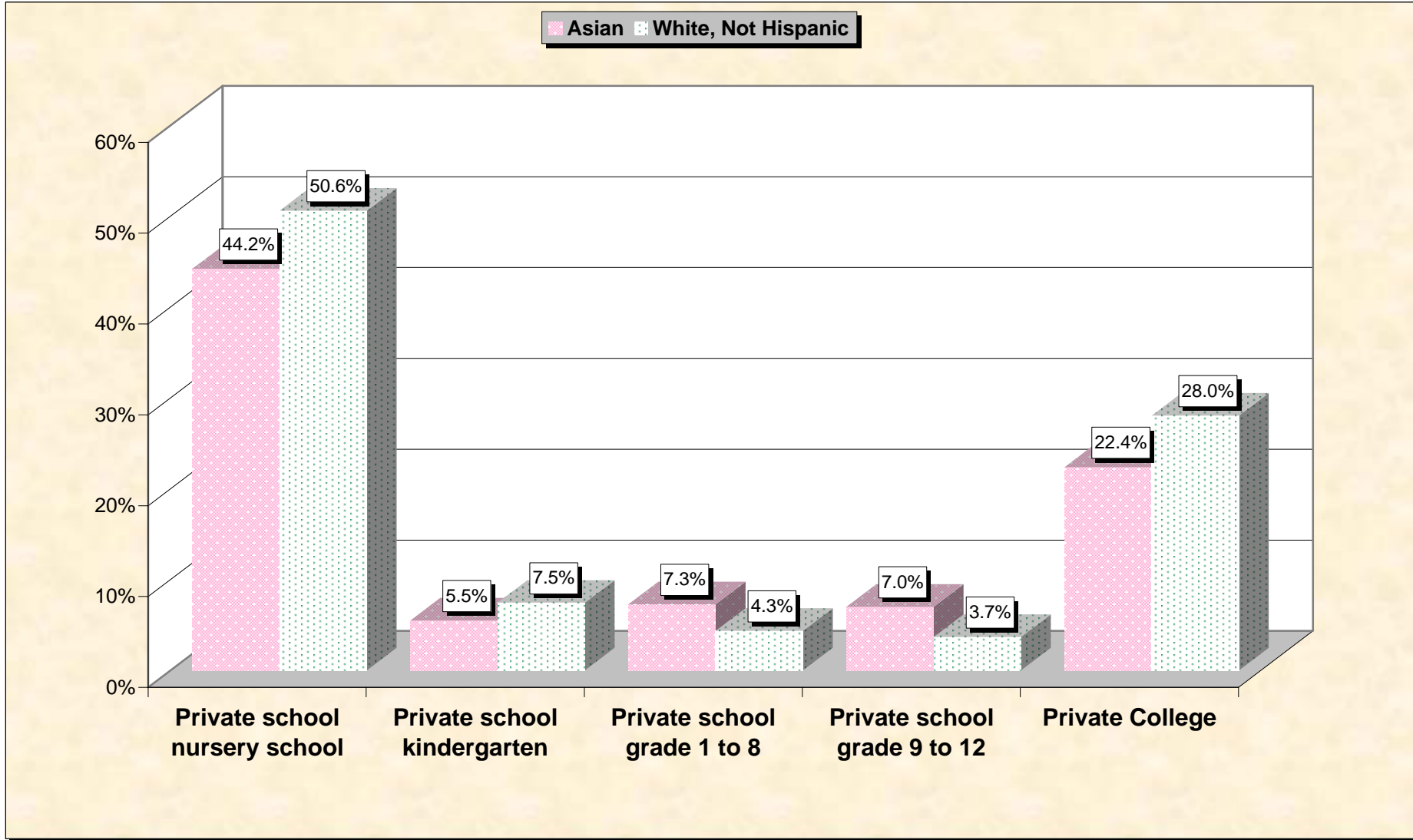
Data Set: Census 2000 Summary File 3 (SF 3) - Sample Data

Chart 1 -- Single-Parent Family Households (Householder 15 to 64 years) Utah



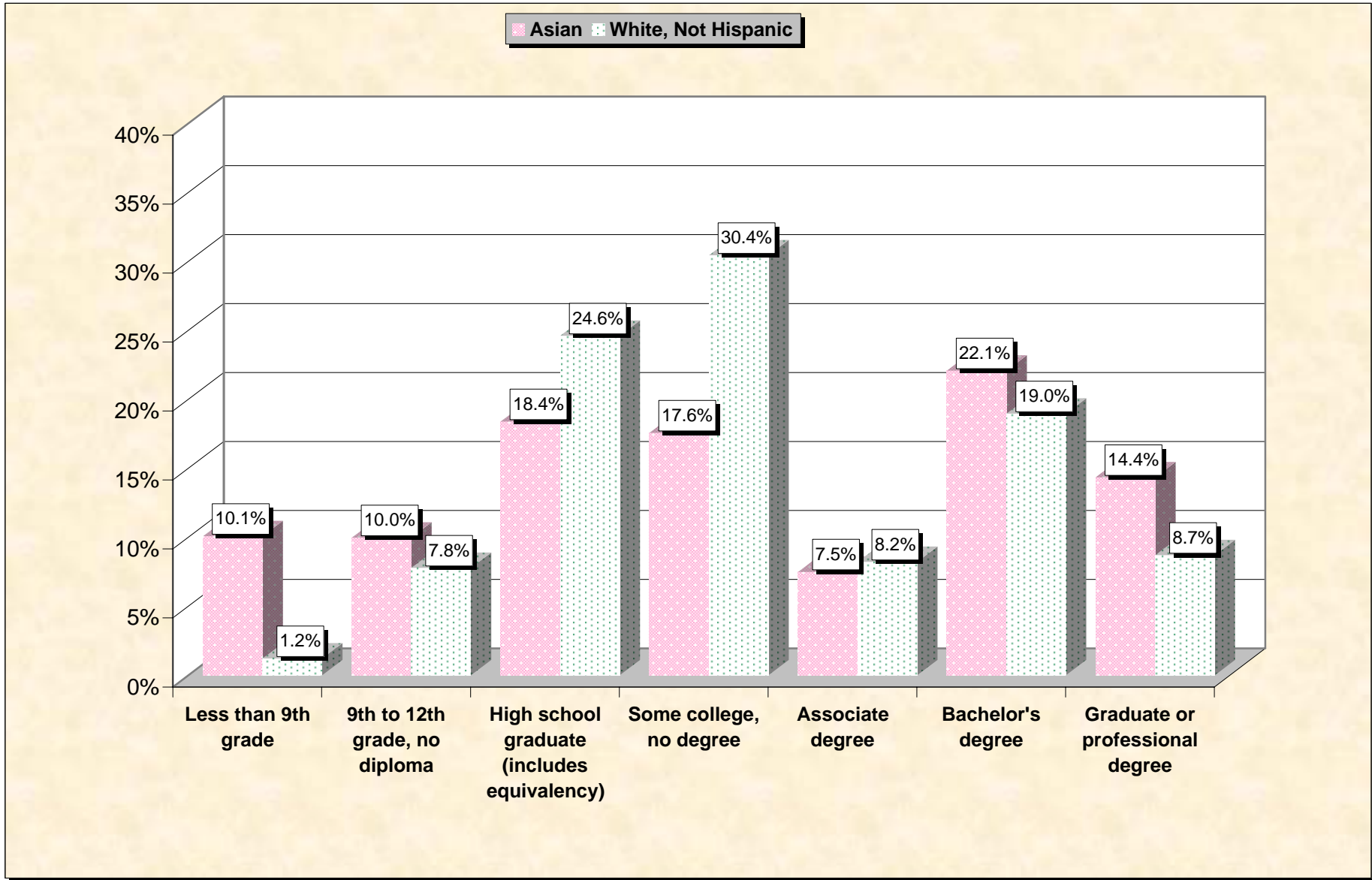
Source: Data Set: Census 2000 Summary File 3 (SF 3) - Sample Data - P146D. HOUSEHOLDS BY AGE OF HOUSEHOLDER BY HOUSEHOLD TYPE (INCLUDING LIVING ALONE) BY PRESENCE OF OWN CHILDREN UNDER 18 YEARS (ASIAN ALONE HOUSEHOLDER) [31] - Universe: Households with a householder who is Asian alone; P146I. HOUSEHOLDS BY AGE OF HOUSEHOLDER BY HOUSEHOLD TYPE (INCLUDING LIVING ALONE) BY PRESENCE OF OWN CHILDREN UNDER 18 YEARS (WHITE ALONE, NOT HISPANIC OR LATINO HOUSEHOLDER) [31] - Universe: Households with a householder who is White alone, not Hispanic or Latino.

Chart 2 -- Private School Enrollment (3 years and over) Utah



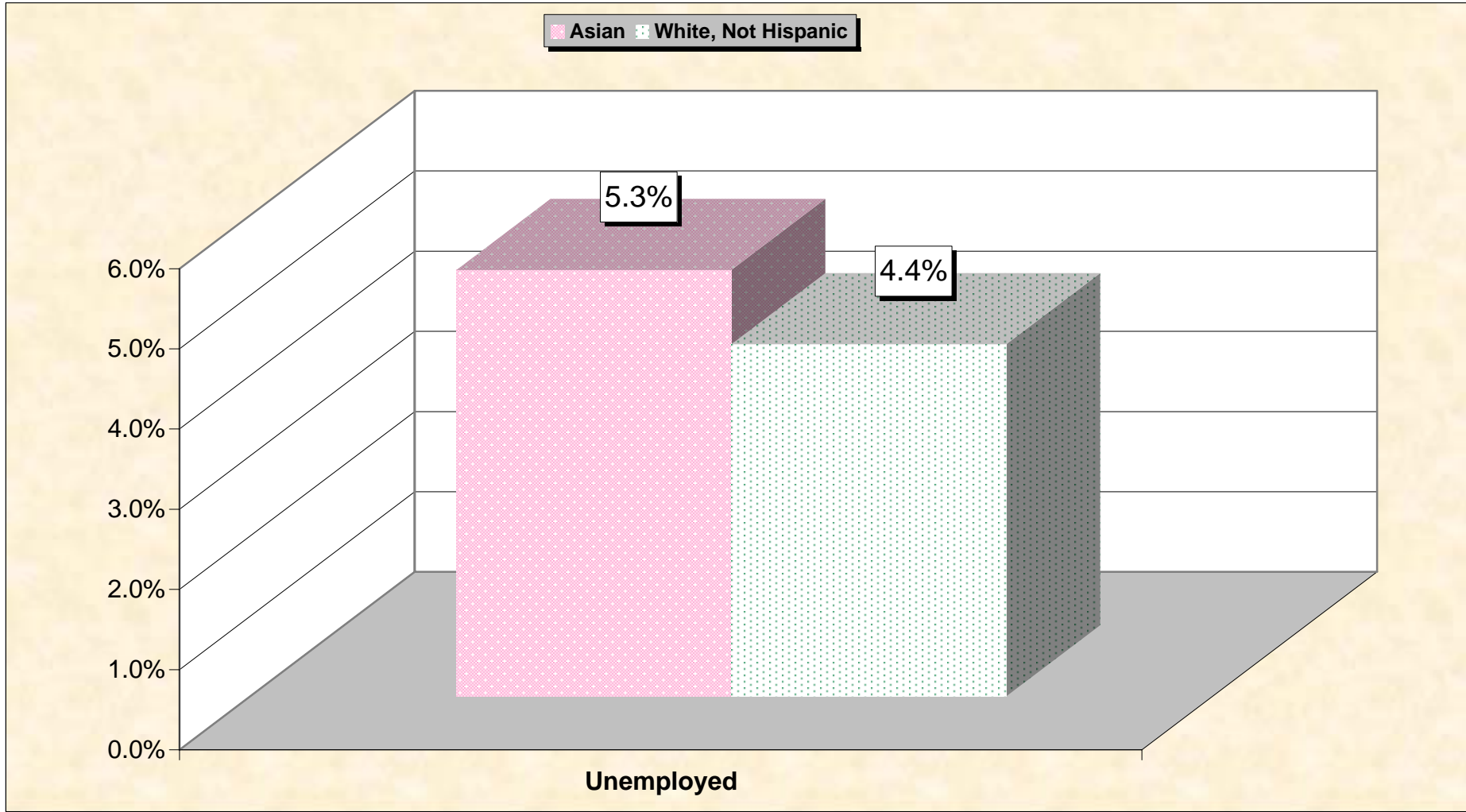
Source: Data Set: Census 2000 Summary File 3 (SF 3) - Sample Data -- P147D. SCHOOL ENROLLMENT BY LEVEL OF SCHOOL BY TYPE OF SCHOOL FOR THE POPULATION 3 YEARS AND OVER (ASIAN ALONE) [17] - Universe: Asian alone population 3 years and over; P147I. SCHOOL ENROLLMENT BY LEVEL OF SCHOOL BY TYPE OF SCHOOL FOR THE POPULATION 3 YEARS AND OVER (WHITE ALONE, NOT HISPANIC OR LATINO) [17] - Universe: White alone, not Hispanic or Latino population 3 years and over.

Chart 3 -- Educational Attainment (25 years and over) Utah



Source: Data Set: Census 2000 Summary File 3 (SF 3) - Sample Data -- P148D. SEX BY EDUCATIONAL ATTAINMENT FOR THE POPULATION 25 YEARS AND OVER (ASIAN ALONE) [17] - Universe: Asian alone population 25 years and over; P148I. SEX BY EDUCATIONAL ATTAINMENT FOR THE POPULATION 25 YEARS AND OVER (WHITE ALONE, NOT HISPANIC OR LATINO) [17] - Universe: White alone, not Hispanic or Latino population 25 years and over.

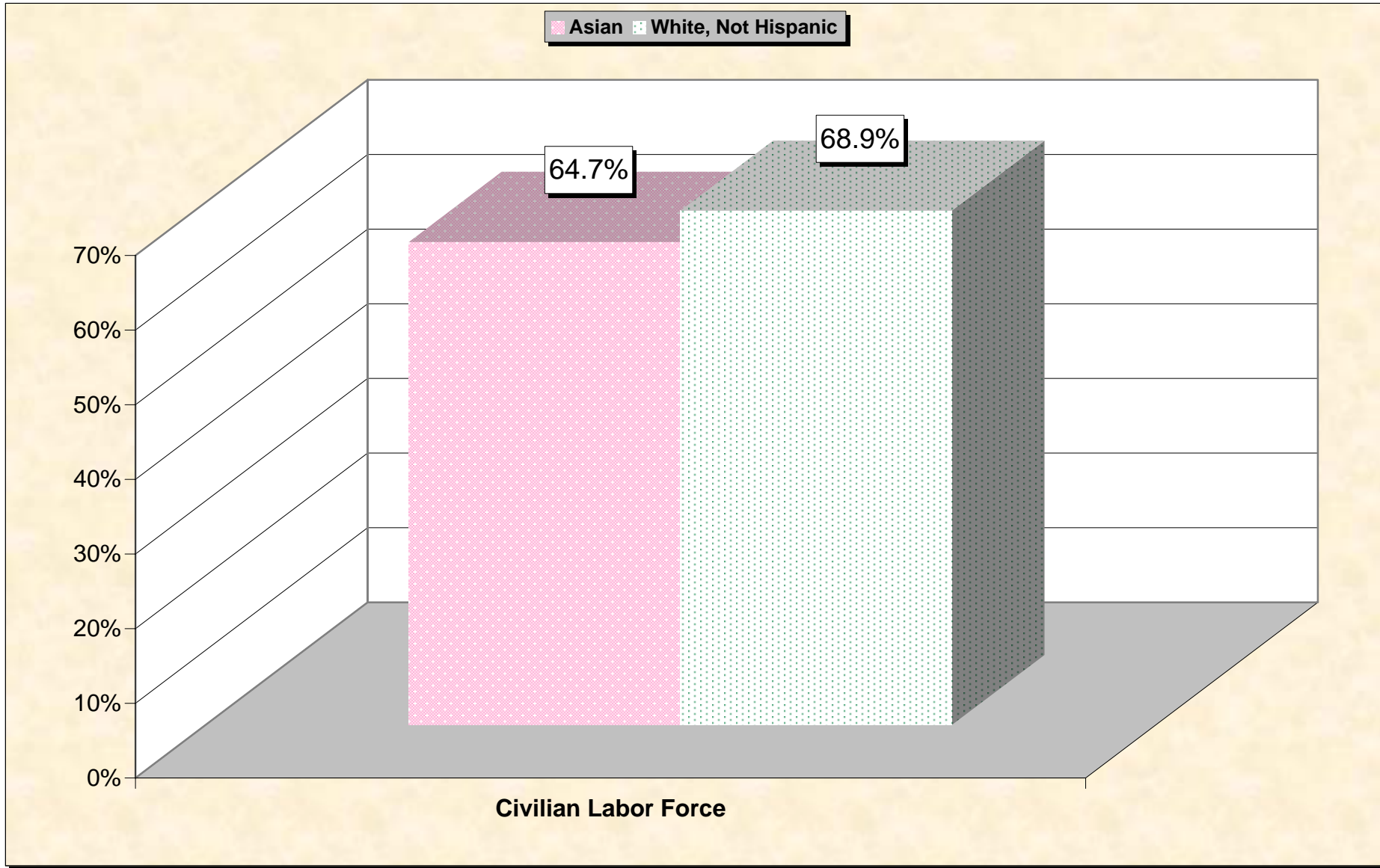
Chart 4 -- Unemployment Rate (Civilian Labor Force) Utah



Note: Unemployment rate is defined as a percentage of the civilian labor force.

Source: Data Set: Census 2000 Summary File 3 (SF 3) - Sample Data -- P150D. SEX BY EMPLOYMENT STATUS FOR THE POPULATION 16 YEARS AND OVER (ASIAN ALONE) [15] - Universe: Asian alone population 16 years and over; P150I. SEX BY EMPLOYMENT STATUS FOR THE POPULATION 16 YEARS AND OVER (WHITE ALONE, NOT HISPANIC OR LATINO) [15] - Universe: White alone, not Hispanic or Latino population 16 years and over

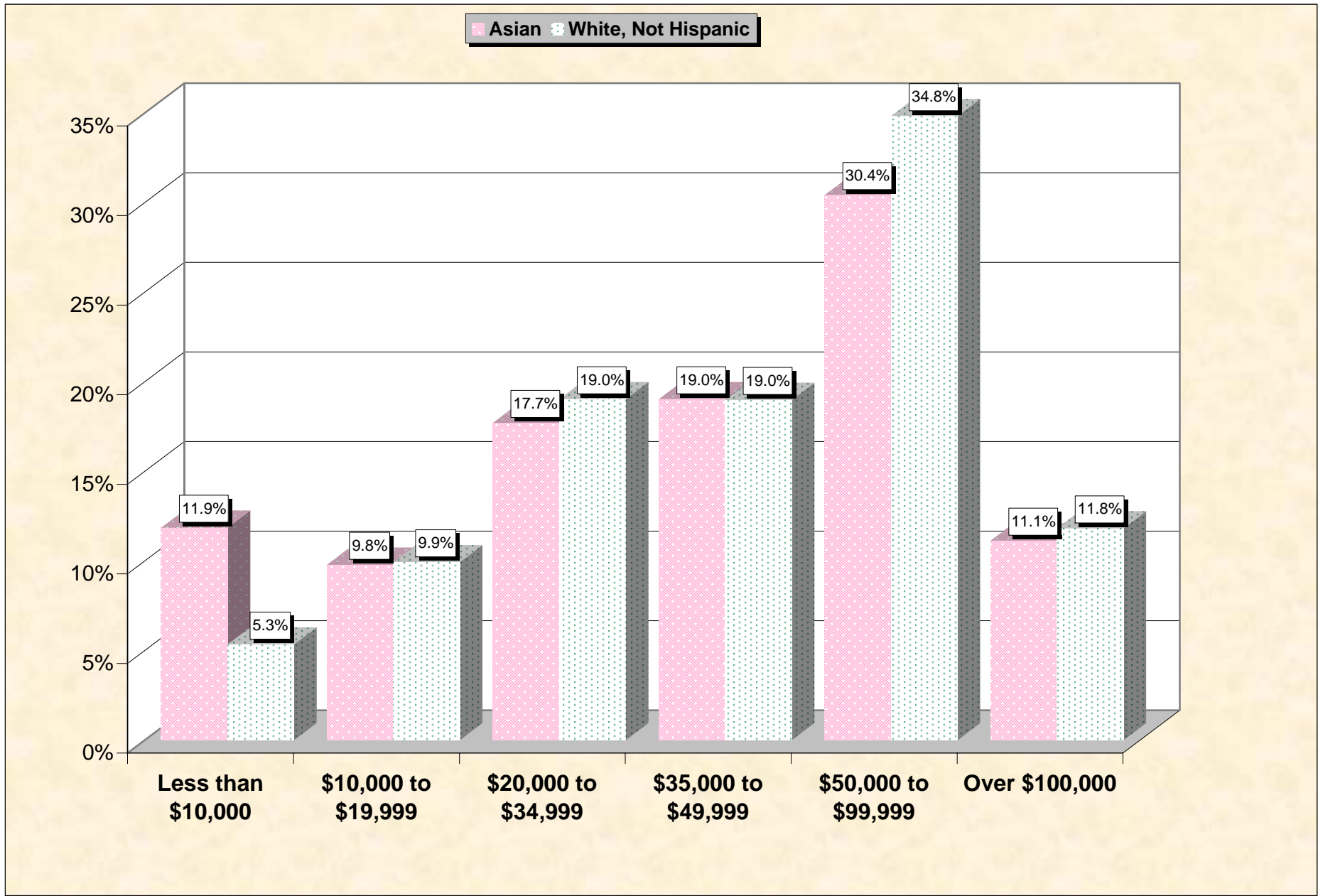
Chart 5 -- Labor Force Participation (Civilian Labor Force) Utah



Note: Labor force participation rate is defined as a percentage of the civilian population over 16.

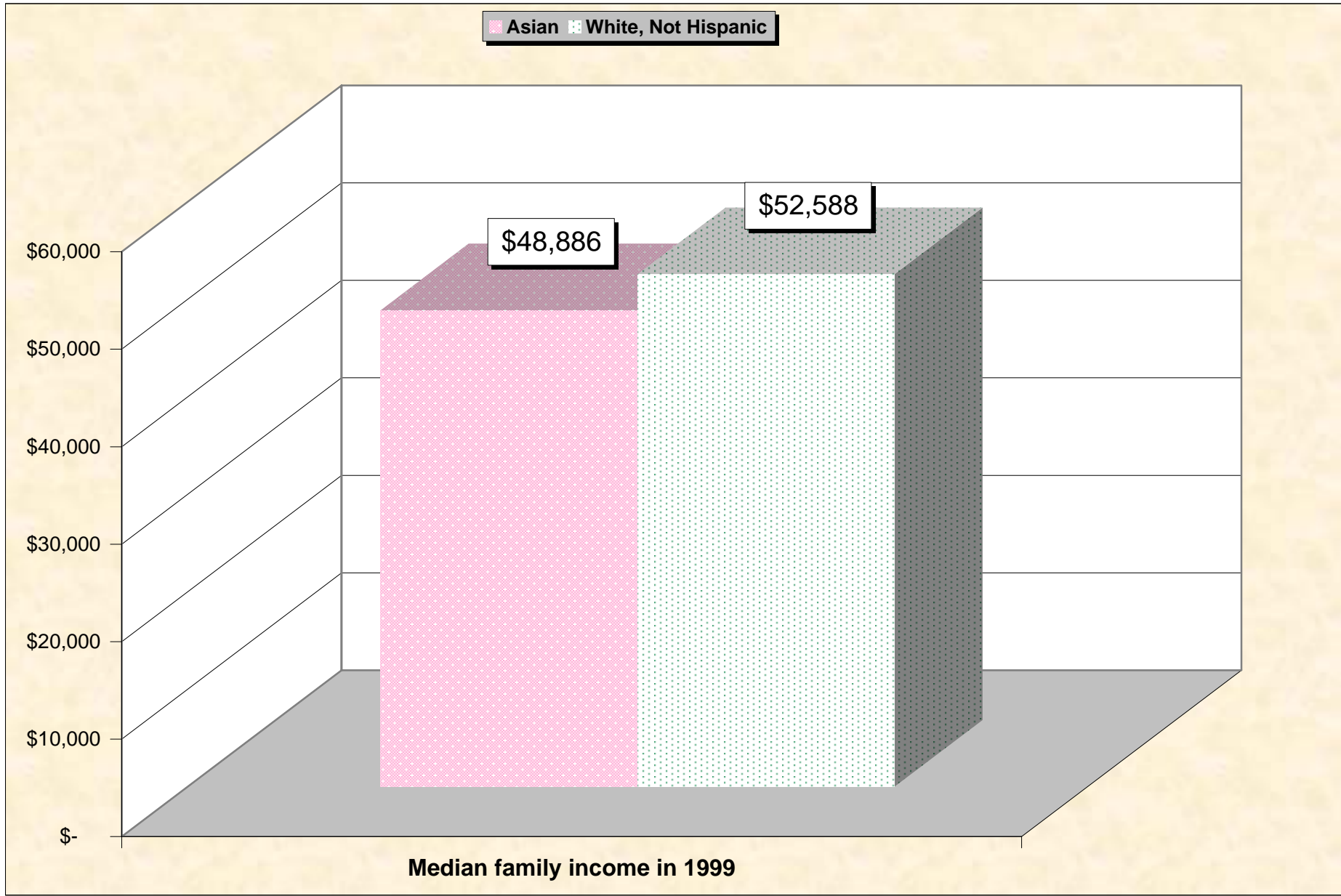
Source: Data Set: Census 2000 Summary File 3 (SF 3) - Sample Data -- P150D. SEX BY EMPLOYMENT STATUS FOR THE POPULATION 16 YEARS AND OVER (ASIAN ALONE) [15] - Universe: Asian alone population 16 years and over; P150I. SEX BY EMPLOYMENT STATUS FOR THE POPULATION 16 YEARS AND OVER (WHITE ALONE, NOT HISPANIC OR LATINO) [15] - Universe: White alone, not Hispanic or Latino population 16 years and over

Chart 6 -- Household Income in 1999 Utah



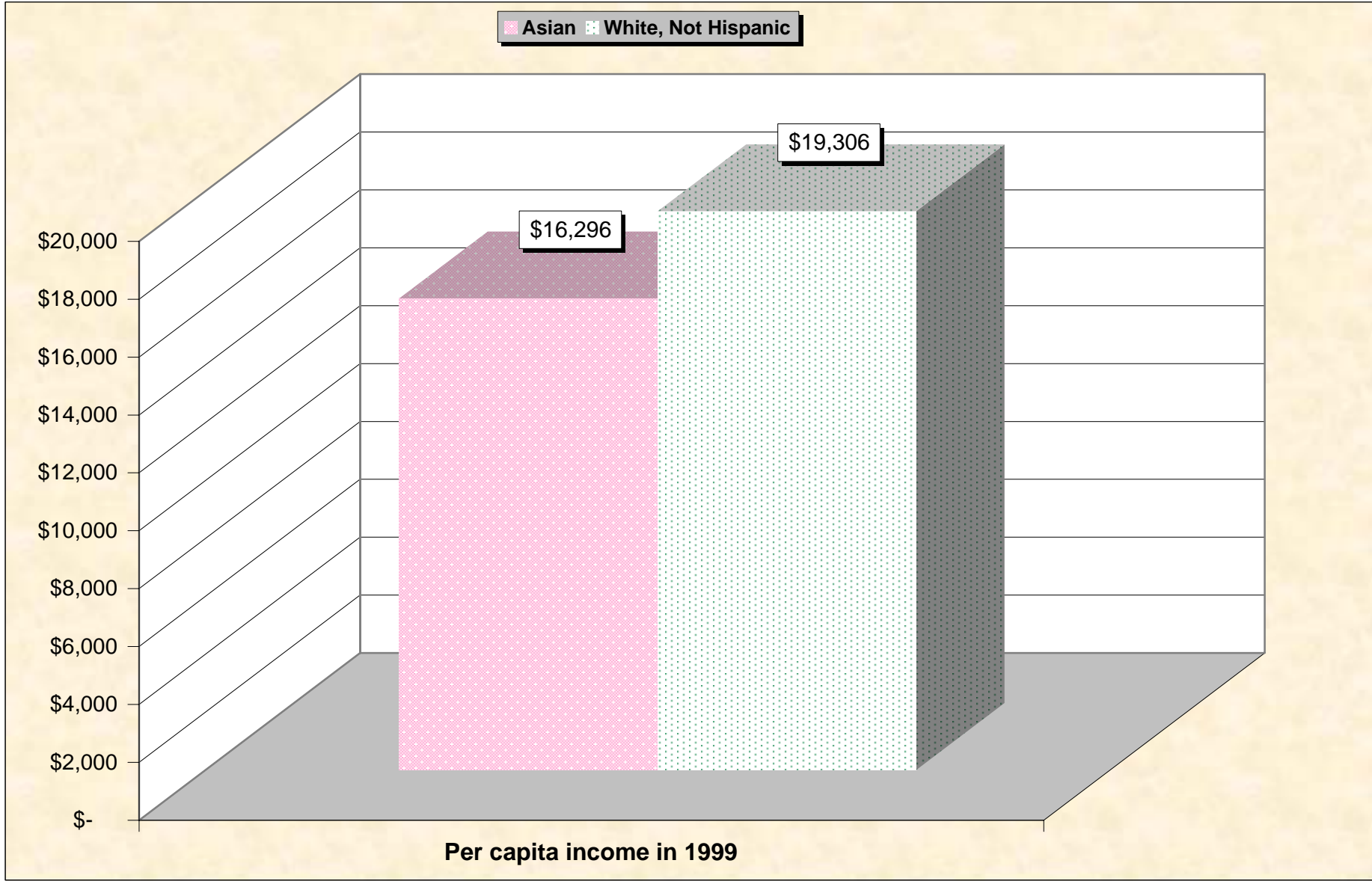
Source: Data Set: Census 2000 Summary File 3 (SF 3) - Sample Data -- P151D. HOUSEHOLD INCOME IN 1999 (ASIAN ALONE HOUSEHOLDER) [17] - Universe: Households with a householder who is Asian alone; P151I. HOUSEHOLD INCOME IN 1999 (WHITE ALONE, NOT HISPANIC OR LATINO HOUSEHOLDER) [17] - Universe: Households with a householder who is White alone, not Hispanic or Latino

Chart 7 -- Median Family Income In 1999 Utah



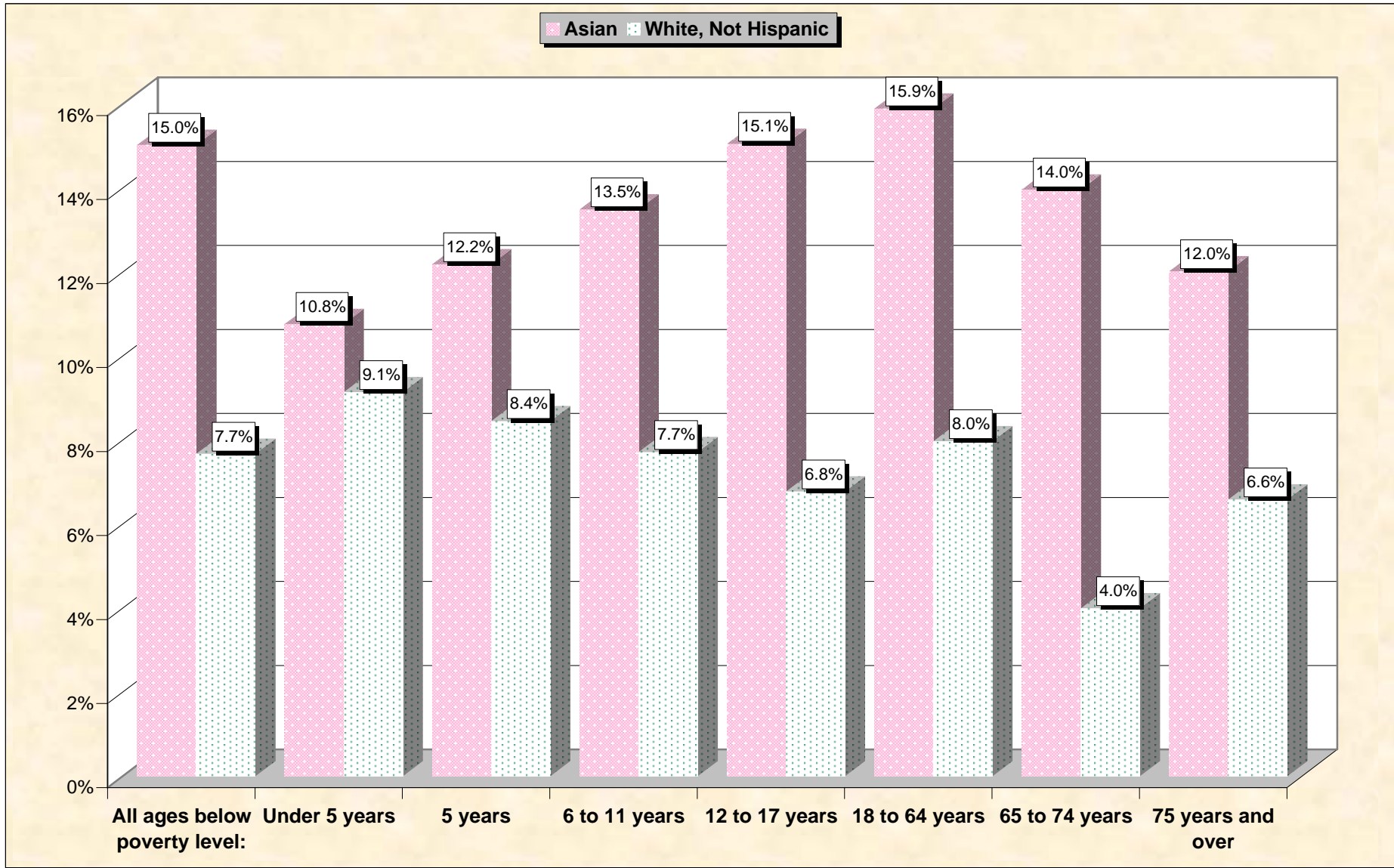
Source: Data Set: Census 2000 Summary File 3 (SF 3) - Sample Data -- P155D. MEDIAN FAMILY INCOME IN 1999 (DOLLARS) (ASIAN ALONE HOUSEHOLDER) [1] - Universe: Families with a householder who is Asian alone ; P155I. MEDIAN FAMILY INCOME IN 1999 (DOLLARS) (WHITE ALONE, NOT HISPANIC OR LATINO HOUSEHOLDER) [1] - Universe: Families with a householder who is White alone, not Hispanic or Latino

Chart 8 -- Per Capita Income In 1999 Utah



Source: Data Set: Census 2000 Summary File 3 (SF 3) - Sample Data -- P157D. PER CAPITA INCOME IN 1999 (DOLLARS) (ASIAN ALONE) [1] - Universe: Asian alone population; P157I. PER CAPITA INCOME IN 1999 (DOLLARS) (WHITE ALONE, NOT HISPANIC OR LATINO) [1] - Universe: White alone, not Hispanic or Latino population

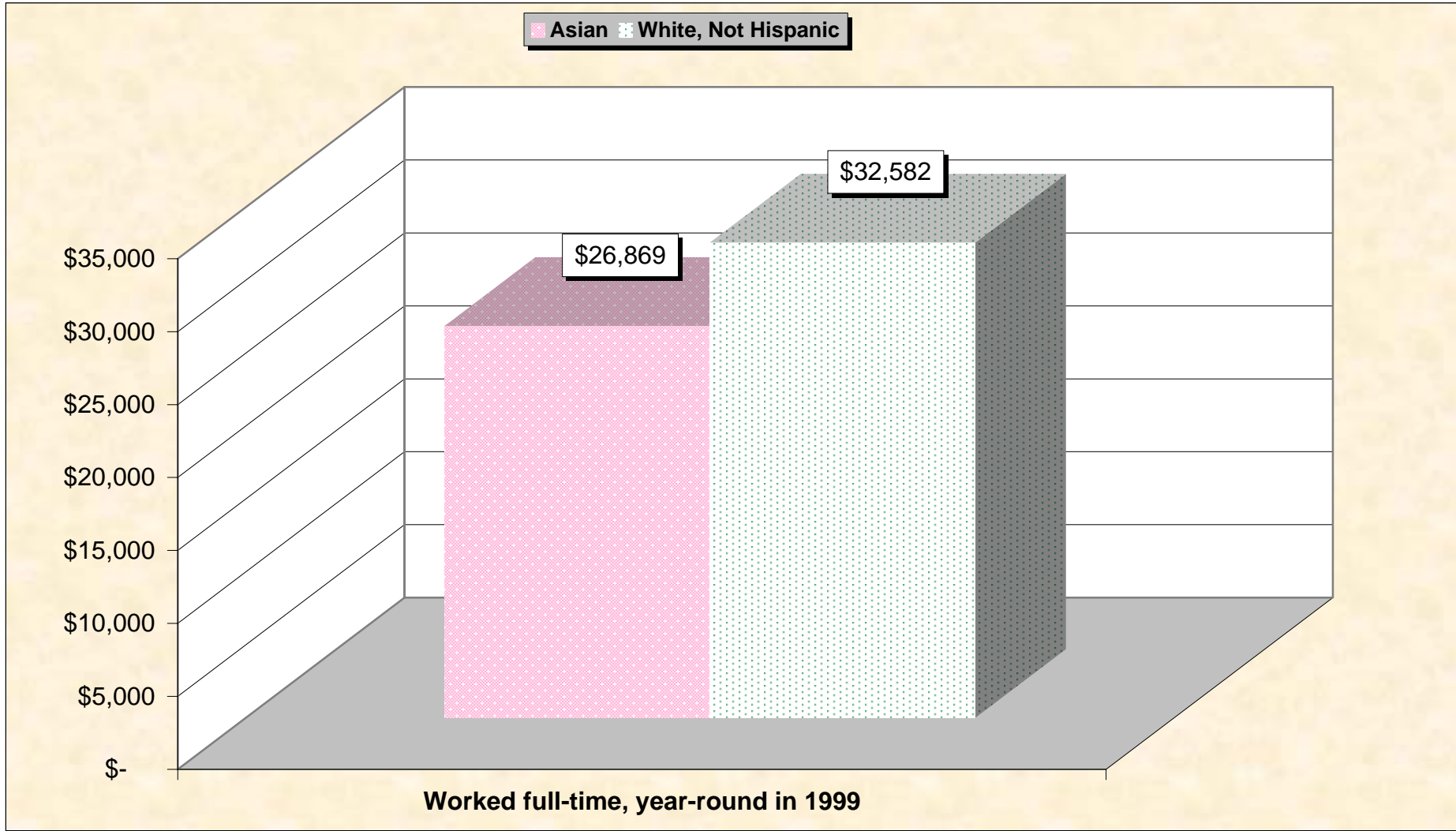
Chart 9 -- Income in 1999 Below Poverty Level by Age Utah



Source: Data Set: Census 2000 Summary File 3 (SF 3) - Sample Data -- P159D. POVERTY STATUS IN 1999 BY AGE (ASIAN ALONE) [17] - Universe: Asian alone population for whom poverty status is determined; P159I. POVERTY STATUS IN 1999 BY AGE (WHITE ALONE, NOT HISPANIC OR LATINO) [17] - Universe: White alone, not Hispanic or Latino population for whom poverty status is determined.

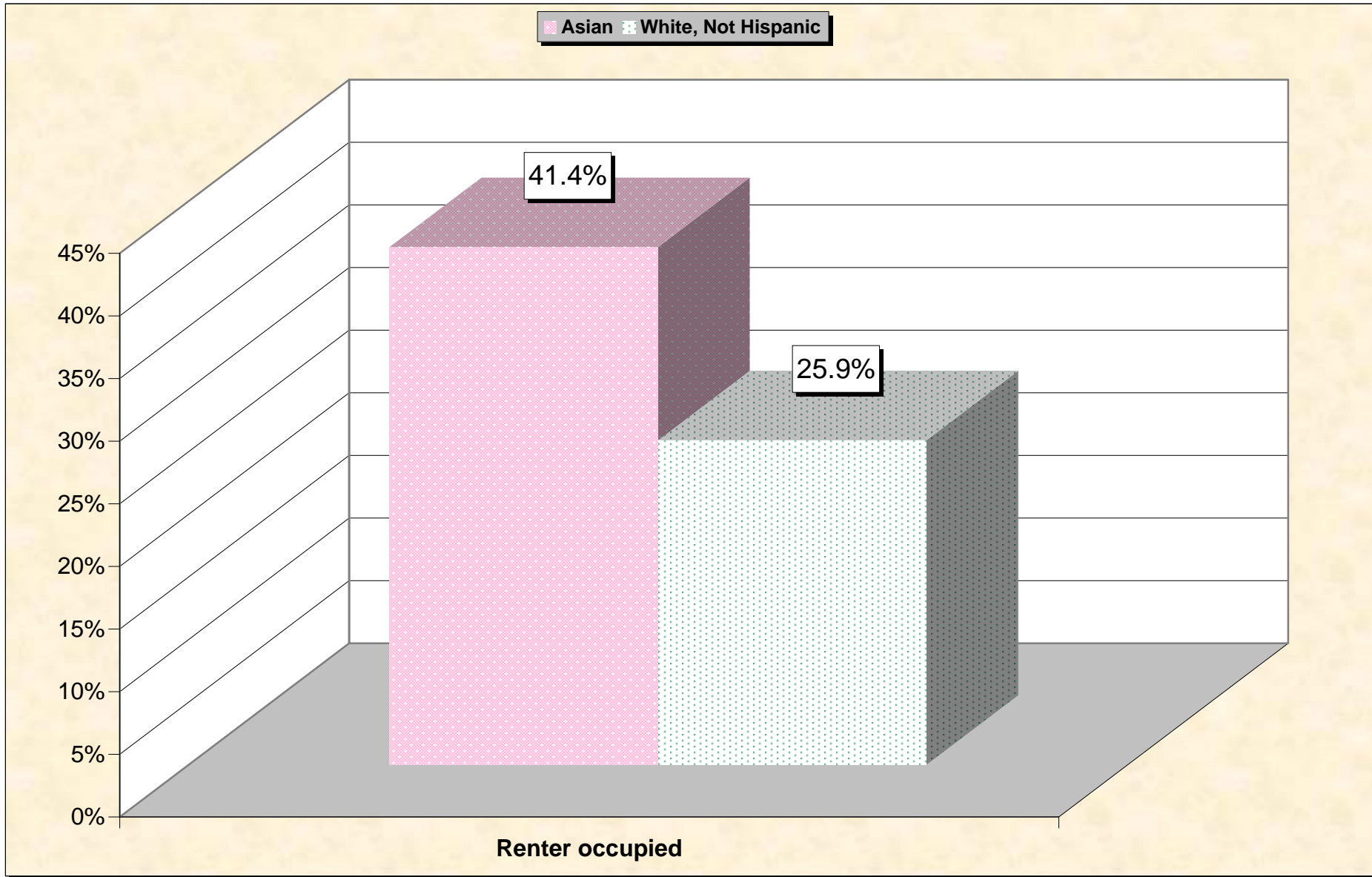
Chart 10 -- Median Earnings in 1999

Utah



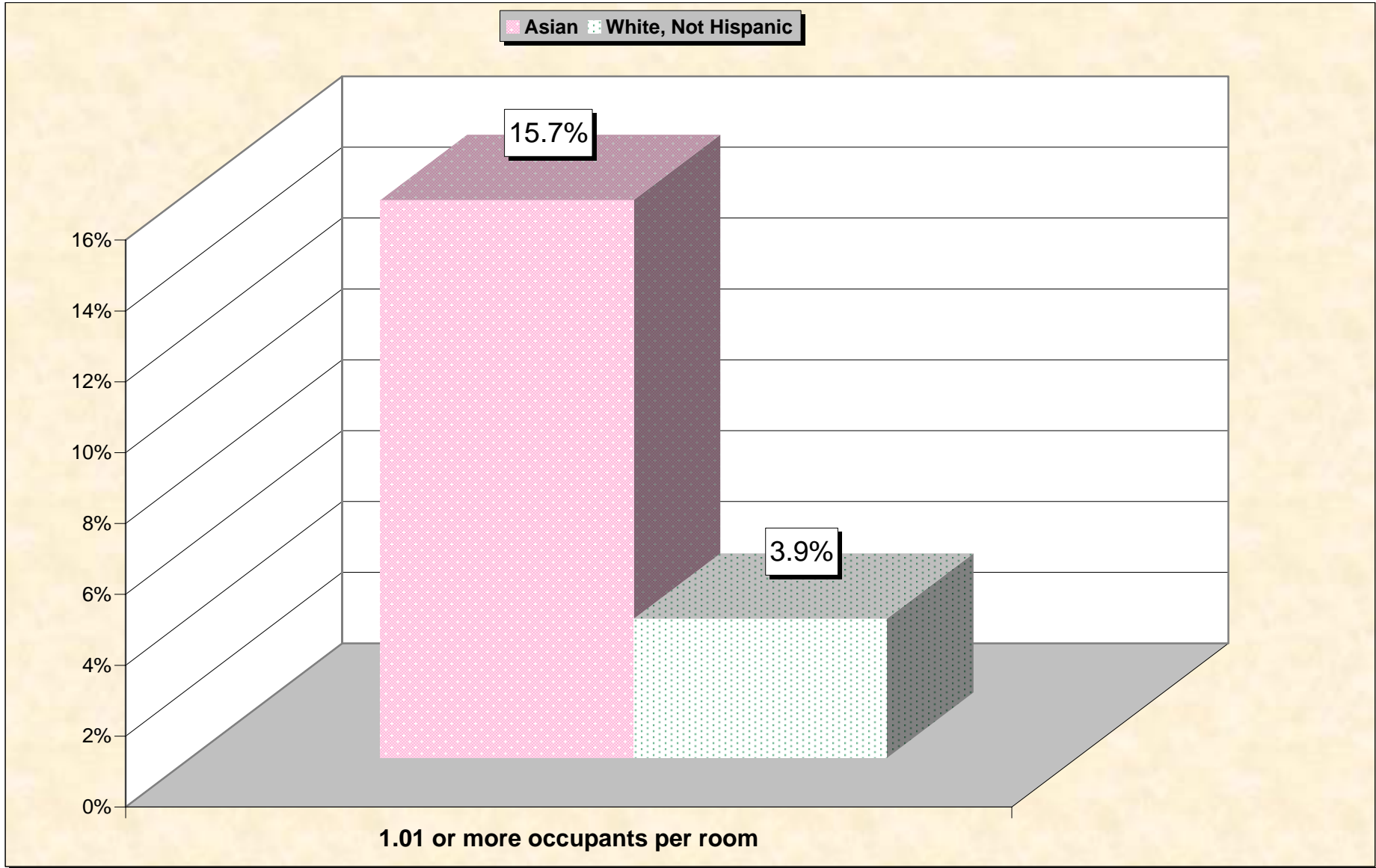
Source: Data Set: Census 2000 Summary File 3 (SF 3) - Sample Data -- PCT74D. MEDIAN EARNINGS IN 1999 (DOLLARS) BY WORK EXPERIENCE IN 1999 BY SEX FOR THE POPULATION 16 YEARS AND OVER WITH EARNINGS (ASIAN ALONE) [6] - Universe: Asian alone population 16 years and over with earnings in 1999; PCT74I. MEDIAN EARNINGS IN 1999 (DOLLARS) BY WORK EXPERIENCE IN 1999 BY SEX FOR THE POPULATION 16 YEARS AND OVER WITH EARNINGS (WHITE ALONE, NOT HISPANIC OR LATINO) [6] - Universe: White alone, not Hispanic or Latino population 16 years and over with earnings in 1999

Chart 11 -- Renter-Occupied Housing Utah



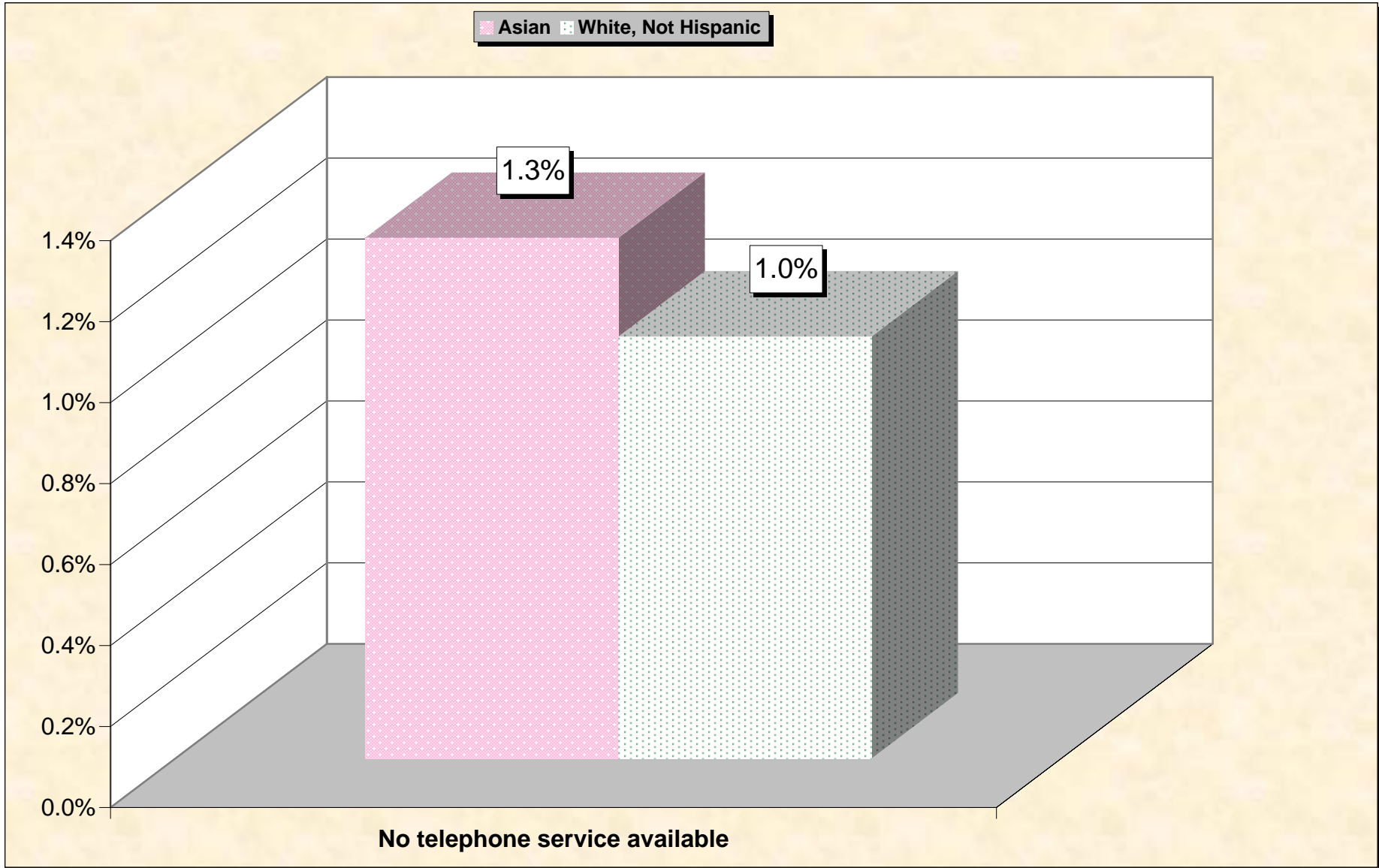
Source: Data Set: Census 2000 Summary File 3 (SF 3) - Sample Data -- H11. TENURE BY RACE OF HOUSEHOLDER [17] - Universe: Occupied housing units; H13. TENURE (WHITE ALONE, NOT HISPANIC OR LATINO HOUSEHOLDER) [3] - Universe: Occupied housing units with a householder who is White alone, not Hispanic or Latino.

Chart 12 -- Occupants Per Room (Crowding) by Household Utah



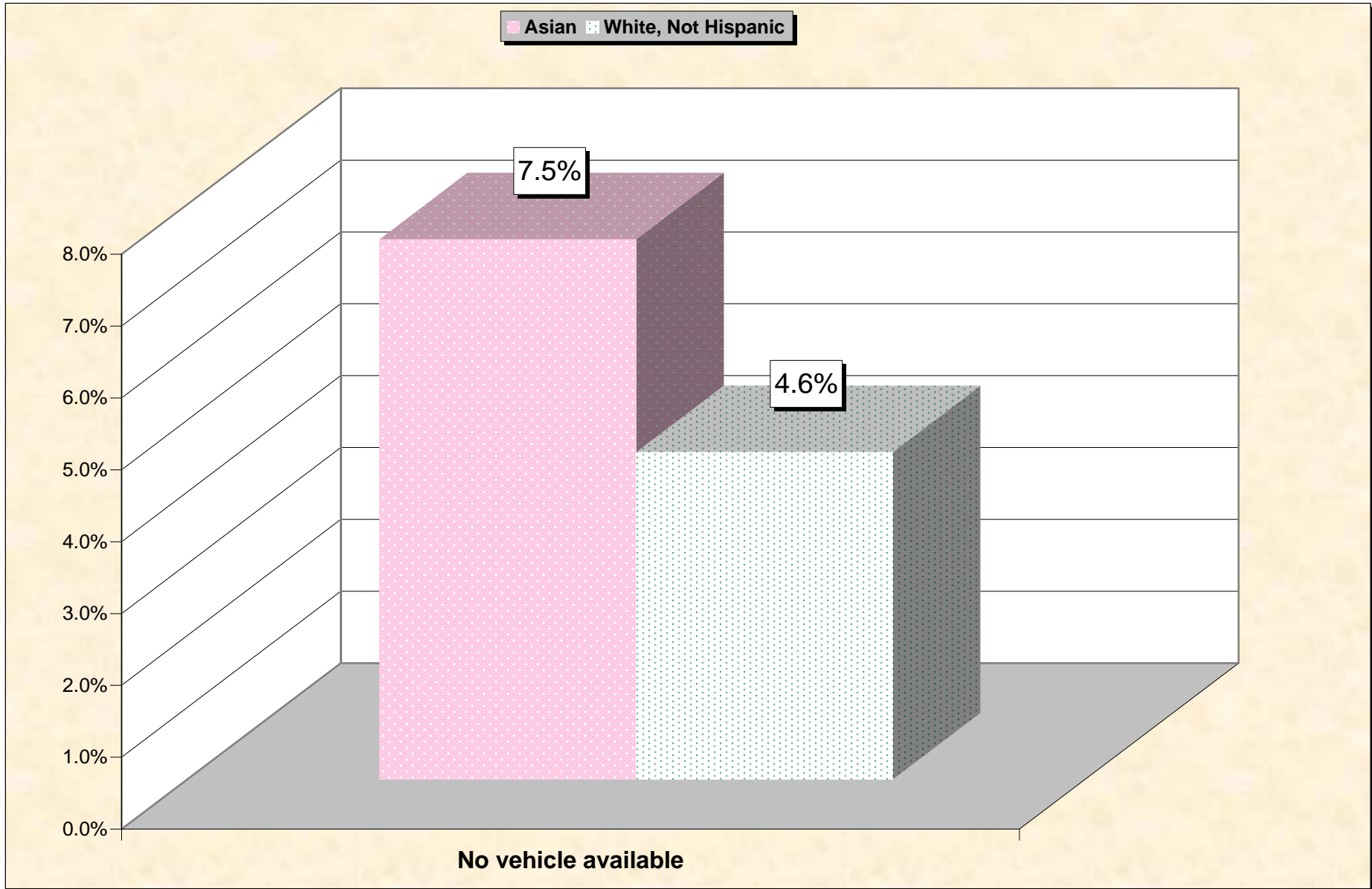
Source: Data Set: Census 2000 Summary File 3 (SF 3) - Sample Data -- HCT29D. OCCUPANTS PER ROOM (ASIAN ALONE HOUSEHOLDER) [3] - Universe: Occupied housing units with a householder who is Asian alone; HCT29I. OCCUPANTS PER ROOM (WHITE ALONE, NOT HISPANIC OR LATINO HOUSEHOLDER) [3] - Universe: Occupied housing units with a householder who is White alone, not Hispanic or Latino

Chart 13 -- Lack of Telephone Service by Household Utah



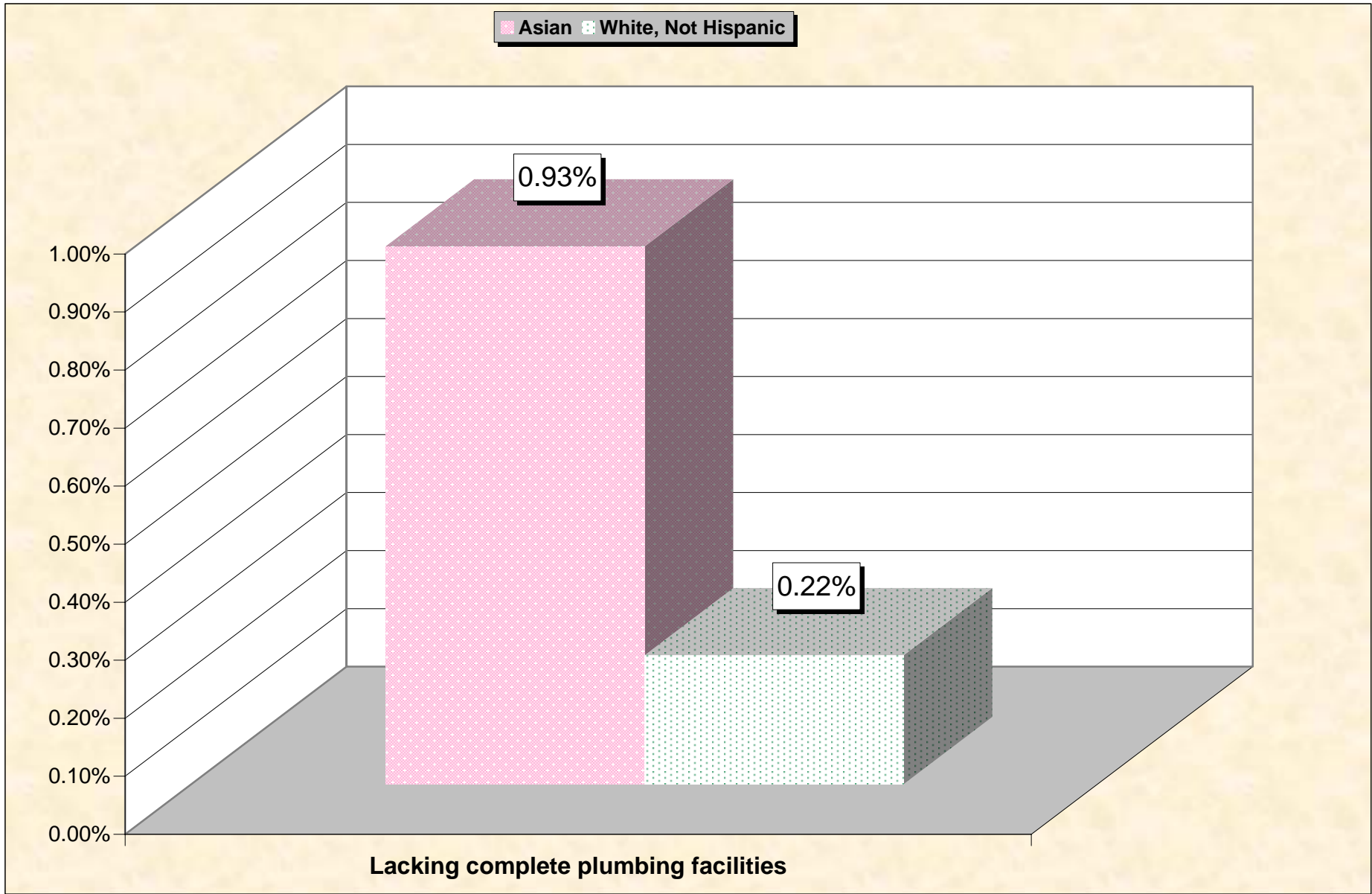
Source: Data Set: Census 2000 Summary File 3 (SF 3) - Sample Data -- HCT32D. TELEPHONE SERVICE AVAILABLE (ASIAN ALONE HOUSEHOLDER) [3] - Universe: Occupied housing units with a householder who is Asian alone; HCT32I. TELEPHONE SERVICE AVAILABLE (WHITE ALONE, NOT HISPANIC OR LATINO HOUSEHOLDER) [3] - Universe: Occupied housing units with a householder who is White alone, not Hispanic or Latino

Chart 14 -- Lack of Vehicle By Household Utah



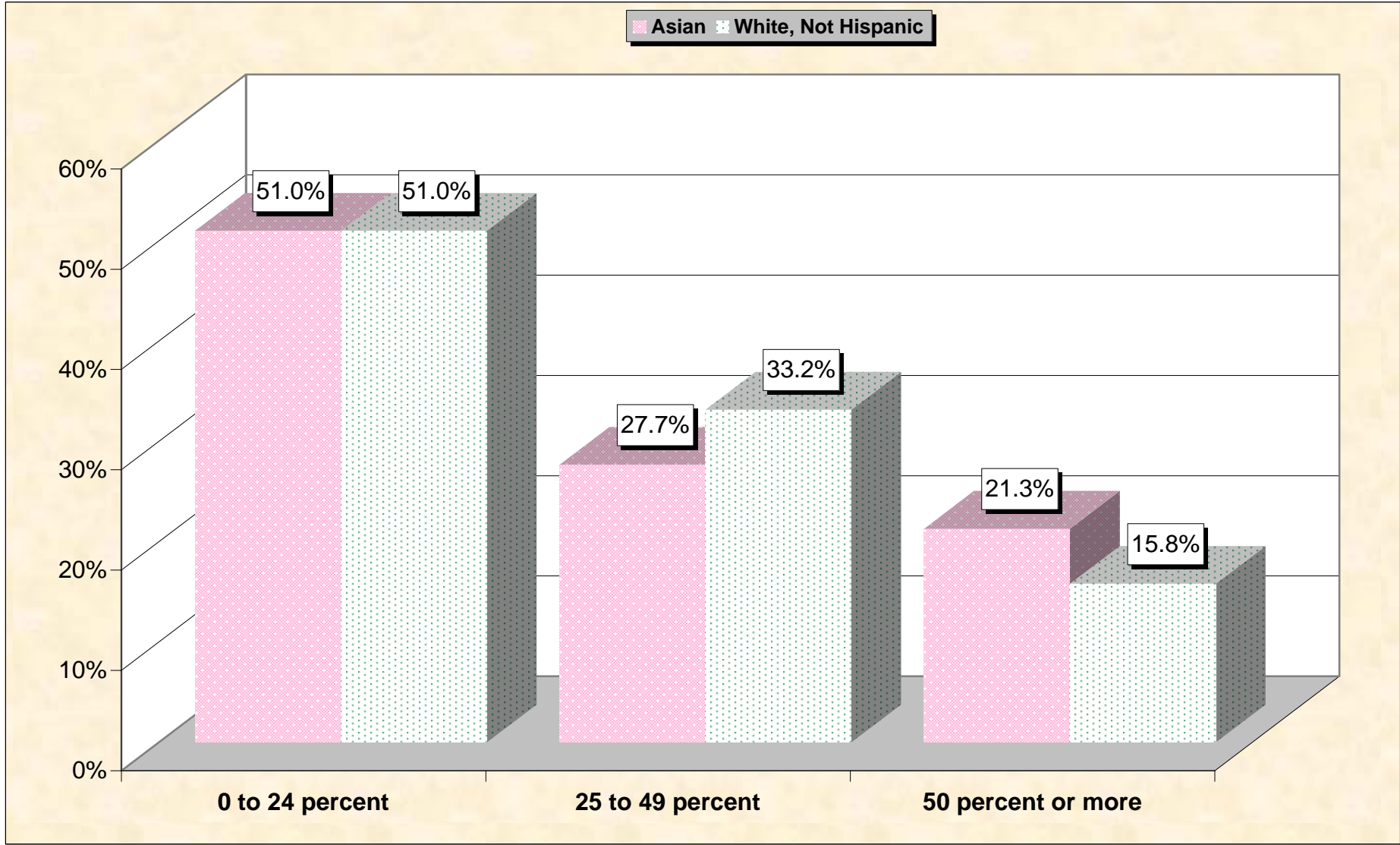
Source: Data Set: Census 2000 Summary File 3 (SF 3) - Sample Data -- HCT33D. VEHICLES AVAILABLE (ASIAN ALONE HOUSEHOLDER) [3] - Universe: Occupied housing units with a householder who is Asian alone;; HCT33I. VEHICLES AVAILABLE (WHITE ALONE, NOT HISPANIC OR LATINO HOUSEHOLDER) [3] - Universe: Occupied housing units with a householder who is White alone, not Hispanic or Latino

Chart 15 -- Lack of Plumbing By Household Utah



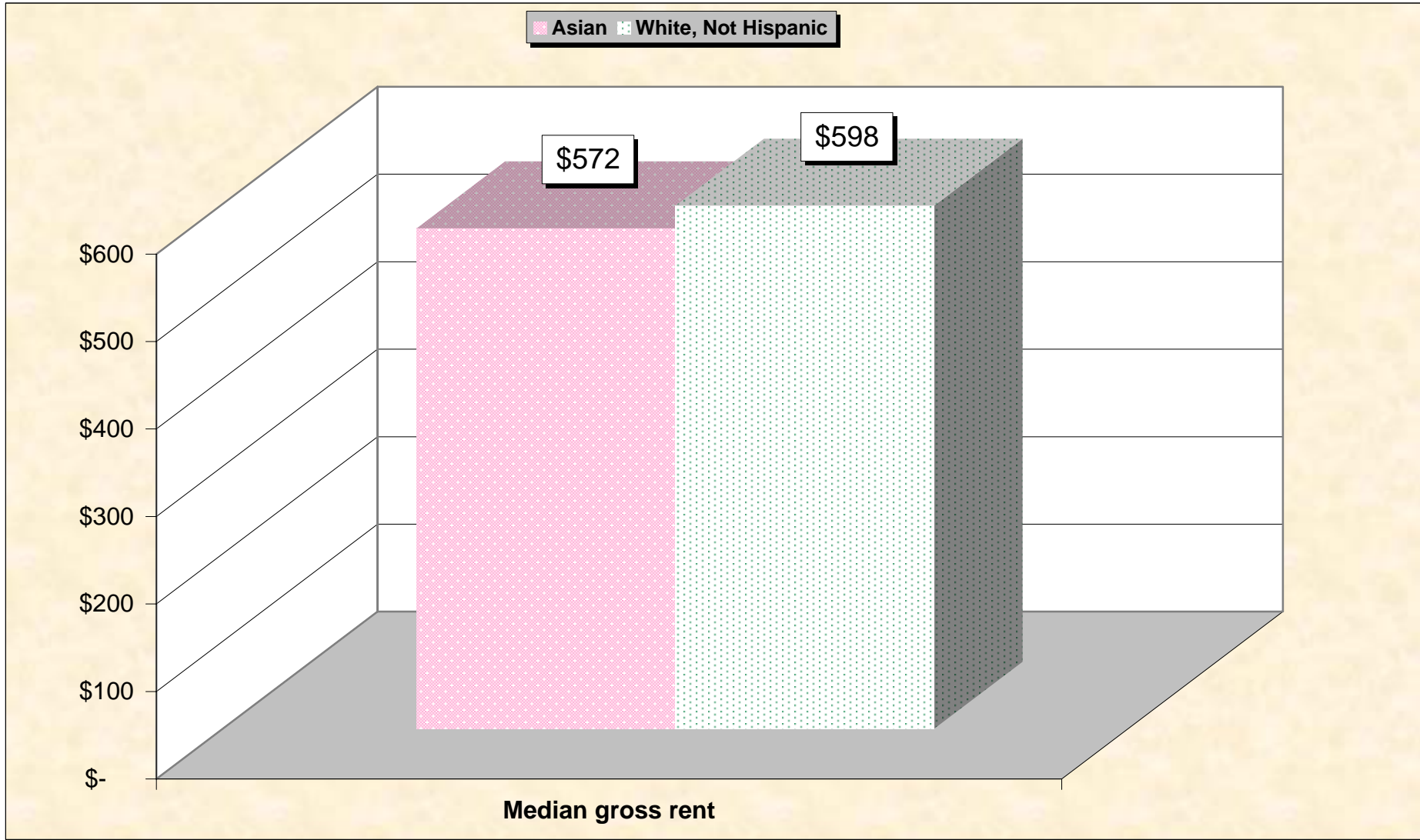
Source: Data Set: Census 2000 Summary File 3 (SF 3) - Sample Data -- HCT34D. PLUMBING FACILITIES (ASIAN ALONE HOUSEHOLDER) [3] - Universe: Occupied housing units with a householder who is Asian alone; HCT34I. PLUMBING FACILITIES (WHITE ALONE, NOT HISPANIC OR LATINO HOUSEHOLDER) [3] - Universe: Occupied housing units with a householder who is White alone, not Hispanic or Latino.

Chart 16 -- Gross Rent as a Percentage of Household Income in 1999 Utah



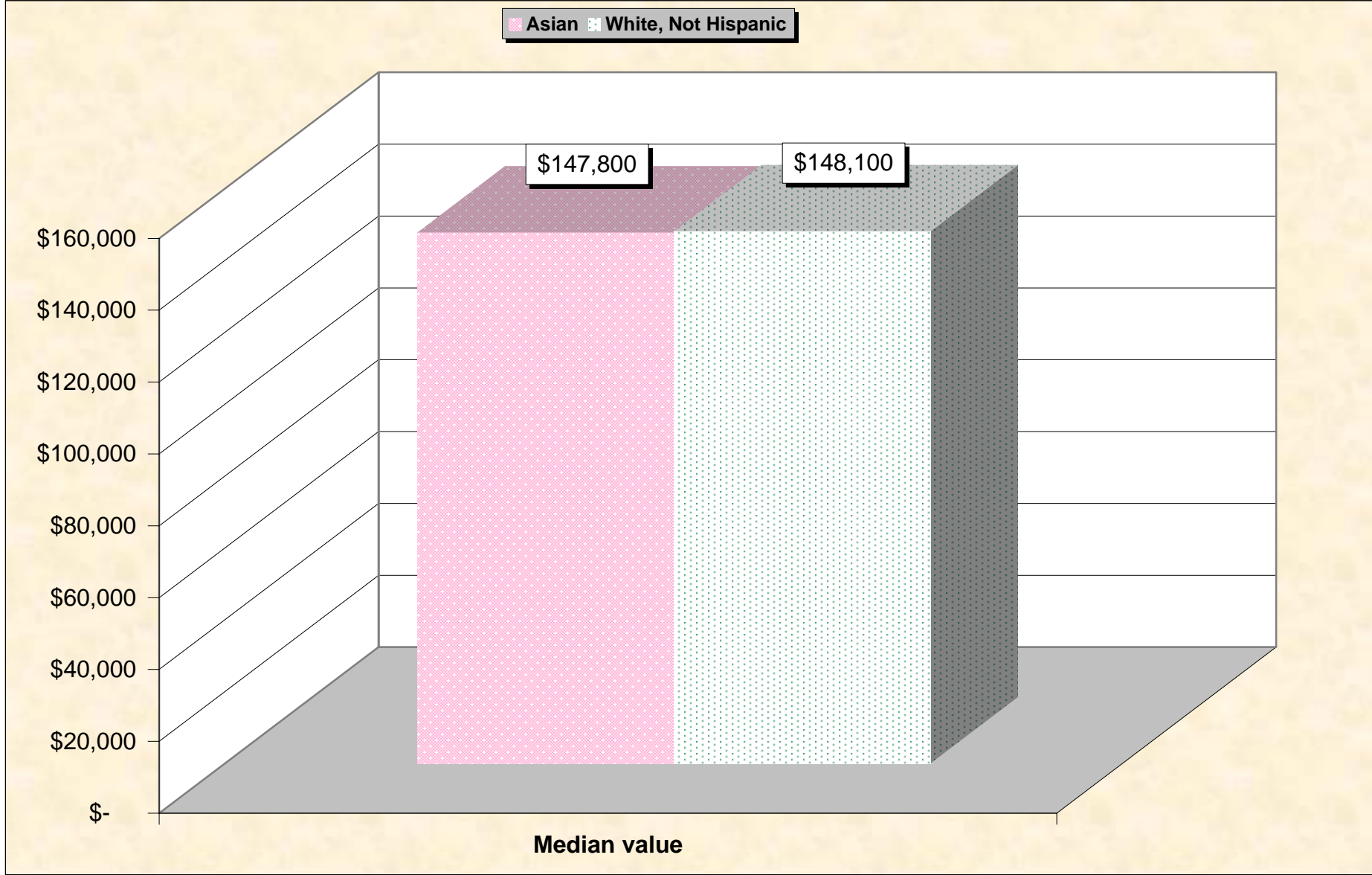
Source: Data Set: Census 2000 Summary File 3 (SF 3) - Sample Data -- HCT39D. GROSS RENT AS A PERCENTAGE OF HOUSEHOLD INCOME IN 1999 (ASIAN ALONE HOUSEHOLDER) [11] - Universe: Specified renter-occupied housing units with a householder who is Asian alone; HCT39I. GROSS RENT AS A PERCENTAGE OF HOUSEHOLD INCOME IN 1999 (WHITE ALONE, NOT HISPANIC OR LATINO HOUSEHOLDER) [11] - Universe: Specified renter-occupied housing units with a householder who is White alone, not Hispanic or Latino.

Chart 17 -- Median Gross Rent By Household Utah



Source: Data Set: Census 2000 Summary File 3 (SF 3) - Sample Data -- HCT37D. MEDIAN GROSS RENT (DOLLARS) (ASIAN ALONE HOUSEHOLDER) [1] - Universe: Specified renter-occupied housing units paying cash rent with a householder who is Asian alone; HCT37I. MEDIAN GROSS RENT (DOLLARS) (WHITE ALONE, NOT HISPANIC OR LATINO HOUSEHOLDER) [1] - Universe: Specified renter-occupied housing units paying cash rent with a householder who is White alone, not Hispanic or Latino

Chart 18 -- Median Home Value By Household Utah



Source: Data Set: Census 2000 Summary File 3 (SF 3) - Sample Data -- HCT42D. MEDIAN VALUE (DOLLARS) (ASIAN ALONE HOUSEHOLDER) [1] - Universe: Specified owner-occupied housing units with a householder who is Asian alone; HCT42I. MEDIAN VALUE (DOLLARS) (WHITE ALONE, NOT HISPANIC OR LATINO HOUSEHOLDER) [1] - Universe: Specified owner-occupied housing units with a householder who is White alone, not Hispanic or Latino

HOUSEHOLDS BY AGE OF HOUSEHOLDER BY HOUSEHOLD TYPE (INCLUDING LIVING ALONE) BY PRESENCE OF OWN CHILDREN UNDER 18 YEARS

Source data for Chart 1

	Asian Utah	White, Not Hispanic Utah
Total:	10,751	620,009
Householder 15 to 64 years:	9,537	506,363
Family households:	6,942	404,644
Married-couple family:	5,634	342,907
With own children under 18 years	3,741	219,864
No own children under 18 years	1,893	123,043
Other family:	1,308	61,737
Male householder, no wife present:	507	17,448
With own children under 18 years	181	10293
No own children under 18 years	326	7155
Female householder, no husband present:	801	44,289
With own children under 18 years	487	30,647
No own children under 18 years	314	13,642
Nonfamily households:	2,595	101,719
Householder living alone	1,578	70,630
Householder not living alone	1017	31089
Householder 65 years and over:	1,214	113,646
Family households:	800	70,200
Married-couple family:	664	61001
With own children under 18 years	14	665
No own children under 18 years	650	60336
Other family:	136	9199
Male householder, no wife present:	48	2059
With own children under 18 years	0	45
No own children under 18 years	48	2014
Female householder, no husband present:	88	7140
With own children under 18 years	0	45
No own children under 18 years	88	7095
Nonfamily households:	414	43446
Householder living alone	396	42014
Householder not living alone	18	1432

Source: Data Set: Census 2000 Summary File 3 (SF 3) - Sample Data - P146D. HOUSEHOLDS BY AGE OF HOUSEHOLDER BY HOUSEHOLD TYPE (INCLUDING LIVING ALONE) BY PRESENCE OF OWN CHILDREN UNDER 18 YEARS (ASIAN ALONE HOUSEHOLDER) [31] - Universe: Households with a householder who is Asian alone; P146I. HOUSEHOLDS BY AGE OF HOUSEHOLDER BY HOUSEHOLD TYPE (INCLUDING LIVING ALONE) BY PRESENCE OF OWN CHILDREN UNDER 18 YEARS (WHITE ALONE, NOT HISPANIC OR LATINO HOUSEHOLDER) [31] - Universe: Households with a householder who is White alone, not Hispanic or Latino.

SCHOOL ENROLLMENT BY LEVEL OF SCHOOL BY TYPE OF SCHOOL FOR THE POPULATION 3 YEARS AND OVER

Source data for Chart 2

	Asian Utah	White, Not Hispanic Utah
Total:	35,239	1,801,412
Enrolled in nursery school, preschool:	622	38,709
Public school	347	19,114
Private school	275	19,595
Enrolled in kindergarten:	455	30,957
Public school	430	28,648
Private school	25	2,309
Enrolled in grade 1 to grade 8:	3,744	254,936
Public school	3,471	243,853
Private school	273	11,083
Enrolled in grade 9 to grade 12:	2,425	140,632
Public school	2,255	135,456
Private school	170	5,176
Enrolled in college:	5,960	164,118
Public school	4,627	118,097
Private school	1,333	46,021
Not enrolled in school	22,033	1,172,060

Source: Data Set: Census 2000 Summary File 3 (SF 3) - Sample Data - P146D. HOUSEHOLDS BY AGE OF HOUSEHOLDER BY HOUSEHOLD TYPE (INCLUDING LIVING ALONE) BY PRESENCE OF OWN CHILDREN UNDER 18 YEARS (ASIAN ALONE HOUSEHOLDER) [31] - Universe: Households with a householder who is Asian alone; P146I. HOUSEHOLDS BY AGE OF HOUSEHOLDER BY HOUSEHOLD TYPE (INCLUDING LIVING ALONE) BY PRESENCE OF OWN CHILDREN UNDER 18 YEARS (WHITE ALONE, NOT HISPANIC OR LATINO HOUSEHOLDER) [31] - Universe: Households with a householder who is White alone, not Hispanic or Latino.

SEX BY EDUCATIONAL ATTAINMENT FOR THE POPULATION 25 YEARS AND OVER

Source data for Chart 3

	Asian Utah	White, Not Hispanic Utah
Total:	22,120	1,044,901
Male:	10,111	512,244
Less than 9th grade	842	6,519
9th to 12th grade, no diploma	991	39,953
High school graduate (includes equivalency)	1,589	111,595
Some college, no degree	1,853	149,251
Associate degree	753	39,817
Bachelor's degree	2,271	104,509
Graduate or professional degree	1,812	60,600
Female:	12,009	532,657
Less than 9th grade	1,391	6,273
9th to 12th grade, no diploma	1,217	41,497
High school graduate (includes equivalency)	2,480	145,680
Some college, no degree	2,035	168,861
Associate degree	907	46,189
Bachelor's degree	2,615	93,742
Graduate or professional degree	1,364	30,415

Source: Data Set: Census 2000 Summary File 3 (SF 3) - Sample Data -- P148D. SEX BY EDUCATIONAL ATTAINMENT FOR THE POPULATION 25 YEARS AND OVER (ASIAN ALONE) [17]
 - Universe: Asian alone population 25 years and over; P148I. SEX BY EDUCATIONAL ATTAINMENT FOR THE POPULATION 25 YEARS AND OVER (WHITE ALONE, NOT HISPANIC OR LATINO) [17] - Universe: White alone, not Hispanic or Latino population 25 years and over.

SEX BY EMPLOYMENT STATUS FOR THE POPULATION 16 YEARS AND OVER

Source data for Charts 4 and 5

	Asian Utah	White, Not Hispanic Utah
Total:	28,956	1,384,274
Male:	13,519	678,930
In labor force:	9,504	528,351
In Armed Forces	76	4,014
Civilian:	9,428	524,337
Employed	8,957	502,146
Unemployed	471	22,191
Not in labor force	4,015	150,579
Female:	15,437	705,344
In labor force:	9,320	430,631
In Armed Forces	0	636
Civilian:	9,320	429,995
Employed	8,794	410,269
Unemployed	526	19,726
Not in labor force	6,117	274,713

Source: Data Set: Census 2000 Summary File 3 (SF 3) - Sample Data -- P150D. SEX BY EMPLOYMENT STATUS FOR THE POPULATION 16 YEARS AND OVER (ASIAN ALONE) [15] - Universe: Asian alone population 16 years and over; P150I. SEX BY EMPLOYMENT STATUS FOR THE POPULATION 16 YEARS AND OVER (WHITE ALONE, NOT HISPANIC OR LATINO) [15] - Universe: White alone, not Hispanic or Latino population 16 years and over

HOUSEHOLD INCOME IN 1999

Source data for Chart 6

	Asian Utah	White, Not Hispanic Utah
Total:	10,751	620,009
Less than \$10,000	1,276	33,165
\$10,000 to \$14,999	530	28,694
\$15,000 to \$19,999	523	32,968
\$20,000 to \$24,999	646	37,432
\$25,000 to \$29,999	599	38,711
\$30,000 to \$34,999	660	41,914
\$35,000 to \$39,999	759	40,567
\$40,000 to \$44,999	748	40,474
\$45,000 to \$49,999	540	36,733
\$50,000 to \$59,999	1,062	66,219
\$60,000 to \$74,999	1,002	77,016
\$75,000 to \$99,999	1,208	72,783
\$100,000 to \$124,999	698	33,995
\$125,000 to \$149,999	237	14,949
\$150,000 to \$199,999	151	12,255
\$200,000 or more	112	12,134

Source: Data Set: Census 2000 Summary File 3 (SF 3) - Sample Data -- P151D. HOUSEHOLD INCOME IN 1999 (ASIAN ALONE HOUSEHOLDER) [17] - Universe: Households with a householder who is Asian alone; P151I. HOUSEHOLD INCOME IN 1999 (WHITE ALONE, NOT HISPANIC OR LATINO HOUSEHOLDER) [17] - Universe: Households with a householder who is White alone, not Hispanic or Latino

MEDIAN FAMILY INCOME IN 1999

Source data for Chart 7

	Asian Utah	White, Not Hispanic Utah
Median family income in 1999	\$ 48,886	\$ 52,588

Source: Data Set: Census 2000 Summary File 3 (SF 3) - Sample Data -- P155D. MEDIAN FAMILY INCOME IN 1999 (DOLLARS) (ASIAN ALONE HOUSEHOLDER) [1] - Universe: Families with a householder who is Asian alone ; P155I. MEDIAN FAMILY INCOME IN 1999 (DOLLARS) (WHITE ALONE, NOT HISPANIC OR LATINO HOUSEHOLDER) [1] - Universe: Families with a householder who is White alone, not Hispanic or Latino

PER CAPITA INCOME IN 1999

Source data for Chart 8

	Asian Utah	White, Not Hispanic Utah
Per capita income in 1999	\$ 16,296	\$ 19,306

Source: Data Set: Census 2000 Summary File 3 (SF 3) - Sample Data -- P157D. PER CAPITA INCOME IN 1999 (DOLLARS) (ASIAN ALONE) [1] - Universe: Asian alone population; P157I. PER CAPITA INCOME IN 1999 (DOLLARS) (WHITE ALONE, NOT HISPANIC OR LATINO) [1] - Universe: White alone, not Hispanic or Latino population

POVERTY STATUS IN 1999 BY AGE

Source data for Chart 9

	Asian Utah	White, Not Hispanic Utah
Total:	36,025	1,876,063
Income in 1999 below poverty level:	5,415	143,942
Under 5 years	288	15,181
5 years	58	2,662
6 to 11 years	385	14,541
12 to 17 years	448	13,638
18 to 64 years	3,941	88,968
65 to 74 years	179	3,808
75 years and over	116	5,144
Income in 1999 at or above poverty level:	30,610	1,732,121
Under 5 years	2,387	150,876
5 years	418	28,841
6 to 11 years	2,468	173,923
12 to 17 years	2,528	187,558
18 to 64 years	20,857	1,026,563
65 to 74 years	1,103	91,433
75 years and over	849	72,927

Source: Data Set: Census 2000 Summary File 3 (SF 3) - Sample Data -- P159D. POVERTY STATUS IN 1999 BY AGE (ASIAN ALONE) [17] - Universe: Asian alone population for whom poverty status is determined;P159I. POVERTY STATUS IN 1999 BY AGE (WHITE ALONE, NOT HISPANIC OR LATINO) [17] - Universe: White alone, not Hispanic or Latino population for whom poverty status is determined.

MEDIAN EARNINGS IN 1999

Source data for Chart 10

	Asian Utah	White, Not Hispanic Utah
Median earnings in 1999 --		
Worked full-time, year-round in 1999 --		
Total	\$ 26,869	\$ 32,582
Male	\$ 30,639	\$ 38,825
Female	\$ 24,019	\$ 25,453
Other --		
Total	\$ 9,480	\$ 8,293
Male	\$ 10,556	\$ 10,093
Female	\$ 8,286	\$ 7,291

Source: Data Set: Census 2000 Summary File 3 (SF 3) - Sample Data -- PCT74D. MEDIAN EARNINGS IN 1999 (DOLLARS) BY WORK EXPERIENCE IN 1999 BY SEX FOR THE POPULATION 16 YEARS AND OVER WITH EARNINGS (ASIAN ALONE) [6] - Universe: Asian alone population 16 years and over with earnings in 1999; PCT74I. MEDIAN EARNINGS IN 1999 (DOLLARS) BY WORK EXPERIENCE IN 1999 BY SEX FOR THE POPULATION 16 YEARS AND OVER WITH EARNINGS (WHITE ALONE, NOT HISPANIC OR LATINO) [6] - Universe: White alone, not Hispanic or Latino population 16 years and over with earnings in 1999

TENURE BY RACE OF HOUSEHOLDER

Source data for Chart 11

	Utah
Total:	701,281
Owner occupied:	501,659
Householder who is White alone	471,129
Householder who is Black or African American alone	1,876
Householder who is American Indian and Alaska Native alone	4,212
Householder who is Asian alone	6,203
Householder who is Native Hawaiian and Other Pacific Islander alone	1,780
Householder who is Some other race alone	11,259
Householder who is Two or more races	5,200
Renter occupied:	199,622
Householder who is White alone	171,108
Householder who is Black or African American alone	2,904
Householder who is American Indian and Alaska Native alone	3,553
Householder who is Asian alone	4,374
Householder who is Native Hawaiian and Other Pacific Islander alone	1,326
Householder who is Some other race alone	11,079
Householder who is Two or more races	5,278

White alone, not Hispanic

White, Not Hispanic

		Utah
Total:		622,048
Owner occupied		460,833
Renter occupied		161,215

Source: Data Set: Census 2000 Summary File 3 (SF 3) - Sample Data -- H11. TENURE BY RACE OF HOUSEHOLDER [17] - Universe: Occupied housing units; H13. TENURE (WHITE ALONE, NOT HISPANIC OR LATINO HOUSEHOLDER) [3] - Universe: Occupied housing units with a householder who is White alone, not Hispanic or Latino.

OCCUPANTS PER ROOM

Source data for Chart 12

	Asian Utah	White, Not Hispanic Utah
Total:	10,577	622,048
1.00 or less occupants per room	8,912	597,632
1.01 or more occupants per room	1,665	24,416

Source: Data Set: Census 2000 Summary File 3 (SF 3) - Sample Data -- HCT29D. OCCUPANTS PER ROOM (ASIAN ALONE HOUSEHOLDER) [3] - Universe: Occupied housing units with a householder who is Asian alone; HCT29I. OCCUPANTS PER ROOM (WHITE ALONE, NOT HISPANIC OR LATINO HOUSEHOLDER) [3] - Universe: Occupied housing units with a householder who is White alone, not Hispanic or Latino

TELEPHONE SERVICE AVAILABLE

Source data for Chart 13

	Asian Utah	White, Not Hispanic Utah
Total:	10,577	622,048
With telephone service available	10,441	615,565
No telephone service available	136	6,483

Source: Data Set: Census 2000 Summary File 3 (SF 3) - Sample Data -- HCT32D. TELEPHONE SERVICE AVAILABLE (ASIAN ALONE HOUSEHOLDER) [3] - Universe: Occupied housing units with a householder who is Asian alone; HCT32I. TELEPHONE SERVICE AVAILABLE (WHITE ALONE, NOT HISPANIC OR LATINO HOUSEHOLDER) [3] - Universe: Occupied housing units with a householder who is White alone, not Hispanic or Latino

VEHICLES AVAILABLE

Source data for Chart 14

	Asian Utah	White, Not Hispanic Utah
Total:	10,577	622,048
No vehicle available	795	28,346
1 or more vehicles available	9,782	593,702

Source: Data Set: Census 2000 Summary File 3 (SF 3) - Sample Data -- HCT33D. VEHICLES AVAILABLE (ASIAN ALONE HOUSEHOLDER) [3] - Universe: Occupied housing units with a householder who is Asian alone;; HCT33I. VEHICLES AVAILABLE (WHITE ALONE, NOT HISPANIC OR LATINO HOUSEHOLDER) [3] - Universe: Occupied housing units with a householder who is White alone, not Hispanic or Latino

PLUMBING FACILITIES

Source data for Chart 15

	Asian Utah	White, Not Hispanic Utah
Total:	10,577	622,048
Complete plumbing facilities	10,479	615,565
Lacking complete plumbing facilities	98	6,483

Source: Data Set: Census 2000 Summary File 3 (SF 3) - Sample Data -- HCT34D. PLUMBING FACILITIES (ASIAN ALONE HOUSEHOLDER) [3] - Universe: Occupied housing units with a householder who is Asian alone; HCT34I. PLUMBING FACILITIES (WHITE ALONE, NOT HISPANIC OR LATINO HOUSEHOLDER) [3] - Universe: Occupied housing units with a householder who is White alone, not Hispanic or Latino.

GROSS RENT AS A PERCENTAGE OF HOUSEHOLD INCOME IN 1999

Source data for Chart 16

	Asian Utah	White, Not Hispanic Utah
Total:	4,374	160,407
Less than 10 percent	281	9,379
10 to 14 percent	749	19,475
15 to 19 percent	556	24,807
20 to 24 percent	412	22,707
25 to 29 percent	424	18,312
30 to 34 percent	225	12,090
35 to 39 percent	198	8,245
40 to 49 percent	237	11,006
50 percent or more	834	23,665
Not computed	458	10,721

Source: Data Set: Census 2000 Summary File 3 (SF 3) - Sample Data -- HCT39D. GROSS RENT AS A PERCENTAGE OF HOUSEHOLD INCOME IN 1999 (ASIAN ALONE HOUSEHOLDER) [11] - Universe: Specified renter-occupied housing units with a householder who is Asian alone; HCT39I. GROSS RENT AS A PERCENTAGE OF HOUSEHOLD INCOME IN 1999 (WHITE ALONE, NOT HISPANIC OR LATINO HOUSEHOLDER) [11] - Universe: Specified renter-occupied housing units with a householder who is White alone, not Hispanic or Latino.

MEDIAN GROSS RENT

Source data for Chart 17

	Asian Utah	White, Not Hispanic Utah
Median gross rent	\$ 572	\$ 598

Source: Data Set: Census 2000 Summary File 3 (SF 3) - Sample Data -- HCT37D. MEDIAN GROSS RENT (DOLLARS) (ASIAN ALONE HOUSEHOLDER) [1] - Universe: Specified renter-occupied housing units paying cash rent with a householder who is Asian alone; HCT37I. MEDIAN GROSS RENT (DOLLARS) (WHITE ALONE, NOT HISPANIC OR LATINO HOUSEHOLDER) [1] - Universe: Specified renter-occupied housing units paying cash rent with a householder who is White alone, not Hispanic or Latino

MEDIAN HOME VALUE

Source data for Chart 18

	Asian Utah	White, Not Hispanic Utah
Median value	\$ 147,800	\$ 148,100

Source: Data Set: Census 2000 Summary File 3 (SF 3) - Sample Data -- HCT42D. MEDIAN VALUE (DOLLARS) (ASIAN ALONE HOUSEHOLDER) [1] - Universe: Specified owner-occupied housing units with a householder who is Asian alone; HCT42I. MEDIAN VALUE (DOLLARS) (WHITE ALONE, NOT HISPANIC OR LATINO HOUSEHOLDER) [1] - Universe: Specified owner-occupied housing units with a householder who is White alone, not Hispanic or Latino