

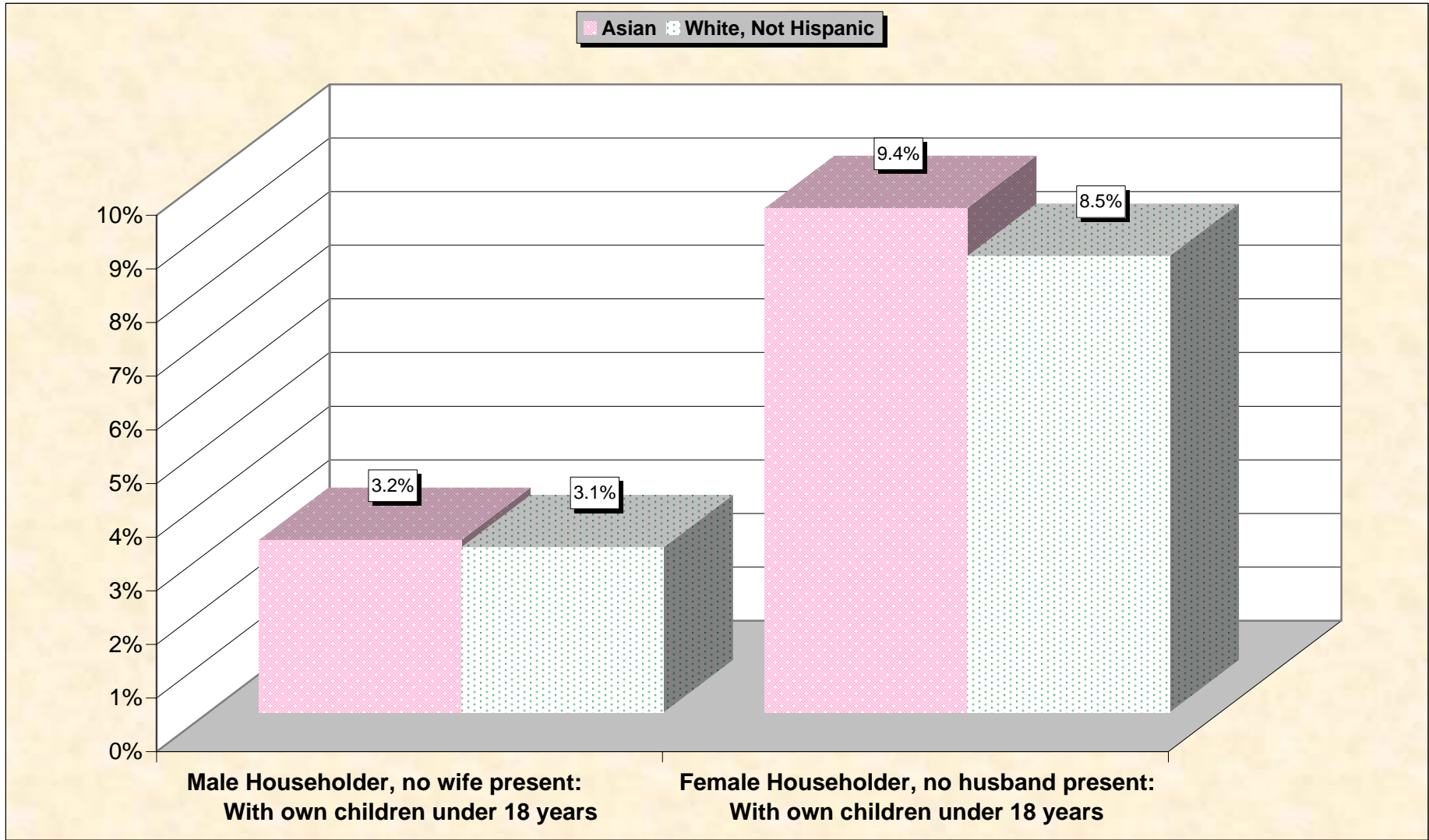
# **Selected Socio-Economic Data**

## **Minnesota**

### **Asian and White, Not Hispanic**

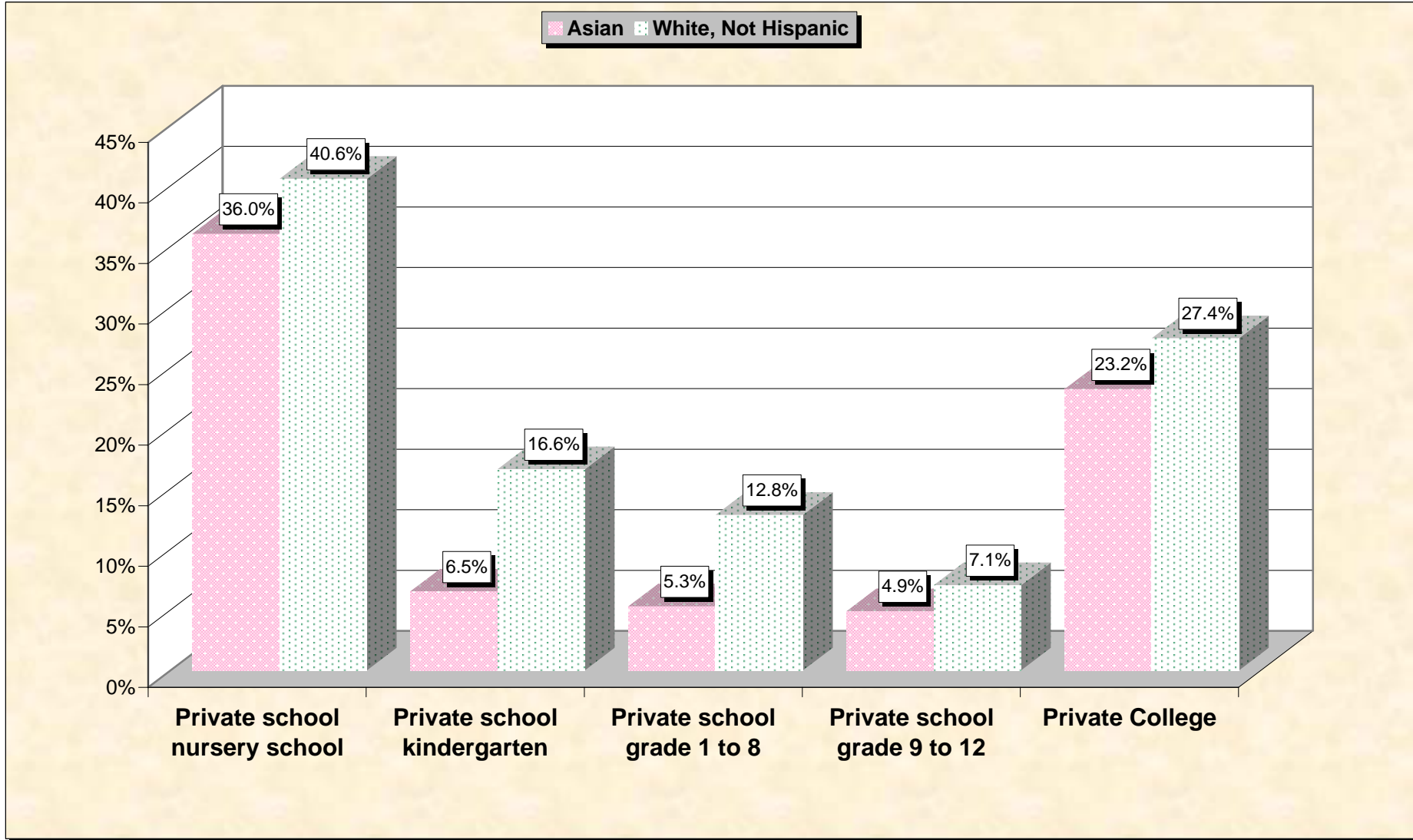
**Data Set: Census 2000 Summary File 3 (SF 3) - Sample Data**

# Chart 1 -- Single-Parent Family Households (Householder 15 to 64 years) Minnesota



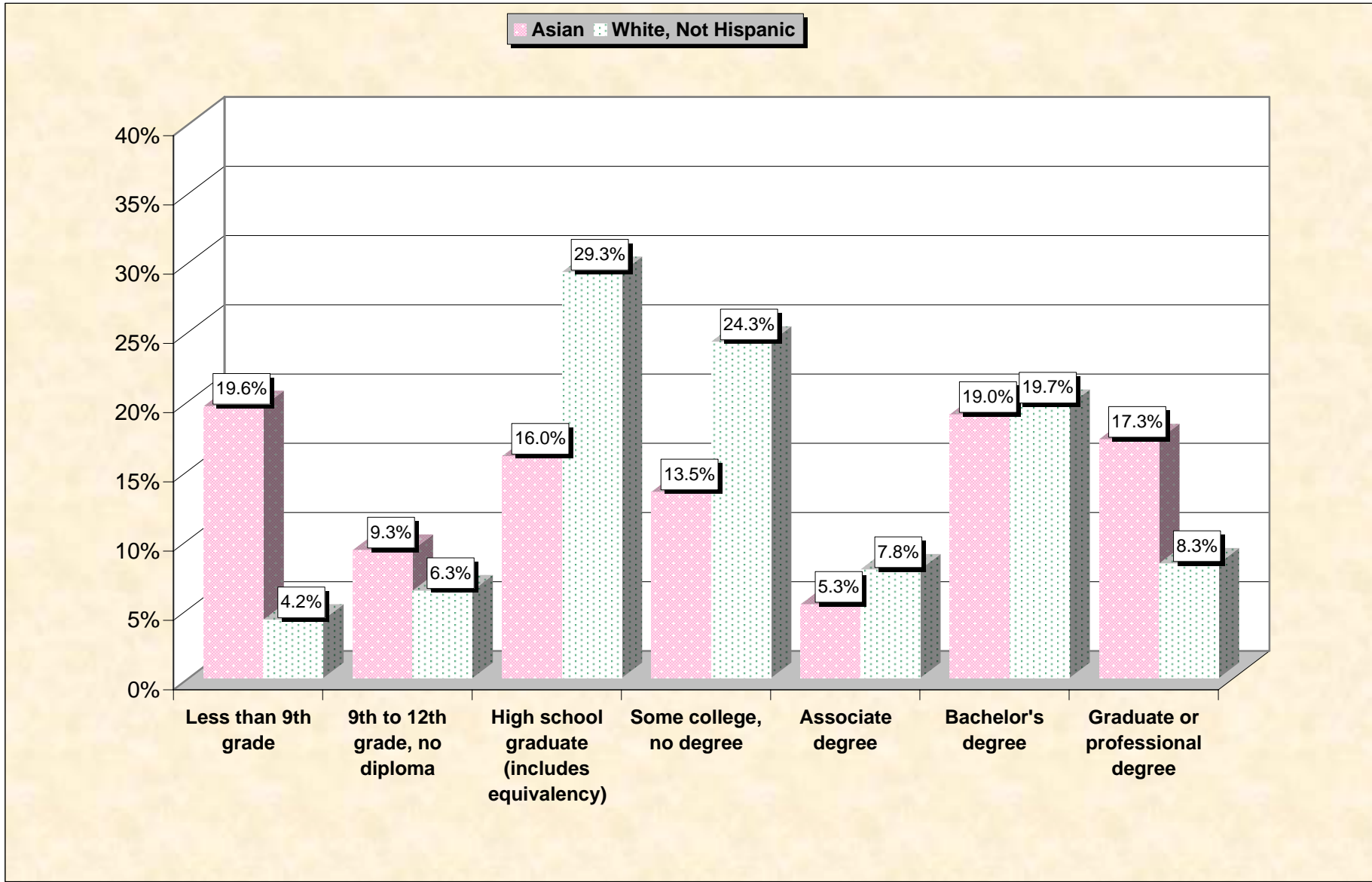
Source: Data Set: Census 2000 Summary File 3 (SF 3) - Sample Data - P146D. HOUSEHOLDS BY AGE OF HOUSEHOLDER BY HOUSEHOLD TYPE (INCLUDING LIVING ALONE) BY PRESENCE OF OWN CHILDREN UNDER 18 YEARS (ASIAN ALONE HOUSEHOLDER) [31] - Universe: Households with a householder who is Asian alone; P146I. HOUSEHOLDS BY AGE OF HOUSEHOLDER BY HOUSEHOLD TYPE (INCLUDING LIVING ALONE) BY PRESENCE OF OWN CHILDREN UNDER 18 YEARS (WHITE ALONE, NOT HISPANIC OR LATINO HOUSEHOLDER) [31] - Universe: Households with a householder who is White alone, not Hispanic or Latino.

## Chart 2 -- Private School Enrollment (3 years and over) Minnesota



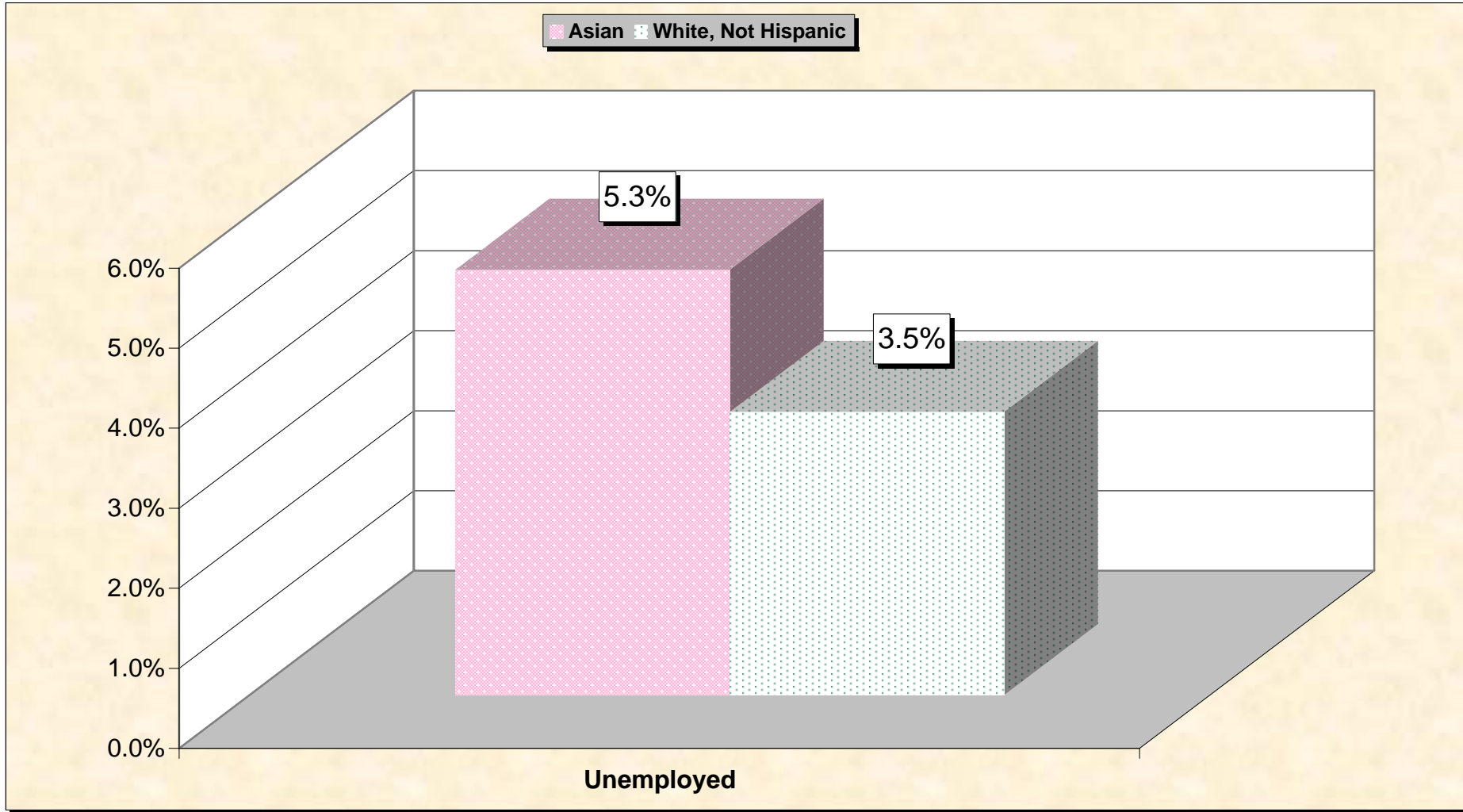
Source: Data Set: Census 2000 Summary File 3 (SF 3) - Sample Data -- P147D. SCHOOL ENROLLMENT BY LEVEL OF SCHOOL BY TYPE OF SCHOOL FOR THE POPULATION 3 YEARS AND OVER (ASIAN ALONE) [17] - Universe: Asian alone population 3 years and over; P147I. SCHOOL ENROLLMENT BY LEVEL OF SCHOOL BY TYPE OF SCHOOL FOR THE POPULATION 3 YEARS AND OVER (WHITE ALONE, NOT HISPANIC OR LATINO) [17] - Universe: White alone, not Hispanic or Latino population 3 years and over.

# Chart 3 -- Educational Attainment (25 years and over) Minnesota



Source: Data Set: Census 2000 Summary File 3 (SF 3) - Sample Data -- P148D. SEX BY EDUCATIONAL ATTAINMENT FOR THE POPULATION 25 YEARS AND OVER (ASIAN ALONE) [17] - Universe: Asian alone population 25 years and over; P148I. SEX BY EDUCATIONAL ATTAINMENT FOR THE POPULATION 25 YEARS AND OVER (WHITE ALONE, NOT HISPANIC OR LATINO) [17] - Universe: White alone, not Hispanic or Latino population 25 years and over.

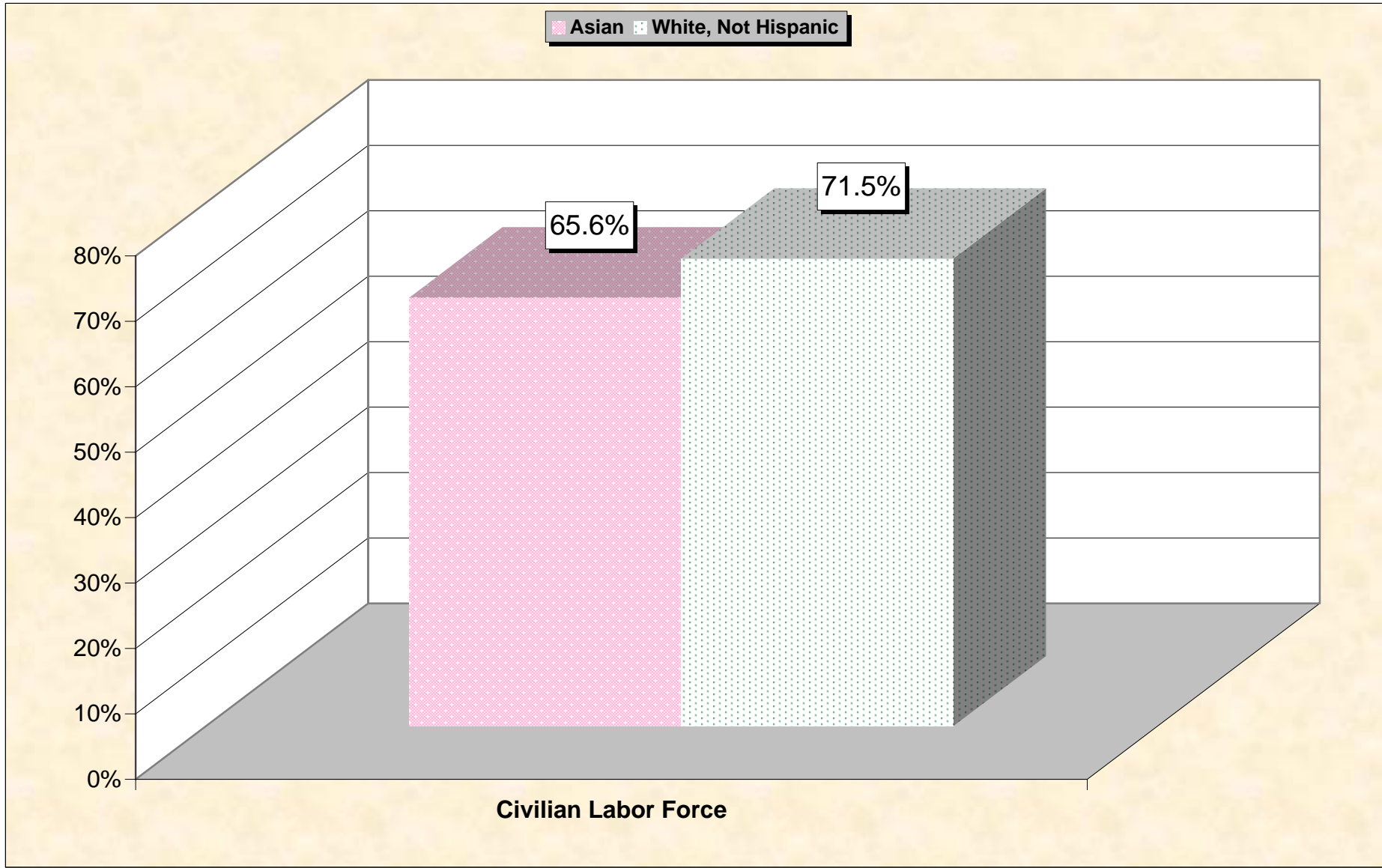
# Chart 4 -- Unemployment Rate (Civilian Labor Force) Minnesota



**Note:** Unemployment rate is defined as a percentage of the civilian labor force.

Source: Data Set: Census 2000 Summary File 3 (SF 3) - Sample Data -- P150D. SEX BY EMPLOYMENT STATUS FOR THE POPULATION 16 YEARS AND OVER (ASIAN ALONE) [15] - Universe: Asian alone population 16 years and over; P150I. SEX BY EMPLOYMENT STATUS FOR THE POPULATION 16 YEARS AND OVER (WHITE ALONE, NOT HISPANIC OR LATINO) [15] - Universe: White alone, not Hispanic or Latino population 16 years and over

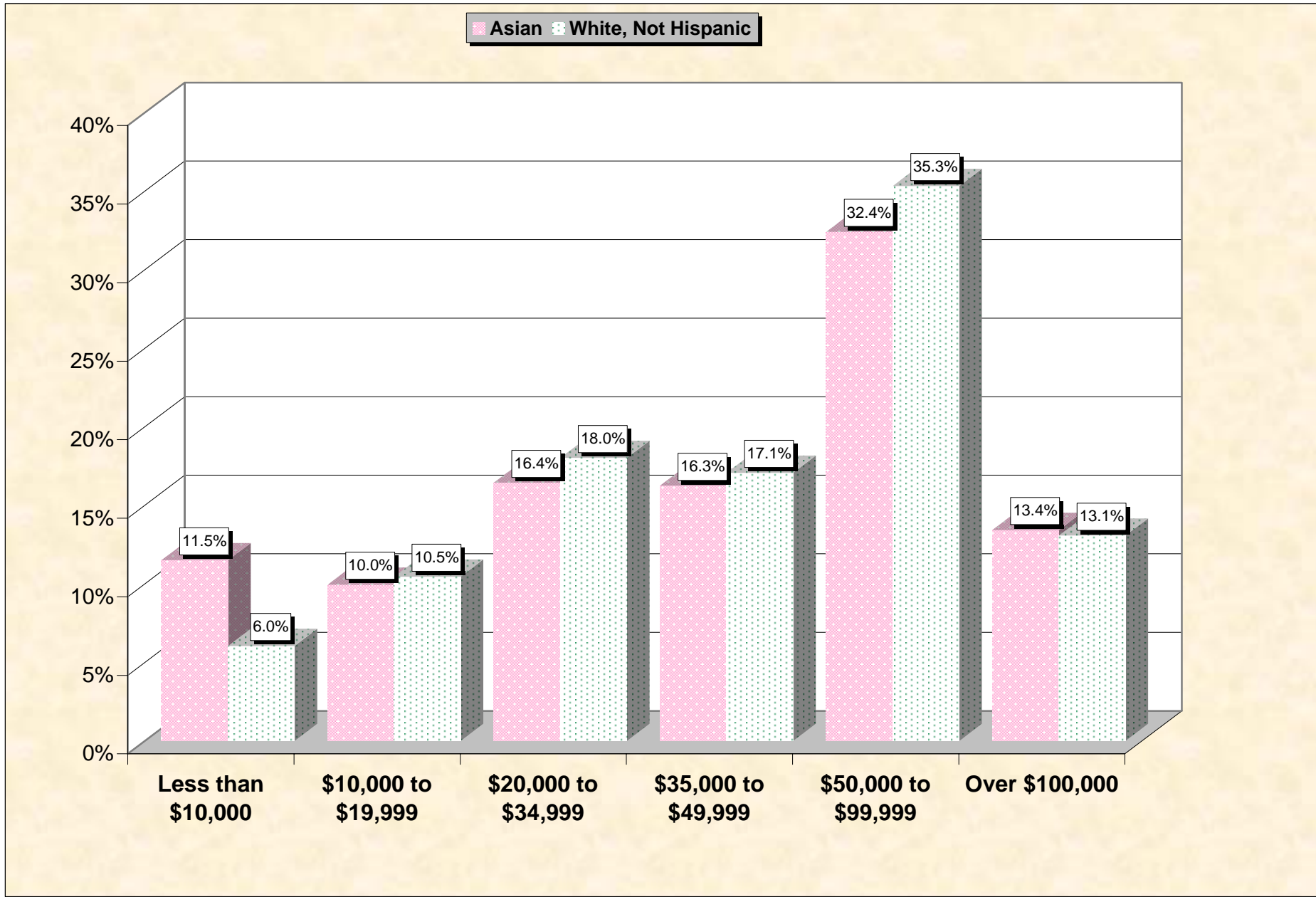
# Chart 5 -- Labor Force Participation (Civilian Labor Force) Minnesota



**Note:** Labor force participation rate is defined as a percentage of the civilian population over 16.

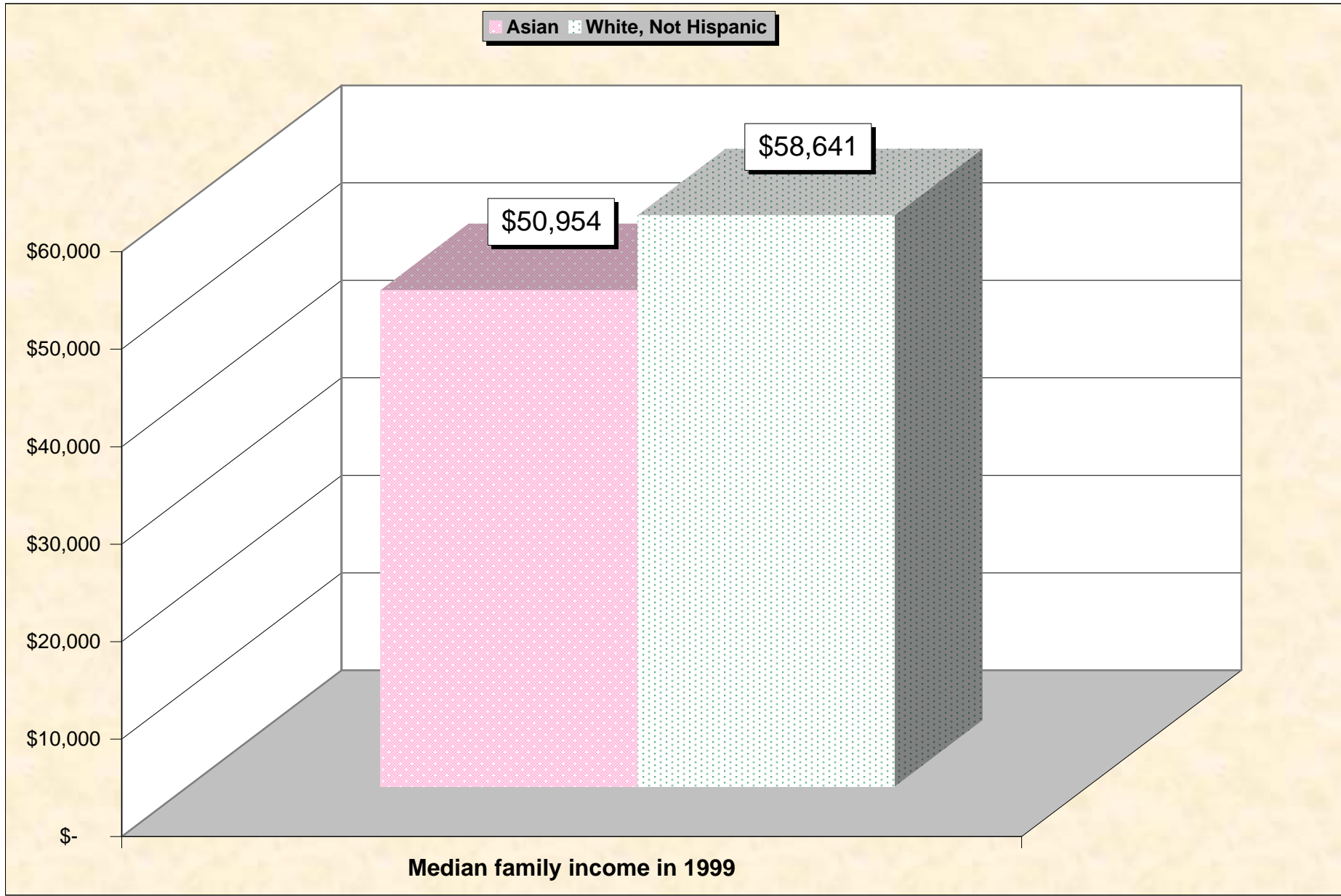
Source: Data Set: Census 2000 Summary File 3 (SF 3) - Sample Data -- P150D. SEX BY EMPLOYMENT STATUS FOR THE POPULATION 16 YEARS AND OVER (ASIAN ALONE) [15] - Universe: Asian alone population 16 years and over; P150I. SEX BY EMPLOYMENT STATUS FOR THE POPULATION 16 YEARS AND OVER (WHITE ALONE, NOT HISPANIC OR LATINO) [15] - Universe: White alone, not Hispanic or Latino population 16 years and over

## Chart 6 -- Household Income in 1999 Minnesota



Source: Data Set: Census 2000 Summary File 3 (SF 3) - Sample Data -- P151D. HOUSEHOLD INCOME IN 1999 (ASIAN ALONE HOUSEHOLDER) [17] - Universe: Households with a householder who is Asian alone; P151I. HOUSEHOLD INCOME IN 1999 (WHITE ALONE, NOT HISPANIC OR LATINO HOUSEHOLDER) [17] - Universe: Households with a householder who is White alone, not Hispanic or Latino

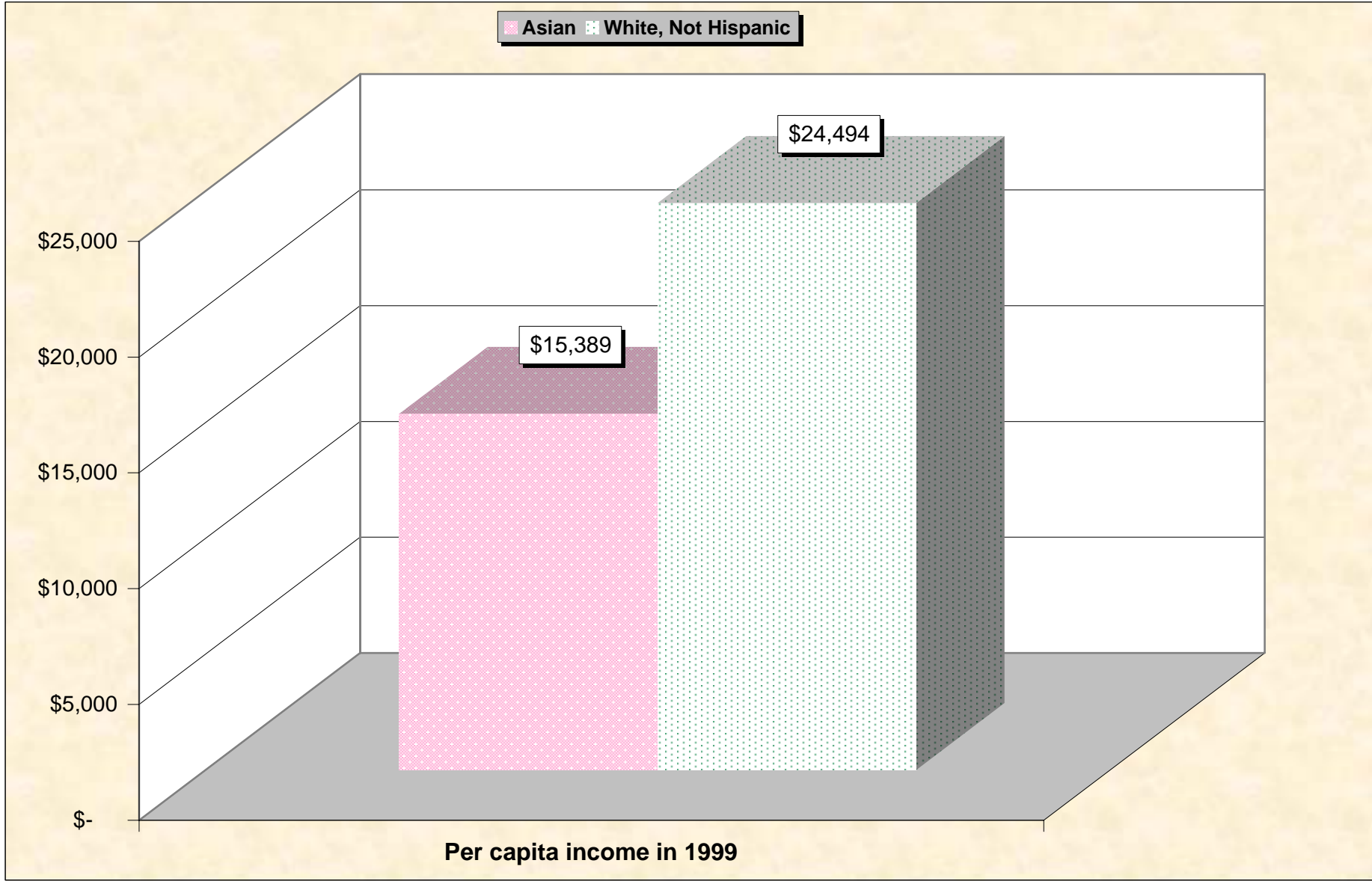
# Chart 7 -- Median Family Income In 1999 Minnesota



Source: Data Set: Census 2000 Summary File 3 (SF 3) - Sample Data -- P155D. MEDIAN FAMILY INCOME IN 1999 (DOLLARS) (ASIAN ALONE HOUSEHOLDER) [1] - Universe: Families with a householder who is Asian alone ; P155I. MEDIAN FAMILY INCOME IN 1999 (DOLLARS) (WHITE ALONE, NOT HISPANIC OR LATINO HOUSEHOLDER) [1] - Universe: Families with a householder who is White alone, not Hispanic or Latino

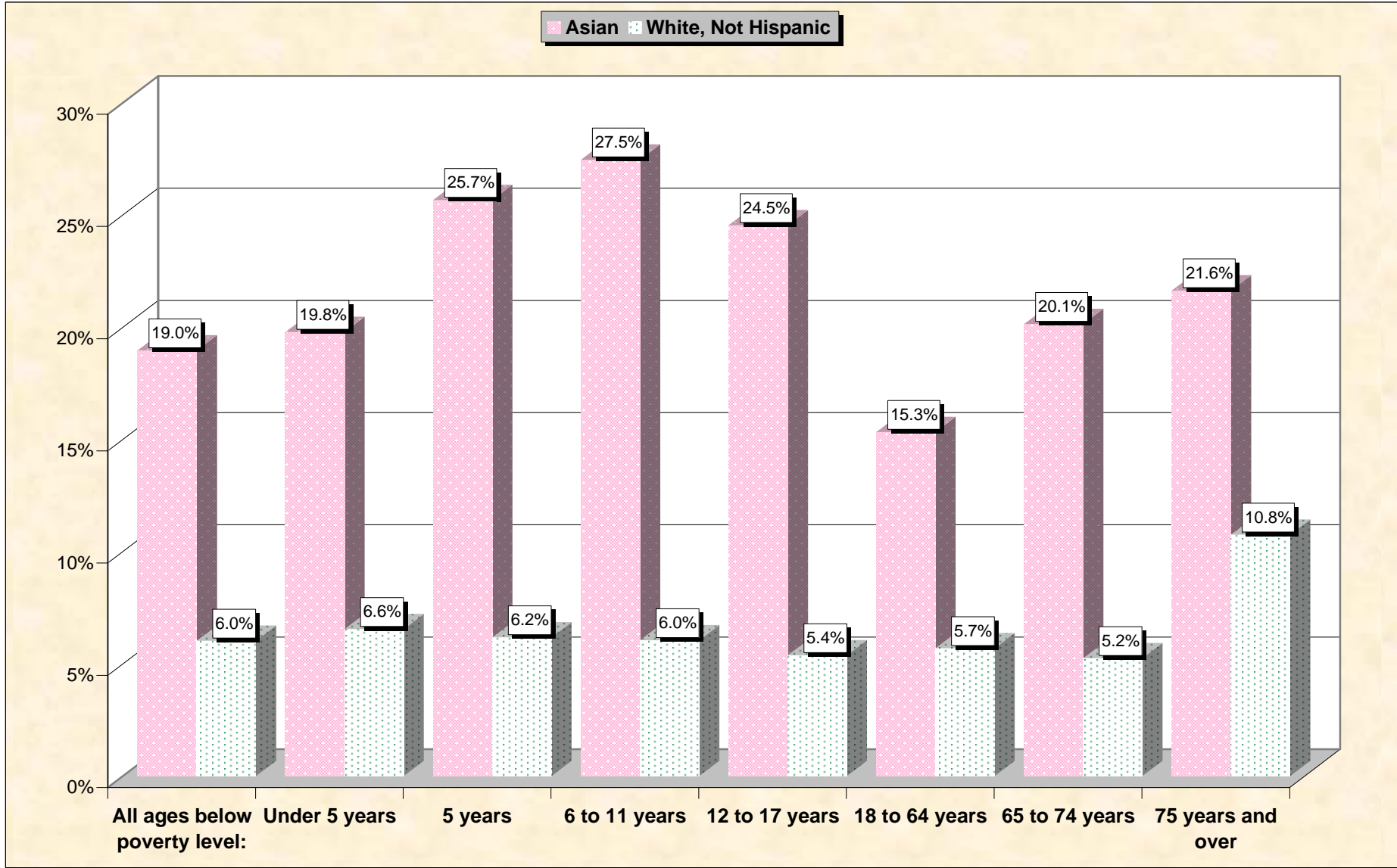


# Chart 8 -- Per Capita Income In 1999 Minnesota



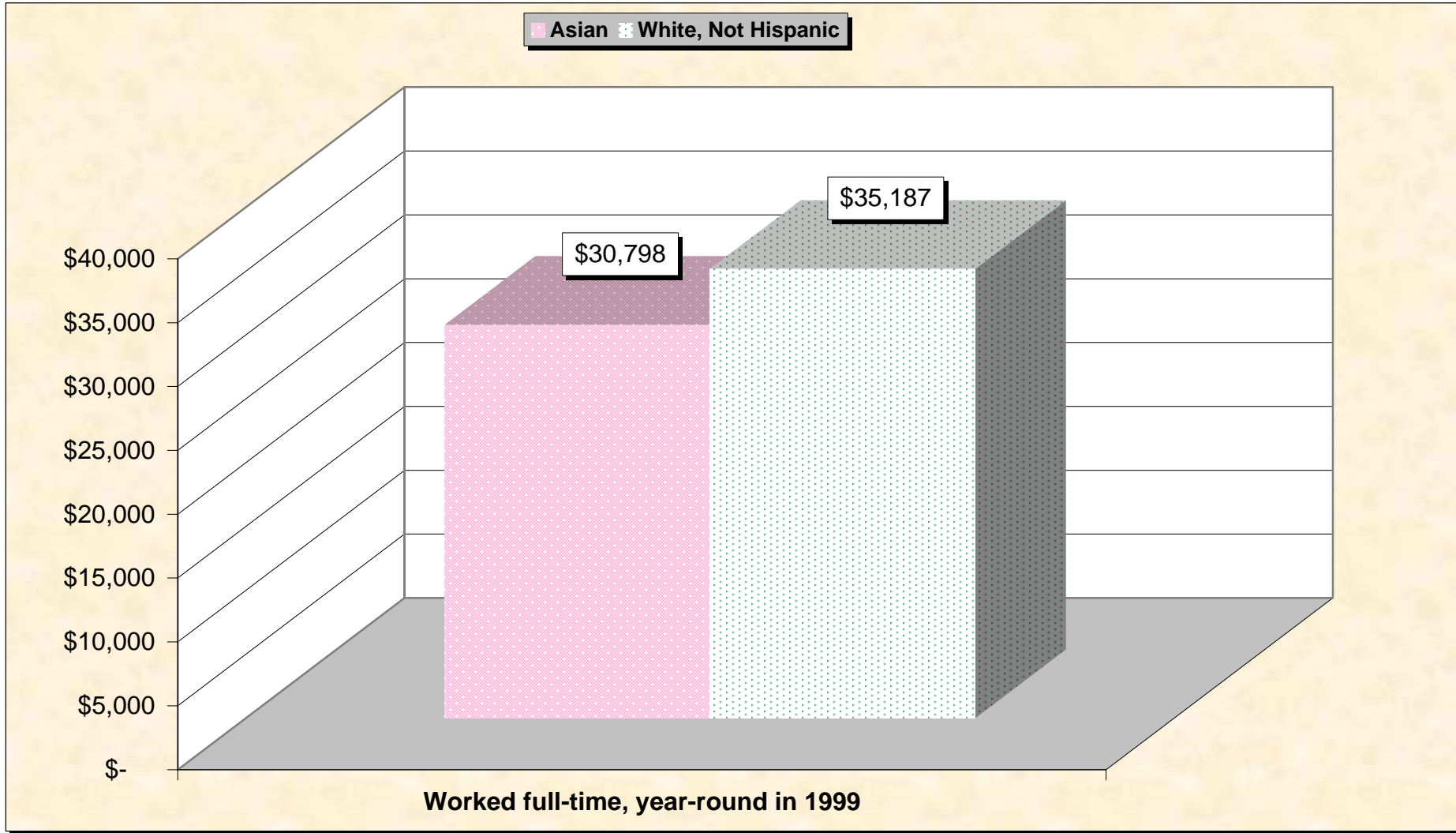
Source: Data Set: Census 2000 Summary File 3 (SF 3) - Sample Data -- P157D. PER CAPITA INCOME IN 1999 (DOLLARS) (ASIAN ALONE) [1] - Universe: Asian alone population; P157I. PER CAPITA INCOME IN 1999 (DOLLARS) (WHITE ALONE, NOT HISPANIC OR LATINO) [1] - Universe: White alone, not Hispanic or Latino population

# Chart 9 -- Income in 1999 Below Poverty Level by Age Minnesota



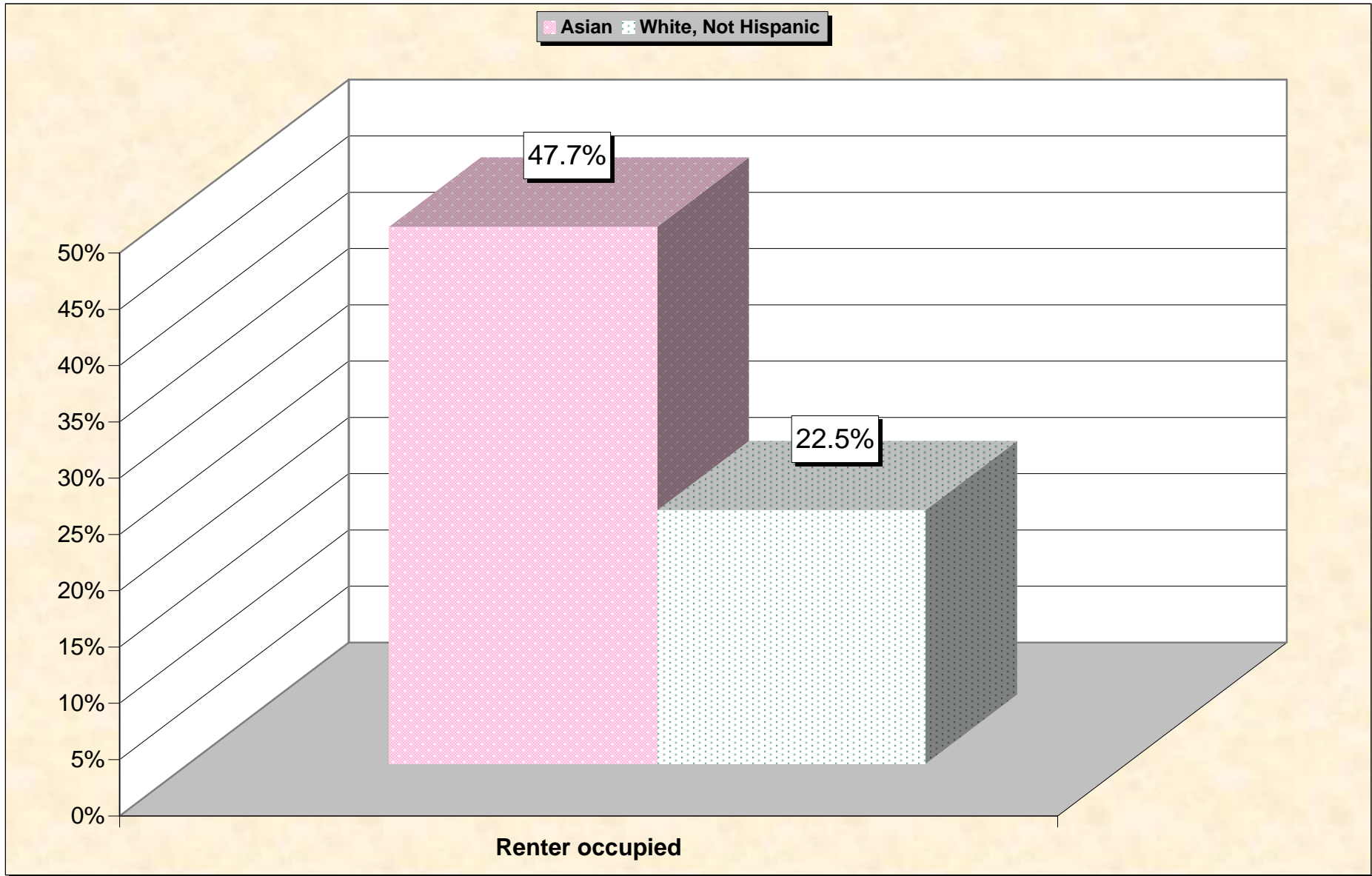
Source: Data Set: Census 2000 Summary File 3 (SF 3) - Sample Data -- P159D. POVERTY STATUS IN 1999 BY AGE (ASIAN ALONE) [17] - Universe: Asian alone population for whom poverty status is determined; P159I. POVERTY STATUS IN 1999 BY AGE (WHITE ALONE, NOT HISPANIC OR LATINO) [17] - Universe: White alone, not Hispanic or Latino population for whom poverty status is determined.

# Chart 10 -- Median Earnings in 1999 Minnesota



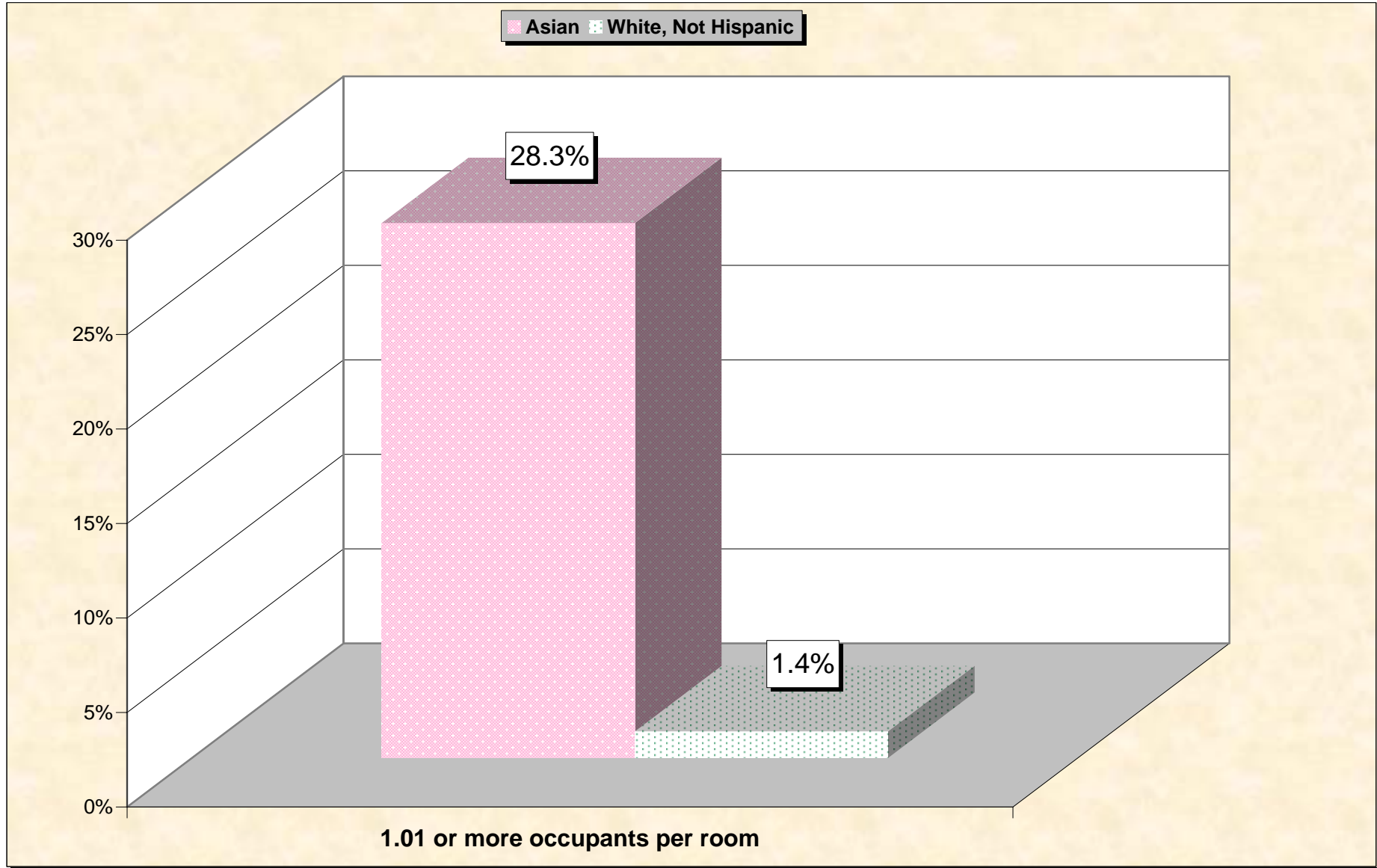
Source: Data Set: Census 2000 Summary File 3 (SF 3) - Sample Data -- PCT74D. MEDIAN EARNINGS IN 1999 (DOLLARS) BY WORK EXPERIENCE IN 1999 BY SEX FOR THE POPULATION 16 YEARS AND OVER WITH EARNINGS (ASIAN ALONE) [6] - Universe: Asian alone population 16 years and over with earnings in 1999; PCT74I. MEDIAN EARNINGS IN 1999 (DOLLARS) BY WORK EXPERIENCE IN 1999 BY SEX FOR THE POPULATION 16 YEARS AND OVER WITH EARNINGS (WHITE ALONE, NOT HISPANIC OR LATINO) [6] - Universe: White alone, not Hispanic or Latino population 16 years and over with earnings in 1999

# Chart 11 -- Renter-Occupied Housing Minnesota



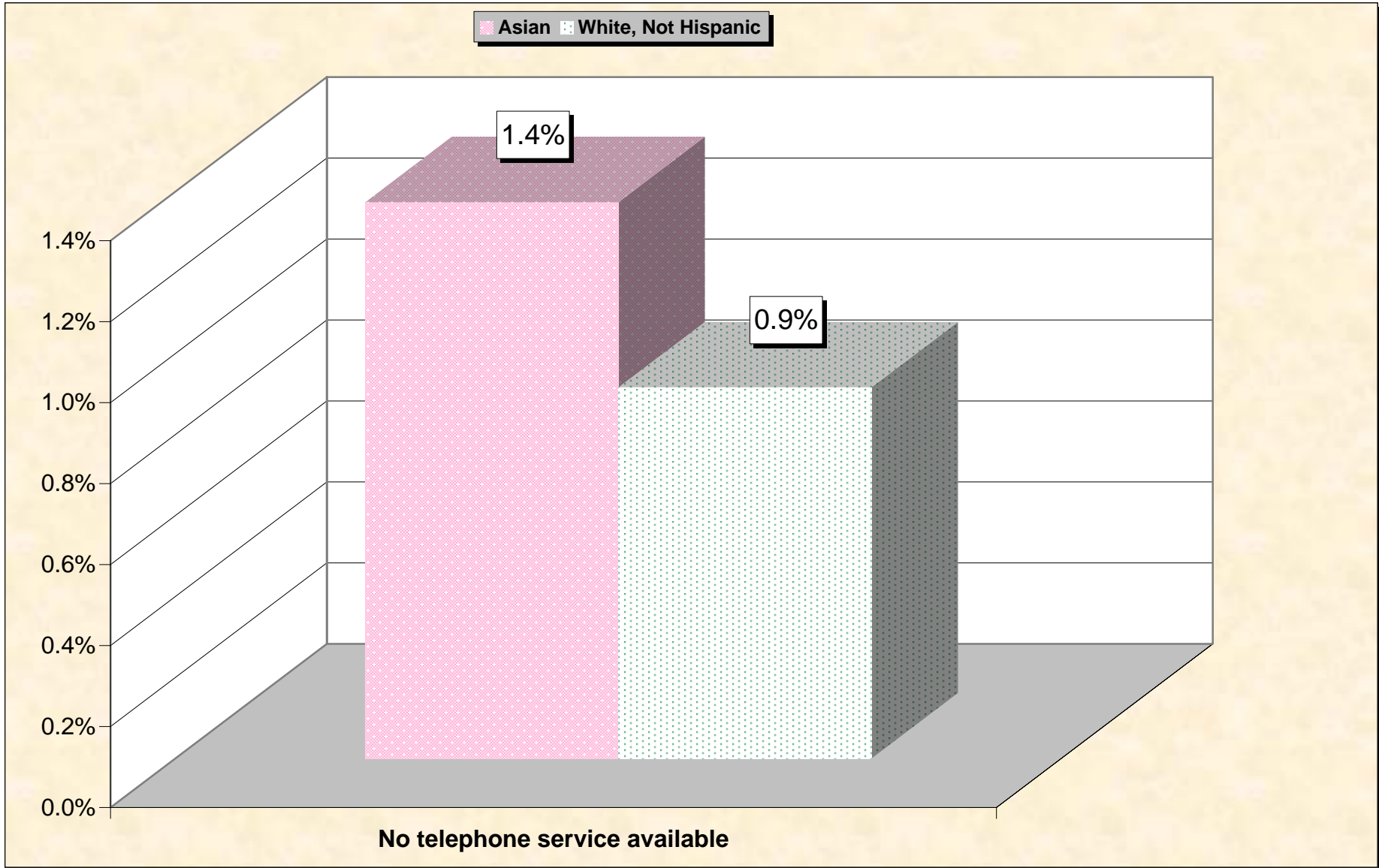
Source: Data Set: Census 2000 Summary File 3 (SF 3) - Sample Data -- H11. TENURE BY RACE OF HOUSEHOLDER [17] - Universe: Occupied housing units; H13. TENURE (WHITE ALONE, NOT HISPANIC OR LATINO HOUSEHOLDER) [3] - Universe: Occupied housing units with a householder who is White alone, not Hispanic or Latino.

# Chart 12 -- Occupants Per Room (Crowding) by Household Minnesota



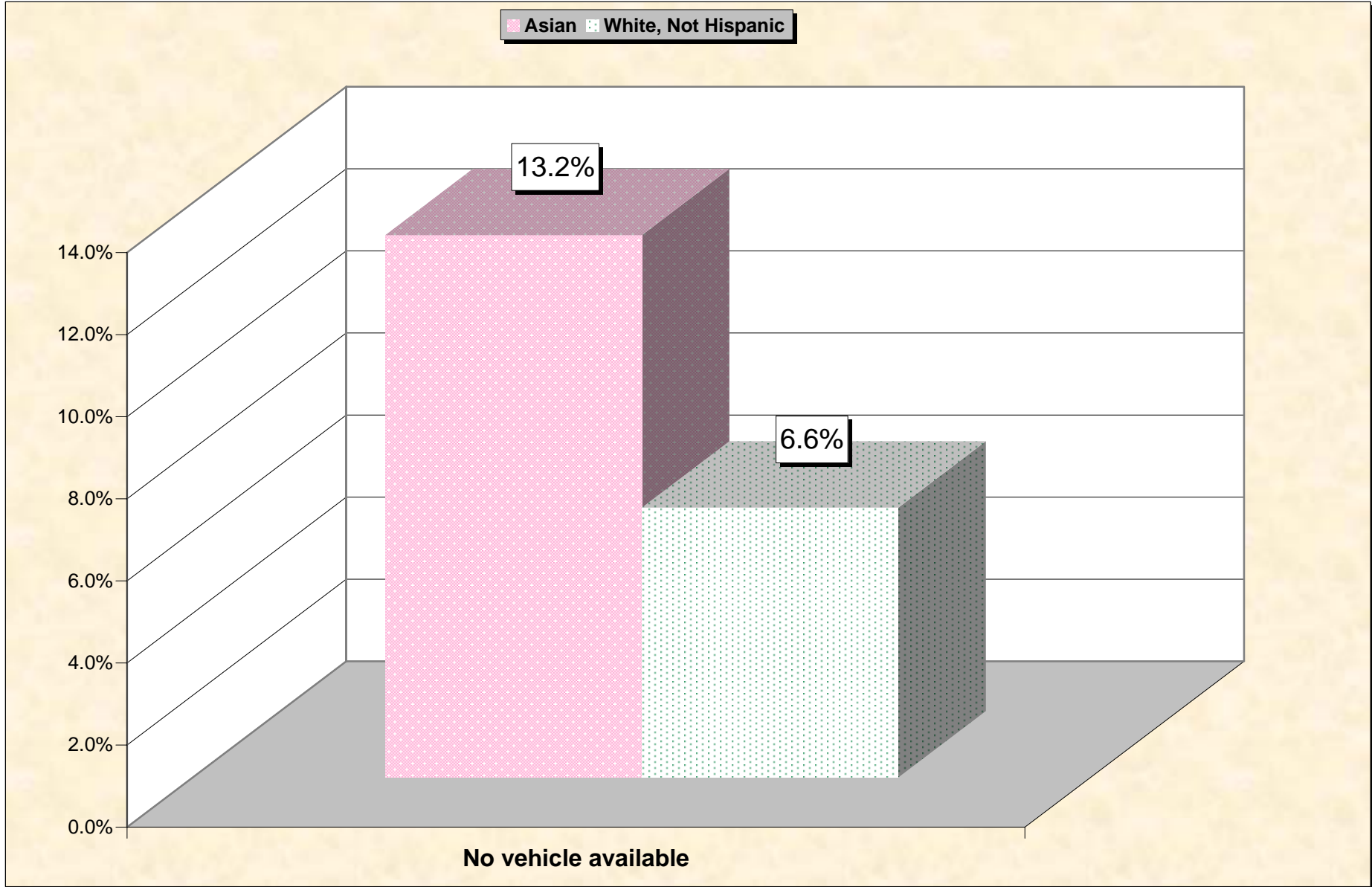
Source: Data Set: Census 2000 Summary File 3 (SF 3) - Sample Data -- HCT29D. OCCUPANTS PER ROOM (ASIAN ALONE HOUSEHOLDER) [3] - Universe: Occupied housing units with a householder who is Asian alone; HCT29I. OCCUPANTS PER ROOM (WHITE ALONE, NOT HISPANIC OR LATINO HOUSEHOLDER) [3] - Universe: Occupied housing units with a householder who is White alone, not Hispanic or Latino

# Chart 13 -- Lack of Telephone Service by Household Minnesota



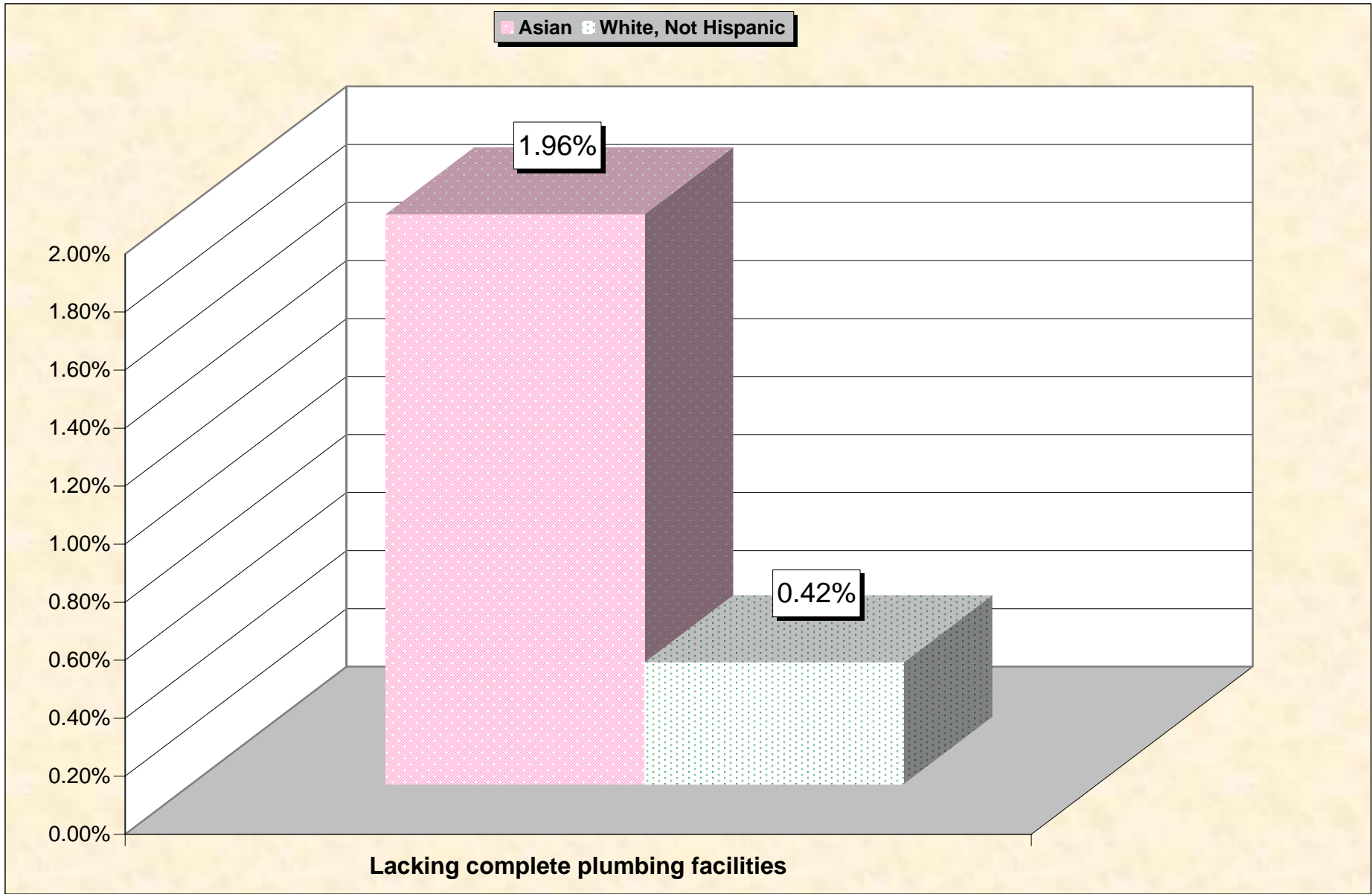
Source: Data Set: Census 2000 Summary File 3 (SF 3) - Sample Data -- HCT32D. TELEPHONE SERVICE AVAILABLE (ASIAN ALONE HOUSEHOLDER) [3] - Universe: Occupied housing units with a householder who is Asian alone; HCT32I. TELEPHONE SERVICE AVAILABLE (WHITE ALONE, NOT HISPANIC OR LATINO HOUSEHOLDER) [3] - Universe: Occupied housing units with a householder who is White alone, not Hispanic or Latino

# Chart 14 -- Lack of Vehicle By Household Minnesota



Source: Data Set: Census 2000 Summary File 3 (SF 3) - Sample Data -- HCT33D. VEHICLES AVAILABLE (ASIAN ALONE HOUSEHOLDER) [3] - Universe: Occupied housing units with a householder who is Asian alone;; HCT33I. VEHICLES AVAILABLE (WHITE ALONE, NOT HISPANIC OR LATINO HOUSEHOLDER) [3] - Universe: Occupied housing units with a householder who is White alone, not Hispanic or Latino

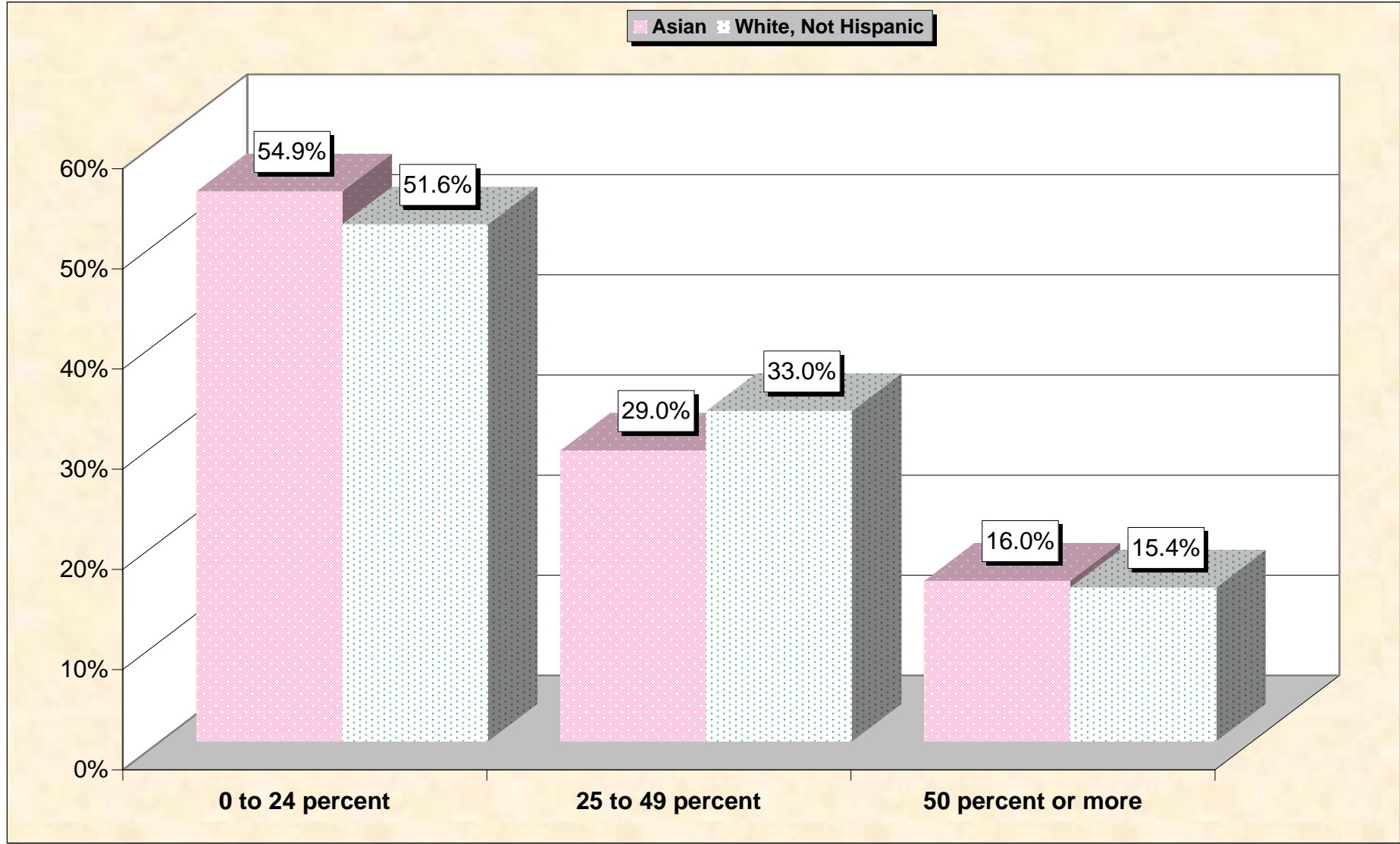
# Chart 15 -- Lack of Plumbing By Household Minnesota



Source: Data Set: Census 2000 Summary File 3 (SF 3) - Sample Data -- HCT34D. PLUMBING FACILITIES (ASIAN ALONE HOUSEHOLDER) [3] - Universe: Occupied housing units with a householder who is Asian alone; HCT34I. PLUMBING FACILITIES (WHITE ALONE, NOT HISPANIC OR LATINO HOUSEHOLDER) [3] - Universe: Occupied housing units with a householder who is White alone, not Hispanic or Latino.

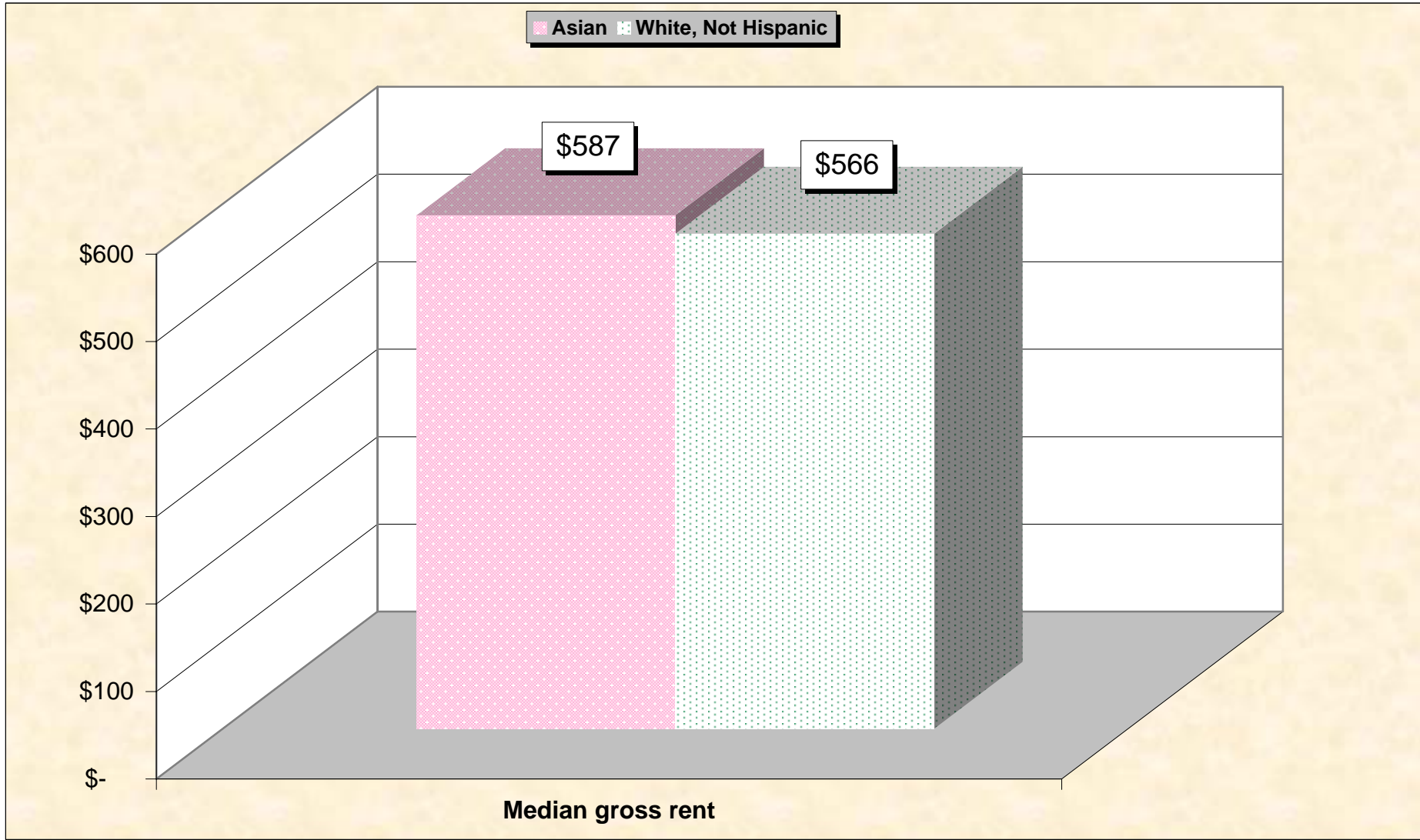


# Chart 16 -- Gross Rent as a Percentage of Household Income in 1999 Minnesota



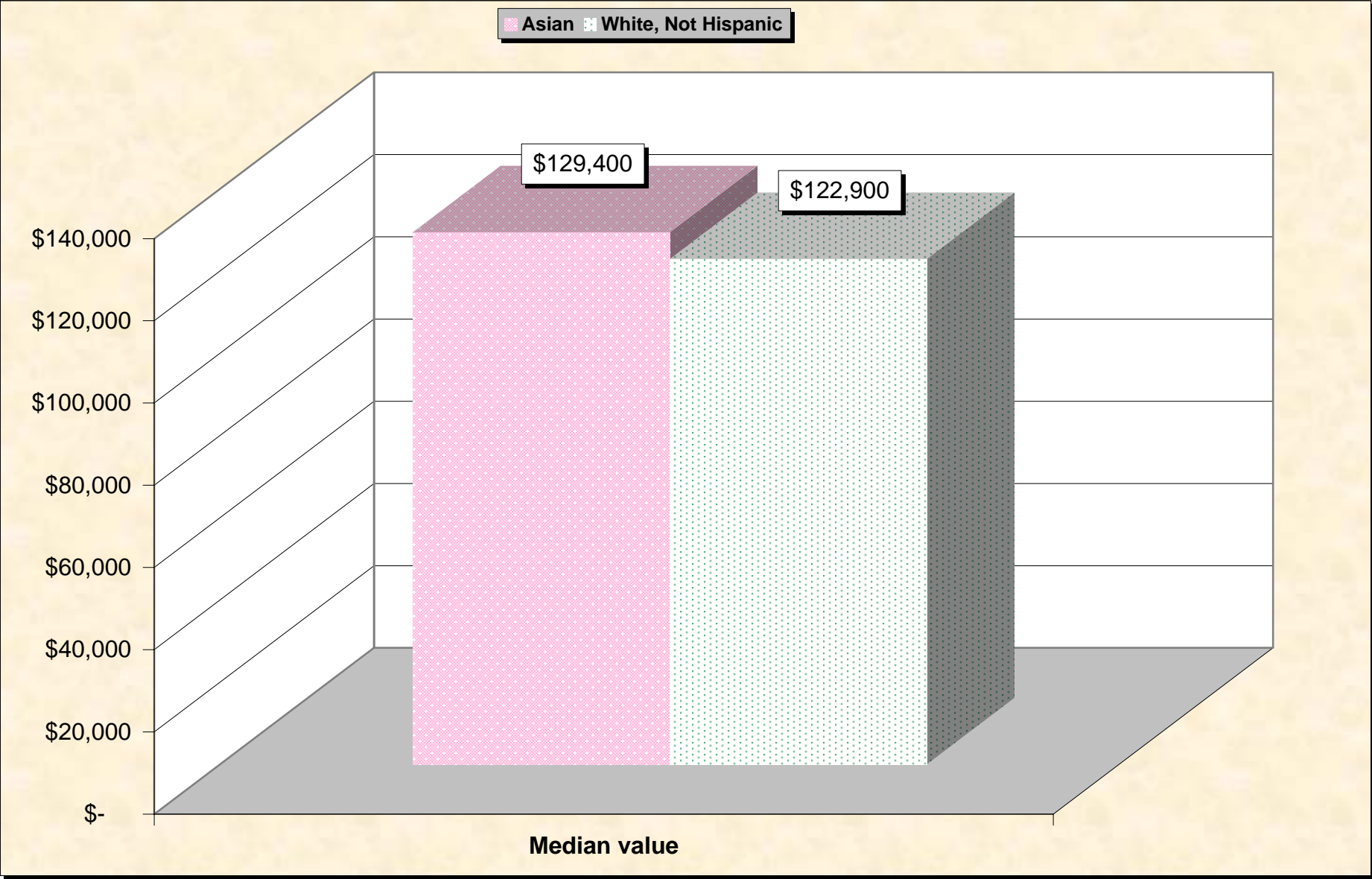
Source: Data Set: Census 2000 Summary File 3 (SF 3) - Sample Data -- HCT39D. GROSS RENT AS A PERCENTAGE OF HOUSEHOLD INCOME IN 1999 (ASIAN ALONE HOUSEHOLDER) [11] - Universe: Specified renter-occupied housing units with a householder who is Asian alone; HCT39I. GROSS RENT AS A PERCENTAGE OF HOUSEHOLD INCOME IN 1999 (WHITE ALONE, NOT HISPANIC OR LATINO HOUSEHOLDER) [11] - Universe: Specified renter-occupied housing units with a householder who is White alone, not Hispanic or Latino.

# Chart 17 -- Median Gross Rent By Household Minnesota



Source: Data Set: Census 2000 Summary File 3 (SF 3) - Sample Data -- HCT37D. MEDIAN GROSS RENT (DOLLARS) (ASIAN ALONE HOUSEHOLDER) [1] - Universe: Specified renter-occupied housing units paying cash rent with a householder who is Asian alone; HCT37I. MEDIAN GROSS RENT (DOLLARS) (WHITE ALONE, NOT HISPANIC OR LATINO HOUSEHOLDER) [1] - Universe: Specified renter-occupied housing units paying cash rent with a householder who is White alone, not Hispanic or Latino

# Chart 18 -- Median Home Value By Household Minnesota



Source: Data Set: Census 2000 Summary File 3 (SF 3) - Sample Data -- HCT42D. MEDIAN VALUE (DOLLARS) (ASIAN ALONE HOUSEHOLDER) [1] - Universe: Specified owner-occupied housing units with a householder who is Asian alone; HCT42I. MEDIAN VALUE (DOLLARS) (WHITE ALONE, NOT HISPANIC OR LATINO HOUSEHOLDER) [1] - Universe: Specified owner-occupied housing units with a householder who is White alone, not Hispanic or Latino

## HOUSEHOLDS BY AGE OF HOUSEHOLDER BY HOUSEHOLD TYPE (INCLUDING LIVING ALONE) BY PRESENCE OF OWN CHILDREN UNDER 18 YEARS

Source data for Chart 1

	Asian Minnesota	White, Not Hispanic Minnesota
Total:	35,146	1,735,421
Householder 15 to 64 years:	33,316	1,364,895
Family households:	25,274	958,718
Married-couple family:	20,433	798,423
With own children under 18 years	15,126	444,981
No own children under 18 years	5,307	353,442
Other family:	4,841	160,295
Male householder, no wife present:	1,600	48,767
With own children under 18 years	812	29,543
No own children under 18 years	788	19,224
Female householder, no husband present:	3,241	111,528
With own children under 18 years	2,376	81,602
No own children under 18 years	865	29,926
Nonfamily households:	8,042	406,177
Householder living alone	5,742	299,214
Householder not living alone	2,300	106,963
Householder 65 years and over:	1,830	370,526
Family households:	1,056	191,273
Married-couple family:	832	169,132
With own children under 18 years	103	863
No own children under 18 years	729	168,269
Other family:	224	22,141
Male householder, no wife present:	58	4,987
With own children under 18 years	12	106
No own children under 18 years	46	4,881
Female householder, no husband present:	166	17,154
With own children under 18 years	5	5
No own children under 18 years	161	17,149
Nonfamily households:	774	179,253
Householder living alone	746	173,670
Householder not living alone	28	5,583

Source: Data Set: Census 2000 Summary File 3 (SF 3) - Sample Data - P146D. HOUSEHOLDS BY AGE OF HOUSEHOLDER BY HOUSEHOLD TYPE (INCLUDING LIVING ALONE) BY PRESENCE OF OWN CHILDREN UNDER 18 YEARS (ASIAN ALONE HOUSEHOLDER) [31] - Universe: Households with a householder who is Asian alone; P146I. HOUSEHOLDS BY AGE OF HOUSEHOLDER BY HOUSEHOLD TYPE (INCLUDING LIVING ALONE) BY PRESENCE OF OWN CHILDREN UNDER 18 YEARS (WHITE ALONE, NOT HISPANIC OR LATINO HOUSEHOLDER) [31] - Universe: Households with a householder who is White alone, not Hispanic or Latino.

## SCHOOL ENROLLMENT BY LEVEL OF SCHOOL BY TYPE OF SCHOOL FOR THE POPULATION 3 YEARS AND OVER

### Source data for Chart 2

	Asian Minnesota	White, Not Hispanic Minnesota
Total:	131,280	4,187,740
Enrolled in nursery school, preschool:	2,899	74,845
Public school	1,854	44,455
Private school	1,045	30,390
Enrolled in kindergarten:	2,942	57,482
Public school	2,750	47,934
Private school	192	9,548
Enrolled in grade 1 to grade 8:	24,824	492,474
Public school	23,509	429,209
Private school	1,315	63,265
Enrolled in grade 9 to grade 12:	12,991	260,330
Public school	12,355	241,973
Private school	636	18,357
Enrolled in college:	14,655	255,520
Public school	11,252	185,445
Private school	3,403	70,075
Not enrolled in school	72,969	3,047,089

Source: Data Set: Census 2000 Summary File 3 (SF 3) - Sample Data - P146D. HOUSEHOLDS BY AGE OF HOUSEHOLDER BY HOUSEHOLD TYPE (INCLUDING LIVING ALONE) BY PRESENCE OF OWN CHILDREN UNDER 18 YEARS (ASIAN ALONE HOUSEHOLDER) [31] - Universe: Households with a householder who is Asian alone; P146I. HOUSEHOLDS BY AGE OF HOUSEHOLDER BY HOUSEHOLD TYPE (INCLUDING LIVING ALONE) BY PRESENCE OF OWN CHILDREN UNDER 18 YEARS (WHITE ALONE, NOT HISPANIC OR LATINO HOUSEHOLDER) [31] - Universe: Households with a householder who is White alone, not Hispanic or Latino.

## SEX BY EDUCATIONAL ATTAINMENT FOR THE POPULATION 25 YEARS AND OVER

### Source data for Chart 3

	Asian Minnesota	White, Not Hispanic Minnesota
Total:	68,939	2,889,703
Male:	33,706	1,394,839
Less than 9th grade	4,766	61,739
9th to 12th grade, no diploma	3,010	92,722
High school graduate (includes equivalency)	5,392	400,543
Some college, no degree	4,895	325,857
Associate degree	1,810	105,111
Bachelor's degree	6,501	275,859
Graduate or professional degree	7,332	133,008
Female:	35,233	1,494,864
Less than 9th grade	8,764	60,425
9th to 12th grade, no diploma	3,375	89,956
High school graduate (includes equivalency)	5,656	446,654
Some college, no degree	4,380	375,836
Associate degree	1,868	121,609
Bachelor's degree	6,626	294,105
Graduate or professional degree	4,564	106,279

Source: Data Set: Census 2000 Summary File 3 (SF 3) - Sample Data -- P148D. SEX BY EDUCATIONAL ATTAINMENT FOR THE POPULATION 25 YEARS AND OVER (ASIAN ALONE) [17]  
 - Universe: Asian alone population 25 years and over; P148I. SEX BY EDUCATIONAL ATTAINMENT FOR THE POPULATION 25 YEARS AND OVER (WHITE ALONE, NOT HISPANIC OR LATINO) [17] - Universe: White alone, not Hispanic or Latino population 25 years and over.

## SEX BY EMPLOYMENT STATUS FOR THE POPULATION 16 YEARS AND OVER

Source data for Charts 4 and 5

	Asian Minnesota	White, Not Hispanic Minnesota
Total:	92,443	3,410,493
Male:	44,650	1,660,849
In labor force:	31,977	1,280,825
In Armed Forces	10	2,004
Civilian:	31,967	1,278,821
Employed	30,286	1,225,907
Unemployed	1,681	52,914
Not in labor force	12,673	380,024
Female:	47,793	1,749,644
In labor force:	28,656	1,160,100
In Armed Forces	0	220
Civilian:	28,656	1,159,880
Employed	27,115	1,126,493
Unemployed	1,541	33,387
Not in labor force	19,137	589,544

*Source: Data Set: Census 2000 Summary File 3 (SF 3) - Sample Data -- P150D. SEX BY EMPLOYMENT STATUS FOR THE POPULATION 16 YEARS AND OVER (ASIAN ALONE) [15] - Universe: Asian alone population 16 years and over; P150I. SEX BY EMPLOYMENT STATUS FOR THE POPULATION 16 YEARS AND OVER (WHITE ALONE, NOT HISPANIC OR LATINO) [15] - Universe: White alone, not Hispanic or Latino population 16 years and over*

## HOUSEHOLD INCOME IN 1999

### Source data for Chart 6

	Asian Minnesota	White, Not Hispanic Minnesota
Total:	35,146	1,735,421
Less than \$10,000	4,045	104,965
\$10,000 to \$14,999	1,742	90,264
\$15,000 to \$19,999	1,756	91,247
\$20,000 to \$24,999	1,942	100,560
\$25,000 to \$29,999	1,916	103,518
\$30,000 to \$34,999	1,919	108,672
\$35,000 to \$39,999	2,094	101,757
\$40,000 to \$44,999	1,970	101,277
\$45,000 to \$49,999	1,649	93,133
\$50,000 to \$59,999	3,375	179,853
\$60,000 to \$74,999	4,082	217,421
\$75,000 to \$99,999	3,937	215,830
\$100,000 to \$124,999	2,069	100,839
\$125,000 to \$149,999	1,074	47,367
\$150,000 to \$199,999	834	38,704
\$200,000 or more	742	40,014

Source: Data Set: Census 2000 Summary File 3 (SF 3) - Sample Data -- P151D. HOUSEHOLD INCOME IN 1999 (ASIAN ALONE HOUSEHOLDER) [17] - Universe: Households with a householder who is Asian alone; P151I. HOUSEHOLD INCOME IN 1999 (WHITE ALONE, NOT HISPANIC OR LATINO HOUSEHOLDER) [17] - Universe: Households with a householder who is White alone, not Hispanic or Latino



## MEDIAN FAMILY INCOME IN 1999

### Source data for Chart 7

	Asian Minnesota	White, Not Hispanic Minnesota
Median family income in 1999	\$ 50,954	\$ 58,641

Source: Data Set: Census 2000 Summary File 3 (SF 3) - Sample Data -- P155D. MEDIAN FAMILY INCOME IN 1999 (DOLLARS) (ASIAN ALONE HOUSEHOLDER) [1] - Universe: Families with a householder who is Asian alone ; P155I. MEDIAN FAMILY INCOME IN 1999 (DOLLARS) (WHITE ALONE, NOT HISPANIC OR LATINO HOUSEHOLDER) [1] - Universe: Families with a householder who is White alone, not Hispanic or Latino

## PER CAPITA INCOME IN 1999

### Source data for Chart 8

	Asian Minnesota	White, Not Hispanic Minnesota
Per capita income in 1999	\$ 15,389	\$ 24,494

Source: Data Set: Census 2000 Summary File 3 (SF 3) - Sample Data -- P157D. PER CAPITA INCOME IN 1999 (DOLLARS) (ASIAN ALONE) [1] - Universe: Asian alone population; P157I. PER CAPITA INCOME IN 1999 (DOLLARS) (WHITE ALONE, NOT HISPANIC OR LATINO) [1] - Universe: White alone, not Hispanic or Latino population

## POVERTY STATUS IN 1999 BY AGE

### Source data for Chart 9

	Asian Minnesota	White, Not Hispanic Minnesota
Total:	136,520	4,236,518
Income in 1999 below poverty level:	25,887	255,419
Under 5 years	2,657	16,910
5 years	738	3,348
6 to 11 years	4,887	21,503
12 to 17 years	4,413	20,255
18 to 64 years	12,221	151,106
65 to 74 years	614	14,763
75 years and over	357	27,534
Income in 1999 at or above poverty level:	110,633	3,981,099
Under 5 years	10,774	241,244
5 years	2,137	50,807
6 to 11 years	12,908	334,014
12 to 17 years	13,566	356,364
18 to 64 years	67,521	2,503,599
65 to 74 years	2,434	266,566
75 years and over	1,293	228,505

Source: Data Set: Census 2000 Summary File 3 (SF 3) - Sample Data -- P159D. POVERTY STATUS IN 1999 BY AGE (ASIAN ALONE) [17] - Universe: Asian alone population for whom poverty status is determined; P159I. POVERTY STATUS IN 1999 BY AGE (WHITE ALONE, NOT HISPANIC OR LATINO) [17] - Universe: White alone, not Hispanic or Latino population for whom poverty status is determined.

## MEDIAN EARNINGS IN 1999

### Source data for Chart 10

	Asian Minnesota	White, Not Hispanic Minnesota
Median earnings in 1999 --		
Worked full-time, year-round in 1999 --		
Total	\$ 30,798	\$ 35,187
Male	\$ 35,671	\$ 40,224
Female	\$ 26,448	\$ 29,140
Other --		
Total	\$ 10,643	\$ 10,609
Male	\$ 12,096	\$ 11,325
Female	\$ 9,246	\$ 10,216

Source: Data Set: Census 2000 Summary File 3 (SF 3) - Sample Data -- PCT74D. MEDIAN EARNINGS IN 1999 (DOLLARS) BY WORK EXPERIENCE IN 1999 BY SEX FOR THE POPULATION 16 YEARS AND OVER WITH EARNINGS (ASIAN ALONE) [6] - Universe: Asian alone population 16 years and over with earnings in 1999; PCT74I. MEDIAN EARNINGS IN 1999 (DOLLARS) BY WORK EXPERIENCE IN 1999 BY SEX FOR THE POPULATION 16 YEARS AND OVER WITH EARNINGS (WHITE ALONE, NOT HISPANIC OR LATINO) [6] - Universe: White alone, not Hispanic or Latino population 16 years and over with earnings in 1999

## TENURE BY RACE OF HOUSEHOLDER

### Source data for Chart 11

	<b>Minnesota</b>
Total:	1,895,127
Owner occupied:	1,412,724
Householder who is White alone	1,353,088
Householder who is Black or African American alone	17,517
Householder who is American Indian and Alaska Native alone	8,015
Householder who is Asian alone	18,452
Householder who is Native Hawaiian and Other Pacific Islander alone	251
Householder who is Some other race alone	6,040
Householder who is Two or more races	9,361
Renter occupied:	482,403
Householder who is White alone	399,129
Householder who is Black or African American alone	37,301
Householder who is American Indian and Alaska Native alone	8,303
Householder who is Asian alone	16,845
Householder who is Native Hawaiian and Other Pacific Islander alone	205
Householder who is Some other race alone	9,961
Householder who is Two or more races	10,659

### *White alone, not Hispanic*

### *White, Not Hispanic*

		<b>Minnesota</b>
Total:		1,736,866
Owner occupied		1,345,424
Renter occupied		391,442

Source: Data Set: Census 2000 Summary File 3 (SF 3) - Sample Data -- H11. TENURE BY RACE OF HOUSEHOLDER [17] - Universe: Occupied housing units; H13. TENURE (WHITE ALONE, NOT HISPANIC OR LATINO HOUSEHOLDER) [3] - Universe: Occupied housing units with a householder who is White alone, not Hispanic or Latino.

## OCCUPANTS PER ROOM

### Source data for Chart 12

	Asian	White, Not Hispanic
	Minnesota	Minnesota
Total:	35,297	1,736,866
1.00 or less occupants per room	25,308	1,712,548
1.01 or more occupants per room	9,989	24,318

Source: Data Set: Census 2000 Summary File 3 (SF 3) - Sample Data -- HCT29D. OCCUPANTS PER ROOM (ASIAN ALONE HOUSEHOLDER) [3] - Universe: Occupied housing units with a householder who is Asian alone; HCT29I. OCCUPANTS PER ROOM (WHITE ALONE, NOT HISPANIC OR LATINO HOUSEHOLDER) [3] - Universe: Occupied housing units with a householder who is White alone, not Hispanic or Latino

## TELEPHONE SERVICE AVAILABLE

### Source data for Chart 13

	Asian	White, Not Hispanic
	Minnesota	Minnesota
Total:	35,297	1,736,866
With telephone service available	34,812	1,720,943
No telephone service available	485	15,923

Source: Data Set: Census 2000 Summary File 3 (SF 3) - Sample Data -- HCT32D. TELEPHONE SERVICE AVAILABLE (ASIAN ALONE HOUSEHOLDER) [3] - Universe: Occupied housing units with a householder who is Asian alone; HCT32I. TELEPHONE SERVICE AVAILABLE (WHITE ALONE, NOT HISPANIC OR LATINO HOUSEHOLDER) [3] - Universe: Occupied housing units with a householder who is White alone, not Hispanic or Latino

## VEHICLES AVAILABLE

### Source data for Chart 14

	Asian Minnesota	White, Not Hispanic Minnesota
Total:	35,297	1,736,866
No vehicle available	4,664	114,224
1 or more vehicles available	30,633	1,622,642

Source: Data Set: Census 2000 Summary File 3 (SF 3) - Sample Data -- HCT33D. VEHICLES AVAILABLE (ASIAN ALONE HOUSEHOLDER) [3] - Universe: Occupied housing units with a householder who is Asian alone;; HCT33I. VEHICLES AVAILABLE (WHITE ALONE, NOT HISPANIC OR LATINO HOUSEHOLDER) [3] - Universe: Occupied housing units with a householder who is White alone, not Hispanic or Latino

## PLUMBING FACILITIES

### Source data for Chart 15

	Asian Minnesota	White, Not Hispanic Minnesota
Total:	35,297	1,736,866
Complete plumbing facilities	34,604	1,720,943
Lacking complete plumbing facilities	693	15,923

Source: Data Set: Census 2000 Summary File 3 (SF 3) - Sample Data -- HCT34D. PLUMBING FACILITIES (ASIAN ALONE HOUSEHOLDER) [3] - Universe: Occupied housing units with a householder who is Asian alone; HCT34I. PLUMBING FACILITIES (WHITE ALONE, NOT HISPANIC OR LATINO HOUSEHOLDER) [3] - Universe: Occupied housing units with a householder who is White alone, not Hispanic or Latino.

## GROSS RENT AS A PERCENTAGE OF HOUSEHOLD INCOME IN 1999

### Source data for Chart 16

	Asian Minnesota	White, Not Hispanic Minnesota
Total:	16,811	380,972
Less than 10 percent	1326	23,639
10 to 14 percent	2,548	47,529
15 to 19 percent	2672	60,344
20 to 24 percent	2141	55,214
25 to 29 percent	1767	45,150
30 to 34 percent	1108	30,028
35 to 39 percent	790	19,881
40 to 49 percent	930	24,281
50 percent or more	2,538	55,594
Not computed	991	19,312

Source: Data Set: Census 2000 Summary File 3 (SF 3) - Sample Data -- HCT39D. GROSS RENT AS A PERCENTAGE OF HOUSEHOLD INCOME IN 1999 (ASIAN ALONE HOUSEHOLDER) [11] - Universe: Specified renter-occupied housing units with a householder who is Asian alone; HCT39I. GROSS RENT AS A PERCENTAGE OF HOUSEHOLD INCOME IN 1999 (WHITE ALONE, NOT HISPANIC OR LATINO HOUSEHOLDER) [11] - Universe: Specified renter-occupied housing units with a householder who is White alone, not Hispanic or Latino.

## MEDIAN GROSS RENT

### Source data for Chart 17

	Asian	White, Not Hispanic
	Minnesota	Minnesota
Median gross rent	\$ 587	\$ 566

Source: Data Set: Census 2000 Summary File 3 (SF 3) - Sample Data -- HCT37D. MEDIAN GROSS RENT (DOLLARS) (ASIAN ALONE HOUSEHOLDER) [1] - Universe: Specified renter-occupied housing units paying cash rent with a householder who is Asian alone; HCT37I. MEDIAN GROSS RENT (DOLLARS) (WHITE ALONE, NOT HISPANIC OR LATINO HOUSEHOLDER) [1] - Universe: Specified renter-occupied housing units paying cash rent with a householder who is White alone, not Hispanic or Latino

## MEDIAN HOME VALUE

### Source data for Chart 18

	Asian	White, Not Hispanic
	Minnesota	Minnesota
Median value	\$ 129,400	\$ 122,900

Source: Data Set: Census 2000 Summary File 3 (SF 3) - Sample Data -- HCT42D. MEDIAN VALUE (DOLLARS) (ASIAN ALONE HOUSEHOLDER) [1] - Universe: Specified owner-occupied housing units with a householder who is Asian alone; HCT42I. MEDIAN VALUE (DOLLARS) (WHITE ALONE, NOT HISPANIC OR LATINO HOUSEHOLDER) [1] - Universe: Specified owner-occupied housing units with a householder who is White alone, not Hispanic or Latino