

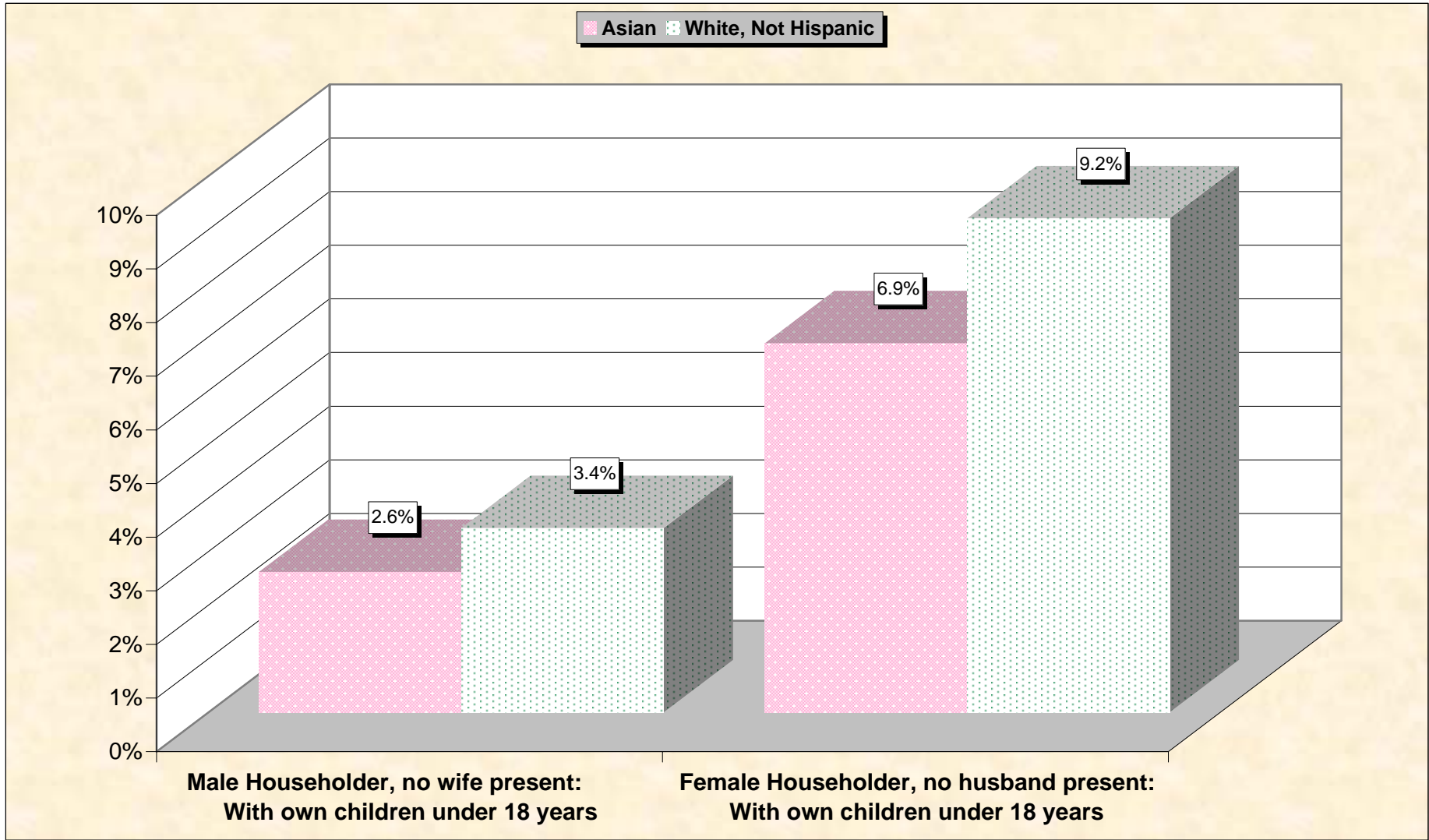
# **Selected Socio-Economic Data**

## **Florida**

### **Asian and White, Not Hispanic**

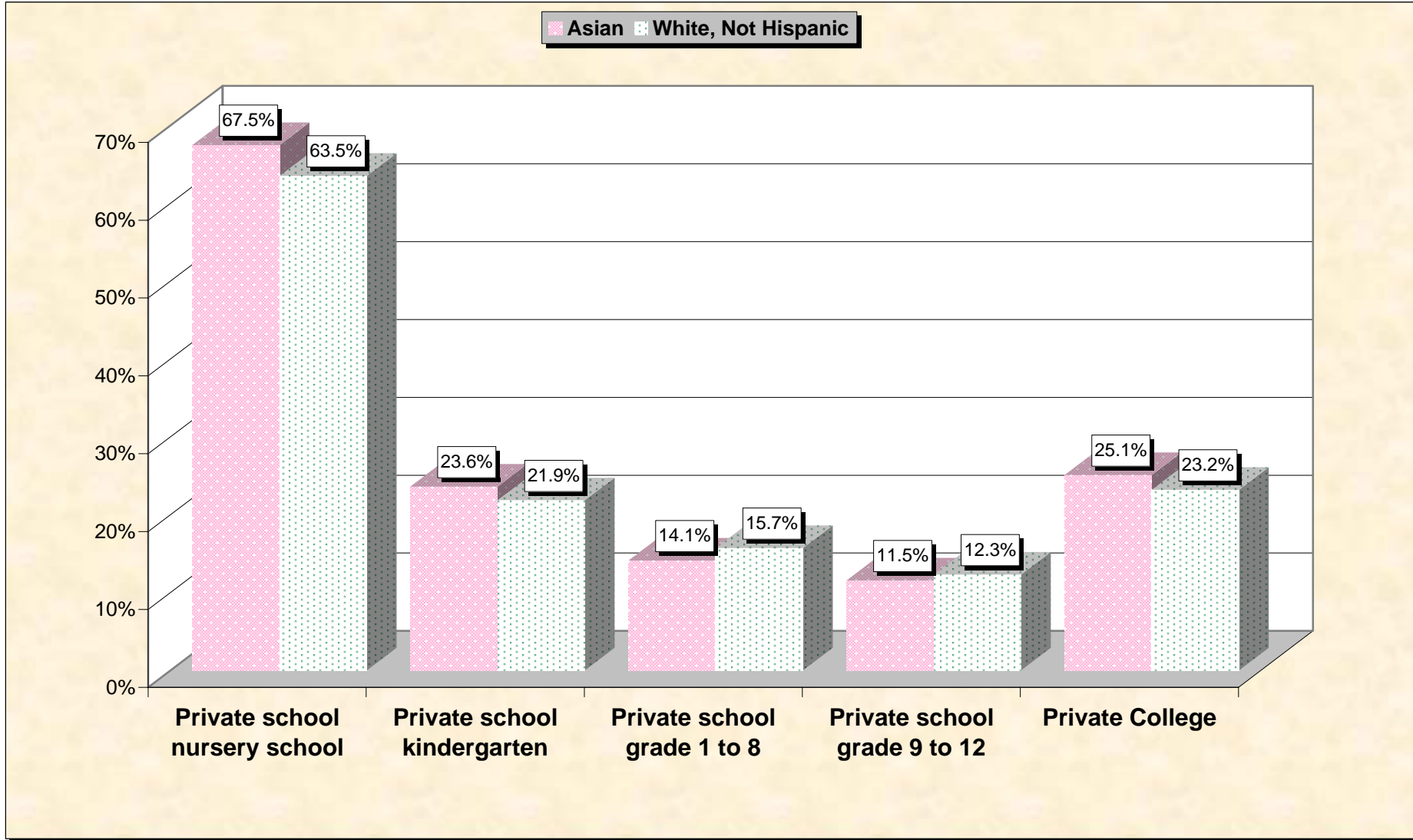
**Data Set: Census 2000 Summary File 3 (SF 3) - Sample Data**

# Chart 1 -- Single-Parent Family Households (Householder 15 to 64 years) Florida



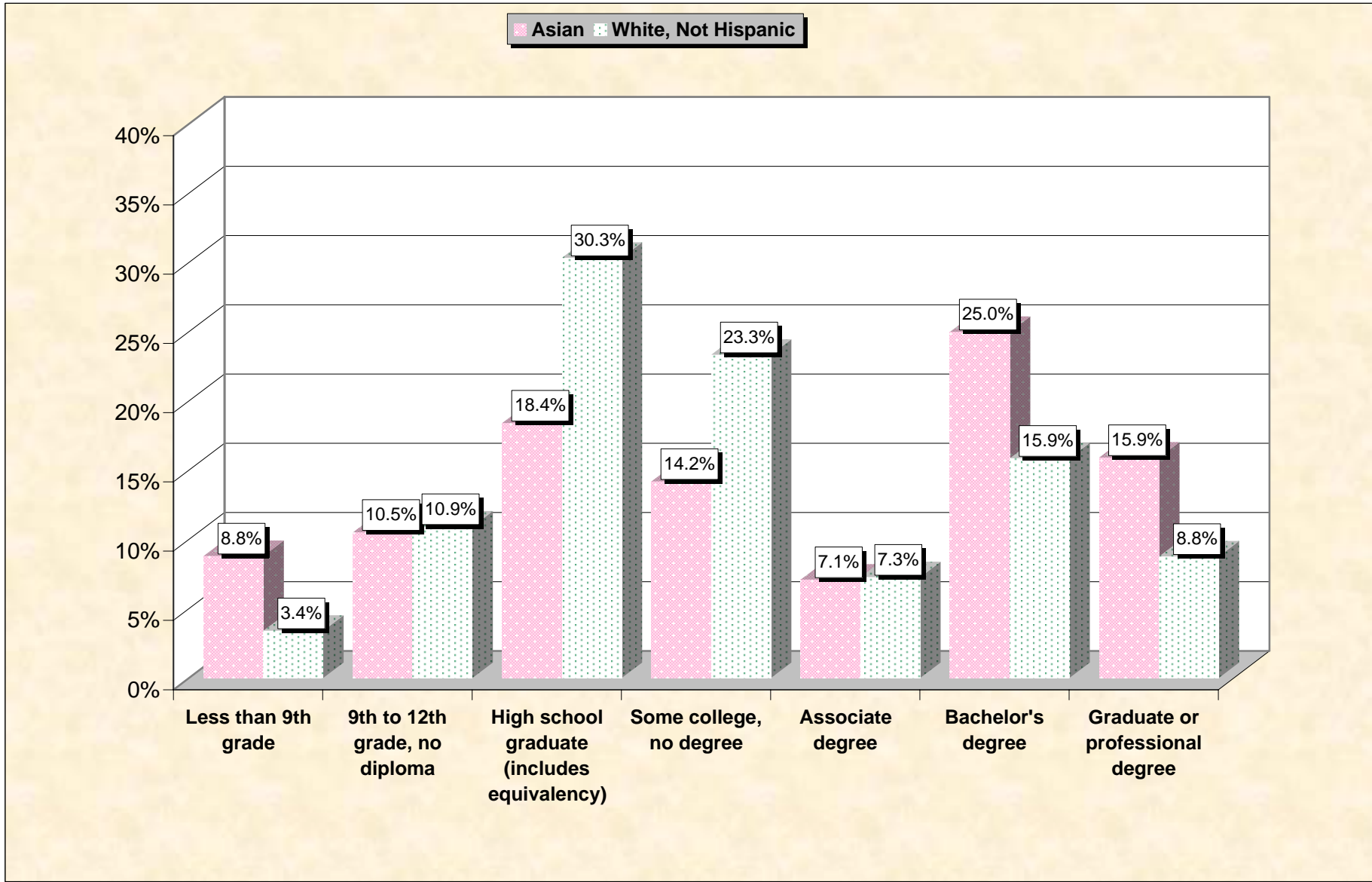
Source: Data Set: Census 2000 Summary File 3 (SF 3) - Sample Data - P146D. HOUSEHOLDS BY AGE OF HOUSEHOLDER BY HOUSEHOLD TYPE (INCLUDING LIVING ALONE) BY PRESENCE OF OWN CHILDREN UNDER 18 YEARS (ASIAN ALONE HOUSEHOLDER) [31] - Universe: Households with a householder who is Asian alone; P146I. HOUSEHOLDS BY AGE OF HOUSEHOLDER BY HOUSEHOLD TYPE (INCLUDING LIVING ALONE) BY PRESENCE OF OWN CHILDREN UNDER 18 YEARS (WHITE ALONE, NOT HISPANIC OR LATINO HOUSEHOLDER) [31] - Universe: Households with a householder who is White alone, not Hispanic or Latino.

## Chart 2 -- Private School Enrollment (3 years and over) Florida



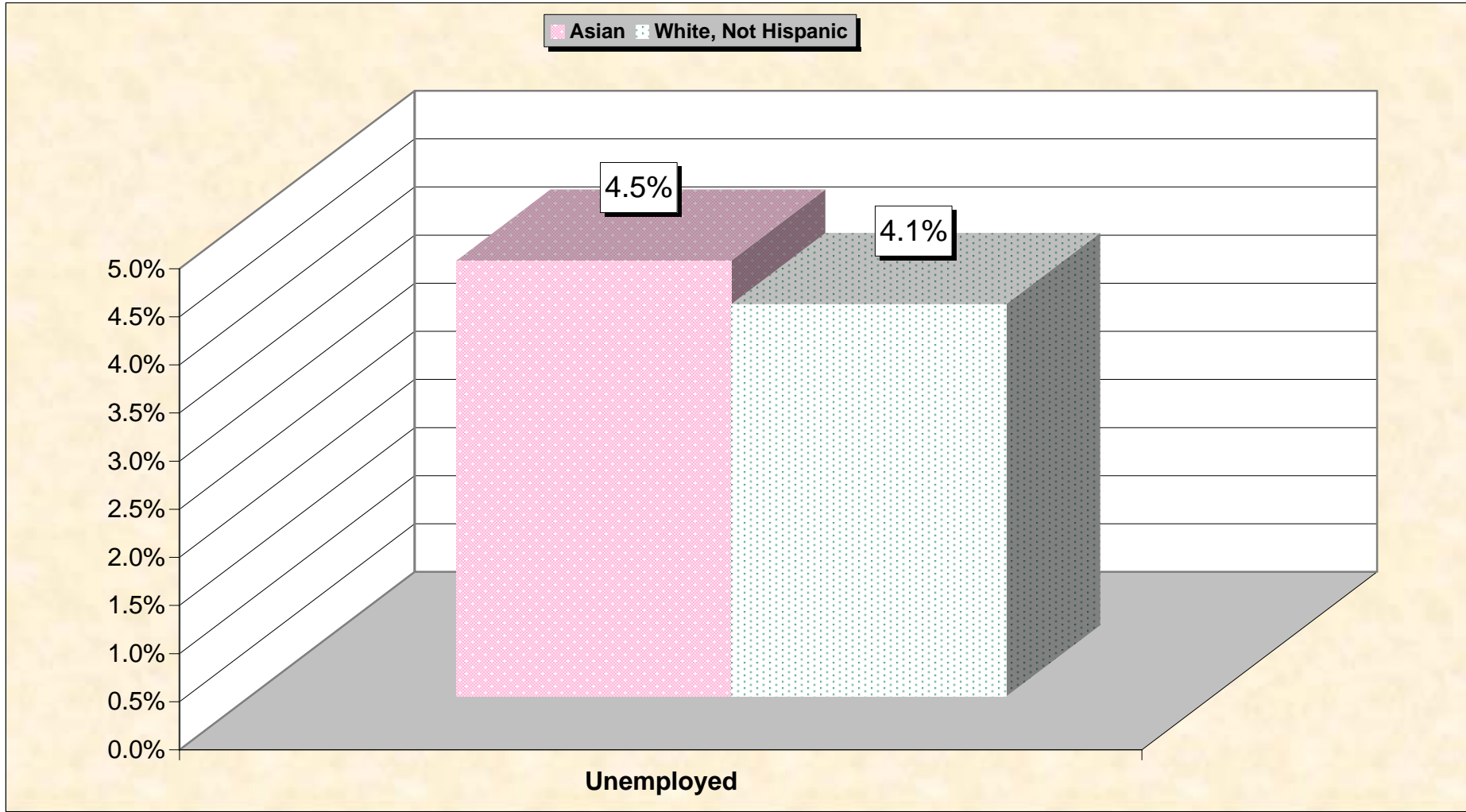
Source: Data Set: Census 2000 Summary File 3 (SF 3) - Sample Data -- P147D. SCHOOL ENROLLMENT BY LEVEL OF SCHOOL BY TYPE OF SCHOOL FOR THE POPULATION 3 YEARS AND OVER (ASIAN ALONE) [17] - Universe: Asian alone population 3 years and over; P147I. SCHOOL ENROLLMENT BY LEVEL OF SCHOOL BY TYPE OF SCHOOL FOR THE POPULATION 3 YEARS AND OVER (WHITE ALONE, NOT HISPANIC OR LATINO) [17] - Universe: White alone, not Hispanic or Latino population 3 years and over.

# Chart 3 -- Educational Attainment (25 years and over) Florida



Source: Data Set: Census 2000 Summary File 3 (SF 3) - Sample Data -- P148D. SEX BY EDUCATIONAL ATTAINMENT FOR THE POPULATION 25 YEARS AND OVER (ASIAN ALONE) [17]  
 - Universe: Asian alone population 25 years and over; P148I. SEX BY EDUCATIONAL ATTAINMENT FOR THE POPULATION 25 YEARS AND OVER (WHITE ALONE, NOT HISPANIC OR LATINO) [17] - Universe: White alone, not Hispanic or Latino population 25 years and over.

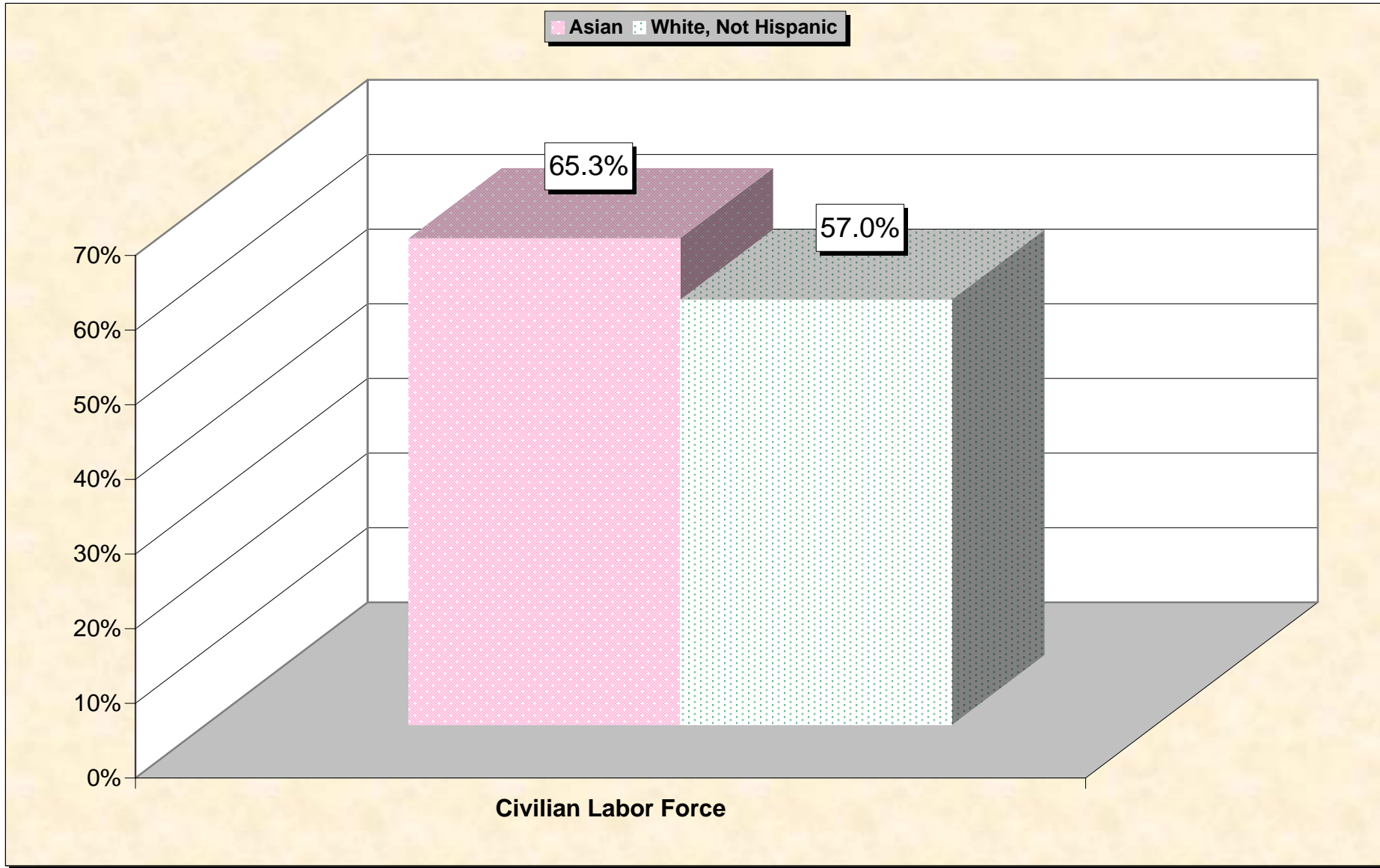
# Chart 4 -- Unemployment Rate (Civilian Labor Force) Florida



**Note:** Unemployment rate is defined as a percentage of the civilian labor force.

Source: Data Set: Census 2000 Summary File 3 (SF 3) - Sample Data -- P150D. SEX BY EMPLOYMENT STATUS FOR THE POPULATION 16 YEARS AND OVER (ASIAN ALONE) [15] - Universe: Asian alone population 16 years and over; P150I. SEX BY EMPLOYMENT STATUS FOR THE POPULATION 16 YEARS AND OVER (WHITE ALONE, NOT HISPANIC OR LATINO) [15] - Universe: White alone, not Hispanic or Latino population 16 years and over

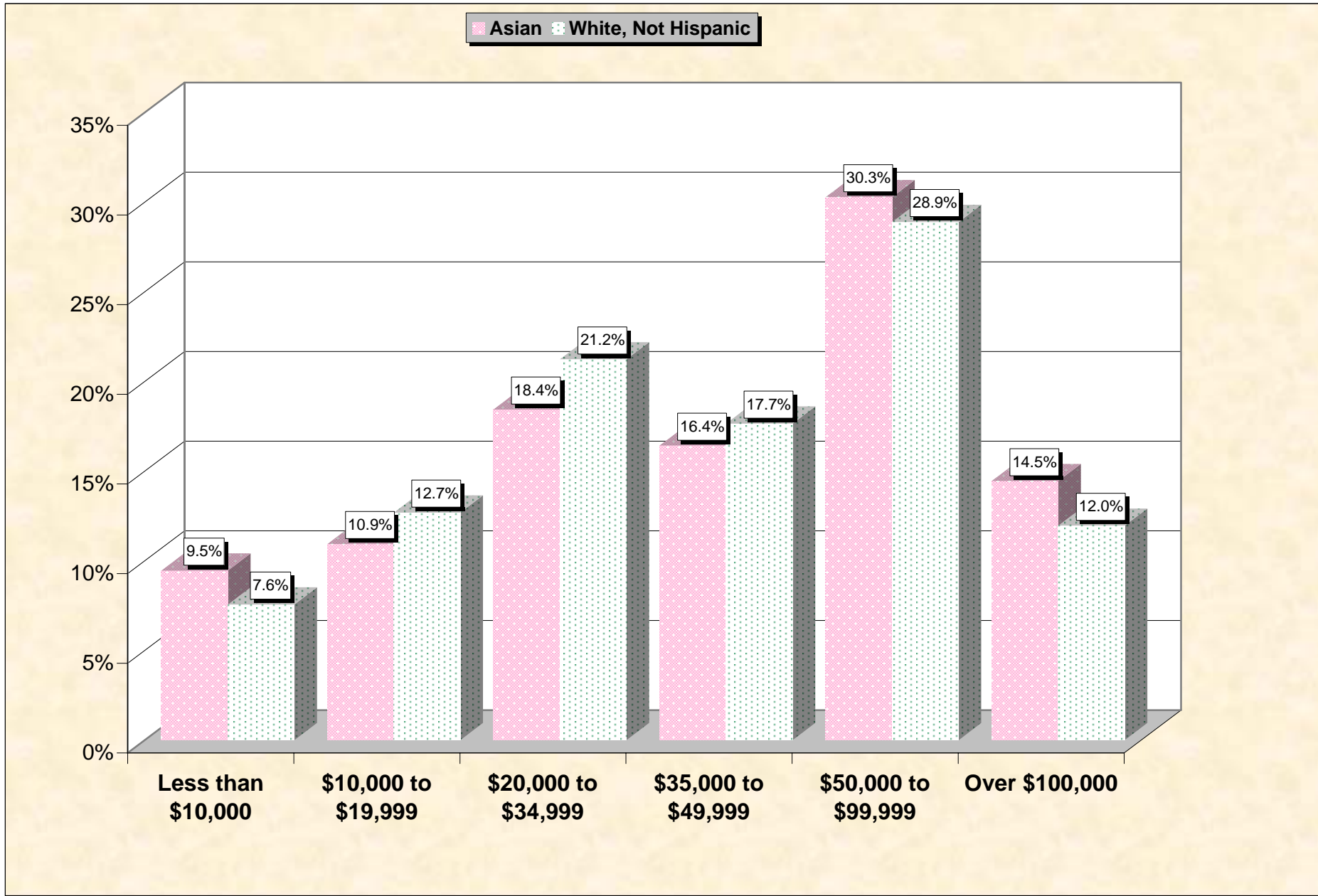
# Chart 5 -- Labor Force Participation (Civilian Labor Force) Florida



**Note:** Labor force participation rate is defined as a percentage of the civilian population over 16.

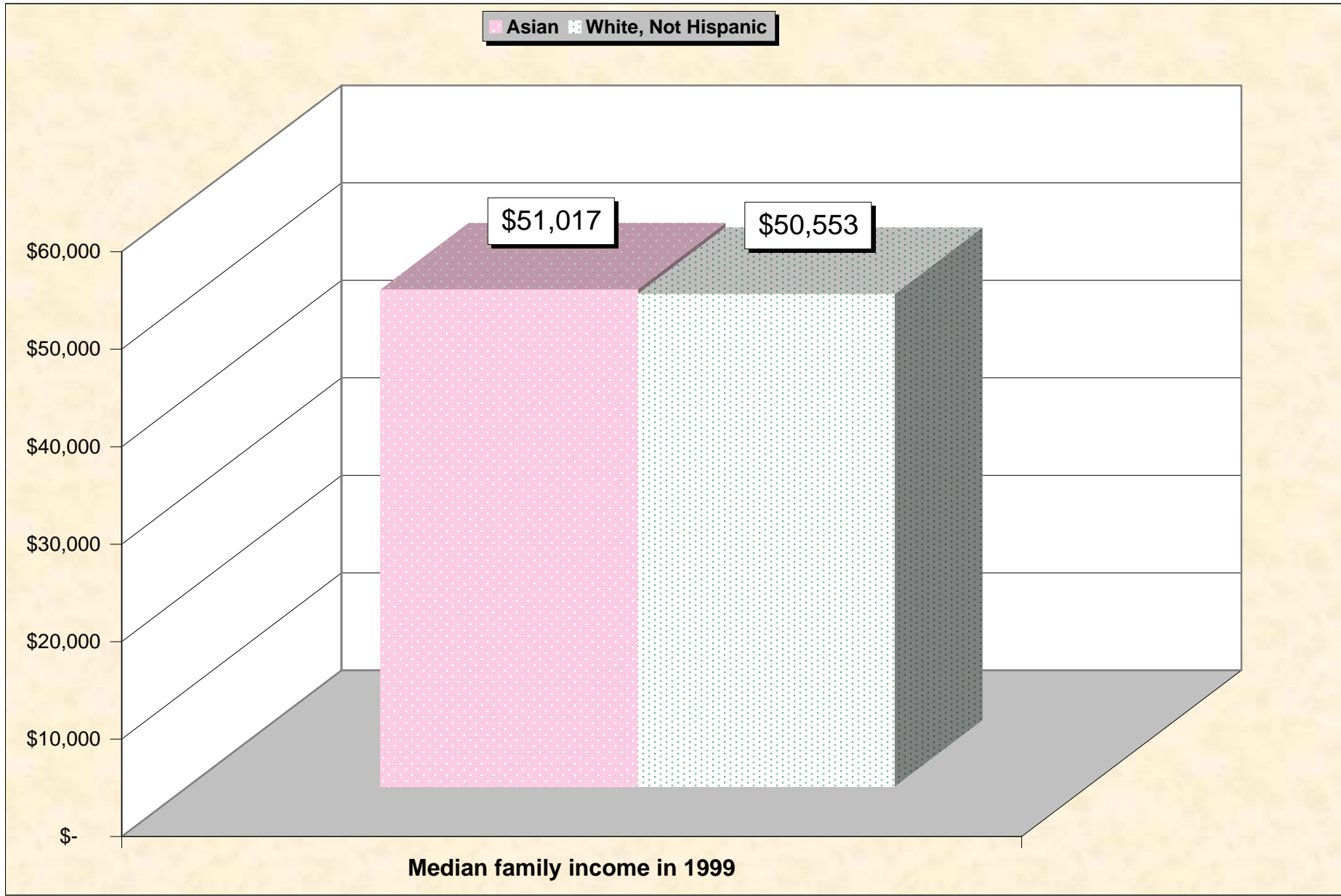
Source: Data Set: Census 2000 Summary File 3 (SF 3) - Sample Data -- P150D. SEX BY EMPLOYMENT STATUS FOR THE POPULATION 16 YEARS AND OVER (ASIAN ALONE) [15] - Universe: Asian alone population 16 years and over; P150I. SEX BY EMPLOYMENT STATUS FOR THE POPULATION 16 YEARS AND OVER (WHITE ALONE, NOT HISPANIC OR LATINO) [15] - Universe: White alone, not Hispanic or Latino population 16 years and over

## Chart 6 -- Household Income in 1999 Florida



Source: Data Set: Census 2000 Summary File 3 (SF 3) - Sample Data -- P151D. HOUSEHOLD INCOME IN 1999 (ASIAN ALONE HOUSEHOLDER) [17] - Universe: Households with a householder who is Asian alone; P151I. HOUSEHOLD INCOME IN 1999 (WHITE ALONE, NOT HISPANIC OR LATINO HOUSEHOLDER) [17] - Universe: Households with a householder who is White alone, not Hispanic or Latino

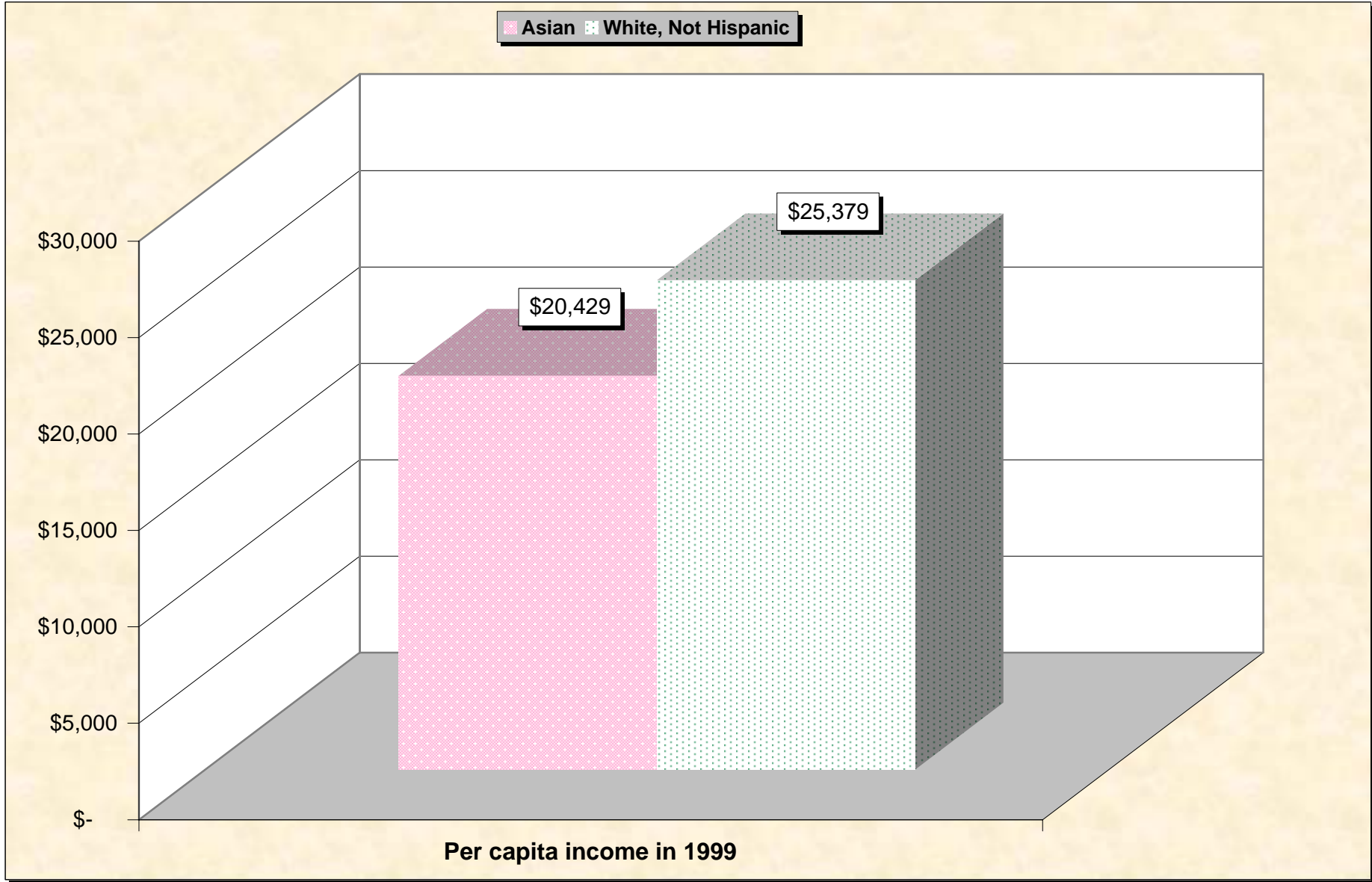
# Chart 7 -- Median Family Income In 1999 Florida



Source: Data Set: Census 2000 Summary File 3 (SF 3) - Sample Data -- P155D. MEDIAN FAMILY INCOME IN 1999 (DOLLARS) (ASIAN ALONE HOUSEHOLDER) [1] - Universe: Families with a householder who is Asian alone ; P155I. MEDIAN FAMILY INCOME IN 1999 (DOLLARS) (WHITE ALONE, NOT HISPANIC OR LATINO HOUSEHOLDER) [1] - Universe: Families with a householder who is White alone, not Hispanic or Latino

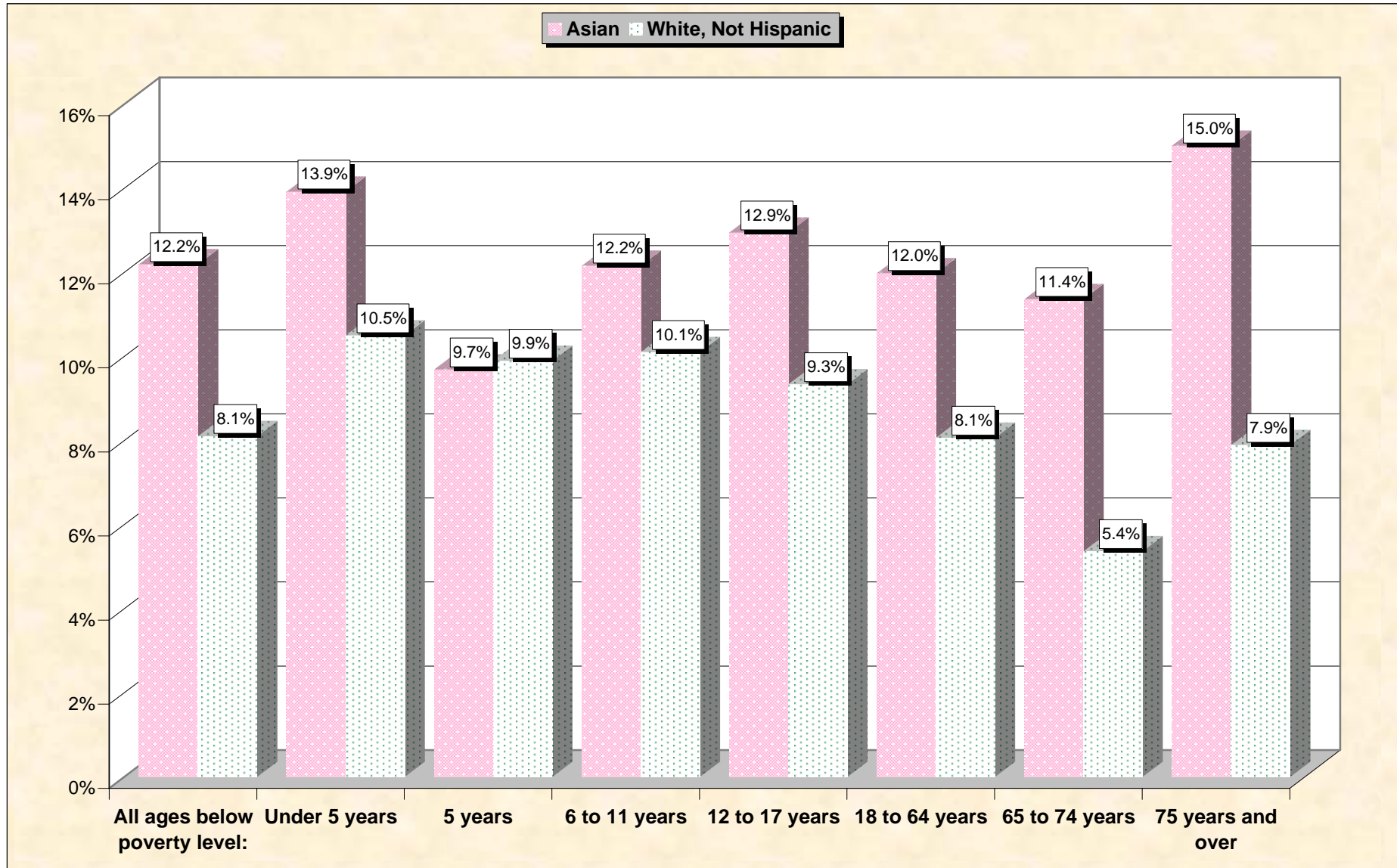


# Chart 8 -- Per Capita Income In 1999 Florida



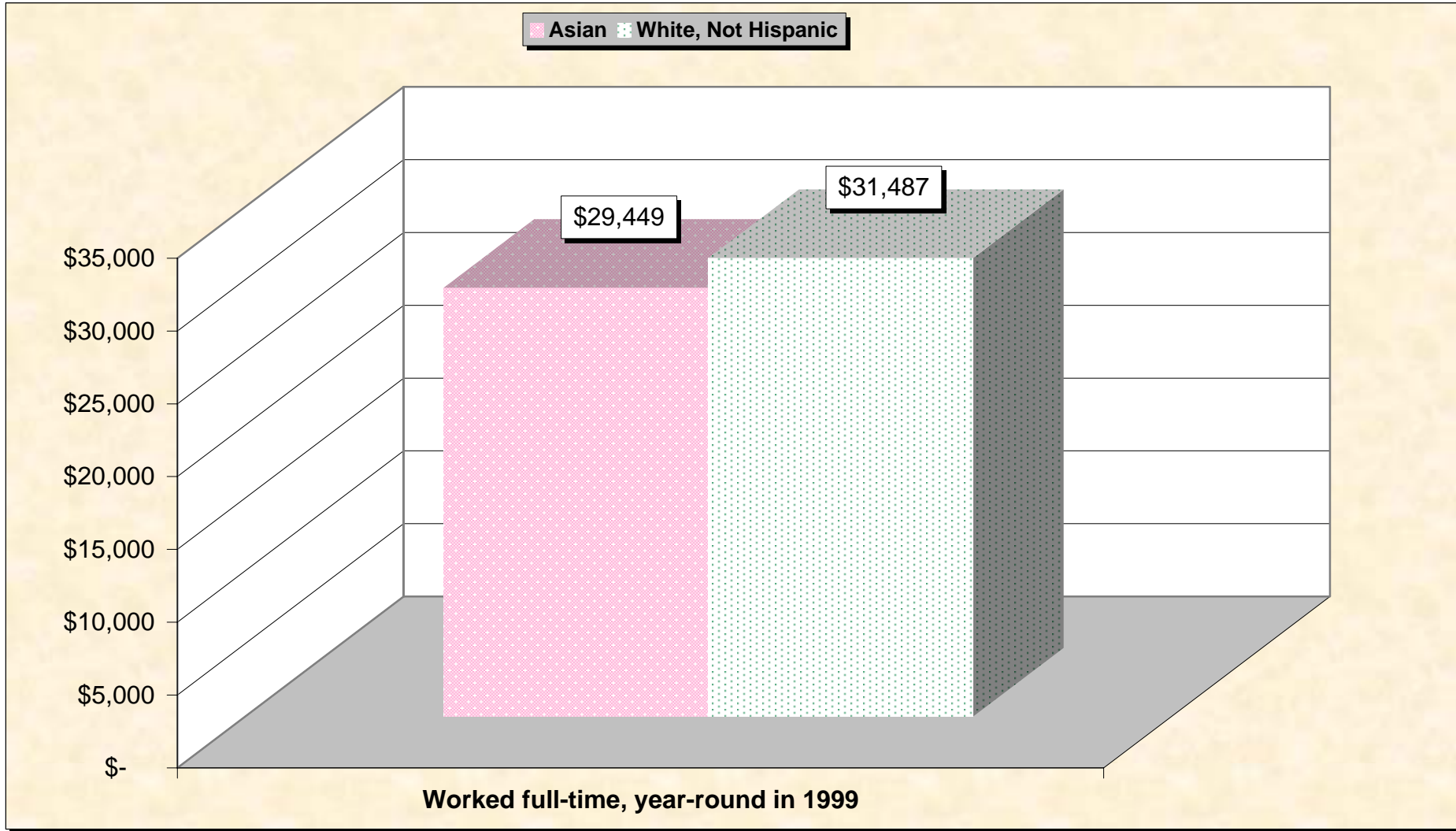
Source: Data Set: Census 2000 Summary File 3 (SF 3) - Sample Data -- P157D. PER CAPITA INCOME IN 1999 (DOLLARS) (ASIAN ALONE) [1] - Universe: Asian alone population; P157I. PER CAPITA INCOME IN 1999 (DOLLARS) (WHITE ALONE, NOT HISPANIC OR LATINO) [1] - Universe: White alone, not Hispanic or Latino population

## Chart 9 -- Income in 1999 Below Poverty Level by Age Florida



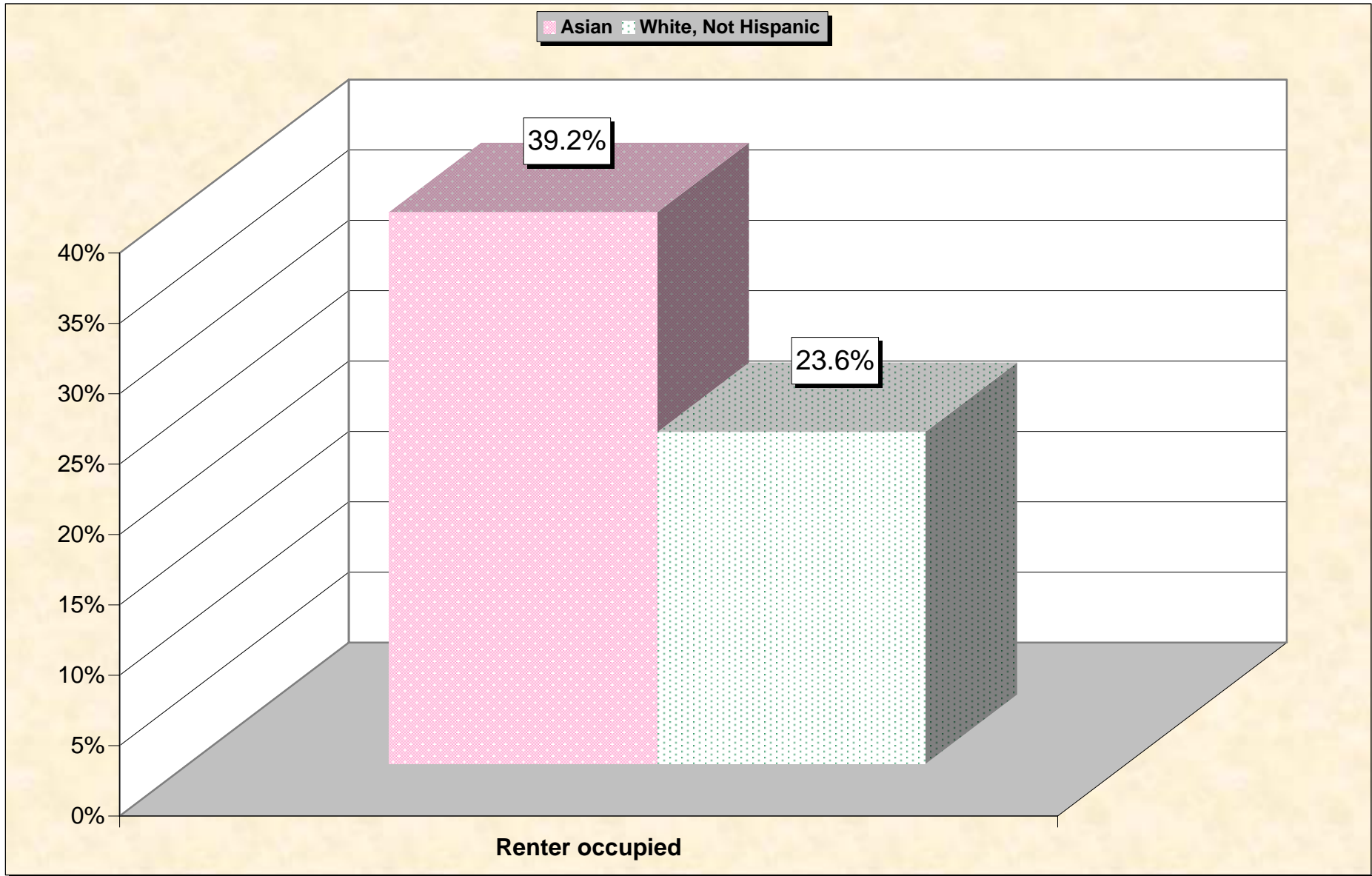
Source: Data Set: Census 2000 Summary File 3 (SF 3) - Sample Data -- P159D. POVERTY STATUS IN 1999 BY AGE (ASIAN ALONE) [17] - Universe: Asian alone population for whom poverty status is determined; P159I. POVERTY STATUS IN 1999 BY AGE (WHITE ALONE, NOT HISPANIC OR LATINO) [17] - Universe: White alone, not Hispanic or Latino population for whom poverty status is determined.

# Chart 10 -- Median Earnings in 1999 Florida



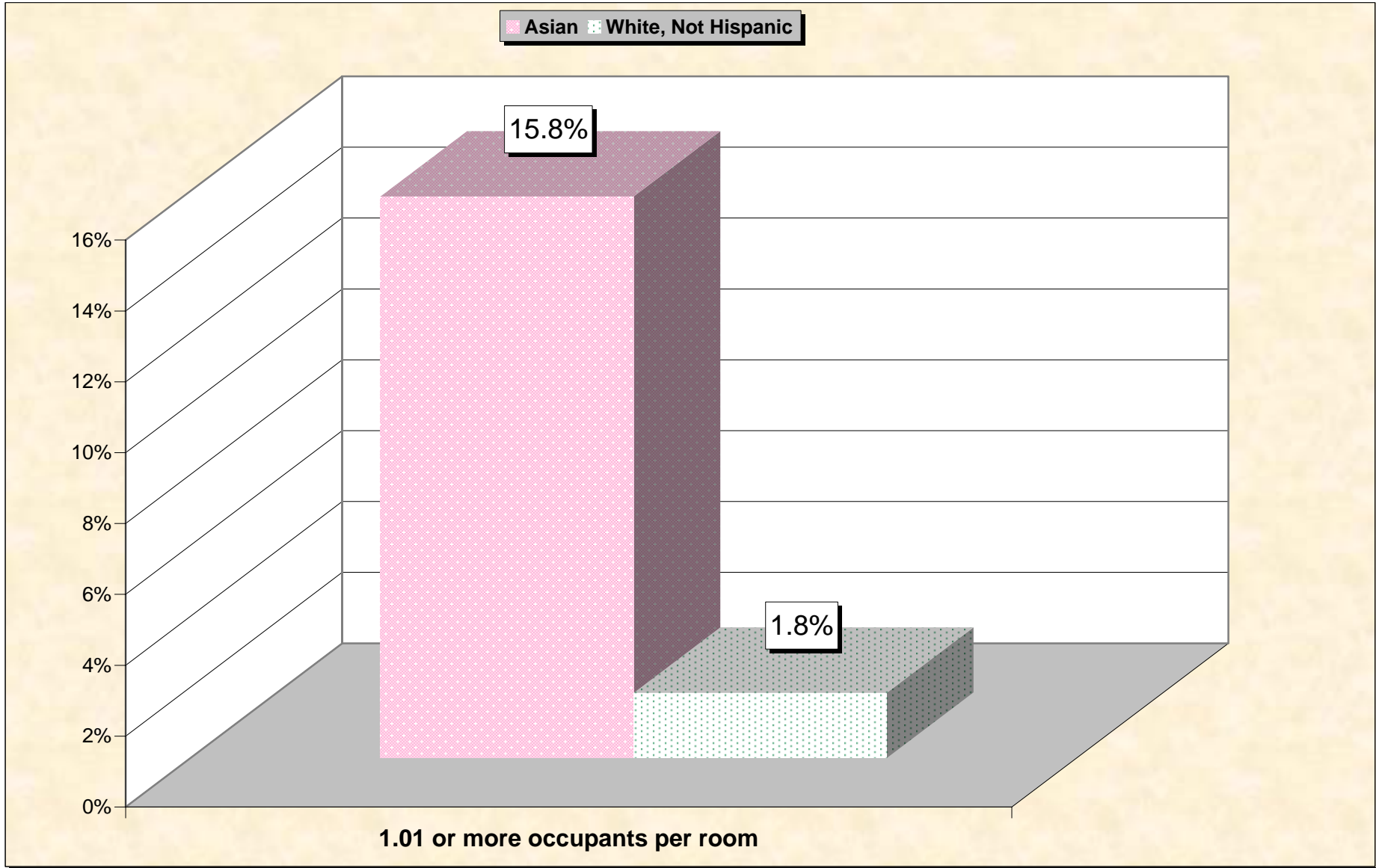
Source: Data Set: Census 2000 Summary File 3 (SF 3) - Sample Data -- PCT74D. MEDIAN EARNINGS IN 1999 (DOLLARS) BY WORK EXPERIENCE IN 1999 BY SEX FOR THE POPULATION 16 YEARS AND OVER WITH EARNINGS (ASIAN ALONE) [6] - Universe: Asian alone population 16 years and over with earnings in 1999; PCT74I. MEDIAN EARNINGS IN 1999 (DOLLARS) BY WORK EXPERIENCE IN 1999 BY SEX FOR THE POPULATION 16 YEARS AND OVER WITH EARNINGS (WHITE ALONE, NOT HISPANIC OR LATINO) [6] - Universe: White alone, not Hispanic or Latino population 16 years and over with earnings in 1999

# Chart 11 -- Renter-Occupied Housing Florida



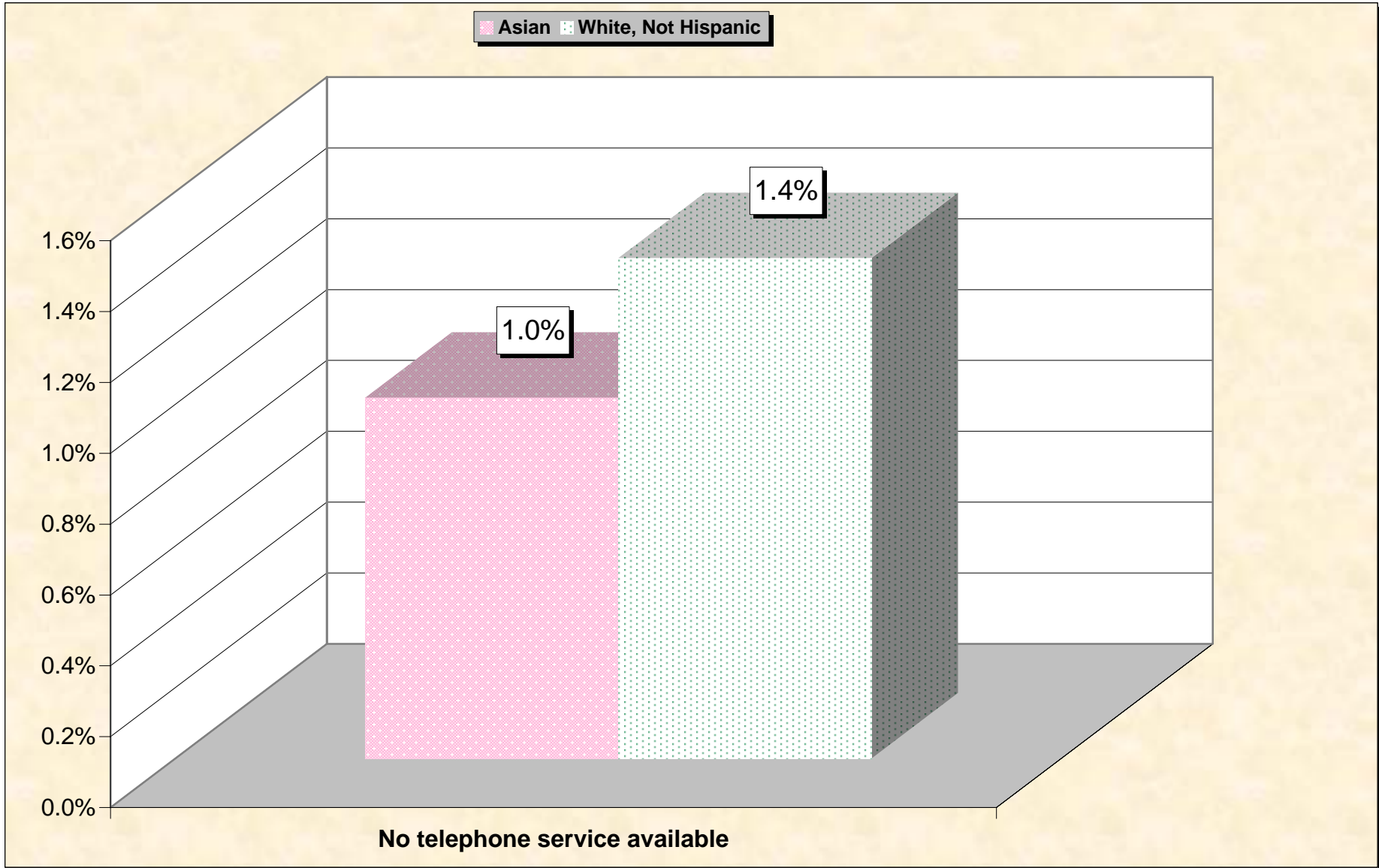
Source: Data Set: Census 2000 Summary File 3 (SF 3) - Sample Data -- H11. TENURE BY RACE OF HOUSEHOLDER [17] - Universe: Occupied housing units; H13. TENURE (WHITE ALONE, NOT HISPANIC OR LATINO HOUSEHOLDER) [3] - Universe: Occupied housing units with a householder who is White alone, not Hispanic or Latino.

# Chart 12 -- Occupants Per Room (Crowding) by Household Florida



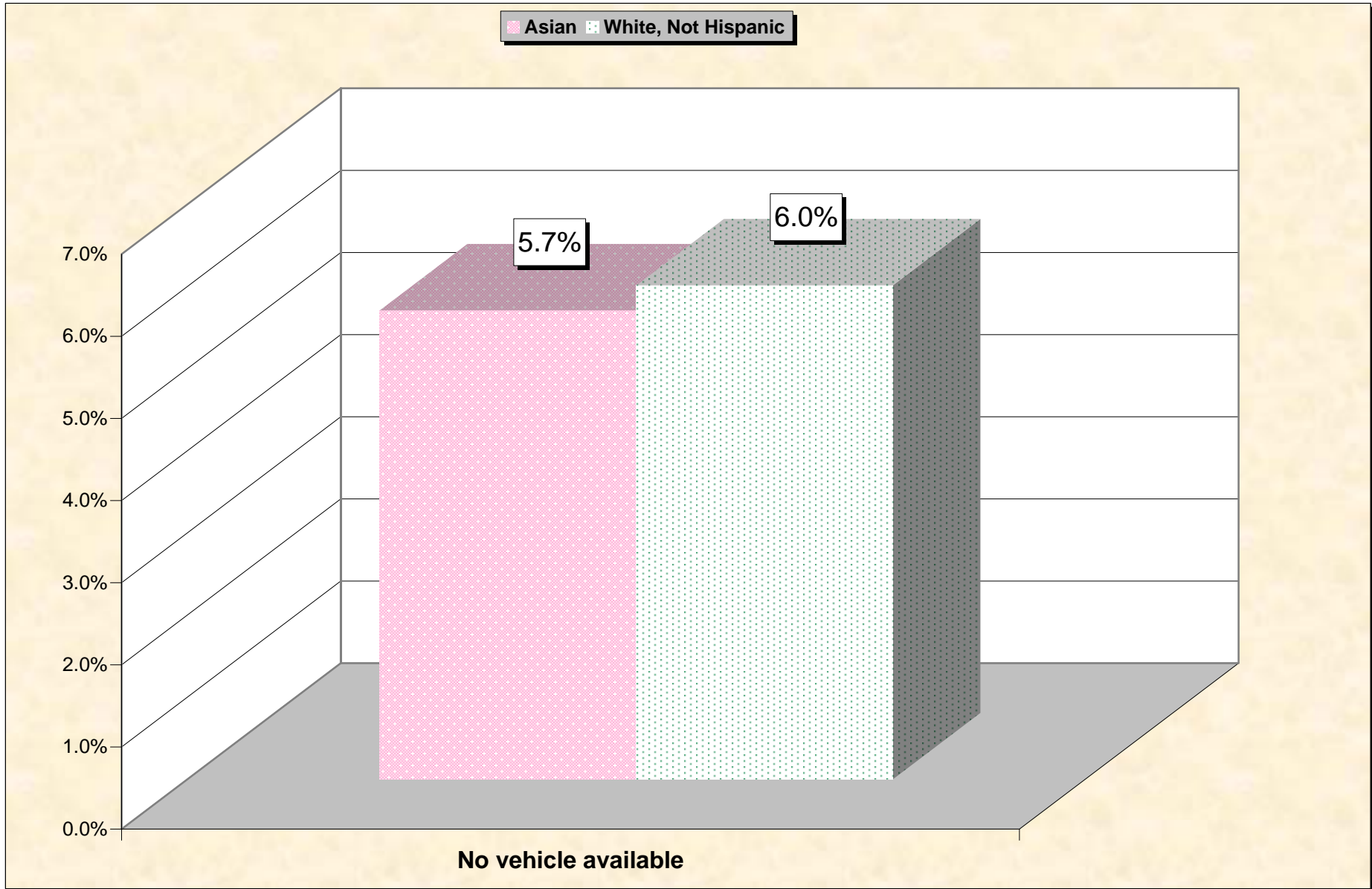
Source: Data Set: Census 2000 Summary File 3 (SF 3) - Sample Data -- HCT29D. OCCUPANTS PER ROOM (ASIAN ALONE HOUSEHOLDER) [3] - Universe: Occupied housing units with a householder who is Asian alone; HCT29I. OCCUPANTS PER ROOM (WHITE ALONE, NOT HISPANIC OR LATINO HOUSEHOLDER) [3] - Universe: Occupied housing units with a householder who is White alone, not Hispanic or Latino

# Chart 13 -- Lack of Telephone Service by Household Florida



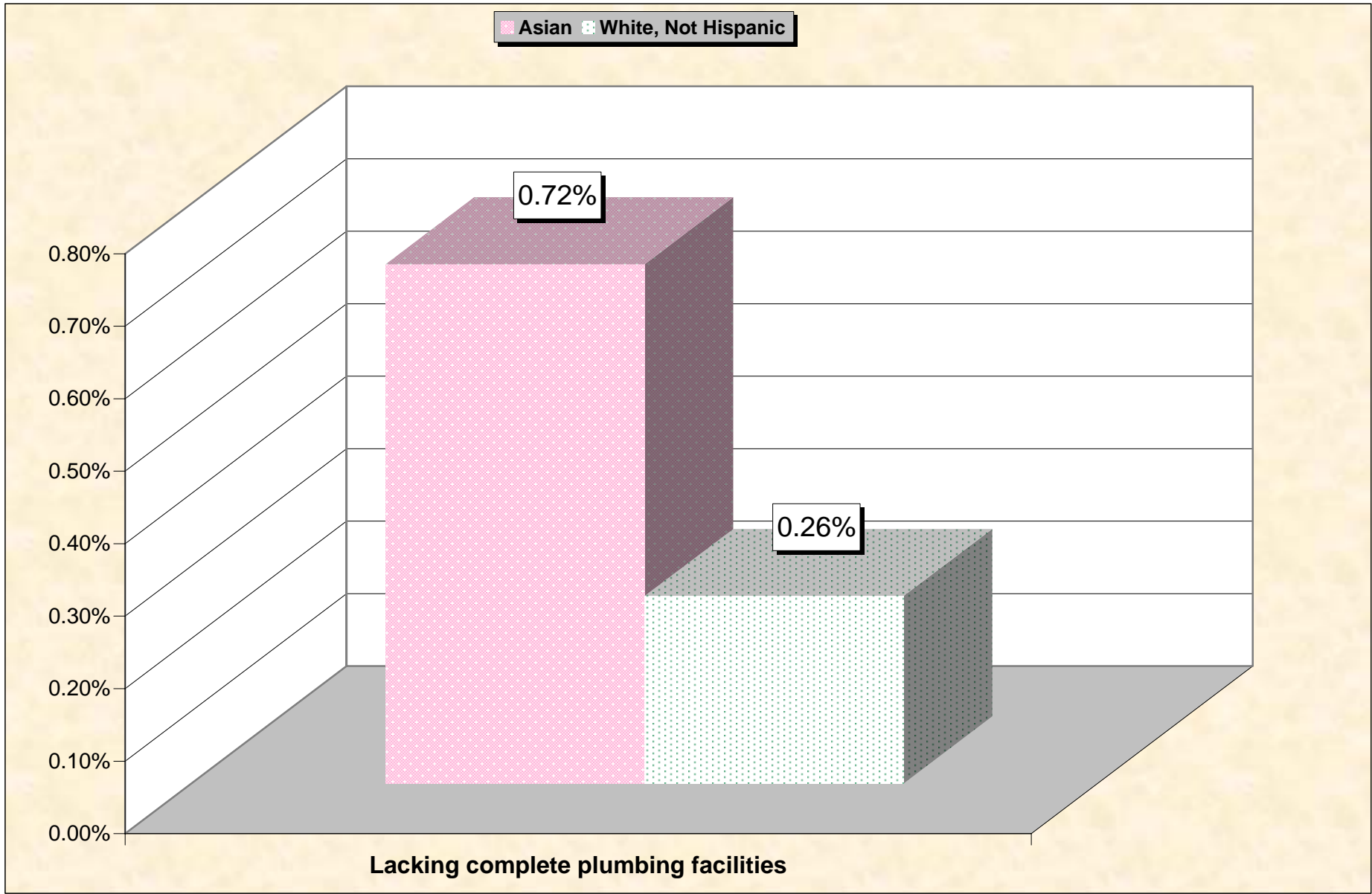
Source: Data Set: Census 2000 Summary File 3 (SF 3) - Sample Data -- HCT32D. TELEPHONE SERVICE AVAILABLE (ASIAN ALONE HOUSEHOLDER) [3] - Universe: Occupied housing units with a householder who is Asian alone; HCT32I. TELEPHONE SERVICE AVAILABLE (WHITE ALONE, NOT HISPANIC OR LATINO HOUSEHOLDER) [3] - Universe: Occupied housing units with a householder who is White alone, not Hispanic or Latino

# Chart 14 -- Lack of Vehicle By Household Florida



Source: Data Set: Census 2000 Summary File 3 (SF 3) - Sample Data -- HCT33D. VEHICLES AVAILABLE (ASIAN ALONE HOUSEHOLDER) [3] - Universe: Occupied housing units with a householder who is Asian alone;; HCT33I. VEHICLES AVAILABLE (WHITE ALONE, NOT HISPANIC OR LATINO HOUSEHOLDER) [3] - Universe: Occupied housing units with a householder who is White alone, not Hispanic or Latino

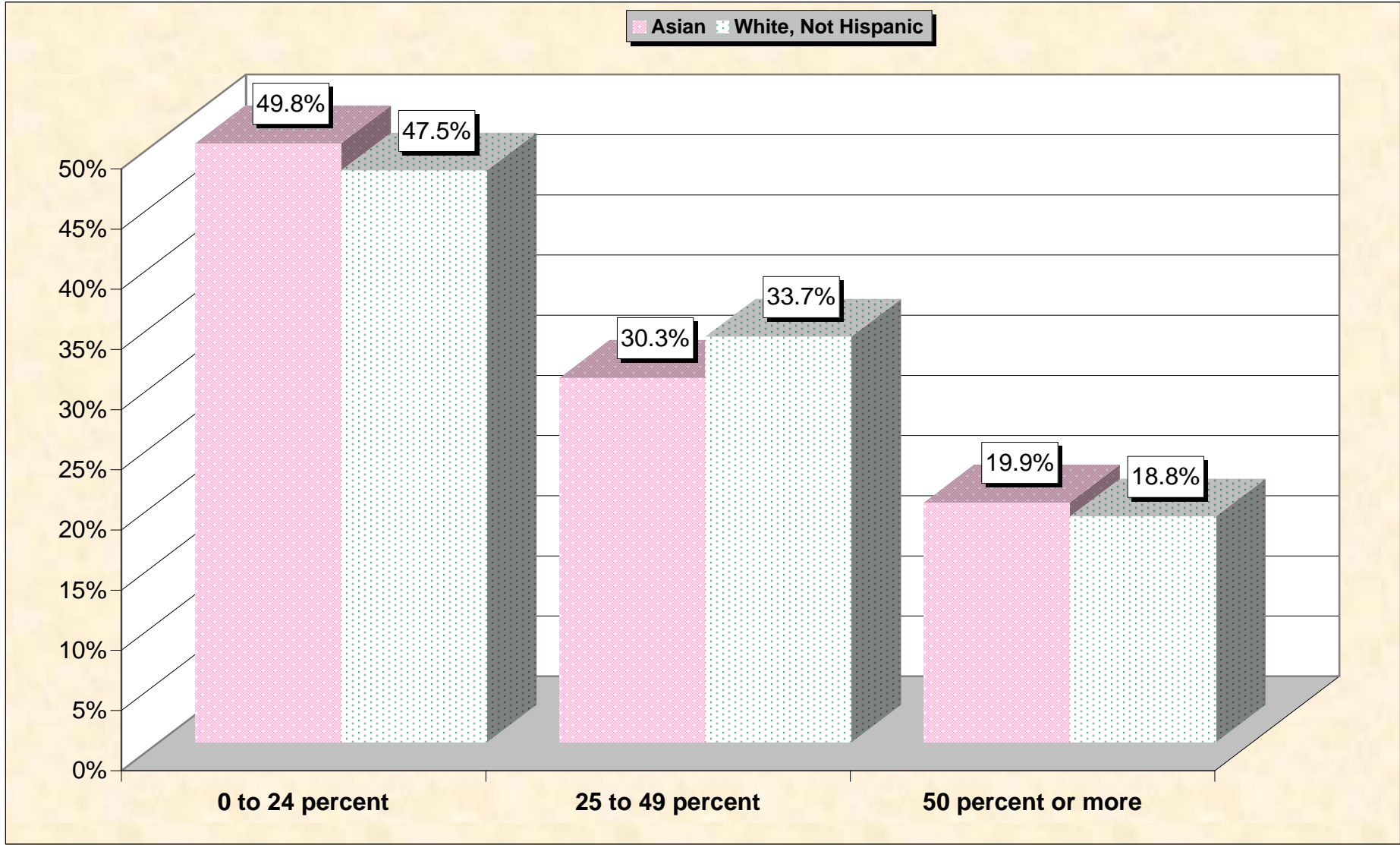
# Chart 15 -- Lack of Plumbing By Household Florida



Source: Data Set: Census 2000 Summary File 3 (SF 3) - Sample Data -- HCT34D. PLUMBING FACILITIES (ASIAN ALONE HOUSEHOLDER) [3] - Universe: Occupied housing units with a householder who is Asian alone; HCT34I. PLUMBING FACILITIES (WHITE ALONE, NOT HISPANIC OR LATINO HOUSEHOLDER) [3] - Universe: Occupied housing units with a householder who is White alone, not Hispanic or Latino.

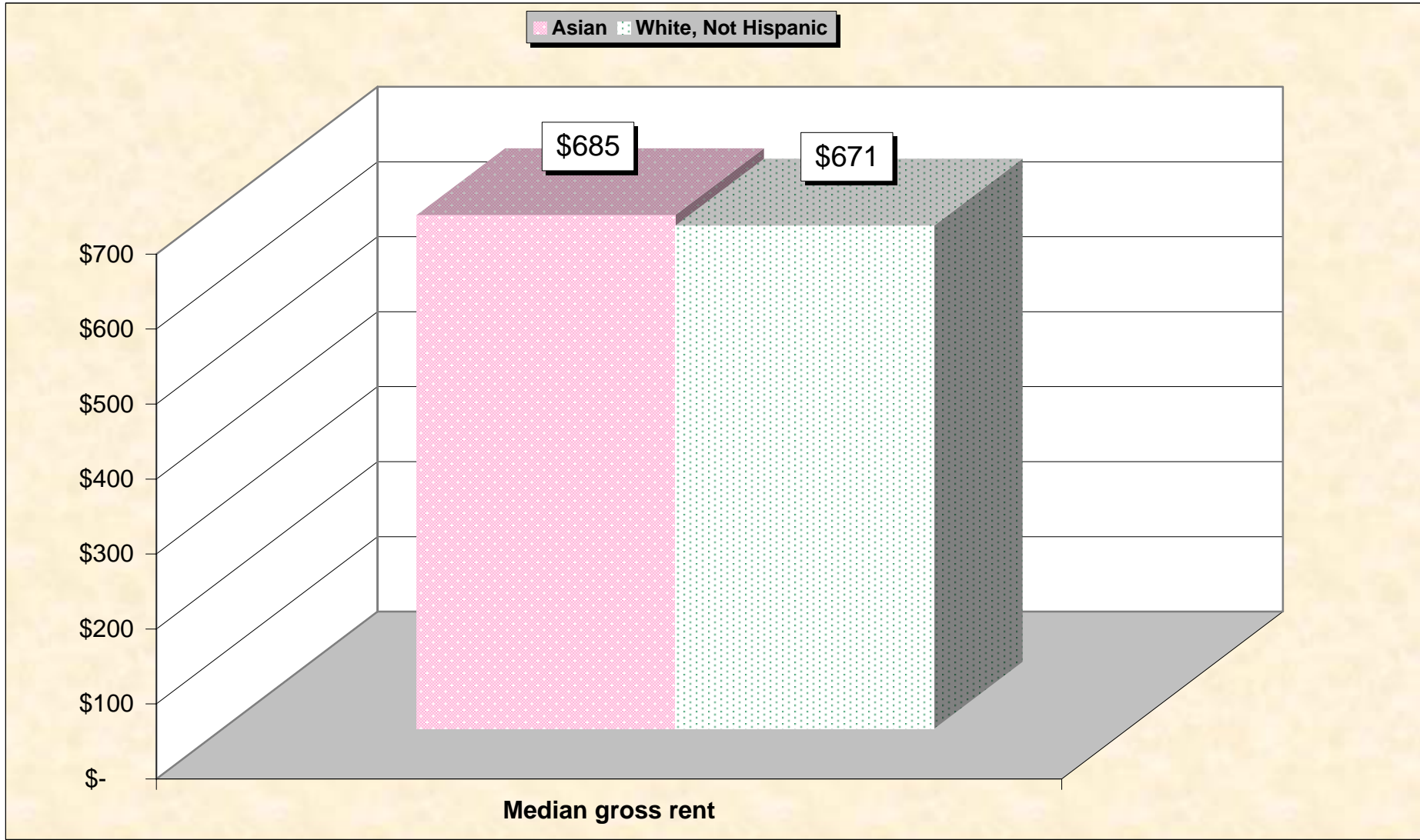


# Chart 16 -- Gross Rent as a Percentage of Household Income in 1999 Florida



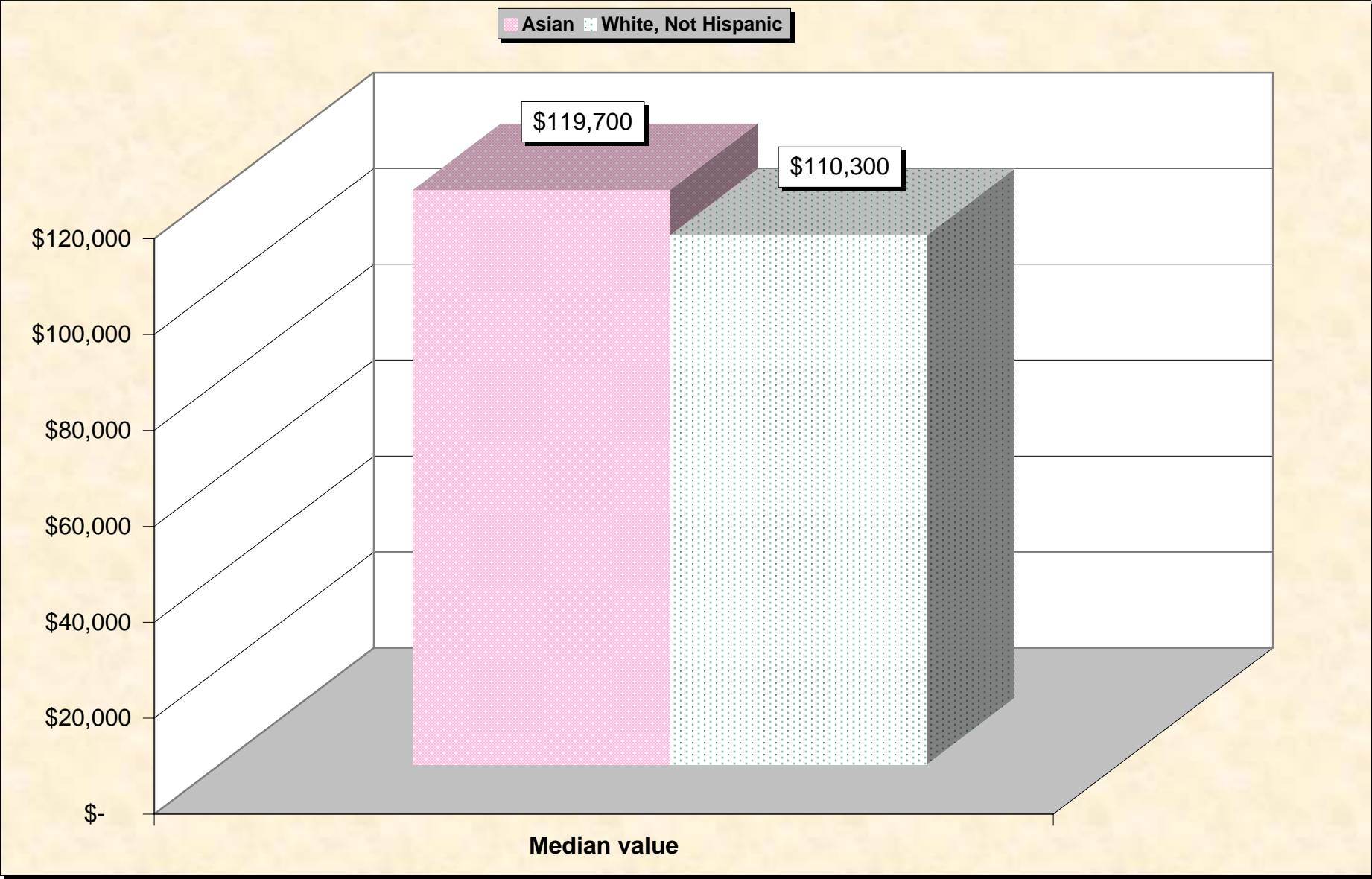
Source: Data Set: Census 2000 Summary File 3 (SF 3) - Sample Data -- HCT39D. GROSS RENT AS A PERCENTAGE OF HOUSEHOLD INCOME IN 1999 (ASIAN ALONE HOUSEHOLDER) [11] - Universe: Specified renter-occupied housing units with a householder who is Asian alone; HCT39I. GROSS RENT AS A PERCENTAGE OF HOUSEHOLD INCOME IN 1999 (WHITE ALONE, NOT HISPANIC OR LATINO HOUSEHOLDER) [11] - Universe: Specified renter-occupied housing units with a householder who is White alone, not Hispanic or Latino.

# Chart 17 -- Median Gross Rent By Household Florida



Source: Data Set: Census 2000 Summary File 3 (SF 3) - Sample Data -- HCT37D. MEDIAN GROSS RENT (DOLLARS) (ASIAN ALONE HOUSEHOLDER) [1] - Universe: Specified renter-occupied housing units paying cash rent with a householder who is Asian alone; HCT37I. MEDIAN GROSS RENT (DOLLARS) (WHITE ALONE, NOT HISPANIC OR LATINO HOUSEHOLDER) [1] - Universe: Specified renter-occupied housing units paying cash rent with a householder who is White alone, not Hispanic or Latino

# Chart 18 -- Median Home Value By Household Florida



Source: Data Set: Census 2000 Summary File 3 (SF 3) - Sample Data -- HCT42D. MEDIAN VALUE (DOLLARS) (ASIAN ALONE HOUSEHOLDER) [1] - Universe: Specified owner-occupied housing units with a householder who is Asian alone; HCT42I. MEDIAN VALUE (DOLLARS) (WHITE ALONE, NOT HISPANIC OR LATINO HOUSEHOLDER) [1] - Universe: Specified owner-occupied housing units with a householder who is White alone, not Hispanic or Latino

## HOUSEHOLDS BY AGE OF HOUSEHOLDER BY HOUSEHOLD TYPE (INCLUDING LIVING ALONE) BY PRESENCE OF OWN CHILDREN UNDER 18 YEARS

Source data for Chart 1

	Asian Florida	White, Not Hispanic Florida
Total:	83,113	4,566,541
Householder 15 to 64 years:	76,919	3,079,030
Family households:	57,628	2,093,188
Married-couple family:	46,914	1,680,712
With own children under 18 years	29,745	802,284
No own children under 18 years	17,169	878,428
Other family:	10,714	412,476
Male householder, no wife present:	3,784	123,030
With own children under 18 years	1510	71990
No own children under 18 years	2274	51040
Female householder, no husband present:	6,930	289,446
With own children under 18 years	3,966	192,856
No own children under 18 years	2,964	96,590
Nonfamily households:	19,291	985,842
Householder living alone	13,629	712,935
Householder not living alone	5662	272907
Householder 65 years and over:	6,194	1,487,511
Family households:	4,304	827,529
Married-couple family:	3645	740381
With own children under 18 years	186	4234
No own children under 18 years	3459	736147
Other family:	659	87148
Male householder, no wife present:	135	17395
With own children under 18 years	0	612
No own children under 18 years	135	16783
Female householder, no husband present:	524	69753
With own children under 18 years	0	218
No own children under 18 years	524	69535
Nonfamily households:	1890	659982
Householder living alone	1782	621868
Householder not living alone	108	38114

Source: Data Set: Census 2000 Summary File 3 (SF 3) - Sample Data - P146D. HOUSEHOLDS BY AGE OF HOUSEHOLDER BY HOUSEHOLD TYPE (INCLUDING LIVING ALONE) BY PRESENCE OF OWN CHILDREN UNDER 18 YEARS (ASIAN ALONE HOUSEHOLDER) [31] - Universe: Households with a householder who is Asian alone; P146I. HOUSEHOLDS BY AGE OF HOUSEHOLDER BY HOUSEHOLD TYPE (INCLUDING LIVING ALONE) BY PRESENCE OF OWN CHILDREN UNDER 18 YEARS (WHITE ALONE, NOT HISPANIC OR LATINO HOUSEHOLDER) [31] - Universe: Households with a householder who is White alone, not Hispanic or Latino.

## SCHOOL ENROLLMENT BY LEVEL OF SCHOOL BY TYPE OF SCHOOL FOR THE POPULATION 3 YEARS AND OVER

### Source data for Chart 2

	Asian Florida	White, Not Hispanic Florida
Total:	255,445	10,156,747
Enrolled in nursery school, preschool:	4,502	156,155
Public school	1,465	56,975
Private school	3037	99,180
Enrolled in kindergarten:	3,303	114,980
Public school	2523	89,850
Private school	780	25,130
Enrolled in grade 1 to grade 8:	26,777	958,434
Public school	22,995	807,882
Private school	3782	150,552
Enrolled in grade 9 to grade 12:	16,270	449,301
Public school	14,391	393,929
Private school	1879	55,372
Enrolled in college:	28,979	517,392
Public school	21,706	397,337
Private school	7273	120,055
Not enrolled in school	175,614	7,960,485

*Source: Data Set: Census 2000 Summary File 3 (SF 3) - Sample Data - P146D. HOUSEHOLDS BY AGE OF HOUSEHOLDER BY HOUSEHOLD TYPE (INCLUDING LIVING ALONE) BY PRESENCE OF OWN CHILDREN UNDER 18 YEARS (ASIAN ALONE HOUSEHOLDER) [31] - Universe: Households with a householder who is Asian alone; P146I. HOUSEHOLDS BY AGE OF HOUSEHOLDER BY HOUSEHOLD TYPE (INCLUDING LIVING ALONE) BY PRESENCE OF OWN CHILDREN UNDER 18 YEARS (WHITE ALONE, NOT HISPANIC OR LATINO HOUSEHOLDER) [31] - Universe: Households with a householder who is White alone, not Hispanic or Latino.*

## SEX BY EDUCATIONAL ATTAINMENT FOR THE POPULATION 25 YEARS AND OVER

### Source data for Chart 3

	Asian Florida	White, Not Hispanic Florida
Total:	177,289	7,721,842
Male:	78,784	3,687,607
Less than 9th grade	5,143	131,808
9th to 12th grade, no diploma	7,515	405,186
High school graduate (includes equivalency)	12,427	1,016,732
Some college, no degree	12,136	853,277
Associate degree	5,607	247,408
Bachelor's degree	18,923	646,556
Graduate or professional degree	17,033	386,640
Female:	98,505	4,034,235
Less than 9th grade	10,497	131,925
9th to 12th grade, no diploma	11,133	440,102
High school graduate (includes equivalency)	20,227	1,326,701
Some college, no degree	13,030	948,762
Associate degree	7,010	315,104
Bachelor's degree	25,399	579,536
Graduate or professional degree	11,209	292,105

Source: Data Set: Census 2000 Summary File 3 (SF 3) - Sample Data -- P148D. SEX BY EDUCATIONAL ATTAINMENT FOR THE POPULATION 25 YEARS AND OVER (ASIAN ALONE) [17]  
 - Universe: Asian alone population 25 years and over; P148I. SEX BY EDUCATIONAL ATTAINMENT FOR THE POPULATION 25 YEARS AND OVER (WHITE ALONE, NOT HISPANIC OR LATINO) [17] - Universe: White alone, not Hispanic or Latino population 25 years and over.

## SEX BY EMPLOYMENT STATUS FOR THE POPULATION 16 YEARS AND OVER

Source data for Charts 4 and 5

	Asian Florida	White, Not Hispanic Florida
Total:	211,555	8,658,205
Male:	95,301	4,165,758
In labor force:	71,434	2,685,821
In Armed Forces	1,211	39,372
Civilian:	70,223	2,646,449
Employed	67,139	2,541,317
Unemployed	3,084	105,132
Not in labor force	23,867	1,479,937
Female:	116,254	4,492,447
In labor force:	68,057	2,295,292
In Armed Forces	233	5,014
Civilian:	67,824	2,290,278
Employed	64,656	2,194,134
Unemployed	3,168	96,144
Not in labor force	48,197	2,197,155

*Source: Data Set: Census 2000 Summary File 3 (SF 3) - Sample Data -- P150D. SEX BY EMPLOYMENT STATUS FOR THE POPULATION 16 YEARS AND OVER (ASIAN ALONE) [15] - Universe: Asian alone population 16 years and over; P150I. SEX BY EMPLOYMENT STATUS FOR THE POPULATION 16 YEARS AND OVER (WHITE ALONE, NOT HISPANIC OR LATINO) [15] - Universe: White alone, not Hispanic or Latino population 16 years and over*

## HOUSEHOLD INCOME IN 1999

### Source data for Chart 6

	Asian Florida	White, Not Hispanic Florida
Total:	83,113	4,566,541
Less than \$10,000	7,861	345,282
\$10,000 to \$14,999	4,555	281,771
\$15,000 to \$19,999	4,537	297,734
\$20,000 to \$24,999	4,942	329,297
\$25,000 to \$29,999	4,994	324,428
\$30,000 to \$34,999	5,387	316,206
\$35,000 to \$39,999	4,849	288,351
\$40,000 to \$44,999	4,609	277,776
\$45,000 to \$49,999	4,198	239,995
\$50,000 to \$59,999	7,603	423,238
\$60,000 to \$74,999	9,179	462,832
\$75,000 to \$99,999	8,389	433,368
\$100,000 to \$124,999	5,285	219,526
\$125,000 to \$149,999	2,048	105,252
\$150,000 to \$199,999	2,174	96,142
\$200,000 or more	2,503	125,343

*Source: Data Set: Census 2000 Summary File 3 (SF 3) - Sample Data -- P151D. HOUSEHOLD INCOME IN 1999 (ASIAN ALONE HOUSEHOLDER) [17] - Universe: Households with a householder who is Asian alone; P151I. HOUSEHOLD INCOME IN 1999 (WHITE ALONE, NOT HISPANIC OR LATINO HOUSEHOLDER) [17] - Universe: Households with a householder who is White alone, not Hispanic or Latino*



## MEDIAN FAMILY INCOME IN 1999

### Source data for Chart 7

	Asian Florida	White, Not Hispanic Florida
Median family income in 1999	\$ 51,017	\$ 50,553

Source: Data Set: Census 2000 Summary File 3 (SF 3) - Sample Data -- P155D. MEDIAN FAMILY INCOME IN 1999 (DOLLARS) (ASIAN ALONE HOUSEHOLDER) [1] - Universe: Families with a householder who is Asian alone ; P155I. MEDIAN FAMILY INCOME IN 1999 (DOLLARS) (WHITE ALONE, NOT HISPANIC OR LATINO HOUSEHOLDER) [1] - Universe: Families with a householder who is White alone, not Hispanic or Latino

## PER CAPITA INCOME IN 1999

### Source data for Chart 8

	Asian Florida	White, Not Hispanic Florida
Per capita income in 1999	\$ 20,429	\$ 25,379

Source: Data Set: Census 2000 Summary File 3 (SF 3) - Sample Data -- P157D. PER CAPITA INCOME IN 1999 (DOLLARS) (ASIAN ALONE) [1] - Universe: Asian alone population; P157I. PER CAPITA INCOME IN 1999 (DOLLARS) (WHITE ALONE, NOT HISPANIC OR LATINO) [1] - Universe: White alone, not Hispanic or Latino population

## POVERTY STATUS IN 1999 BY AGE

### Source data for Chart 9

	Asian Florida	White, Not Hispanic Florida
Total:	261,321	10,242,188
Income in 1999 below poverty level:	31,860	830,039
Under 5 years	2,229	52,722
5 years	293	10,559
6 to 11 years	2,369	70,148
12 to 17 years	2,762	63,725
18 to 64 years	22,223	484,244
65 to 74 years	1,274	62,400
75 years and over	710	86,241
Income in 1999 at or above poverty level:	229,461	9,412,149
Under 5 years	13,782	449,251
5 years	2,731	96,163
6 to 11 years	17,114	624,231
12 to 17 years	18,575	618,606
18 to 64 years	163,303	5,517,067
65 to 74 years	9,937	1,100,546
75 years and over	4,019	1,006,285

Source: Data Set: Census 2000 Summary File 3 (SF 3) - Sample Data -- P159D. POVERTY STATUS IN 1999 BY AGE (ASIAN ALONE) [17] - Universe: Asian alone population for whom poverty status is determined; P159I. POVERTY STATUS IN 1999 BY AGE (WHITE ALONE, NOT HISPANIC OR LATINO) [17] - Universe: White alone, not Hispanic or Latino population for whom poverty status is determined.

## MEDIAN EARNINGS IN 1999

### Source data for Chart 10

	Asian Florida	White, Not Hispanic Florida
Median earnings in 1999 --		
Worked full-time, year-round in 1999 --		
Total	\$ 29,449	\$ 31,487
Male	\$ 32,332	\$ 36,197
Female	\$ 25,260	\$ 26,846
Other --		
Total	\$ 11,479	\$ 10,683
Male	\$ 12,663	\$ 11,881
Female	\$ 10,662	\$ 9,864

Source: Data Set: Census 2000 Summary File 3 (SF 3) - Sample Data -- PCT74D. MEDIAN EARNINGS IN 1999 (DOLLARS) BY WORK EXPERIENCE IN 1999 BY SEX FOR THE POPULATION 16 YEARS AND OVER WITH EARNINGS (ASIAN ALONE) [6] - Universe: Asian alone population 16 years and over with earnings in 1999; PCT74I. MEDIAN EARNINGS IN 1999 (DOLLARS) BY WORK EXPERIENCE IN 1999 BY SEX FOR THE POPULATION 16 YEARS AND OVER WITH EARNINGS (WHITE ALONE, NOT HISPANIC OR LATINO) [6] - Universe: White alone, not Hispanic or Latino population 16 years and over with earnings in 1999

## TENURE BY RACE OF HOUSEHOLDER

### Source data for Chart 11

	<b>Florida</b>
Total:	6,337,929
Owner occupied:	4,441,711
Householder who is White alone	3,878,828
Householder who is Black or African American alone	376,957
Householder who is American Indian and Alaska Native alone	11,610
Householder who is Asian alone	49,897
Householder who is Native Hawaiian and Other Pacific Islander alone	919
Householder who is Some other race alone	58,887
Householder who is Two or more races	64,613
Renter occupied:	1,896,218
Householder who is White alone	1,355,110
Householder who is Black or African American alone	373,584
Householder who is American Indian and Alaska Native alone	7,790
Householder who is Asian alone	32,192
Householder who is Native Hawaiian and Other Pacific Islander alone	995
Householder who is Some other race alone	66,525
Householder who is Two or more races	60,022

### *White alone, not Hispanic*

### *White, Not Hispanic*

		<b>Florida</b>
Total:		4,574,292
Owner occupied		3,494,807
Renter occupied		1,079,485

Source: Data Set: Census 2000 Summary File 3 (SF 3) - Sample Data -- H11. TENURE BY RACE OF HOUSEHOLDER [17] - Universe: Occupied housing units; H13. TENURE (WHITE ALONE, NOT HISPANIC OR LATINO HOUSEHOLDER) [3] - Universe: Occupied housing units with a householder who is White alone, not Hispanic or Latino.

## OCCUPANTS PER ROOM

### Source data for Chart 12

	Asian Florida	White, Not Hispanic Florida
Total:	82,089	4,574,292
1.00 or less occupants per room	69,084	4,490,383
1.01 or more occupants per room	13,005	83,909

Source: Data Set: Census 2000 Summary File 3 (SF 3) - Sample Data -- HCT29D. OCCUPANTS PER ROOM (ASIAN ALONE HOUSEHOLDER) [3] - Universe: Occupied housing units with a householder who is Asian alone; HCT29I. OCCUPANTS PER ROOM (WHITE ALONE, NOT HISPANIC OR LATINO HOUSEHOLDER) [3] - Universe: Occupied housing units with a householder who is White alone, not Hispanic or Latino

## TELEPHONE SERVICE AVAILABLE

### Source data for Chart 13

	Asian Florida	White, Not Hispanic Florida
Total:	82,089	4,574,292
With telephone service available	81,253	4,509,673
No telephone service available	836	64,619

Source: Data Set: Census 2000 Summary File 3 (SF 3) - Sample Data -- HCT32D. TELEPHONE SERVICE AVAILABLE (ASIAN ALONE HOUSEHOLDER) [3] - Universe: Occupied housing units with a householder who is Asian alone; HCT32I. TELEPHONE SERVICE AVAILABLE (WHITE ALONE, NOT HISPANIC OR LATINO HOUSEHOLDER) [3] - Universe: Occupied housing units with a householder who is White alone, not Hispanic or Latino

## VEHICLES AVAILABLE

### Source data for Chart 14

	Asian Florida	White, Not Hispanic Florida
Total:	82,089	4,574,292
No vehicle available	4,687	275,112
1 or more vehicles available	77,402	4,299,180

Source: Data Set: Census 2000 Summary File 3 (SF 3) - Sample Data -- HCT33D. VEHICLES AVAILABLE (ASIAN ALONE HOUSEHOLDER) [3] - Universe: Occupied housing units with a householder who is Asian alone;; HCT33I. VEHICLES AVAILABLE (WHITE ALONE, NOT HISPANIC OR LATINO HOUSEHOLDER) [3] - Universe: Occupied housing units with a householder who is White alone, not Hispanic or Latino

## PLUMBING FACILITIES

### Source data for Chart 15

	Asian Florida	White, Not Hispanic Florida
Total:	82,089	4,574,292
Complete plumbing facilities	81,501	4,509,673
Lacking complete plumbing facilities	588	64,619

Source: Data Set: Census 2000 Summary File 3 (SF 3) - Sample Data -- HCT34D. PLUMBING FACILITIES (ASIAN ALONE HOUSEHOLDER) [3] - Universe: Occupied housing units with a householder who is Asian alone; HCT34I. PLUMBING FACILITIES (WHITE ALONE, NOT HISPANIC OR LATINO HOUSEHOLDER) [3] - Universe: Occupied housing units with a householder who is White alone, not Hispanic or Latino.

## GROSS RENT AS A PERCENTAGE OF HOUSEHOLD INCOME IN 1999

### Source data for Chart 16

	Asian Florida	White, Not Hispanic Florida
Total:	32,117	1,074,640
Less than 10 percent	2189	53,982
10 to 14 percent	4,112	113,173
15 to 19 percent	4694	156,987
20 to 24 percent	3489	146,587
25 to 29 percent	3060	115,905
30 to 34 percent	1965	82,938
35 to 39 percent	1640	58,995
40 to 49 percent	2150	76,053
50 percent or more	5,800	185,877
Not computed	3018	84,143

Source: Data Set: Census 2000 Summary File 3 (SF 3) - Sample Data -- HCT39D. GROSS RENT AS A PERCENTAGE OF HOUSEHOLD INCOME IN 1999 (ASIAN ALONE HOUSEHOLDER) [11] - Universe: Specified renter-occupied housing units with a householder who is Asian alone; HCT39I. GROSS RENT AS A PERCENTAGE OF HOUSEHOLD INCOME IN 1999 (WHITE ALONE, NOT HISPANIC OR LATINO HOUSEHOLDER) [11] - Universe: Specified renter-occupied housing units with a householder who is White alone, not Hispanic or Latino.

## MEDIAN GROSS RENT

**Source data for Chart 17**

	Asian Florida	White, Not Hispanic Florida
Median gross rent	\$ 685	\$ 671

Source: Data Set: Census 2000 Summary File 3 (SF 3) - Sample Data -- HCT37D. MEDIAN GROSS RENT (DOLLARS) (ASIAN ALONE HOUSEHOLDER) [1] - Universe: Specified renter-occupied housing units paying cash rent with a householder who is Asian alone; HCT37I. MEDIAN GROSS RENT (DOLLARS) (WHITE ALONE, NOT HISPANIC OR LATINO HOUSEHOLDER) [1] - Universe: Specified renter-occupied housing units paying cash rent with a householder who is White alone, not Hispanic or Latino

## MEDIAN HOME VALUE

**Source data for Chart 18**

	Asian Florida	White, Not Hispanic Florida
Median value	\$ 119,700	\$ 110,300

Source: Data Set: Census 2000 Summary File 3 (SF 3) - Sample Data -- HCT42D. MEDIAN VALUE (DOLLARS) (ASIAN ALONE HOUSEHOLDER) [1] - Universe: Specified owner-occupied housing units with a householder who is Asian alone; HCT42I. MEDIAN VALUE (DOLLARS) (WHITE ALONE, NOT HISPANIC OR LATINO HOUSEHOLDER) [1] - Universe: Specified owner-occupied housing units with a householder who is White alone, not Hispanic or Latino