

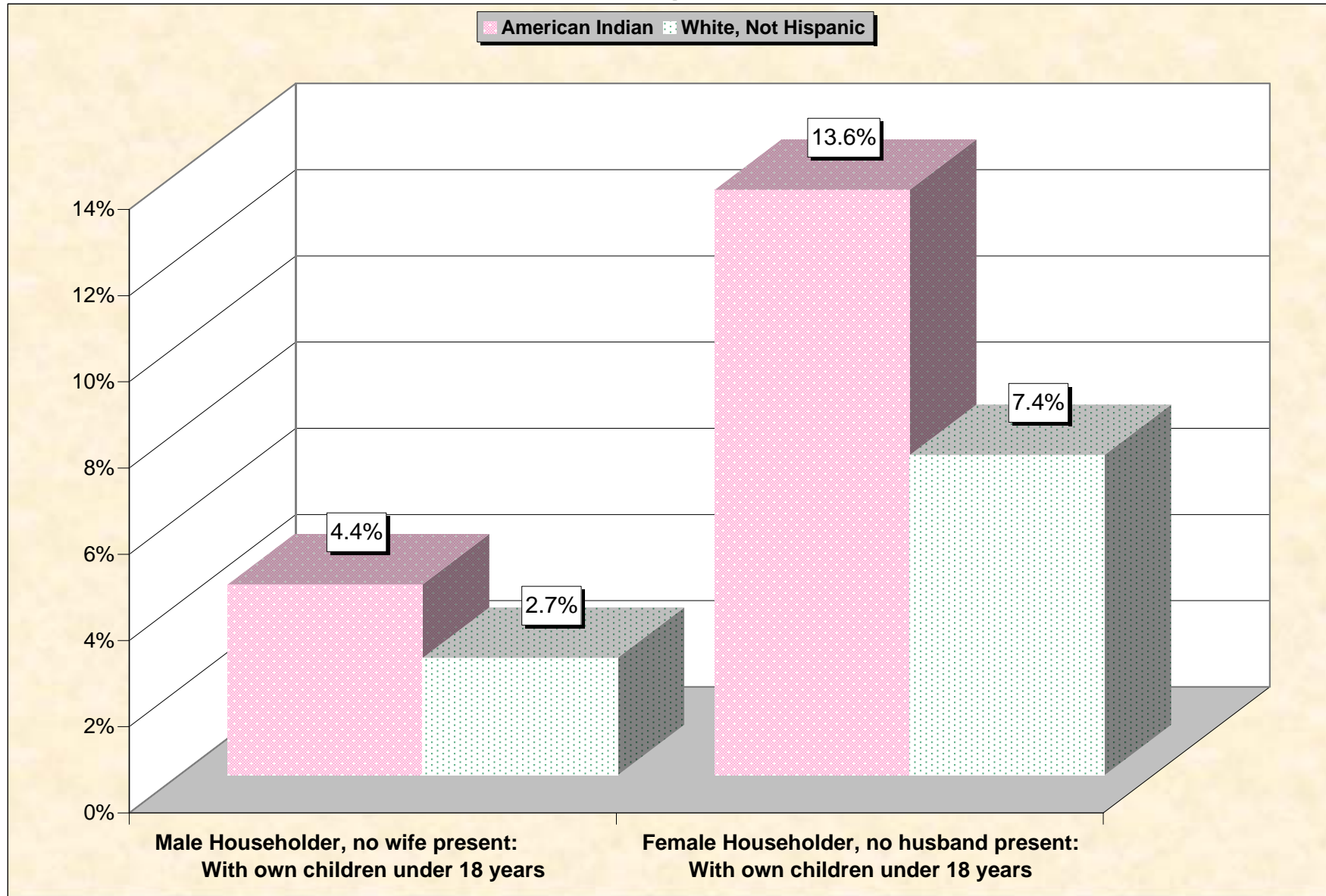
Selected Socio-Economic Data

Virginia

American Indian/Alaska Native and White, Not Hispanic

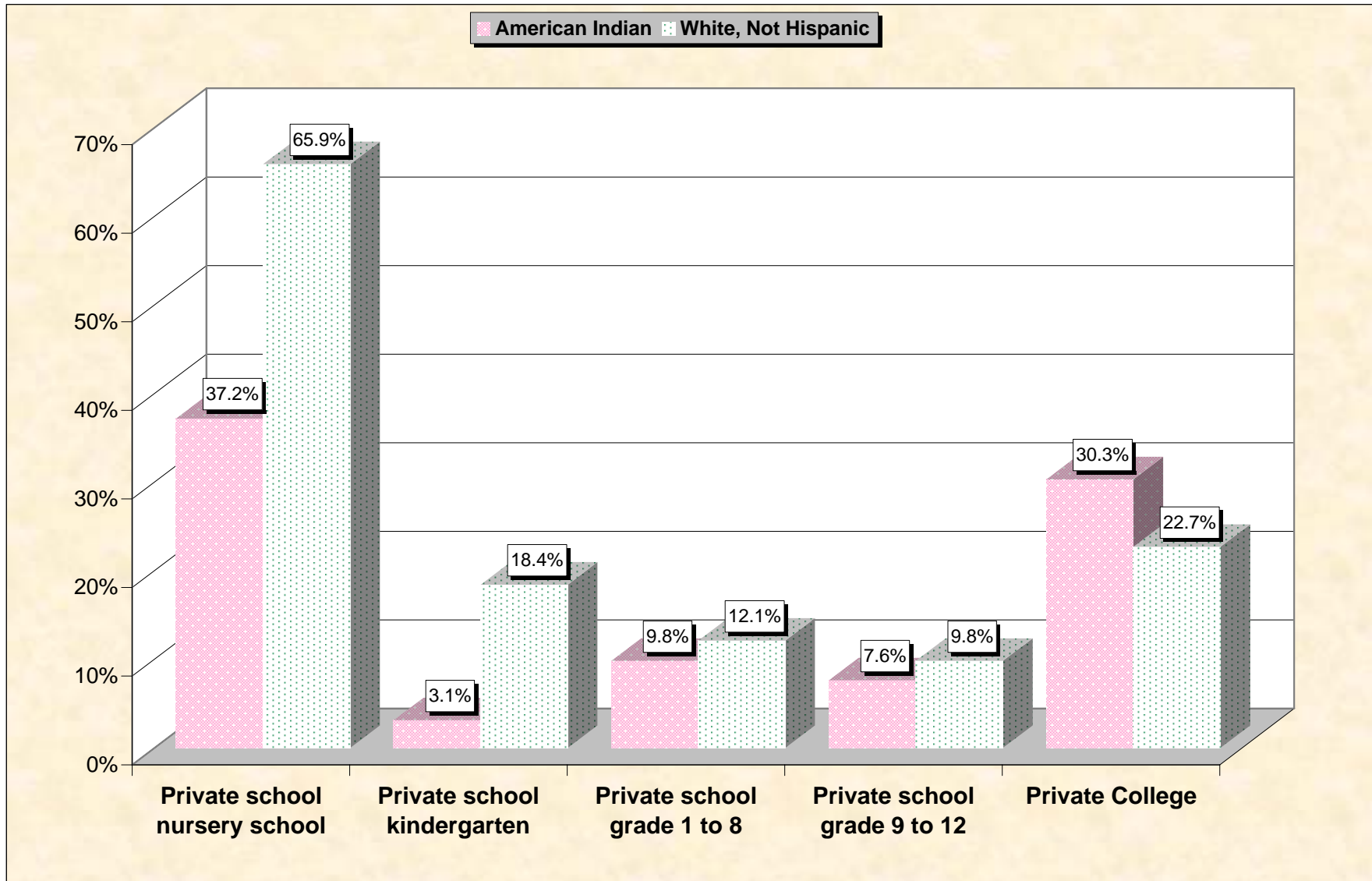
Data Set: Census 2000 Summary File 3 (SF 3) - Sample Data

Chart 1 -- Single-Parent Family Households (Householder 15 to 64 years) Virginia



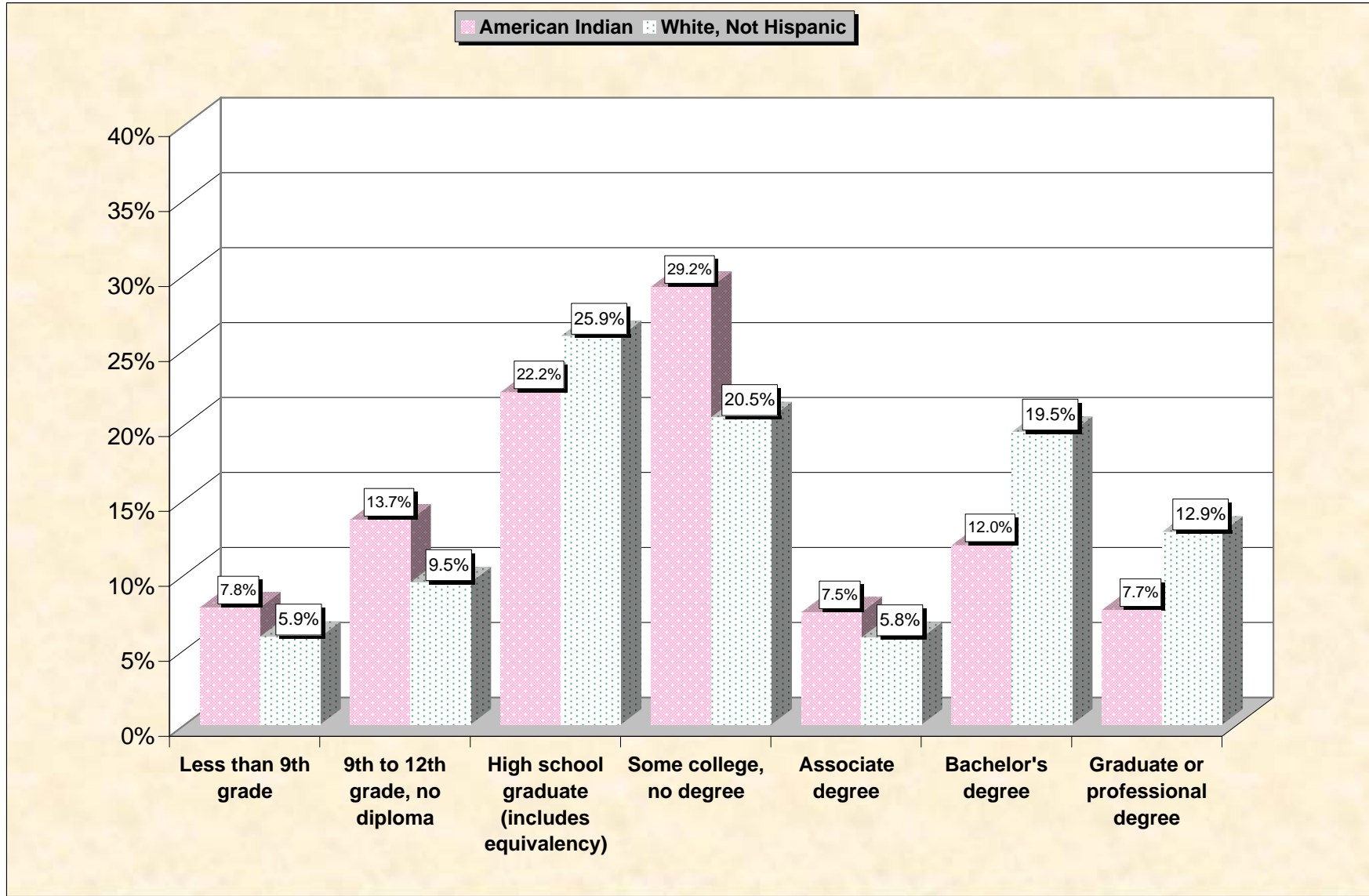
Source: Data Set: Census 2000 Summary File 3 (SF 3) - Sample Data - P146C. HOUSEHOLDS BY AGE OF HOUSEHOLDER BY HOUSEHOLD TYPE (INCLUDING LIVING ALONE) BY PRESENCE OF OWN CHILDREN UNDER 18 YEARS (AMERICAN INDIAN AND ALASKA NATIVE ALONE HOUSEHOLDER) [31] - Universe: Households with a householder who is American Indian and Alaska Native alone; P146I. HOUSEHOLDS BY AGE OF HOUSEHOLDER BY HOUSEHOLD TYPE (INCLUDING LIVING ALONE) BY PRESENCE OF OWN CHILDREN UNDER 18 YEARS (WHITE ALONE, NOT HISPANIC OR LATINO HOUSEHOLDER) [31] - Universe: Households with a householder who is White alone, not Hispanic or Latino.

Chart 2 -- Private School Enrollment (3 years and over) Virginia



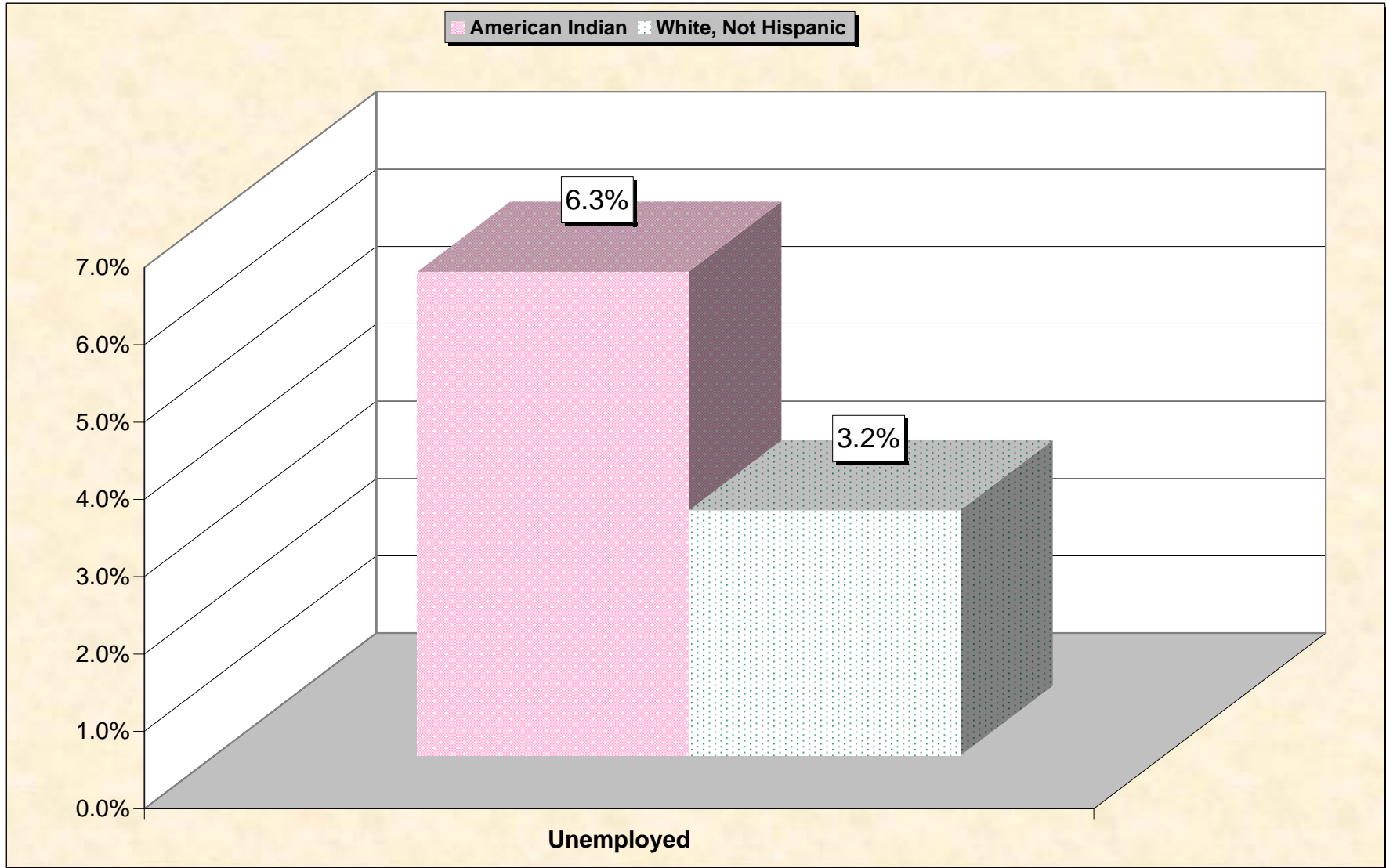
Source: Data Set: Census 2000 Summary File 3 (SF 3) - Sample Data -- P147C. SCHOOL ENROLLMENT BY LEVEL OF SCHOOL BY TYPE OF SCHOOL FOR THE POPULATION 3 YEARS AND OVER (AMERICAN INDIAN AND ALASKA NATIVE ALONE) [17] - Universe: American Indian and Alaska Native alone population 3 years and over; P147I. SCHOOL ENROLLMENT BY LEVEL OF SCHOOL BY TYPE OF SCHOOL FOR THE POPULATION 3 YEARS AND OVER (WHITE ALONE, NOT HISPANIC OR LATINO) [17] - Universe: White alone, not Hispanic or Latino population 3 years and over.

Chart 3 -- Educational Attainment (25 years and over) Virginia



Source: Data Set: Census 2000 Summary File 3 (SF 3) - Sample Data -- P148C. SEX BY EDUCATIONAL ATTAINMENT FOR THE POPULATION 25 YEARS AND OVER (AMERICAN INDIAN AND ALASKA NATIVE ALONE) [17] - Universe: American Indian and Alaska Native alone population 25 years and over; P148I. SEX BY EDUCATIONAL ATTAINMENT FOR THE POPULATION 25 YEARS AND OVER (WHITE ALONE, NOT HISPANIC OR LATINO) [17] - Universe: White alone, not Hispanic or Latino population 25 years and over.

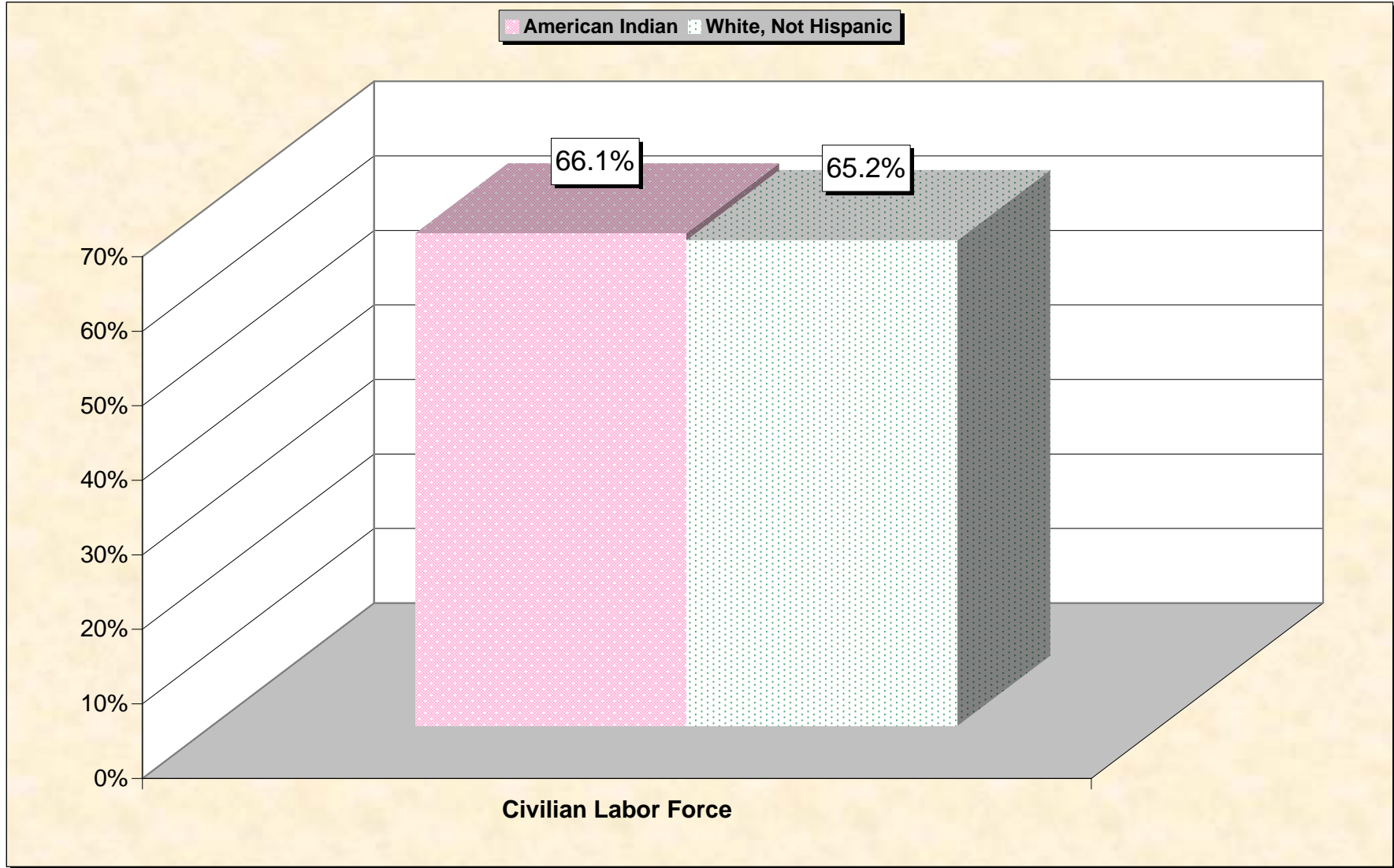
Chart 4 -- Unemployment Rate (Civilian Labor Force) Virginia



Note: Unemployment rate is defined as a percentage of the civilian labor force.

Source: Data Set: Census 2000 Summary File 3 (SF 3) - Sample Data -- P150C. SEX BY EMPLOYMENT STATUS FOR THE POPULATION 16 YEARS AND OVER (AMERICAN INDIAN AND ALASKA NATIVE ALONE) [15] - Universe: American Indian and Alaska Native alone population 16 years and over; P150I. SEX BY EMPLOYMENT STATUS FOR THE POPULATION 16 YEARS AND OVER (WHITE ALONE, NOT HISPANIC OR LATINO) [15] - Universe: White alone, not Hispanic or Latino population 16 years and over

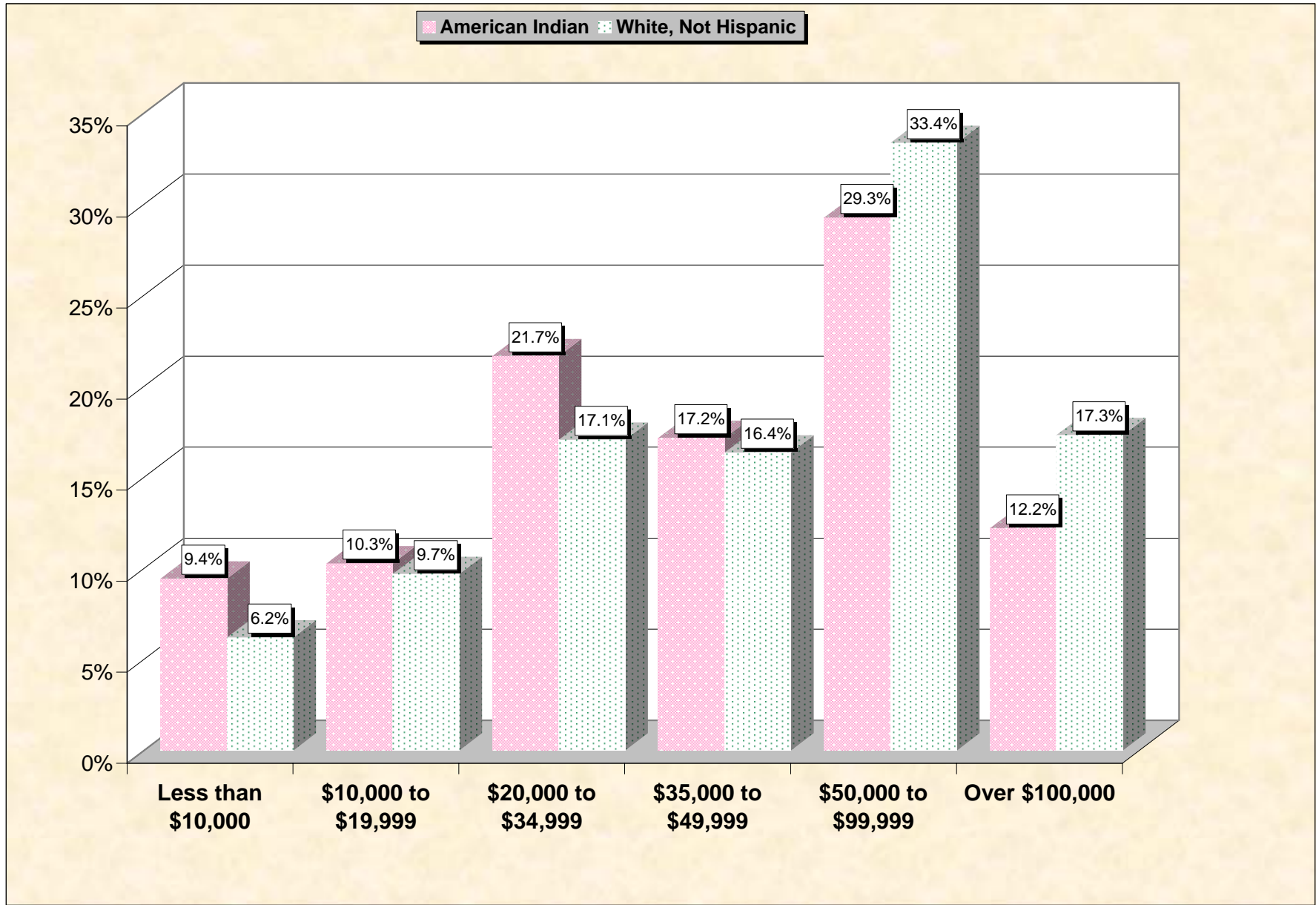
Chart 5 -- Labor Force Participation (Civilian Labor Force) Virginia



Note: Labor force participation rate is defined as a percentage of the civilian population over 16.

Source: Data Set: Census 2000 Summary File 3 (SF 3) - Sample Data -- P150C. SEX BY EMPLOYMENT STATUS FOR THE POPULATION 16 YEARS AND OVER (AMERICAN INDIAN AND ALASKA NATIVE ALONE) [15] - Universe: American Indian and Alaska Native alone population 16 years and over; P150I. SEX BY EMPLOYMENT STATUS FOR THE POPULATION 16 YEARS AND OVER (WHITE ALONE, NOT HISPANIC OR LATINO) [15] - Universe: White alone, not Hispanic or Latino population 16 years and over

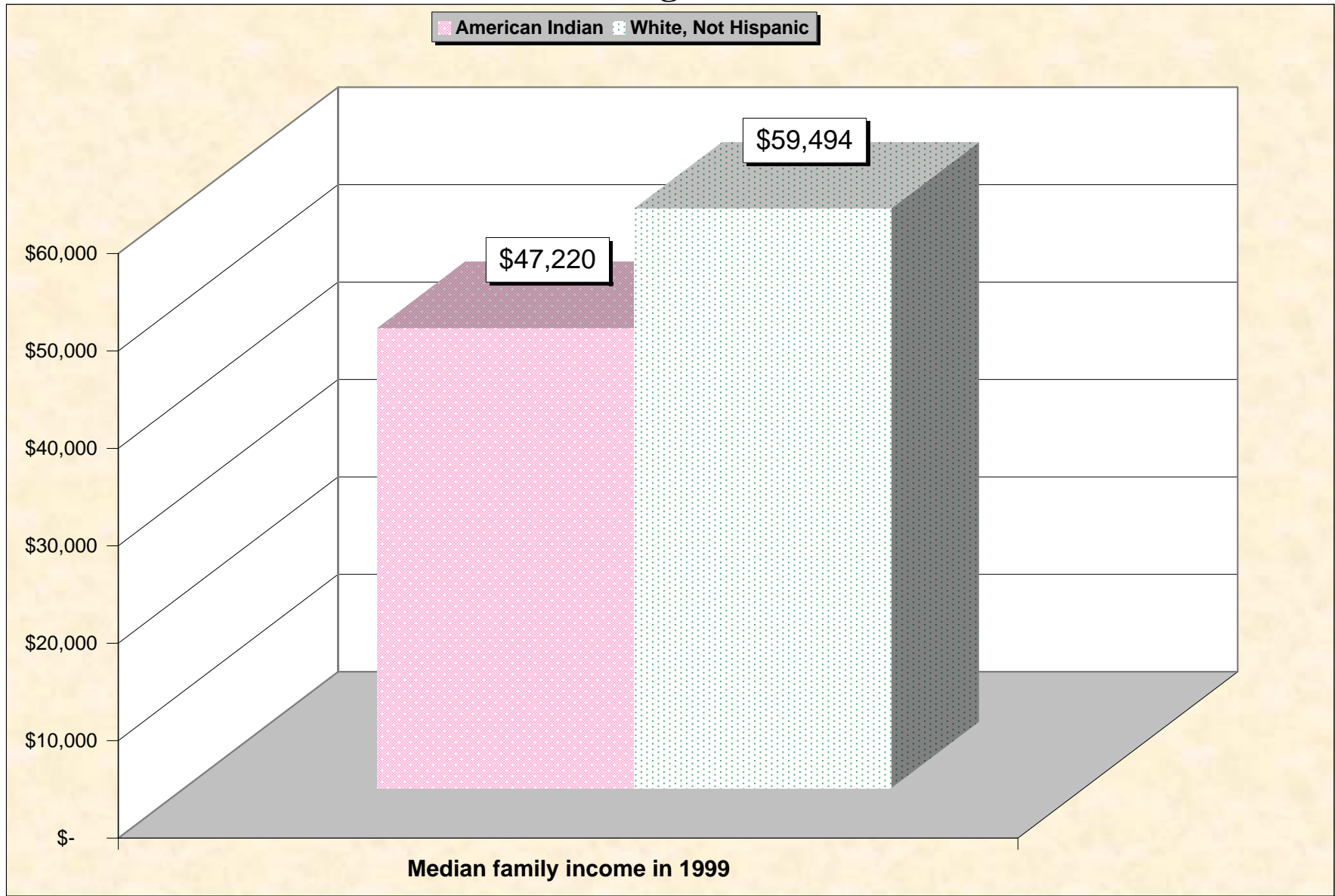
Chart 6 -- Household Income in 1999 Virginia



Source: Data Set: Census 2000 Summary File 3 (SF 3) - Sample Data -- P151C. HOUSEHOLD INCOME IN 1999 (AMERICAN INDIAN AND ALASKA NATIVE ALONE HOUSEHOLDER) [17] - Universe: Households with a householder who is American Indian and Alaska Native alone; P151I. HOUSEHOLD INCOME IN 1999 (WHITE ALONE, NOT HISPANIC OR LATINO HOUSEHOLDER) [17] - Universe: Households with a householder who is White alone, not Hispanic or Latino

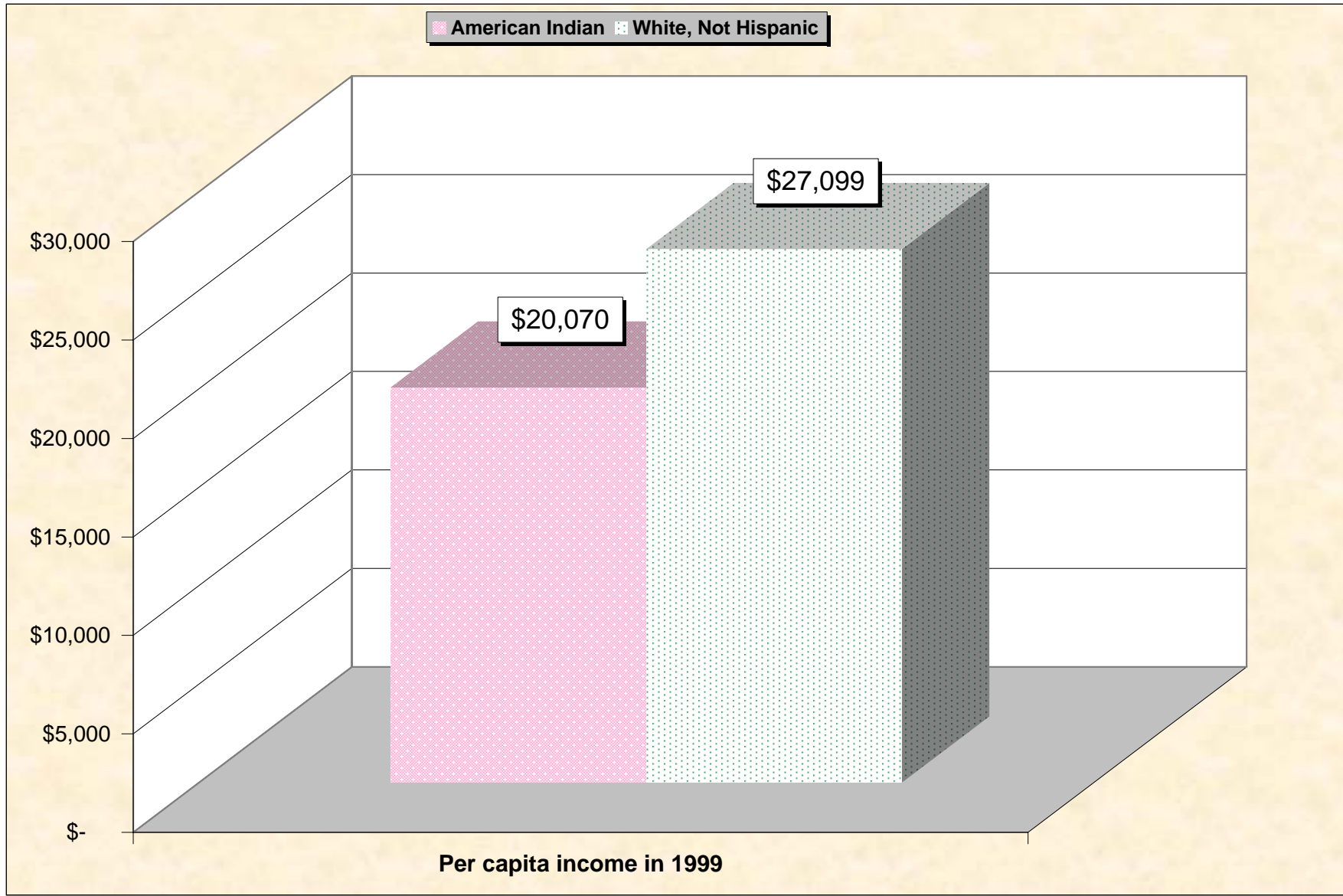
Chart 7 -- Median Family Income In 1999

Virginia



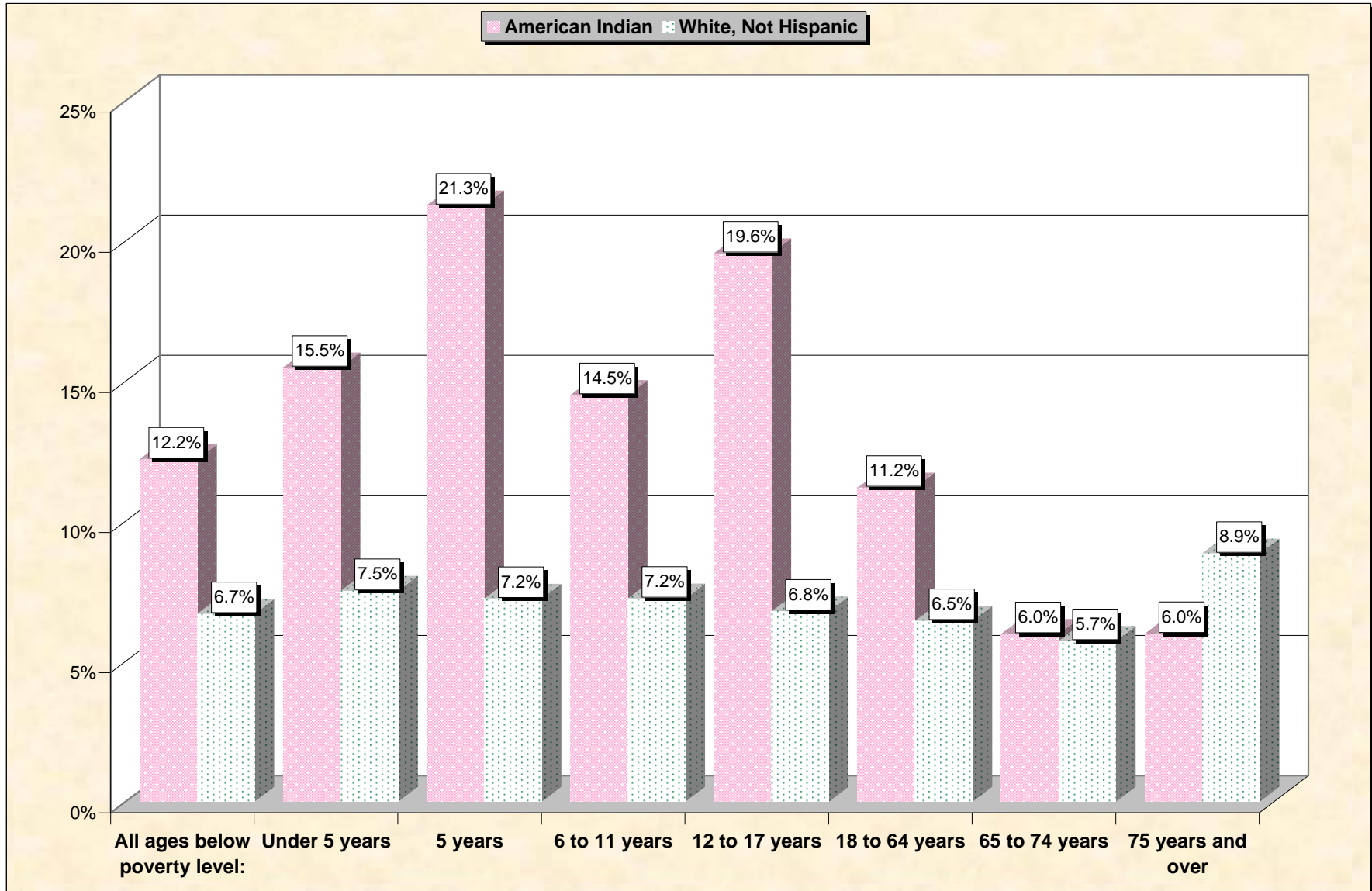
Source: Data Set: Census 2000 Summary File 3 (SF 3) - Sample Data -- P155C. MEDIAN FAMILY INCOME IN 1999 (DOLLARS) (AMERICAN INDIAN AND ALASKA NATIVE ALONE HOUSEHOLDER) [1] - Universe: Families with a householder who is American Indian and Alaska Native alone ; P155I. MEDIAN FAMILY INCOME IN 1999 (DOLLARS) (WHITE ALONE, NOT HISPANIC OR LATINO HOUSEHOLDER) [1] - Universe: Families with a householder who is White alone, not Hispanic or Latino

Chart 8 -- Per Capita Income In 1999 Virginia



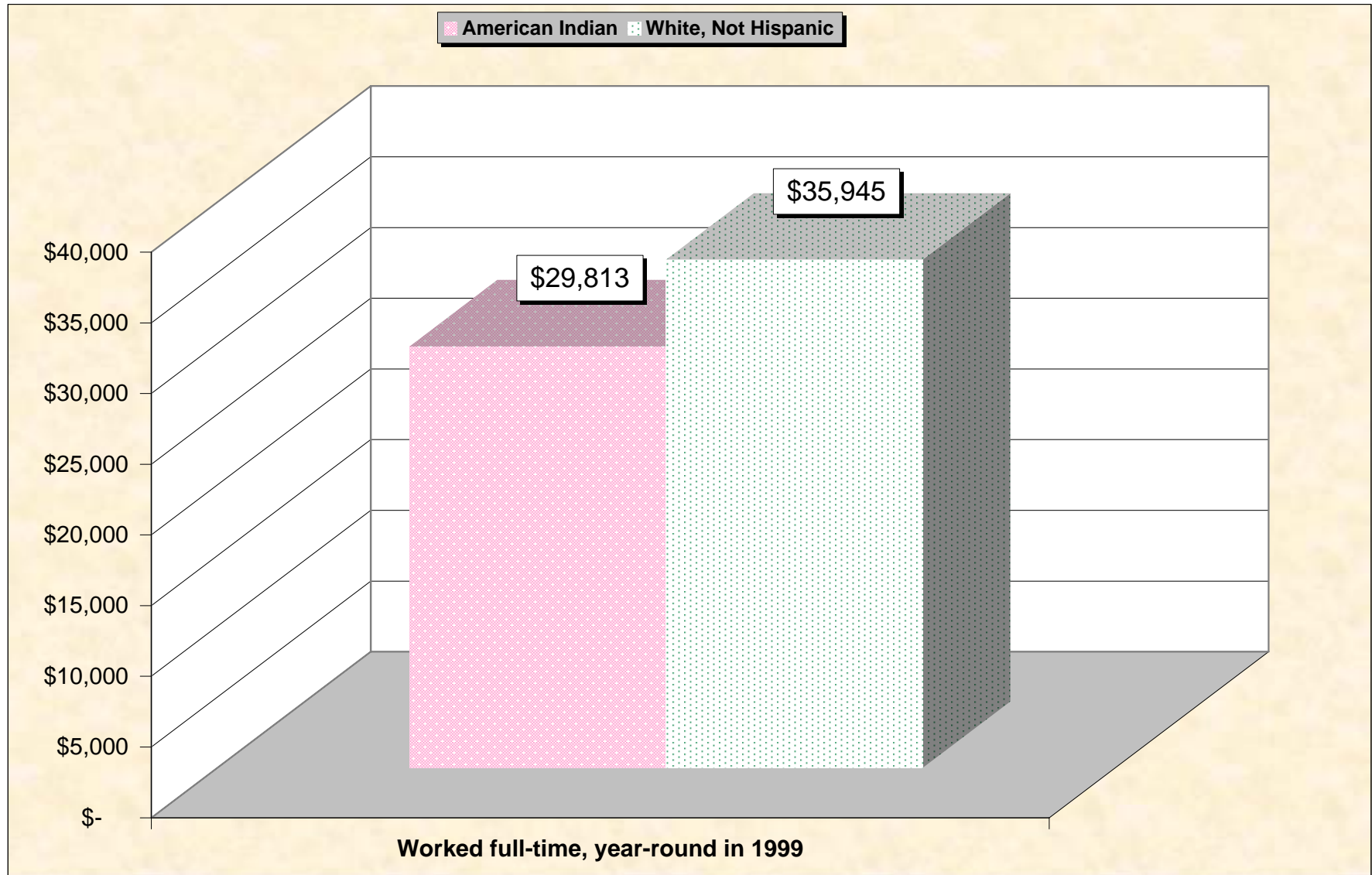
Source: Data Set: Census 2000 Summary File 3 (SF 3) - Sample Data -- P157C. PER CAPITA INCOME IN 1999 (DOLLARS) (AMERICAN INDIAN AND ALASKA NATIVE ALONE) [1] - Universe: American Indian and Alaska Native alone population; P157I. PER CAPITA INCOME IN 1999 (DOLLARS) (WHITE ALONE, NOT HISPANIC OR LATINO) [1] - Universe: White alone, not Hispanic or Latino population

Chart 9 -- Income in 1999 Below Poverty Level by Age Virginia



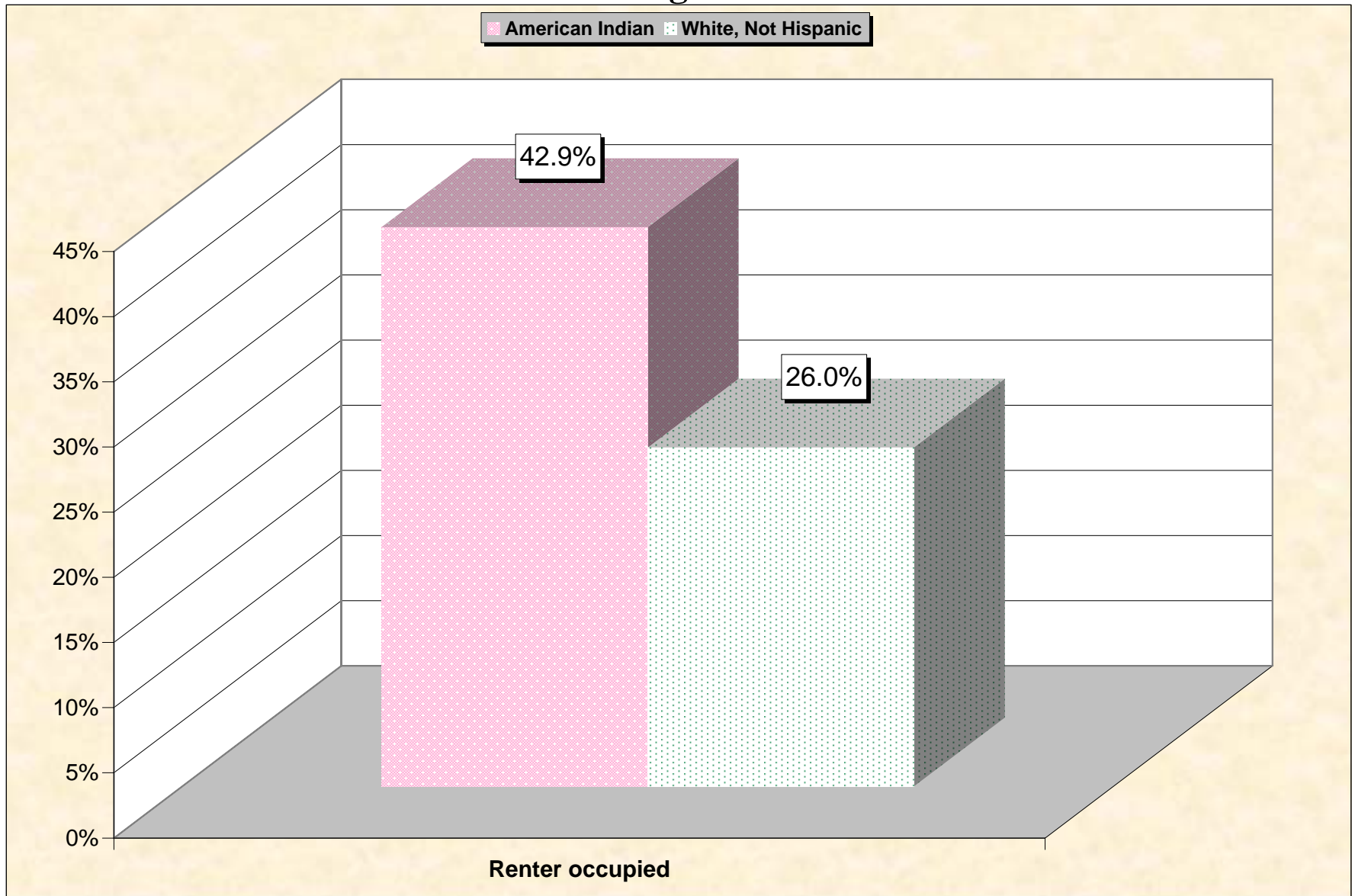
Source: Data Set: Census 2000 Summary File 3 (SF 3) - Sample Data -- P159C. POVERTY STATUS IN 1999 BY AGE (AMERICAN INDIAN AND ALASKA NATIVE ALONE) [17] - Universe: American Indian and Alaska Native alone population for whom poverty status is determined; P159I. POVERTY STATUS IN 1999 BY AGE (WHITE ALONE, NOT HISPANIC OR LATINO) [17] - Universe: White alone, not Hispanic or Latino population for whom poverty status is determined.

Chart 10 -- Median Earnings in 1999 Virginia



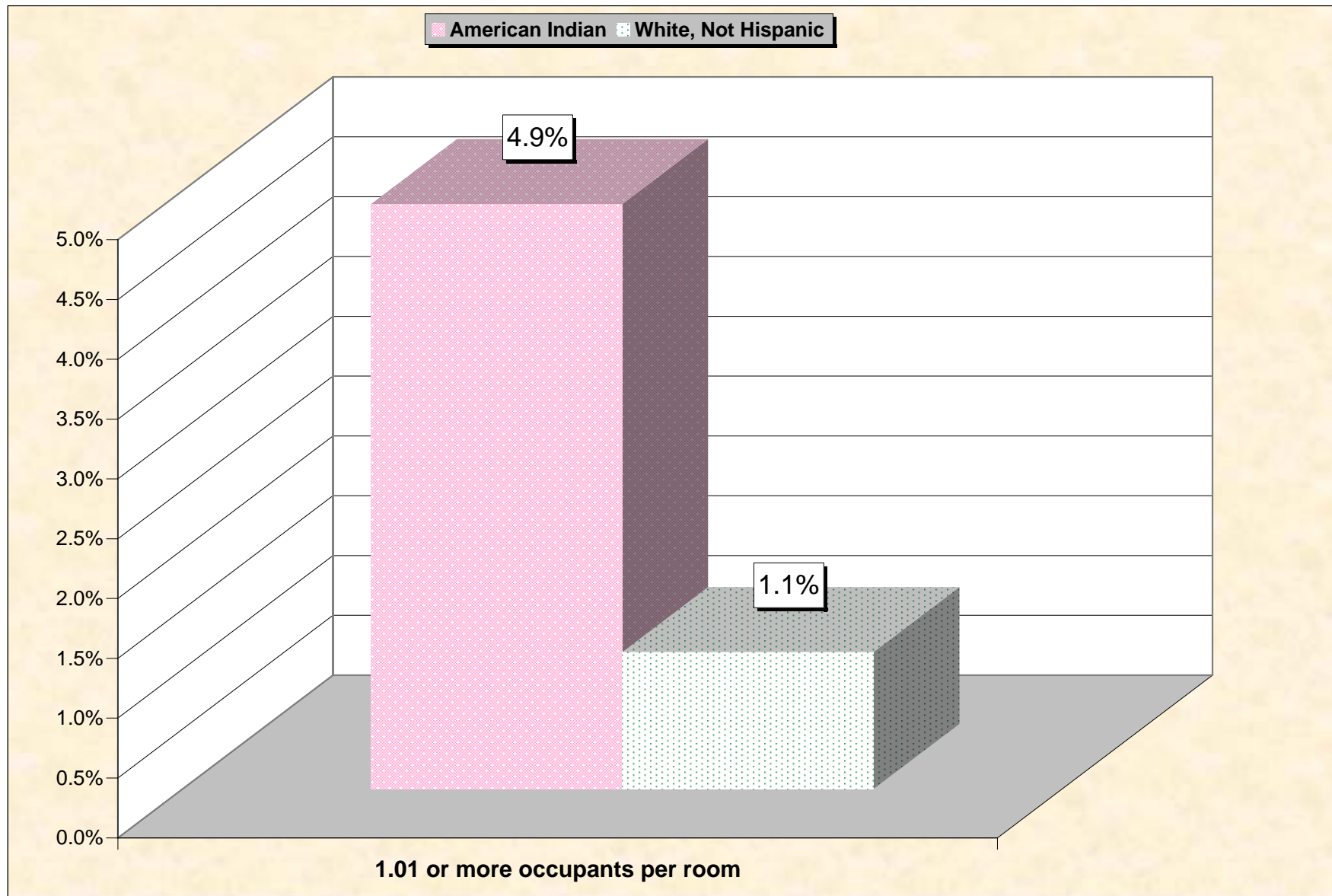
Source: Data Set: Census 2000 Summary File 3 (SF 3) - Sample Data -- PCT74C. MEDIAN EARNINGS IN 1999 (DOLLARS) BY WORK EXPERIENCE IN 1999 BY SEX FOR THE POPULATION 16 YEARS AND OVER WITH EARNINGS (AMERICAN INDIAN AND ALASKA NATIVE ALONE) [6] - Universe: American Indian and Alaska Native alone population 16 years and over with earnings in 1999; PCT74I. MEDIAN EARNINGS IN 1999 (DOLLARS) BY WORK EXPERIENCE IN 1999 BY SEX FOR THE POPULATION 16 YEARS AND OVER WITH EARNINGS (WHITE ALONE, NOT HISPANIC OR LATINO) [6] - Universe: White alone, not Hispanic or Latino population 16 years and over with earnings in 1999

Chart 11 -- Renter-Occupied Housing Virginia



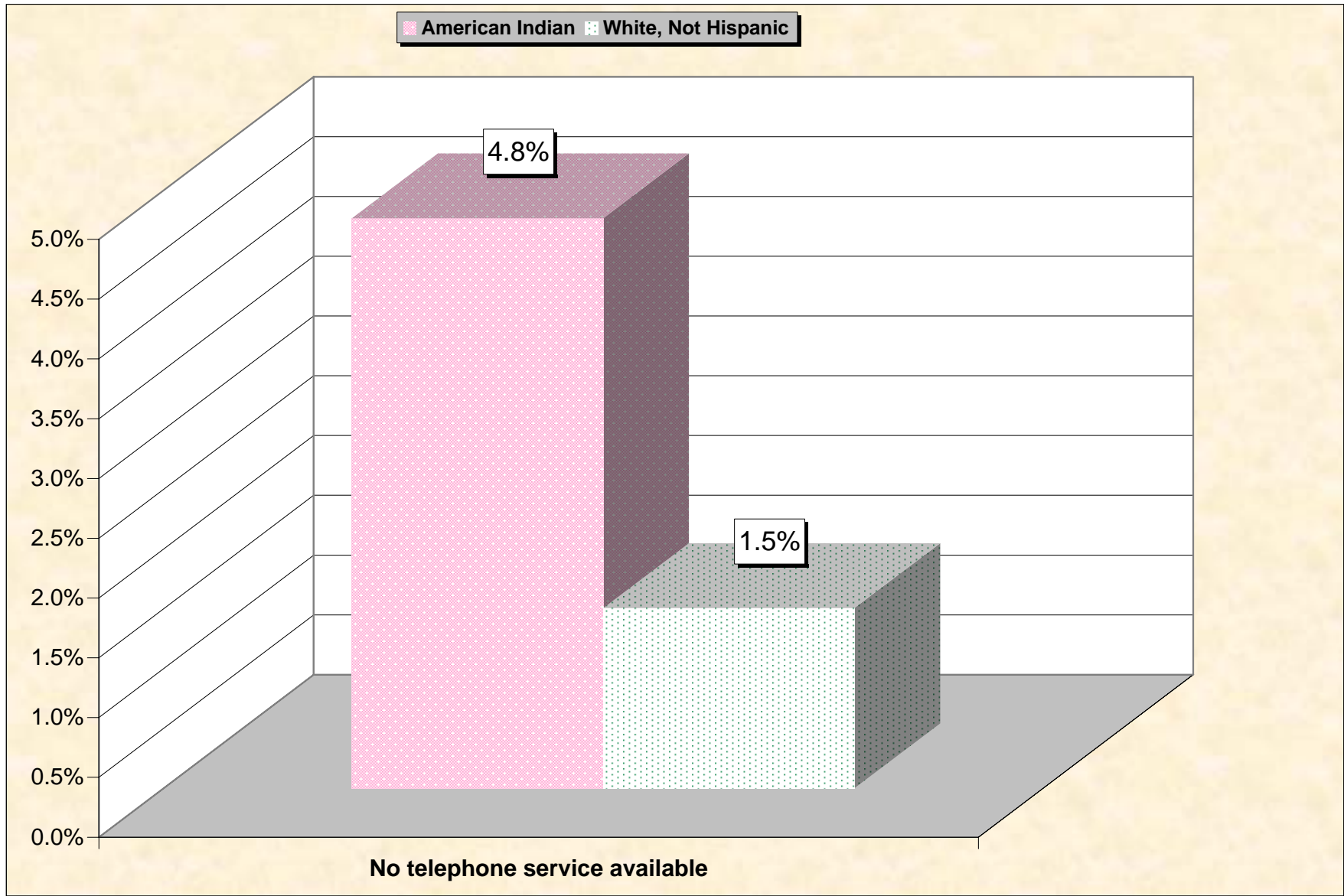
Source: Data Set: Census 2000 Summary File 3 (SF 3) - Sample Data -- H11. TENURE BY RACE OF HOUSEHOLDER [17] - Universe: Occupied housing units; H13. TENURE (WHITE ALONE, NOT HISPANIC OR LATINO HOUSEHOLDER) [3] - Universe: Occupied housing units with a householder who is White alone, not Hispanic or Latino.

Chart 12 -- Occupants Per Room (Crowding) by Household Virginia



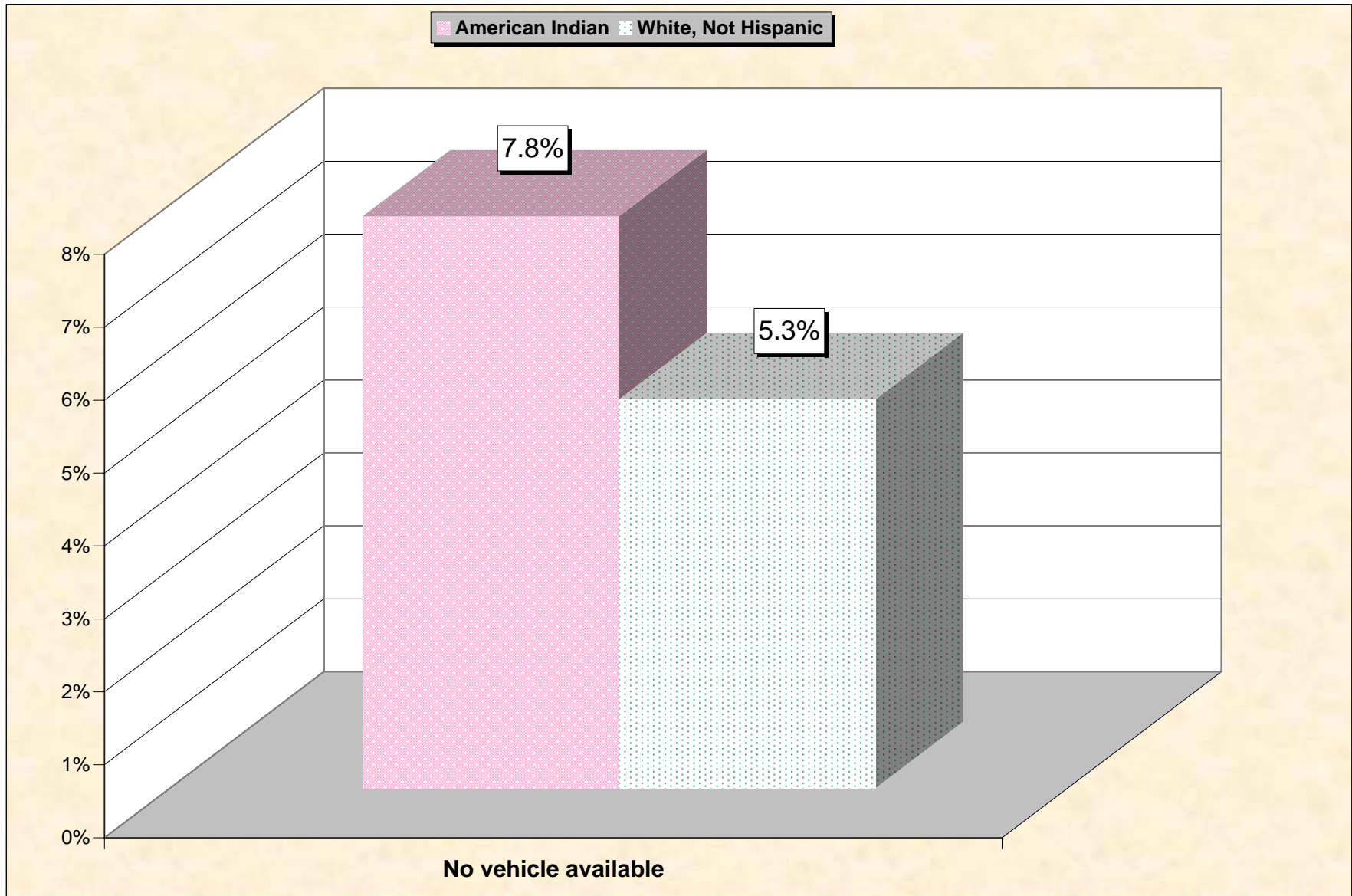
Source: Data Set: Census 2000 Summary File 3 (SF 3) - Sample Data -- HCT29C. OCCUPANTS PER ROOM (AMERICAN INDIAN AND ALASKA NATIVE ALONE HOUSEHOLDER) [3] - Universe: Occupied housing units with a householder who is American Indian and Alaska Native alone; HCT29I. OCCUPANTS PER ROOM (WHITE ALONE, NOT HISPANIC OR LATINO HOUSEHOLDER) [3] - Universe: Occupied housing units with a householder who is White alone, not Hispanic or Latino

Chart 13 -- Lack of Telephone Service by Household Virginia



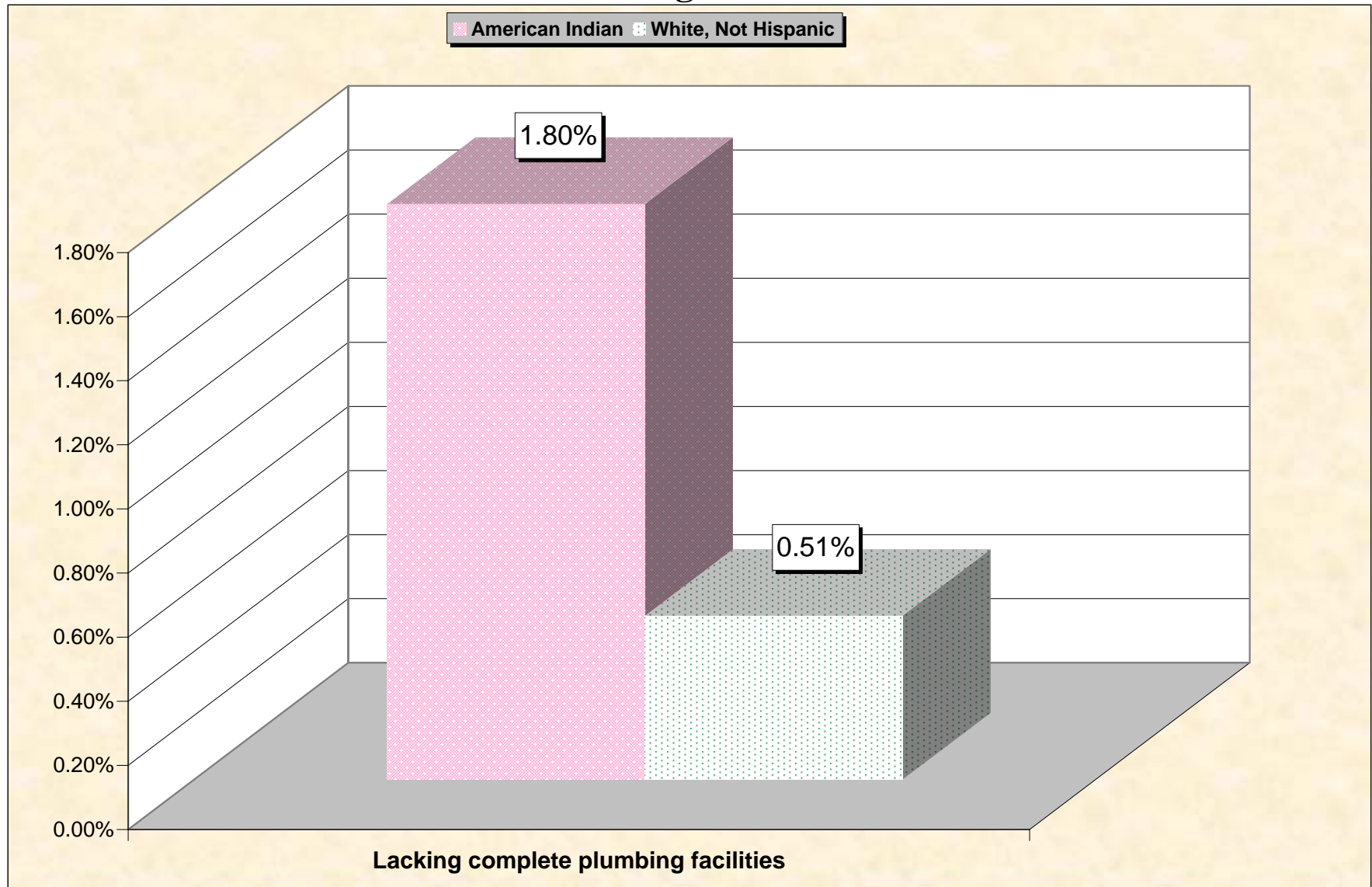
Source: Data Set: Census 2000 Summary File 3 (SF 3) - Sample Data -- HCT32C. TELEPHONE SERVICE AVAILABLE (AMERICAN INDIAN AND ALASKA NATIVE ALONE HOUSEHOLDER) [3] - Universe: Occupied housing units with a householder who is American Indian and Alaska Native alone; HCT32I. TELEPHONE SERVICE AVAILABLE (WHITE ALONE, NOT HISPANIC OR LATINO HOUSEHOLDER) [3] - Universe: Occupied housing units with a householder who is White alone, not Hispanic or Latino

Chart 14 -- Lack of Vehicle By Household Virginia



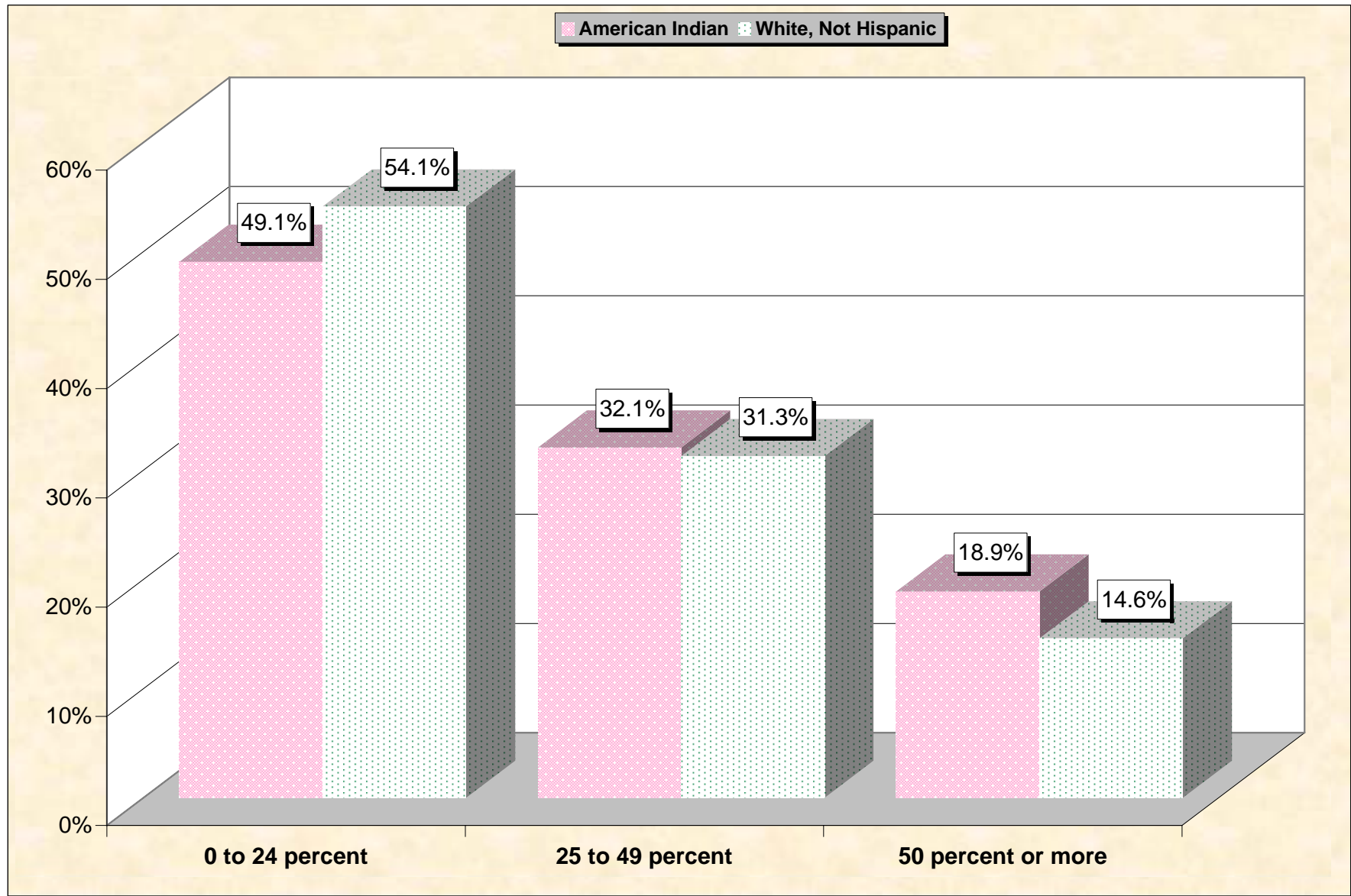
Source: Data Set: Census 2000 Summary File 3 (SF 3) - Sample Data -- HCT33C. VEHICLES AVAILABLE (AMERICAN INDIAN AND ALASKA NATIVE ALONE HOUSEHOLDER) [3] - Universe: Occupied housing units with a householder who is American Indian and Alaska Native alone;; HCT33I. VEHICLES AVAILABLE (WHITE ALONE, NOT HISPANIC OR LATINO HOUSEHOLDER) [3] - Universe: Occupied housing units with a householder who is White alone, not Hispanic or Latino

Chart 15 -- Lack of Plumbing By Household Virginia



Source: Data Set: Census 2000 Summary File 3 (SF 3) - Sample Data -- HCT34C. PLUMBING FACILITIES (AMERICAN INDIAN AND ALASKA NATIVE ALONE HOUSEHOLDER) [3] - Universe: Occupied housing units with a householder who is American Indian and Alaska Native alone; HCT34I. PLUMBING FACILITIES (WHITE ALONE, NOT HISPANIC OR LATINO HOUSEHOLDER) [3] - Universe: Occupied housing units with a householder who is White alone, not Hispanic or Latino.

Chart 16 -- Gross Rent as a Percentage of Household Income in 1999 Virginia



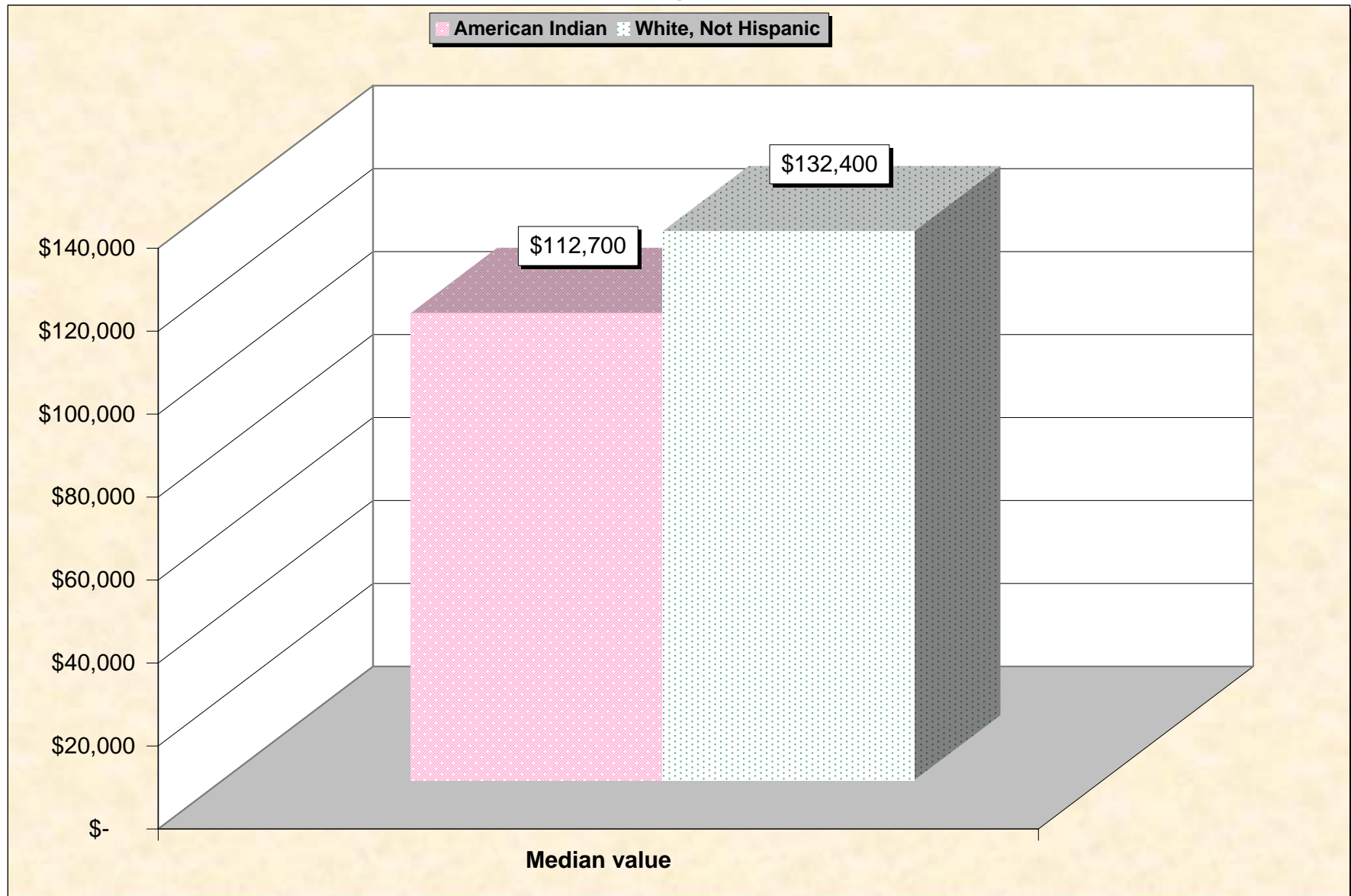
Source: Data Set: Census 2000 Summary File 3 (SF 3) - Sample Data -- HCT39C. GROSS RENT AS A PERCENTAGE OF HOUSEHOLD INCOME IN 1999 (AMERICAN INDIAN AND ALASKA NATIVE ALONE HOUSEHOLDER) [11] - Universe: Specified renter-occupied housing units with a householder who is American Indian and Alaska Native alone; HCT39I. GROSS RENT AS A PERCENTAGE OF HOUSEHOLD INCOME IN 1999 (WHITE ALONE, NOT HISPANIC OR LATINO HOUSEHOLDER) [11] - Universe: Specified renter-occupied housing units with a householder who is White alone, not Hispanic or Latino.

Chart 17 -- Median Gross Rent By Household Virginia



Source: Data Set: Census 2000 Summary File 3 (SF 3) - Sample Data -- HCT37C. MEDIAN GROSS RENT (DOLLARS) (AMERICAN INDIAN AND ALASKA NATIVE ALONE HOUSEHOLDER) [1] - Universe: Specified renter-occupied housing units paying cash rent with a householder who is American Indian and Alaska Native alone; HCT371. MEDIAN GROSS RENT (DOLLARS) (WHITE ALONE, NOT HISPANIC OR LATINO HOUSEHOLDER) [1] - Universe: Specified renter-occupied housing units paying cash rent with a householder who is White alone, not Hispanic or Latino

Chart 18 -- Median Home Value By Household Virginia



Source: Data Set: Census 2000 Summary File 3 (SF 3) - Sample Data -- HCT42C. MEDIAN VALUE (DOLLARS) (AMERICAN INDIAN AND ALASKA NATIVE ALONE HOUSEHOLDER) [1] - Universe: Specified owner-occupied housing units with a householder who is American Indian and Alaska Native alone; HCT42I. MEDIAN VALUE (DOLLARS) (WHITE ALONE, NOT HISPANIC OR LATINO HOUSEHOLDER) [1] - Universe: Specified owner-occupied housing units with a householder who is White alone, not Hispanic or Latino

HOUSEHOLDS BY AGE OF HOUSEHOLDER BY HOUSEHOLD TYPE (INCLUDING LIVING ALONE) BY PRESENCE OF OWN CHILDREN UNDER 18 YEARS

Source data for Chart 1

	American Indian Virginia	White, Not Hispanic Virginia
Total:	8,274	2,004,156
Householder 15 to 64 years:	7,548	1,593,454
Family households:	5,354	1,137,803
Married-couple family:	3,912	957,975
With own children under 18 years	2,192	495,952
No own children under 18 years	1,720	462,023
Other family:	1,442	179,828
Male householder, no wife present:	331	52,736
With own children under 18 years	237	30945
No own children under 18 years	94	21791
Female householder, no husband present:	1,111	127,092
With own children under 18 years	727	84,526
No own children under 18 years	384	42,566
Nonfamily households:	2,194	455,651
Householder living alone	1,457	337,611
Householder not living alone	737	118040
Householder 65 years and over:	726	410,702
Family households:	483	225,724
Married-couple family:	386	190070
With own children under 18 years	13	1507
No own children under 18 years	373	188563
Other family:	97	35654
Male householder, no wife present:	13	7288
With own children under 18 years	0	193
No own children under 18 years	13	7095
Female householder, no husband present:	84	28366
With own children under 18 years	0	70
No own children under 18 years	84	28296
Nonfamily households:	243	184978
Householder living alone	220	179050
Householder not living alone	23	5928

Source: Data Set: Census 2000 Summary File 3 (SF 3) - Sample Data - P146C. HOUSEHOLDS BY AGE OF HOUSEHOLDER BY HOUSEHOLD TYPE (INCLUDING LIVING ALONE) BY PRESENCE OF OWN CHILDREN UNDER 18 YEARS (AMERICAN INDIAN AND ALASKA NATIVE ALONE HOUSEHOLDER) [31] - Universe: Households with a householder who is American Indian and Alaska Native alone; P146I. HOUSEHOLDS BY AGE OF HOUSEHOLDER BY HOUSEHOLD TYPE (INCLUDING LIVING ALONE) BY PRESENCE OF OWN CHILDREN UNDER 18 YEARS (WHITE ALONE, NOT HISPANIC OR LATINO HOUSEHOLDER) [31] - Universe: Households with a householder who is White alone, not Hispanic or Latino.

SCHOOL ENROLLMENT BY LEVEL OF SCHOOL BY TYPE OF SCHOOL FOR THE POPULATION 3 YEARS AND OVER

Source data for Chart 2

	American Indian Virginia	White, Not Hispanic Virginia
Total:	21,651	4,790,338
Enrolled in nursery school, preschool:	355	83,127
Public school	223	28,345
Private school	132	54,782
Enrolled in kindergarten:	384	63,556
Public school	372	51,843
Private school	12	11,713
Enrolled in grade 1 to grade 8:	2,262	515,536
Public school	2,040	453,100
Private school	222	62,436
Enrolled in grade 9 to grade 12:	1,284	245,249
Public school	1,186	221,187
Private school	98	24,062
Enrolled in college:	1,699	299,803
Public school	1,184	231,747
Private school	515	68,056
Not enrolled in school	15,667	3,583,067

Source: Data Set: Census 2000 Summary File 3 (SF 3) - Sample Data - P146C. HOUSEHOLDS BY AGE OF HOUSEHOLDER BY HOUSEHOLD TYPE (INCLUDING LIVING ALONE) BY PRESENCE OF OWN CHILDREN UNDER 18 YEARS (AMERICAN INDIAN AND ALASKA NATIVE ALONE HOUSEHOLDER) [31] - Universe: Households with a householder who is American Indian and Alaska Native alone; P146I. HOUSEHOLDS BY AGE OF HOUSEHOLDER BY HOUSEHOLD TYPE (INCLUDING LIVING ALONE) BY PRESENCE OF OWN CHILDREN UNDER 18 YEARS (WHITE ALONE, NOT HISPANIC OR LATINO HOUSEHOLDER) [31] - Universe: Households with a householder who is White alone, not Hispanic or Latino.

SEX BY EDUCATIONAL ATTAINMENT FOR THE POPULATION 25 YEARS AND OVER

Source data for Chart 3

	American Indian Virginia	White, Not Hispanic Virginia
Total:	14,682	3,418,030
Male:	7,365	1,645,543
Less than 9th grade	634	103,399
9th to 12th grade, no diploma	992	158,122
High school graduate (includes equivalency)	1,734	401,615
Some college, no degree	2,036	317,679
Associate degree	495	85,606
Bachelor's degree	885	325,814
Graduate or professional degree	589	253,308
Female:	7,317	1,772,487
Less than 9th grade	515	97,025
9th to 12th grade, no diploma	1,016	166,312
High school graduate (includes equivalency)	1,522	484,663
Some college, no degree	2,251	383,189
Associate degree	606	112,819
Bachelor's degree	872	342,030
Graduate or professional degree	535	186,449

Source: Data Set: Census 2000 Summary File 3 (SF 3) - Sample Data -- P148C. SEX BY EDUCATIONAL ATTAINMENT FOR THE POPULATION 25 YEARS AND OVER (AMERICAN INDIAN AND ALASKA NATIVE ALONE) [17] - Universe: American Indian and Alaska Native alone population 25 years and over; P148I. SEX BY EDUCATIONAL ATTAINMENT FOR THE POPULATION 25 YEARS AND OVER (WHITE ALONE, NOT HISPANIC OR LATINO) [17] - Universe: White alone, not Hispanic or Latino population 25 years and over.

SEX BY EMPLOYMENT STATUS FOR THE POPULATION 16 YEARS AND OVER

Source data for Charts 4 and 5

	American Indian Virginia	White, Not Hispanic Virginia
Total:	17,950	3,973,735
Male:	9,109	1,931,375
In labor force:	7,045	1,450,424
In Armed Forces	742	74,018
Civilian:	6,303	1,376,406
Employed	5,975	1,333,731
Unemployed	328	42,675
Not in labor force	2,064	480,951
Female:	8,841	2,042,360
In labor force:	5,732	1,223,004
In Armed Forces	172	10,186
Civilian:	5,560	1,212,818
Employed	5,145	1,173,298
Unemployed	415	39,520
Not in labor force	3,109	819,356

Source: Data Set: Census 2000 Summary File 3 (SF 3) - Sample Data -- P150C. SEX BY EMPLOYMENT STATUS FOR THE POPULATION 16 YEARS AND OVER (AMERICAN INDIAN AND ALASKA NATIVE ALONE) [15] - Universe: American Indian and Alaska Native alone population 16 years and over; P150I. SEX BY EMPLOYMENT STATUS FOR THE POPULATION 16 YEARS AND OVER (WHITE ALONE, NOT HISPANIC OR LATINO) [15] - Universe: White alone, not Hispanic or Latino population 16 years and over

HOUSEHOLD INCOME IN 1999

Source data for Chart 6

	American Indian Virginia	White, Not Hispanic Virginia
Total:	8,274	2,004,156
Less than \$10,000	781	124,345
\$10,000 to \$14,999	387	95,182
\$15,000 to \$19,999	463	99,153
\$20,000 to \$24,999	513	109,723
\$25,000 to \$29,999	724	114,946
\$30,000 to \$34,999	555	117,277
\$35,000 to \$39,999	440	115,623
\$40,000 to \$44,999	484	111,777
\$45,000 to \$49,999	496	100,460
\$50,000 to \$59,999	831	189,577
\$60,000 to \$74,999	745	233,500
\$75,000 to \$99,999	845	245,543
\$100,000 to \$124,999	493	138,314
\$125,000 to \$149,999	196	75,137
\$150,000 to \$199,999	199	69,493
\$200,000 or more	122	64,106

Source: Data Set: Census 2000 Summary File 3 (SF 3) - Sample Data -- P151C. HOUSEHOLD INCOME IN 1999 (AMERICAN INDIAN AND ALASKA NATIVE ALONE HOUSEHOLDER) [17] - Universe: Households with a householder who is American Indian and Alaska Native alone; P151I. HOUSEHOLD INCOME IN 1999 (WHITE ALONE, NOT HISPANIC OR LATINO HOUSEHOLDER) [17] - Universe: Households with a householder who is White alone, not Hispanic or Latino

MEDIAN FAMILY INCOME IN 1999

Source data for Chart 7

	American Indian Virginia	White, Not Hispanic Virginia
Median family income in 1999	\$ 47,220	\$ 59,494

Source: Data Set: Census 2000 Summary File 3 (SF 3) - Sample Data -- P155C. MEDIAN FAMILY INCOME IN 1999 (DOLLARS) (AMERICAN INDIAN AND ALASKA NATIVE ALONE HOUSEHOLDER) [1] - Universe: Families with a householder who is American Indian and Alaska Native alone ; P155I. MEDIAN FAMILY INCOME IN 1999 (DOLLARS) (WHITE ALONE, NOT HISPANIC OR LATINO HOUSEHOLDER) [1] - Universe: Families with a householder who is White alone, not Hispanic or Latino

PER CAPITA INCOME IN 1999

Source data for Chart 8

	American Indian Virginia	White, Not Hispanic Virginia
Per capita income in 1999	\$ 20,070	\$ 27,099

Source: Data Set: Census 2000 Summary File 3 (SF 3) - Sample Data -- P157C. PER CAPITA INCOME IN 1999 (DOLLARS) (AMERICAN INDIAN AND ALASKA NATIVE ALONE) [1] - Universe: American Indian and Alaska Native alone population; P157I. PER CAPITA INCOME IN 1999 (DOLLARS) (WHITE ALONE, NOT HISPANIC OR LATINO) [1] - Universe: White alone, not Hispanic or Latino population

POVERTY STATUS IN 1999 BY AGE

Source data for Chart 9

	American Indian Virginia	White, Not Hispanic Virginia
Total:	21,418	4,826,931
Income in 1999 below poverty level:	2,617	323,226
Under 5 years	196	21,504
5 years	60	4,389
6 to 11 years	253	27,477
12 to 17 years	327	25,301
18 to 64 years	1,708	201,279
65 to 74 years	43	19,658
75 years and over	30	23,618
Income in 1999 at or above poverty level:	18,801	4,503,705
Under 5 years	1,069	264,211
5 years	222	56,189
6 to 11 years	1,491	351,689
12 to 17 years	1,344	347,143
18 to 64 years	13,528	2,918,554
65 to 74 years	676	322,845
75 years and over	471	243,074

Source: Data Set: Census 2000 Summary File 3 (SF 3) - Sample Data -- P159C. POVERTY STATUS IN 1999 BY AGE (AMERICAN INDIAN AND ALASKA NATIVE ALONE) [17] - Universe: American Indian and Alaska Native alone population for whom poverty status is determined;P159I. POVERTY STATUS IN 1999 BY AGE (WHITE ALONE, NOT HISPANIC OR LATINO) [17] - Universe: White alone, not Hispanic or Latino population for whom poverty status is determined.

MEDIAN EARNINGS IN 1999

Source data for Chart 10

	American Indian Virginia	White, Not Hispanic Virginia
Median earnings in 1999 --		
Worked full-time, year-round in 1999 --		
Total	\$ 29,813	\$ 35,945
Male	\$ 32,204	\$ 40,793
Female	\$ 26,048	\$ 29,946
Other --		
Total	\$ 10,120	\$ 10,217
Male	\$ 11,427	\$ 11,364
Female	\$ 8,523	\$ 9,485

Source: Data Set: Census 2000 Summary File 3 (SF 3) - Sample Data -- PCT74C. MEDIAN EARNINGS IN 1999 (DOLLARS) BY WORK EXPERIENCE IN 1999 BY SEX FOR THE POPULATION 16 YEARS AND OVER WITH EARNINGS (AMERICAN INDIAN AND ALASKA NATIVE ALONE) [6] - Universe: American Indian and Alaska Native alone population 16 years and over with earnings in 1999; PCT74I. MEDIAN EARNINGS IN 1999 (DOLLARS) BY WORK EXPERIENCE IN 1999 BY SEX FOR THE POPULATION 16 YEARS AND OVER WITH EARNINGS (WHITE ALONE, NOT HISPANIC OR LATINO) [6] - Universe: White alone, not Hispanic or Latino population 16 years and over with earnings in 1999

TENURE BY RACE OF HOUSEHOLDER

Source data for Chart 11

	Virginia
Total:	2,699,173
Owner occupied:	1,837,958
Householder who is White alone	1,504,263
Householder who is Black or African American alone	252,367
Householder who is American Indian and Alaska Native alone	4,705
Householder who is Asian alone	44,185
Householder who is Native Hawaiian and Other Pacific Islander alone	468
Householder who is Some other race alone	12,663
Householder who is Two or more races	19,307
Renter occupied:	861,215
Householder who is White alone	542,039
Householder who is Black or African American alone	240,004
Householder who is American Indian and Alaska Native alone	3,537
Householder who is Asian alone	33,580
Householder who is Native Hawaiian and Other Pacific Islander alone	527
Householder who is Some other race alone	20,332
Householder who is Two or more races	21,196

White alone, not Hispanic

White, Not Hispanic

		Virginia
Total:		2,006,000
Owner occupied		1,484,322
Renter occupied		521,678

Source: Data Set: Census 2000 Summary File 3 (SF 3) - Sample Data -- H11. TENURE BY RACE OF HOUSEHOLDER [17] - Universe: Occupied housing units; H13. TENURE (WHITE ALONE, NOT HISPANIC OR LATINO HOUSEHOLDER) [3] - Universe: Occupied housing units with a householder who is White alone, not Hispanic or Latino.

OCCUPANTS PER ROOM

Source data for Chart 12

	American Indian Virginia	White, Not Hispanic Virginia
Total:	8,242	2,006,000
1.00 or less occupants per room	7,839	1,983,025
1.01 or more occupants per room	403	22,975

Source: Data Set: Census 2000 Summary File 3 (SF 3) - Sample Data -- HCT29C. OCCUPANTS PER ROOM (AMERICAN INDIAN AND ALASKA NATIVE ALONE HOUSEHOLDER) [3] - Universe: Occupied housing units with a householder who is American Indian and Alaska Native alone; HCT29I. OCCUPANTS PER ROOM (WHITE ALONE, NOT HISPANIC OR LATINO HOUSEHOLDER) [3] - Universe: Occupied housing units with a householder who is White alone, not Hispanic or Latino

TELEPHONE SERVICE AVAILABLE

Source data for Chart 13

	American Indian Virginia	White, Not Hispanic Virginia
Total:	8,242	2,006,000
With telephone service available	7,849	1,975,761
No telephone service available	393	30,239

Source: Data Set: Census 2000 Summary File 3 (SF 3) - Sample Data -- HCT32C. TELEPHONE SERVICE AVAILABLE (AMERICAN INDIAN AND ALASKA NATIVE ALONE HOUSEHOLDER) [3] - Universe: Occupied housing units with a householder who is American Indian and Alaska Native alone; HCT32I. TELEPHONE SERVICE AVAILABLE (WHITE ALONE, NOT HISPANIC OR LATINO HOUSEHOLDER) [3] - Universe: Occupied housing units with a householder who is White alone, not Hispanic or Latino

VEHICLES AVAILABLE

Source data for Chart 14

	American Indian Virginia	White, Not Hispanic Virginia
Total:	8,242	2,006,000
No vehicle available	646	106,925
1 or more vehicles available	7,596	1,899,075

Source: Data Set: Census 2000 Summary File 3 (SF 3) - Sample Data -- HCT33C. VEHICLES AVAILABLE (AMERICAN INDIAN AND ALASKA NATIVE ALONE HOUSEHOLDER) [3] - Universe: Occupied housing units with a householder who is American Indian and Alaska Native alone;; HCT33I. VEHICLES AVAILABLE (WHITE ALONE, NOT HISPANIC OR LATINO HOUSEHOLDER) [3] - Universe: Occupied housing units with a householder who is White alone, not Hispanic or Latino

PLUMBING FACILITIES

Source data for Chart 15

	American Indian Virginia	White, Not Hispanic Virginia
Total:	8,242	2,006,000
Complete plumbing facilities	8,094	1,975,761
Lacking complete plumbing facilities	148	30,239

Source: Data Set: Census 2000 Summary File 3 (SF 3) - Sample Data -- HCT34C. PLUMBING FACILITIES (AMERICAN INDIAN AND ALASKA NATIVE ALONE HOUSEHOLDER) [3] - Universe: Occupied housing units with a householder who is American Indian and Alaska Native alone; HCT34I. PLUMBING FACILITIES (WHITE ALONE, NOT HISPANIC OR LATINO HOUSEHOLDER) [3] - Universe: Occupied housing units with a householder who is White alone, not Hispanic or Latino.

GROSS RENT AS A PERCENTAGE OF HOUSEHOLD INCOME IN 1999

Source data for Chart 16

	American Indian Virginia	White, Not Hispanic Virginia
Total:	3,473	506,891
Less than 10 percent	167	30,589
10 to 14 percent	468	66,336
15 to 19 percent	467	82,721
20 to 24 percent	470	72,552
25 to 29 percent	425	54,269
30 to 34 percent	241	36,945
35 to 39 percent	179	24,554
40 to 49 percent	182	29,937
50 percent or more	605	68,017
Not computed	269	40,971

Source: Data Set: Census 2000 Summary File 3 (SF 3) - Sample Data -- HCT39C. GROSS RENT AS A PERCENTAGE OF HOUSEHOLD INCOME IN 1999 (AMERICAN INDIAN AND ALASKA NATIVE ALONE HOUSEHOLDER) [11] - Universe: Specified renter-occupied housing units with a householder who is American Indian and Alaska Native alone; HCT39I. GROSS RENT AS A PERCENTAGE OF HOUSEHOLD INCOME IN 1999 (WHITE ALONE, NOT HISPANIC OR LATINO HOUSEHOLDER) [11] - Universe: Specified renter-occupied housing units with a householder who is White alone, not Hispanic or Latino.

MEDIAN GROSS RENT

Source data for Chart 17

	American Indian	White, Not Hispanic
	Virginia	Virginia
Median gross rent	\$ 653	\$ 676

Source: Data Set: Census 2000 Summary File 3 (SF 3) - Sample Data -- HCT37C. MEDIAN GROSS RENT (DOLLARS) (AMERICAN INDIAN AND ALASKA NATIVE ALONE HOUSEHOLDER) [1] - Universe: Specified renter-occupied housing units paying cash rent with a householder who is American Indian and Alaska Native alone; HCT37I. MEDIAN GROSS RENT (DOLLARS) (WHITE ALONE, NOT HISPANIC OR LATINO HOUSEHOLDER) [1] - Universe: Specified renter-occupied housing units paying cash rent with a householder who is White alone, not Hispanic or Latino

MEDIAN HOME VALUE

Source data for Chart 18

	American Indian	White, Not Hispanic
	Virginia	Virginia
Median value	\$ 112,700	\$ 132,400

Source: Data Set: Census 2000 Summary File 3 (SF 3) - Sample Data -- HCT42C. MEDIAN VALUE (DOLLARS) (AMERICAN INDIAN AND ALASKA NATIVE ALONE HOUSEHOLDER) [1] - Universe: Specified owner-occupied housing units with a householder who is American Indian and Alaska Native alone; HCT42I. MEDIAN VALUE (DOLLARS) (WHITE ALONE, NOT HISPANIC OR LATINO HOUSEHOLDER) [1] - Universe: Specified owner-occupied housing units with a householder who is White alone, not Hispanic or Latino