

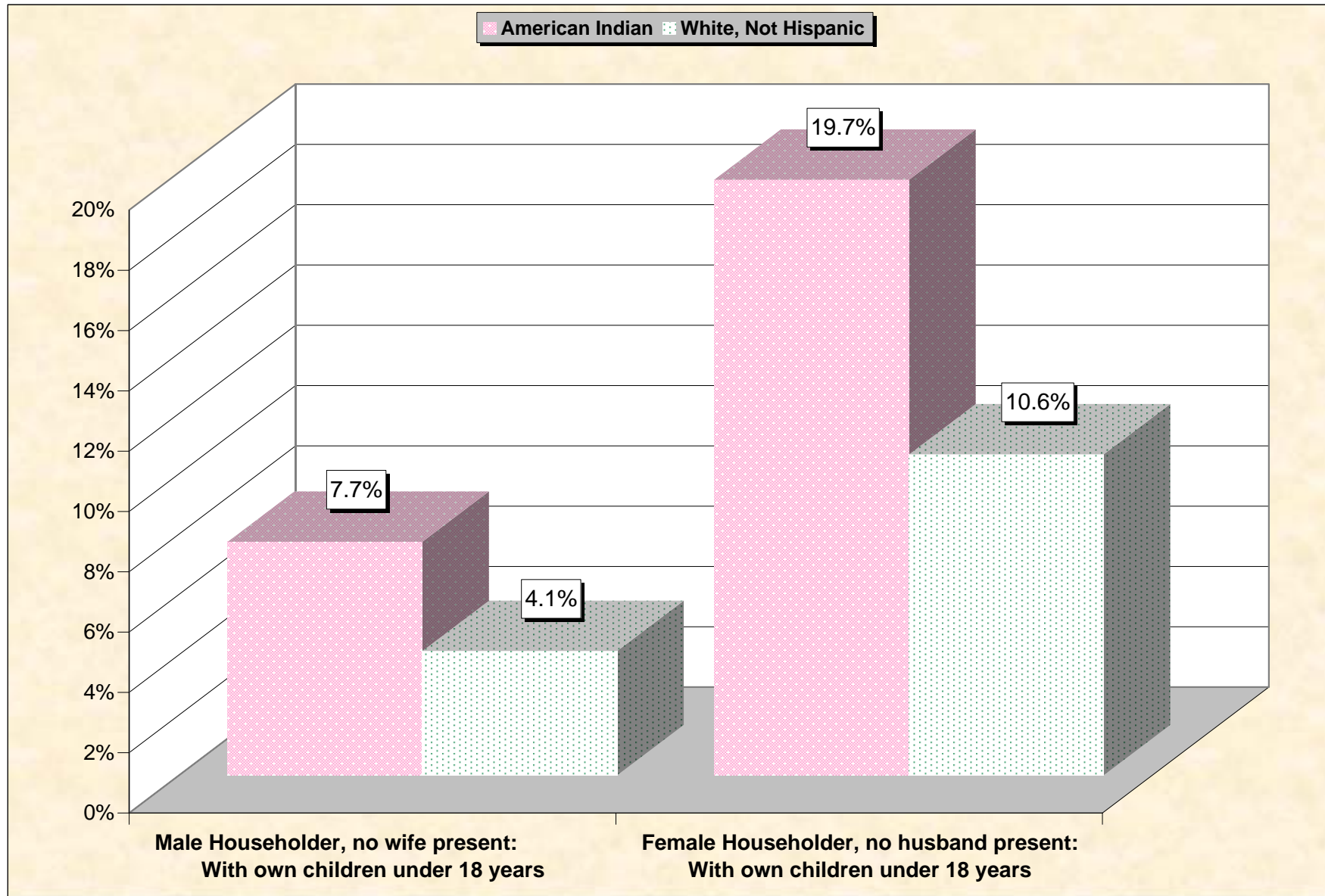
Selected Socio-Economic Data

Vermont

American Indian/Alaska Native and White, Not Hispanic

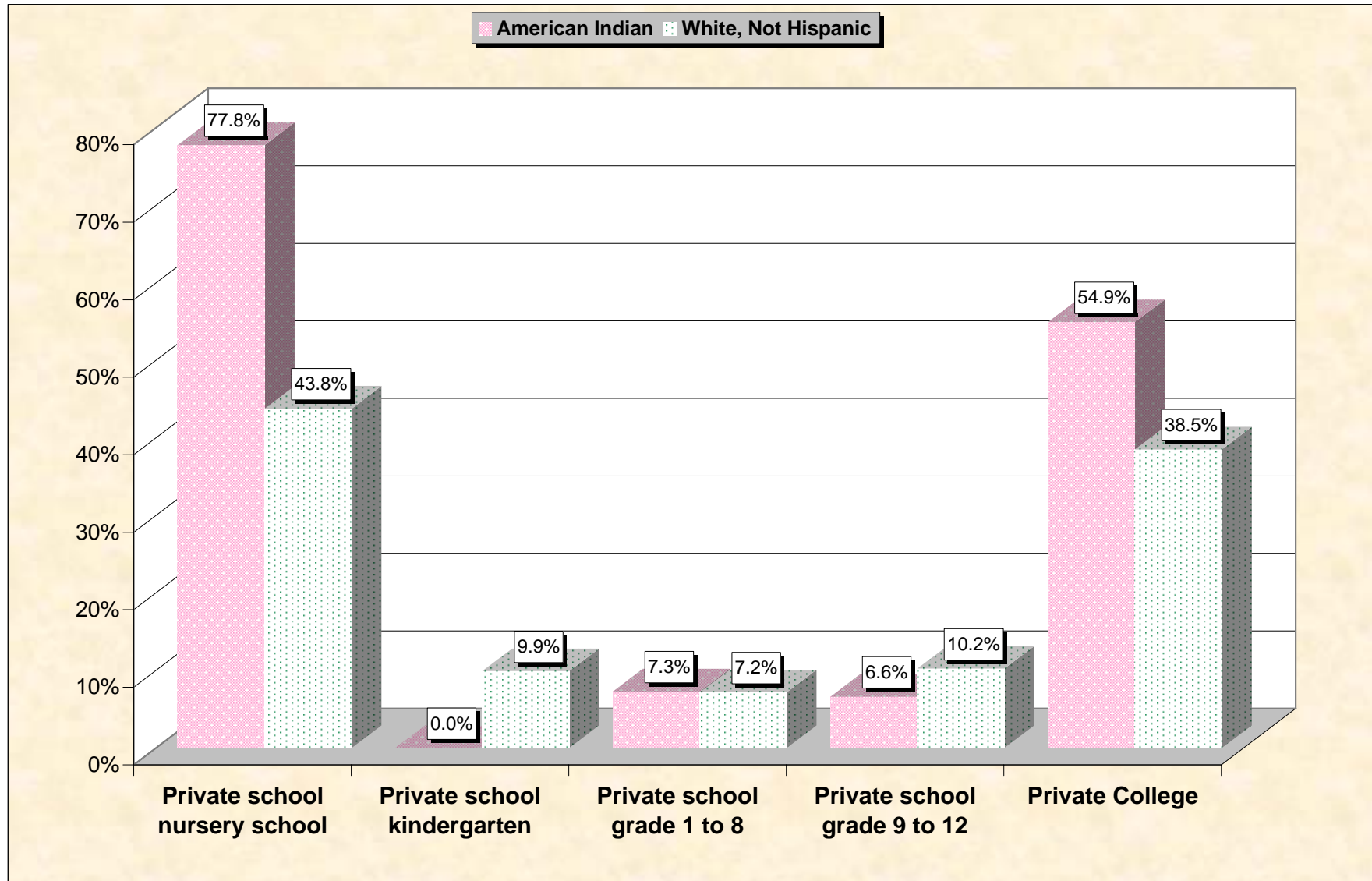
Data Set: Census 2000 Summary File 3 (SF 3) - Sample Data

Chart 1 -- Single-Parent Family Households (Householder 15 to 64 years) Vermont



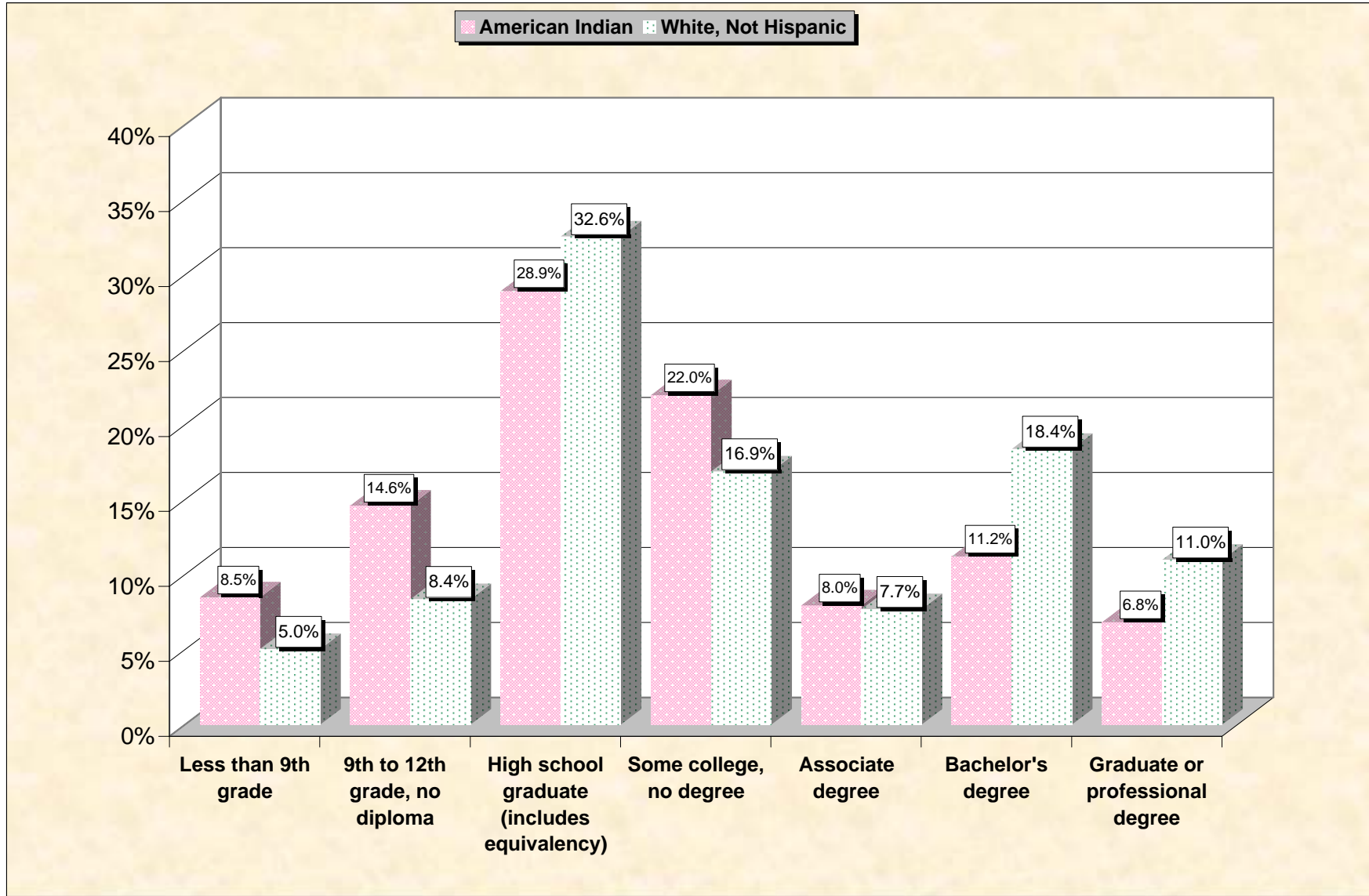
Source: Data Set: Census 2000 Summary File 3 (SF 3) - Sample Data - P146C. HOUSEHOLDS BY AGE OF HOUSEHOLDER BY HOUSEHOLD TYPE (INCLUDING LIVING ALONE) BY PRESENCE OF OWN CHILDREN UNDER 18 YEARS (AMERICAN INDIAN AND ALASKA NATIVE ALONE HOUSEHOLDER) [31] - Universe: Households with a householder who is American Indian and Alaska Native alone; P146I. HOUSEHOLDS BY AGE OF HOUSEHOLDER BY HOUSEHOLD TYPE (INCLUDING LIVING ALONE) BY PRESENCE OF OWN CHILDREN UNDER 18 YEARS (WHITE ALONE, NOT HISPANIC OR LATINO HOUSEHOLDER) [31] - Universe: Households with a householder who is White alone, not Hispanic or Latino.

Chart 2 -- Private School Enrollment (3 years and over) Vermont



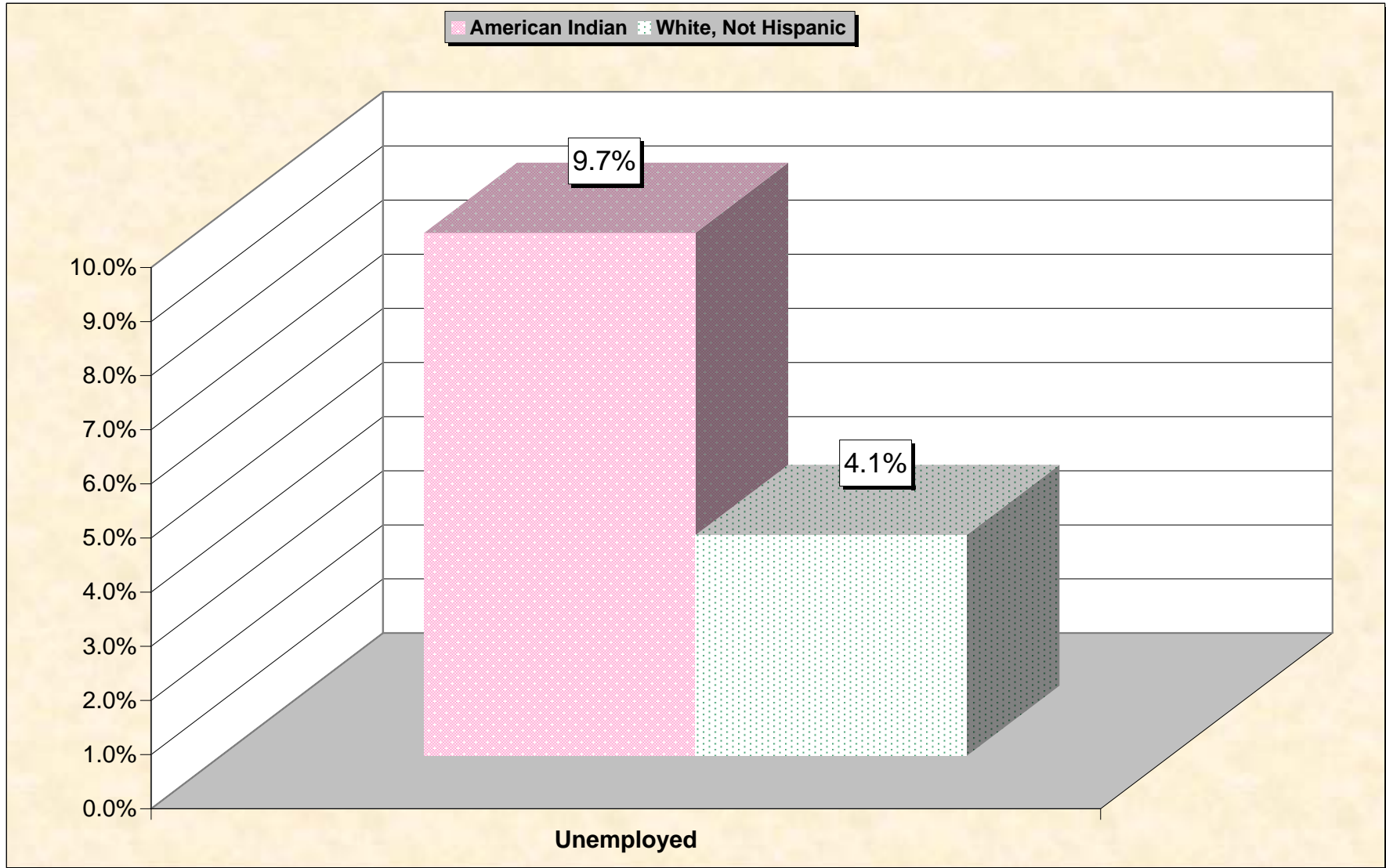
Source: Data Set: Census 2000 Summary File 3 (SF 3) - Sample Data -- P147C. SCHOOL ENROLLMENT BY LEVEL OF SCHOOL BY TYPE OF SCHOOL FOR THE POPULATION 3 YEARS AND OVER (AMERICAN INDIAN AND ALASKA NATIVE ALONE) [17] - Universe: American Indian and Alaska Native alone population 3 years and over; P147I. SCHOOL ENROLLMENT BY LEVEL OF SCHOOL BY TYPE OF SCHOOL FOR THE POPULATION 3 YEARS AND OVER (WHITE ALONE, NOT HISPANIC OR LATINO) [17] - Universe: White alone, not Hispanic or Latino population 3 years and over.

Chart 3 -- Educational Attainment (25 years and over) Vermont



Source: Data Set: Census 2000 Summary File 3 (SF 3) - Sample Data -- P148C. SEX BY EDUCATIONAL ATTAINMENT FOR THE POPULATION 25 YEARS AND OVER (AMERICAN INDIAN AND ALASKA NATIVE ALONE) [17] - Universe: American Indian and Alaska Native alone population 25 years and over; P148I. SEX BY EDUCATIONAL ATTAINMENT FOR THE POPULATION 25 YEARS AND OVER (WHITE ALONE, NOT HISPANIC OR LATINO) [17] - Universe: White alone, not Hispanic or Latino population 25 years and over.

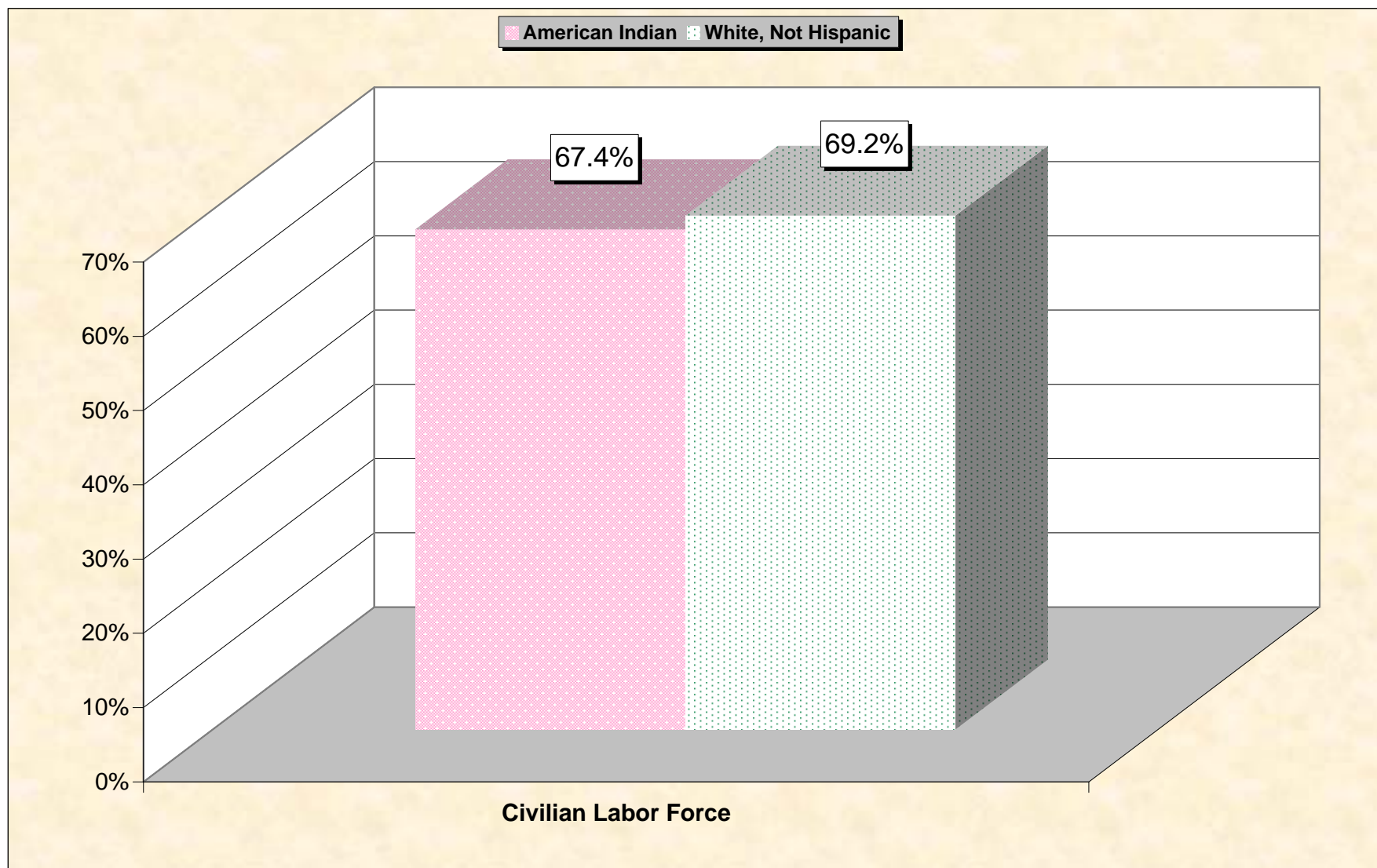
Chart 4 -- Unemployment Rate (Civilian Labor Force) Vermont



Note: Unemployment rate is defined as a percentage of the civilian labor force.

Source: Data Set: Census 2000 Summary File 3 (SF 3) - Sample Data -- P150C. SEX BY EMPLOYMENT STATUS FOR THE POPULATION 16 YEARS AND OVER (AMERICAN INDIAN AND ALASKA NATIVE ALONE) [15] - Universe: American Indian and Alaska Native alone population 16 years and over; P150I. SEX BY EMPLOYMENT STATUS FOR THE POPULATION 16 YEARS AND OVER (WHITE ALONE, NOT HISPANIC OR LATINO) [15] - Universe: White alone, not Hispanic or Latino population 16 years and over

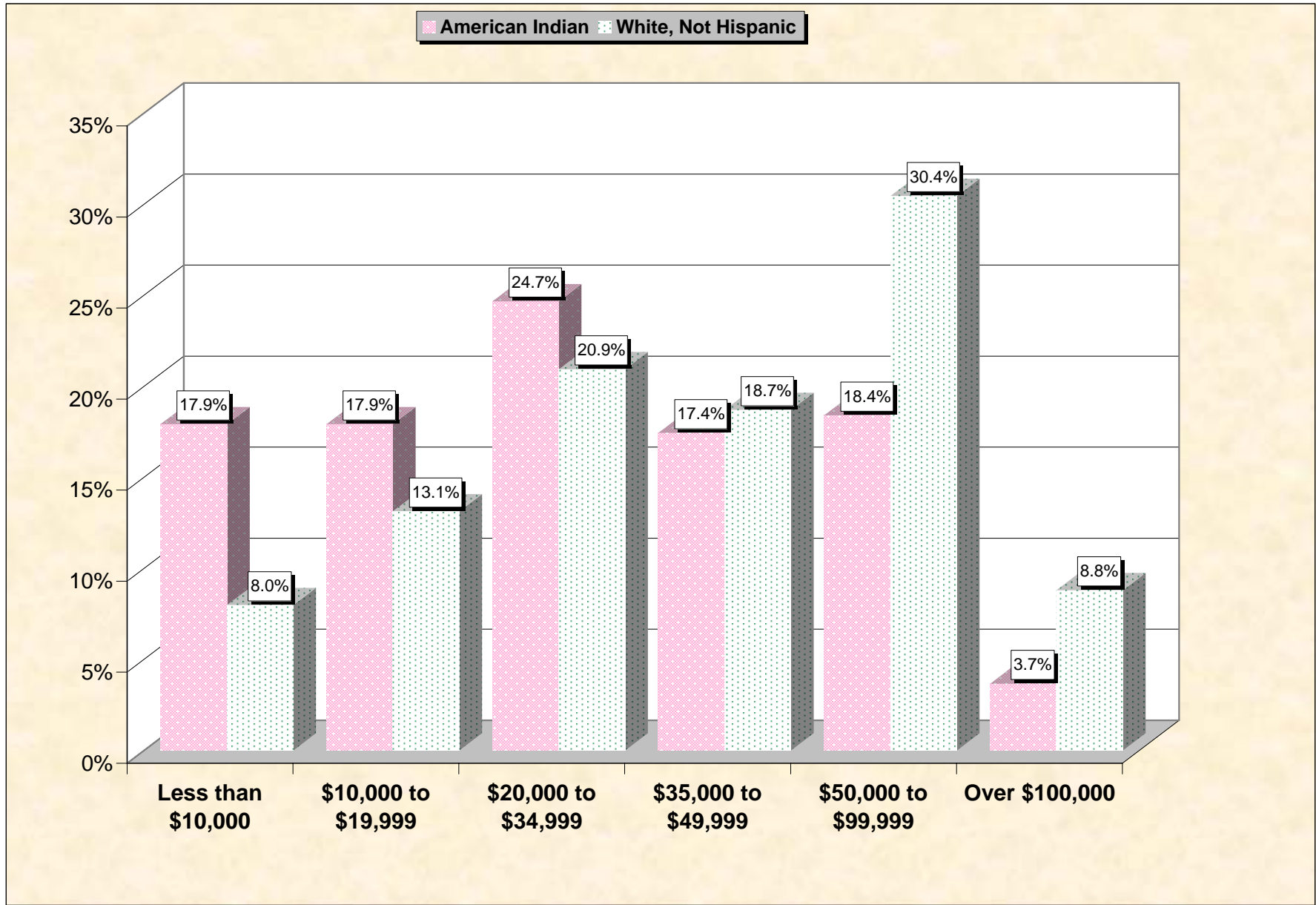
Chart 5 -- Labor Force Participation (Civilian Labor Force) Vermont



Note: Labor force participation rate is defined as a percentage of the civilian population over 16.

Source: Data Set: Census 2000 Summary File 3 (SF 3) - Sample Data -- P150C. SEX BY EMPLOYMENT STATUS FOR THE POPULATION 16 YEARS AND OVER (AMERICAN INDIAN AND ALASKA NATIVE ALONE) [15] - Universe: American Indian and Alaska Native alone population 16 years and over; P150I. SEX BY EMPLOYMENT STATUS FOR THE POPULATION 16 YEARS AND OVER (WHITE ALONE, NOT HISPANIC OR LATINO) [15] - Universe: White alone, not Hispanic or Latino population 16 years and over

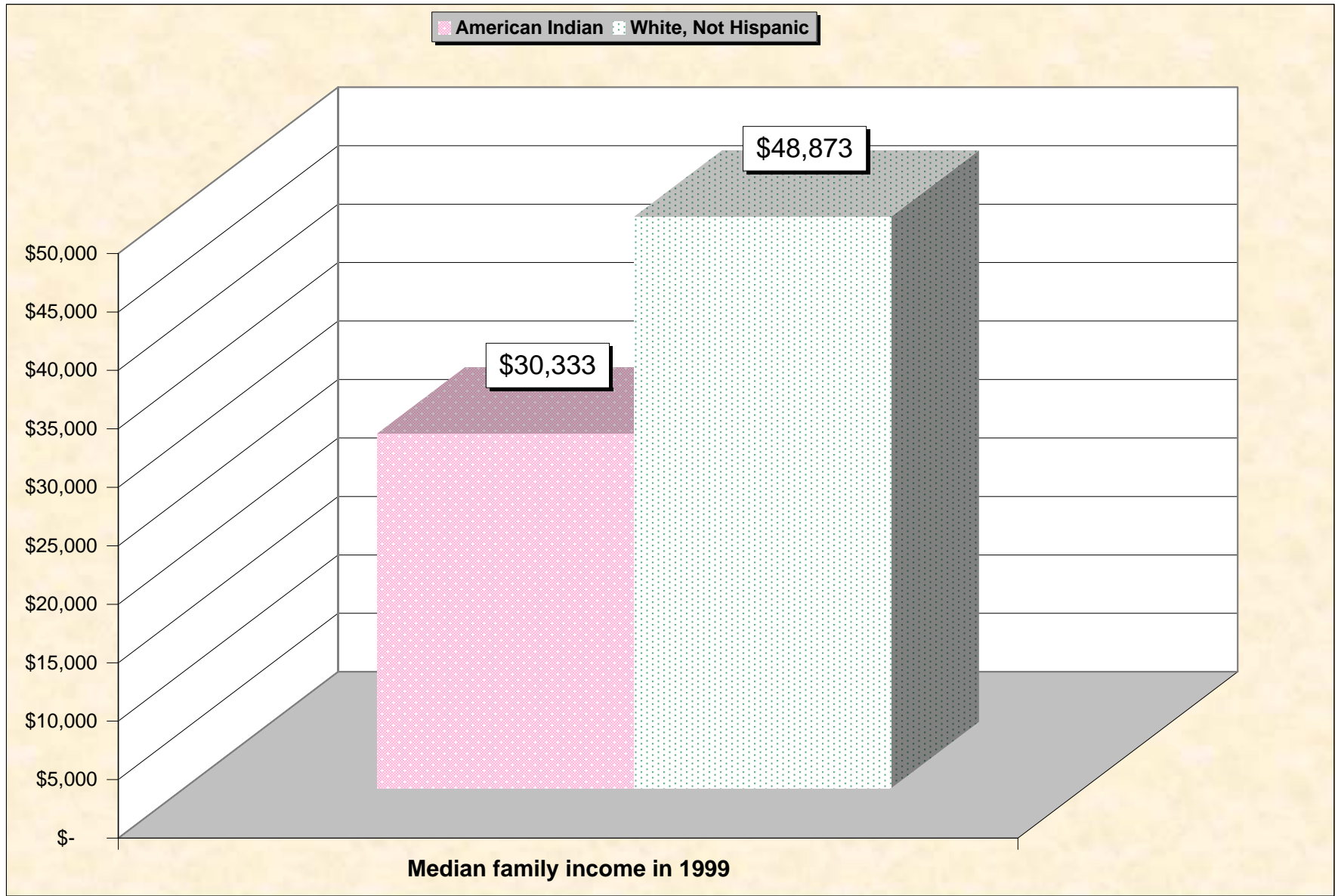
Chart 6 -- Household Income in 1999 Vermont



Source: Data Set: Census 2000 Summary File 3 (SF 3) - Sample Data -- P151C. HOUSEHOLD INCOME IN 1999 (AMERICAN INDIAN AND ALASKA NATIVE ALONE HOUSEHOLDER) [17] - Universe: Households with a householder who is American Indian and Alaska Native alone; P151I. HOUSEHOLD INCOME IN 1999 (WHITE ALONE, NOT HISPANIC OR LATINO HOUSEHOLDER) [17] - Universe: Households with a householder who is White alone, not Hispanic or Latino

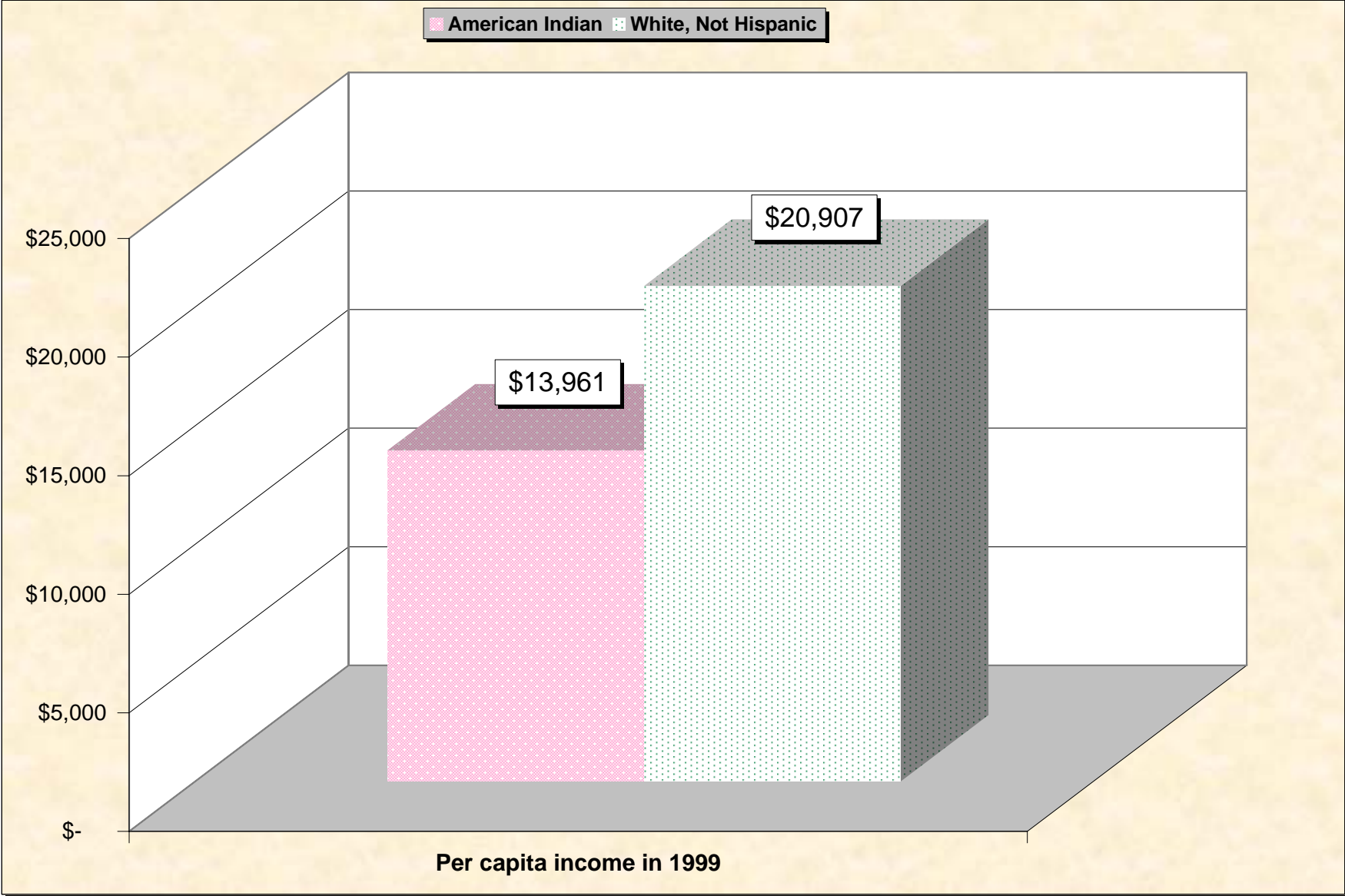
Chart 7 -- Median Family Income In 1999

Vermont



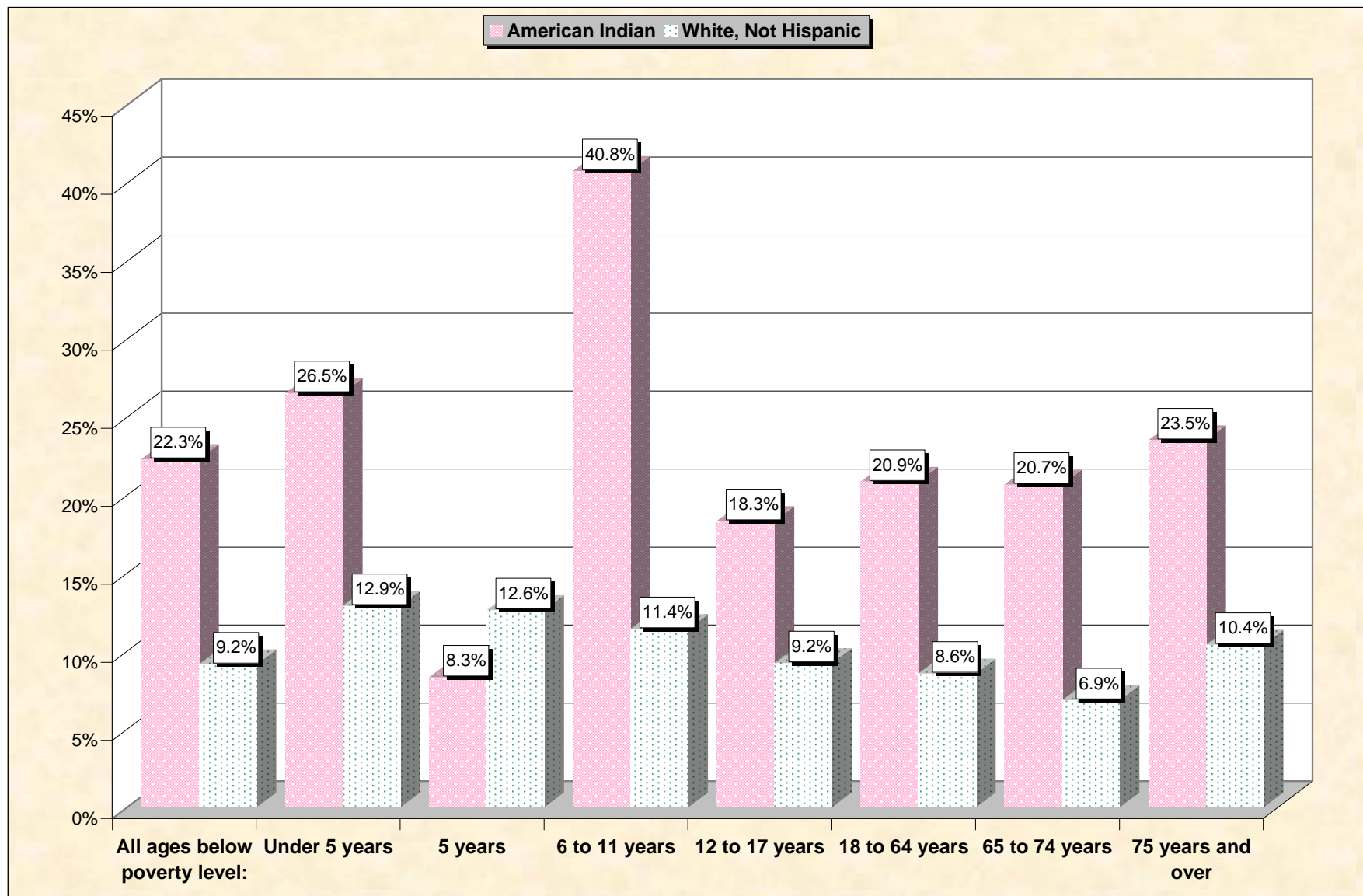
Source: Data Set: Census 2000 Summary File 3 (SF 3) - Sample Data -- P155C. MEDIAN FAMILY INCOME IN 1999 (DOLLARS) (AMERICAN INDIAN AND ALASKA NATIVE ALONE HOUSEHOLDER) [1] - Universe: Families with a householder who is American Indian and Alaska Native alone ; P155I. MEDIAN FAMILY INCOME IN 1999 (DOLLARS) (WHITE ALONE, NOT HISPANIC OR LATINO HOUSEHOLDER) [1] - Universe: Families with a householder who is White alone, not Hispanic or Latino

Chart 8 -- Per Capita Income In 1999 Vermont



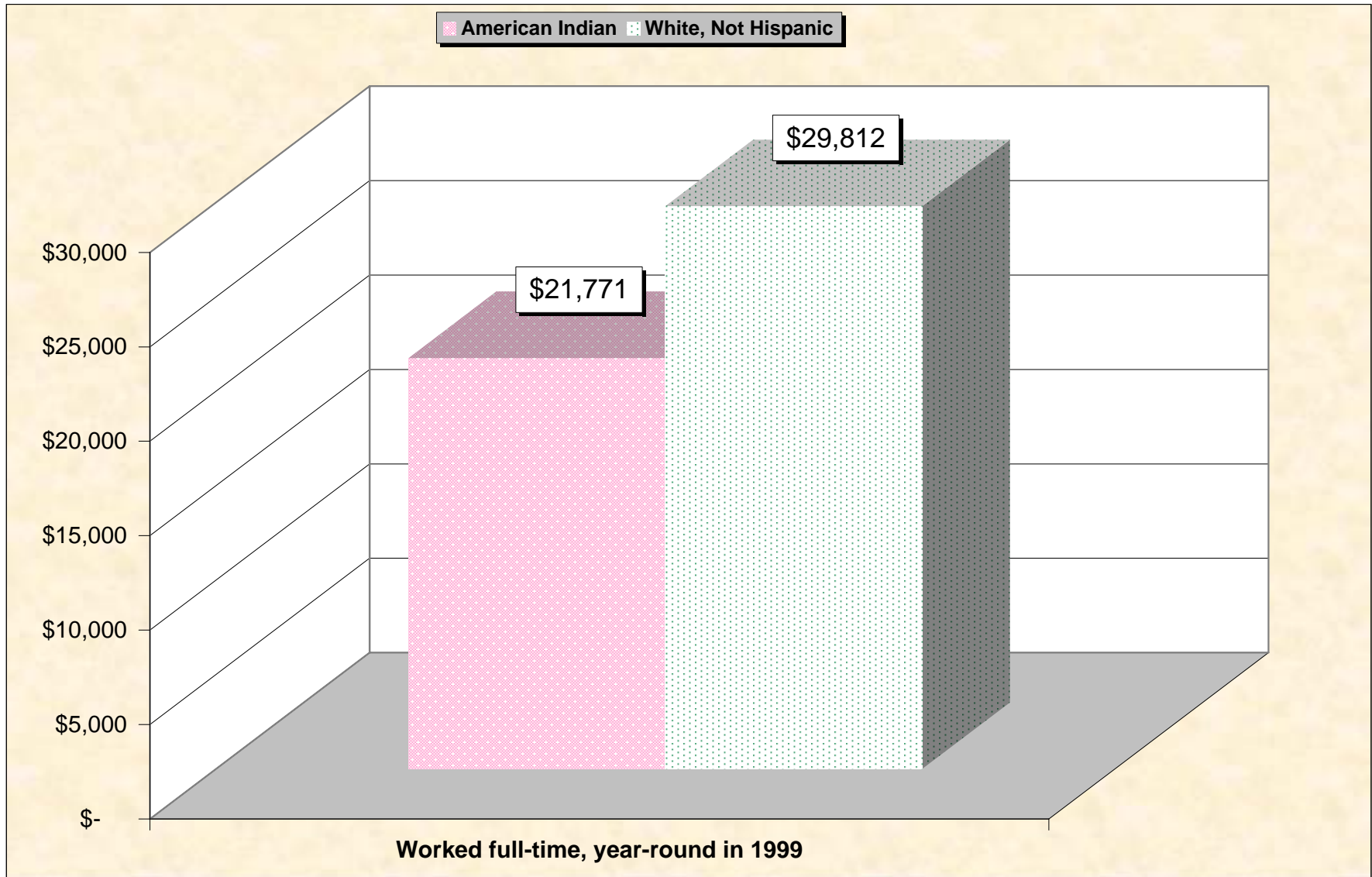
Source: Data Set: Census 2000 Summary File 3 (SF 3) - Sample Data -- P157C. PER CAPITA INCOME IN 1999 (DOLLARS) (AMERICAN INDIAN AND ALASKA NATIVE ALONE) [1] - Universe: American Indian and Alaska Native alone population; P157I. PER CAPITA INCOME IN 1999 (DOLLARS) (WHITE ALONE, NOT HISPANIC OR LATINO) [1] - Universe: White alone, not Hispanic or Latino population

Chart 9 -- Income in 1999 Below Poverty Level by Age Vermont



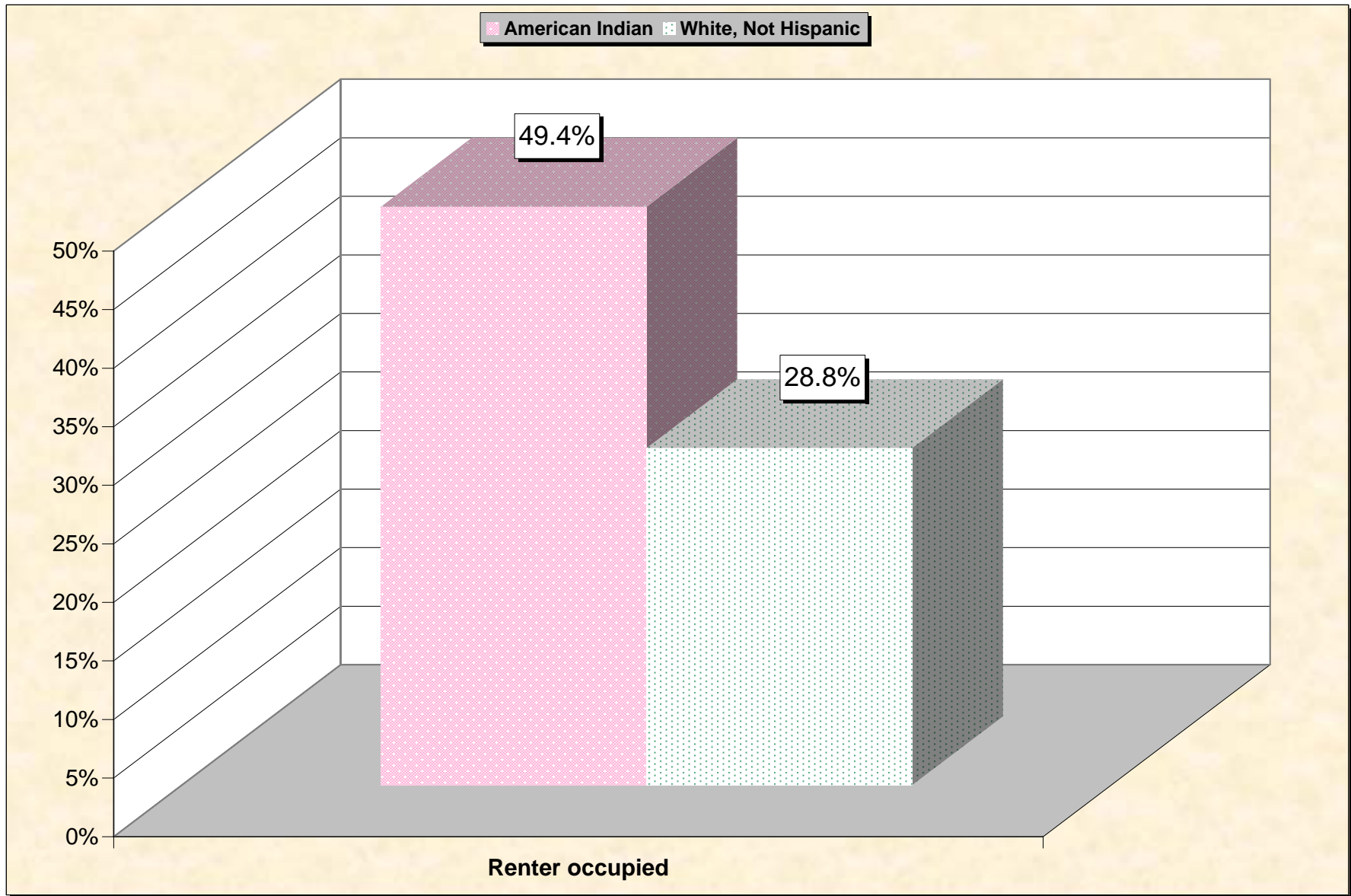
Source: Data Set: Census 2000 Summary File 3 (SF 3) - Sample Data -- P159C. POVERTY STATUS IN 1999 BY AGE (AMERICAN INDIAN AND ALASKA NATIVE ALONE) [17] - Universe: American Indian and Alaska Native alone population for whom poverty status is determined; P159I. POVERTY STATUS IN 1999 BY AGE (WHITE ALONE, NOT HISPANIC OR LATINO) [17] - Universe: White alone, not Hispanic or Latino population for whom poverty status is determined.

Chart 10 -- Median Earnings in 1999 Vermont



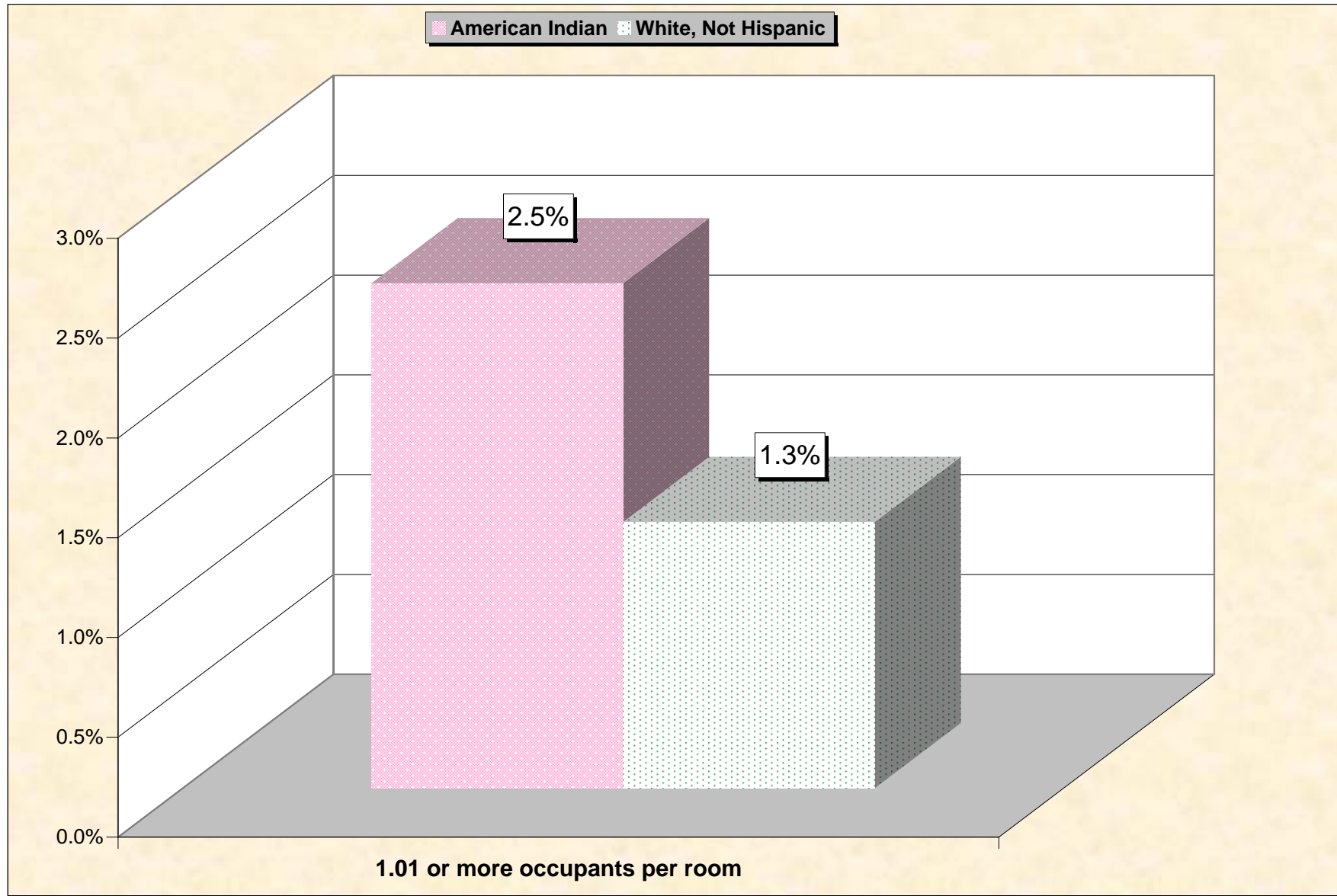
Source: Data Set: Census 2000 Summary File 3 (SF 3) - Sample Data -- PCT74C. MEDIAN EARNINGS IN 1999 (DOLLARS) BY WORK EXPERIENCE IN 1999 BY SEX FOR THE POPULATION 16 YEARS AND OVER WITH EARNINGS (AMERICAN INDIAN AND ALASKA NATIVE ALONE) [6] - Universe: American Indian and Alaska Native alone population 16 years and over with earnings in 1999; PCT74I. MEDIAN EARNINGS IN 1999 (DOLLARS) BY WORK EXPERIENCE IN 1999 BY SEX FOR THE POPULATION 16 YEARS AND OVER WITH EARNINGS (WHITE ALONE, NOT HISPANIC OR LATINO) [6] - Universe: White alone, not Hispanic or Latino population 16 years and over with earnings in 1999

Chart 11 -- Renter-Occupied Housing Vermont



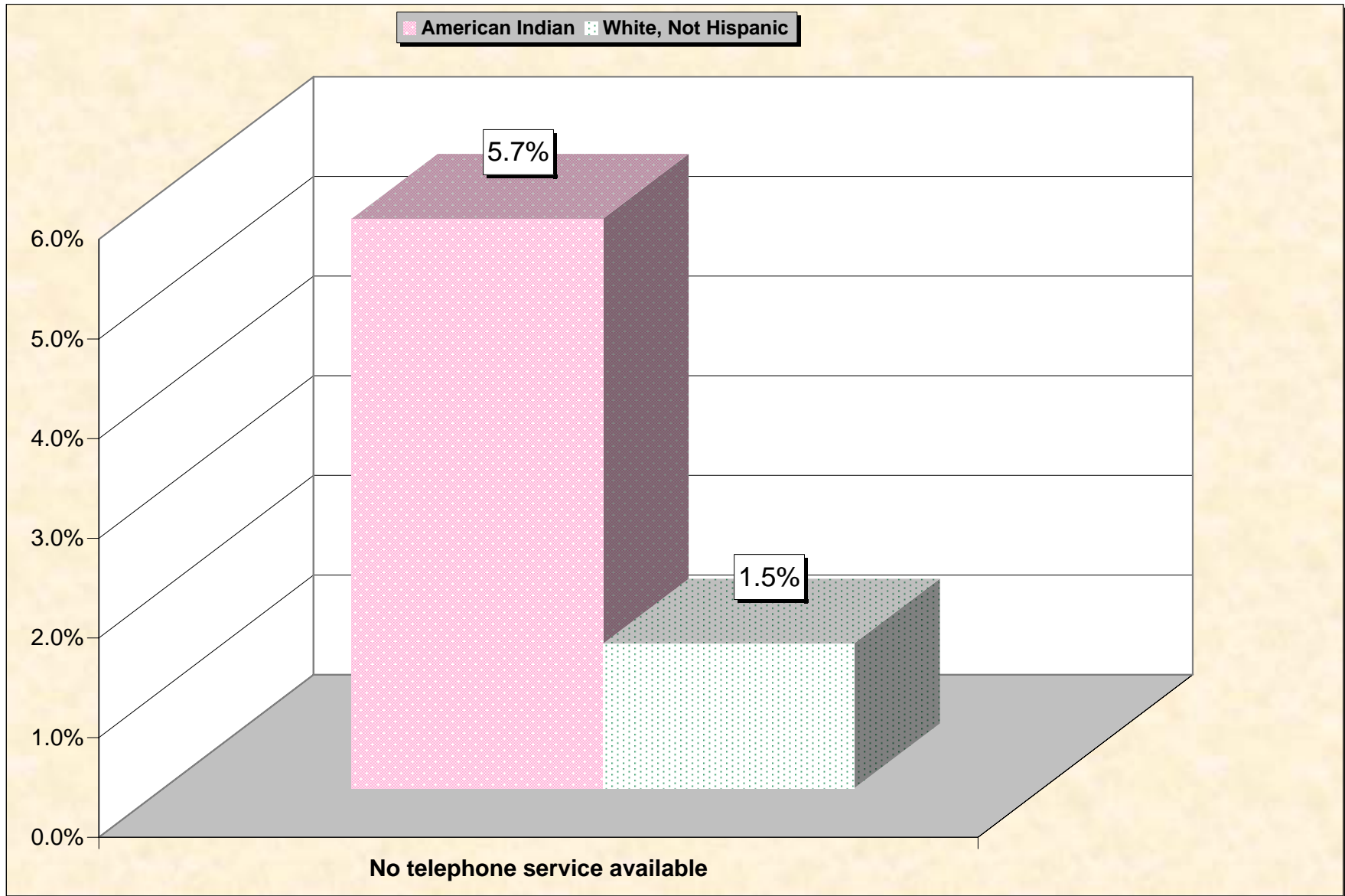
Source: Data Set: Census 2000 Summary File 3 (SF 3) - Sample Data -- H11. TENURE BY RACE OF HOUSEHOLDER [17] - Universe: Occupied housing units; H13. TENURE (WHITE ALONE, NOT HISPANIC OR LATINO HOUSEHOLDER) [3] - Universe: Occupied housing units with a householder who is White alone, not Hispanic or Latino.

Chart 12 -- Occupants Per Room (Crowding) by Household Vermont



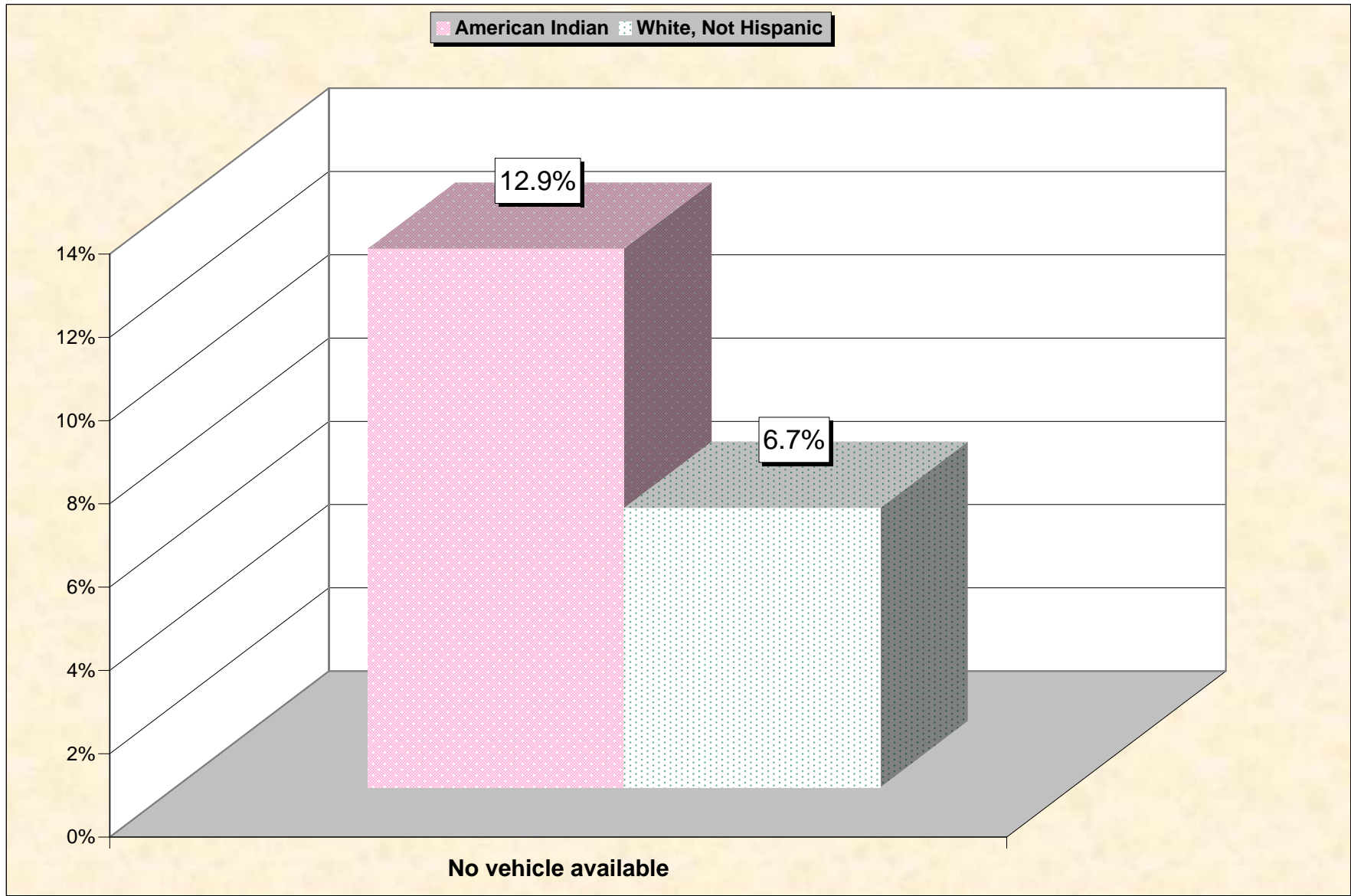
Source: Data Set: Census 2000 Summary File 3 (SF 3) - Sample Data -- HCT29C. OCCUPANTS PER ROOM (AMERICAN INDIAN AND ALASKA NATIVE ALONE HOUSEHOLDER) [3] - Universe: Occupied housing units with a householder who is American Indian and Alaska Native alone; HCT29I. OCCUPANTS PER ROOM (WHITE ALONE, NOT HISPANIC OR LATINO HOUSEHOLDER) [3] - Universe: Occupied housing units with a householder who is White alone, not Hispanic or Latino

Chart 13 -- Lack of Telephone Service by Household Vermont



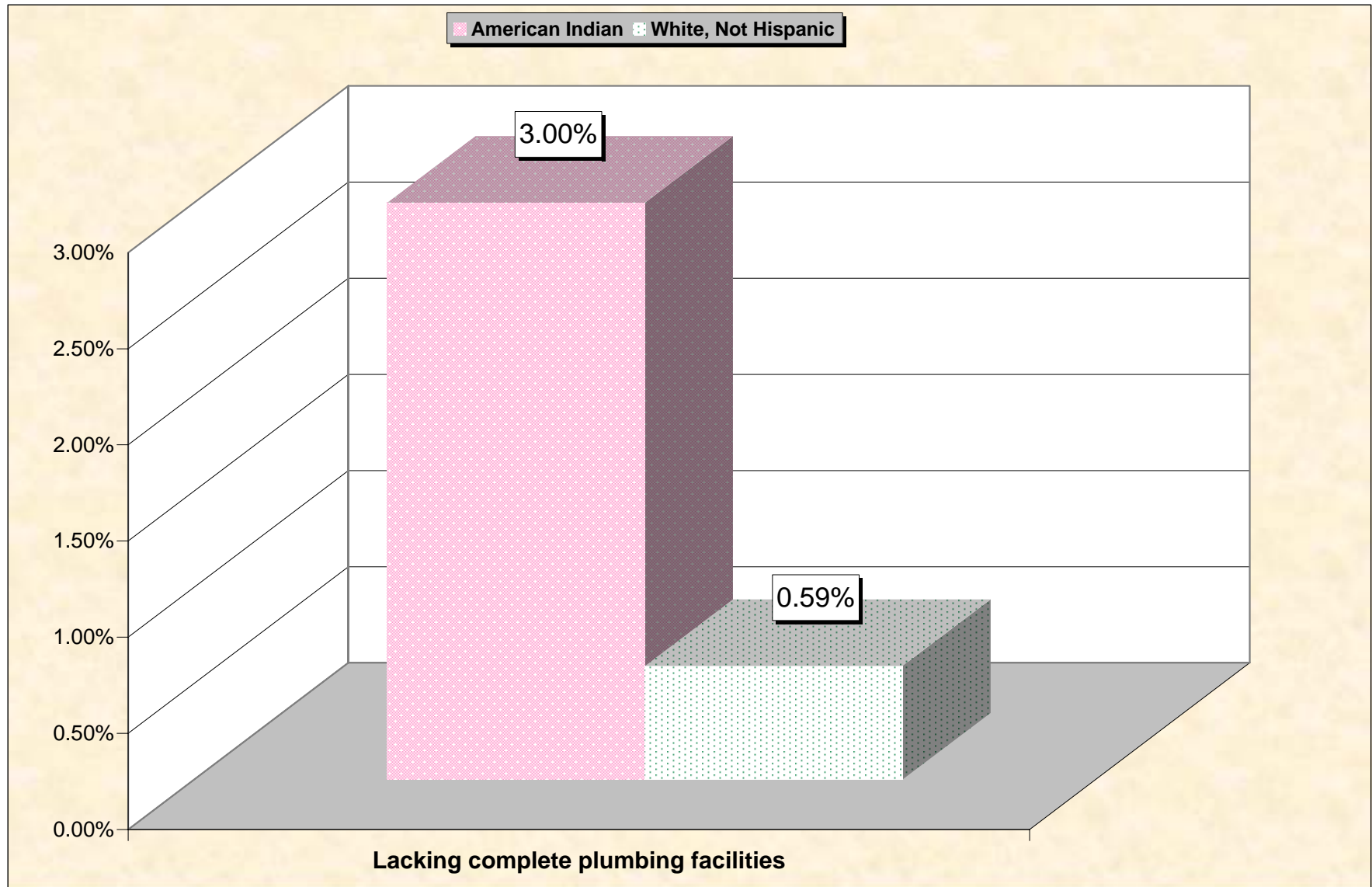
Source: Data Set: Census 2000 Summary File 3 (SF 3) - Sample Data -- HCT32C. TELEPHONE SERVICE AVAILABLE (AMERICAN INDIAN AND ALASKA NATIVE ALONE HOUSEHOLDER) [3] - Universe: Occupied housing units with a householder who is American Indian and Alaska Native alone; HCT32I. TELEPHONE SERVICE AVAILABLE (WHITE ALONE, NOT HISPANIC OR LATINO HOUSEHOLDER) [3] - Universe: Occupied housing units with a householder who is White alone, not Hispanic or Latino

Chart 14 -- Lack of Vehicle By Household Vermont



Source: Data Set: Census 2000 Summary File 3 (SF 3) - Sample Data -- HCT33C. VEHICLES AVAILABLE (AMERICAN INDIAN AND ALASKA NATIVE ALONE HOUSEHOLDER) [3] - Universe: Occupied housing units with a householder who is American Indian and Alaska Native alone;; HCT33I. VEHICLES AVAILABLE (WHITE ALONE, NOT HISPANIC OR LATINO HOUSEHOLDER) [3] - Universe: Occupied housing units with a householder who is White alone, not Hispanic or Latino

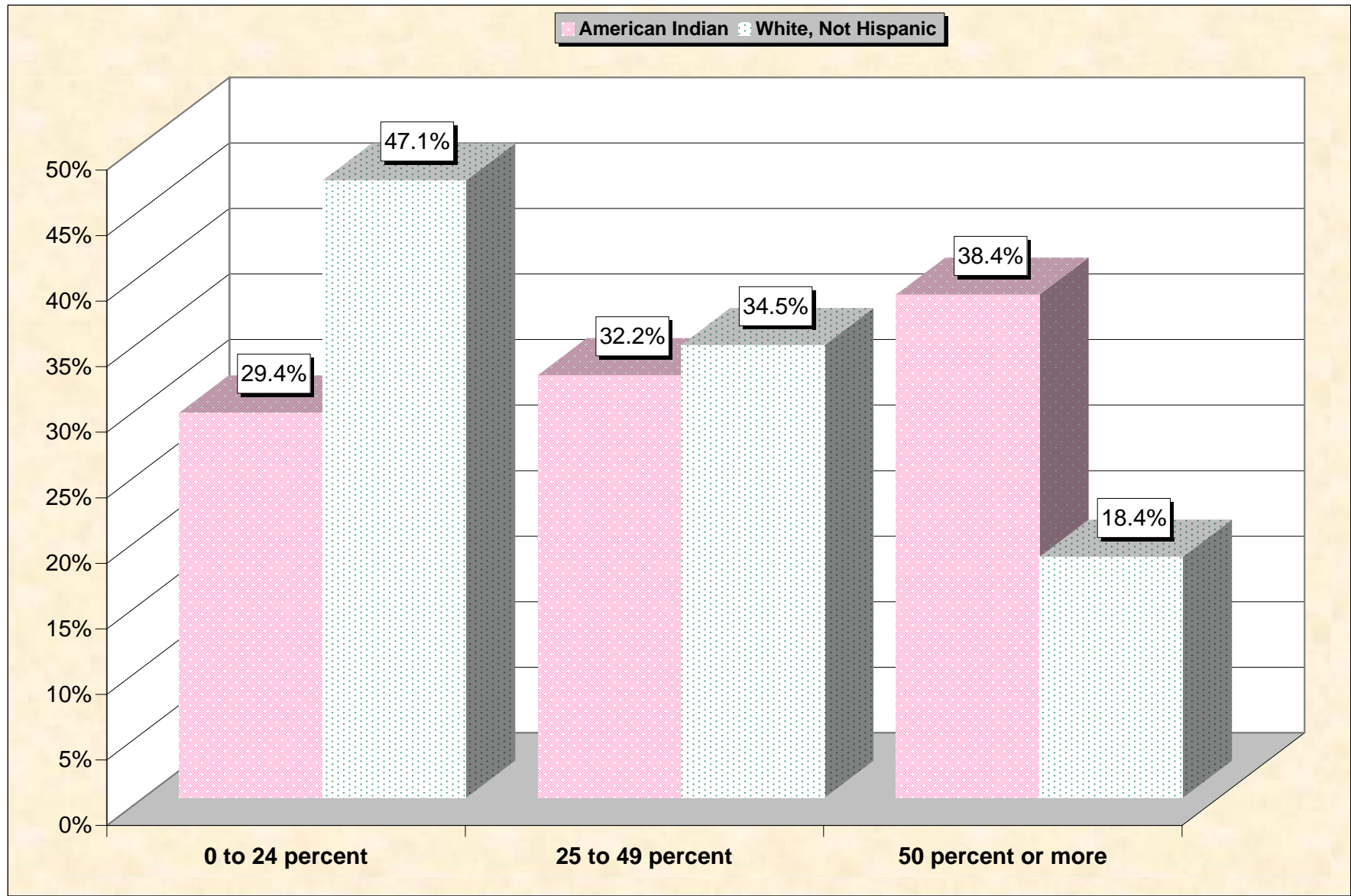
Chart 15 -- Lack of Plumbing By Household Vermont



Source: Data Set: Census 2000 Summary File 3 (SF 3) - Sample Data -- HCT34C. PLUMBING FACILITIES (AMERICAN INDIAN AND ALASKA NATIVE ALONE HOUSEHOLDER) [3] - Universe: Occupied housing units with a householder who is American Indian and Alaska Native alone; HCT34I. PLUMBING FACILITIES (WHITE ALONE, NOT HISPANIC OR LATINO HOUSEHOLDER) [3] - Universe: Occupied housing units with a householder who is White alone, not Hispanic or Latino.

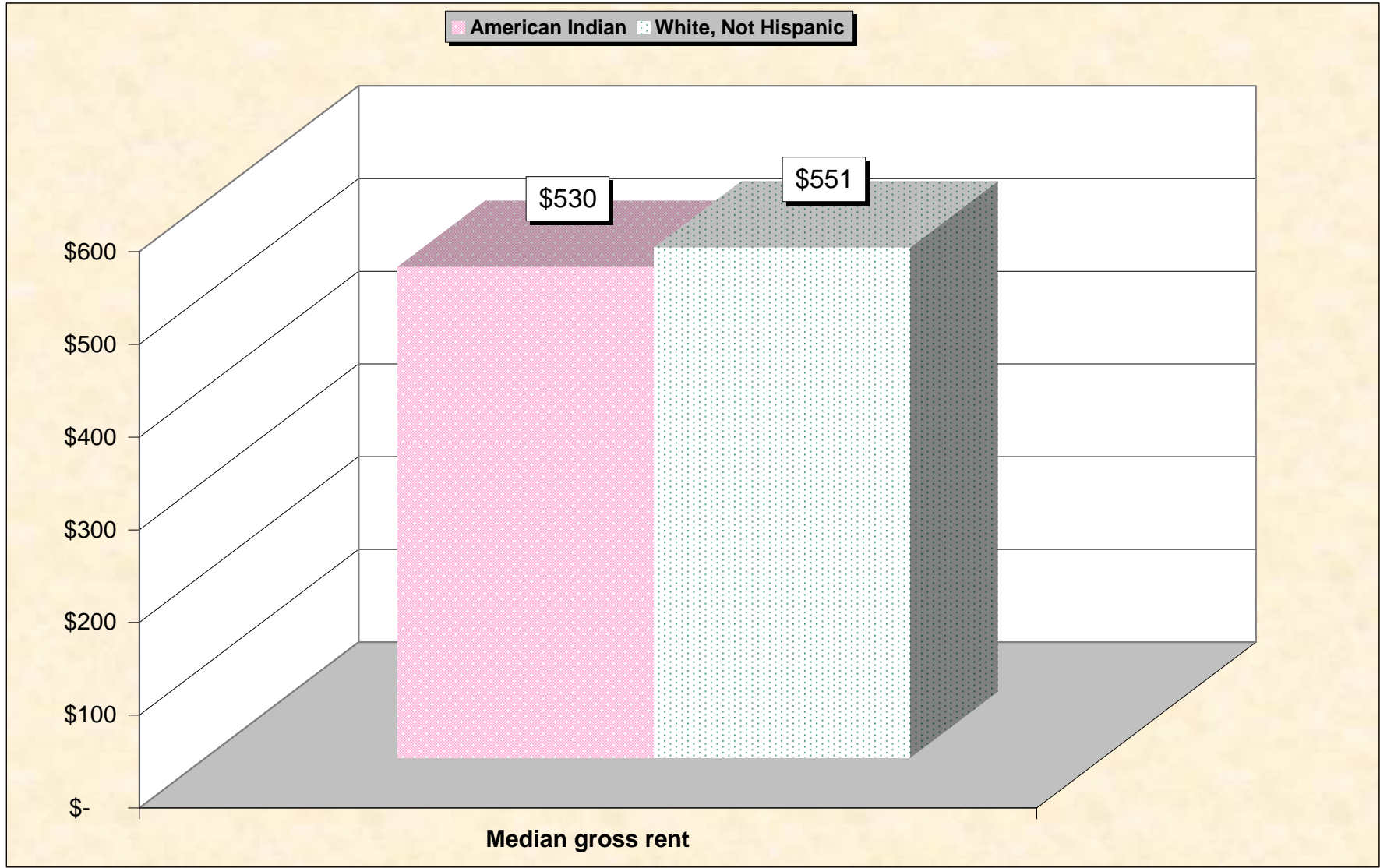
Chart 16 -- Gross Rent as a Percentage of Household Income in 1999

Vermont



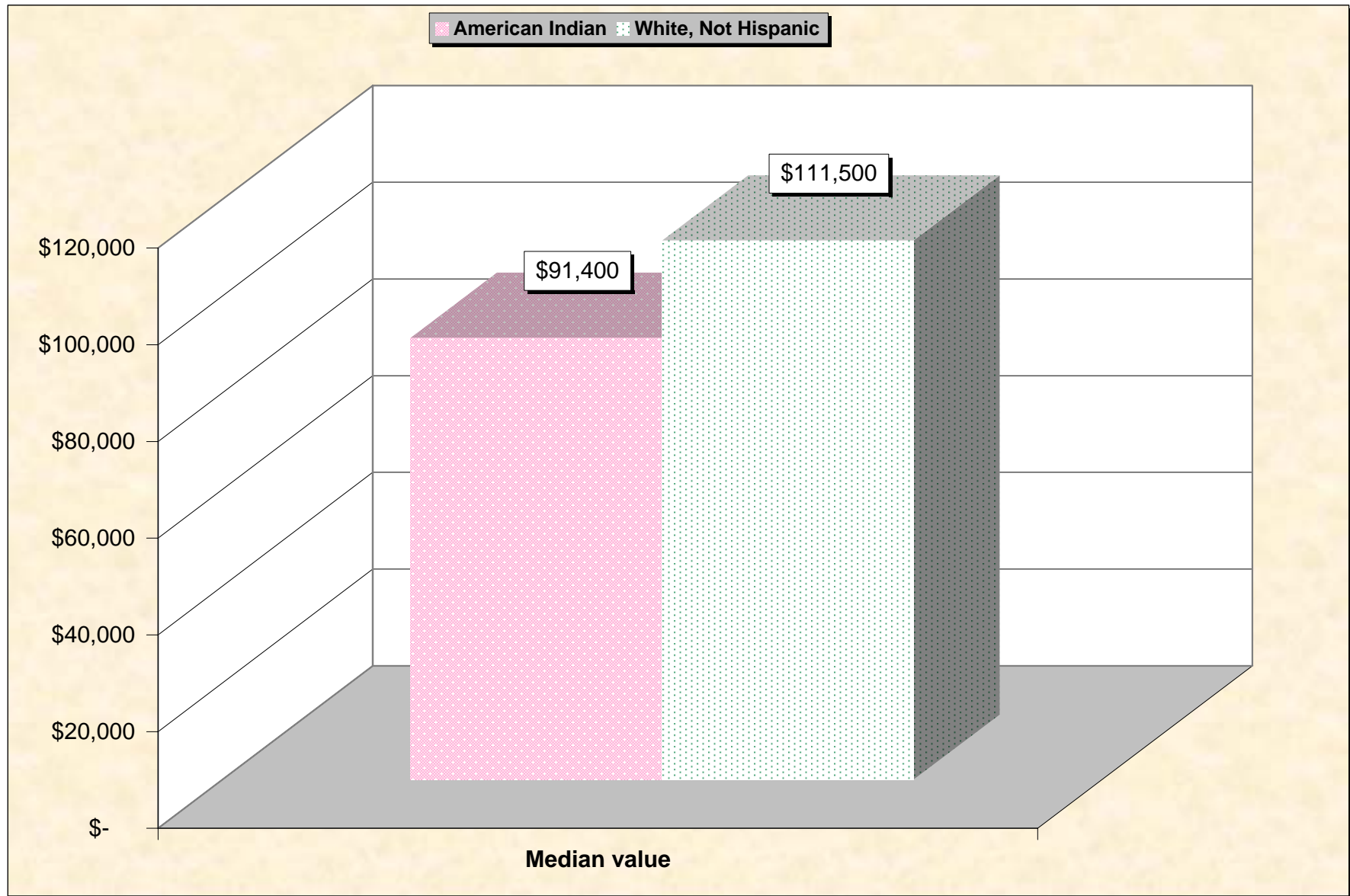
Source: Data Set: Census 2000 Summary File 3 (SF 3) - Sample Data -- HCT39C. GROSS RENT AS A PERCENTAGE OF HOUSEHOLD INCOME IN 1999 (AMERICAN INDIAN AND ALASKA NATIVE ALONE HOUSEHOLDER) [11] - Universe: Specified renter-occupied housing units with a householder who is American Indian and Alaska Native alone; HCT39I. GROSS RENT AS A PERCENTAGE OF HOUSEHOLD INCOME IN 1999 (WHITE ALONE, NOT HISPANIC OR LATINO HOUSEHOLDER) [11] - Universe: Specified renter-occupied housing units with a householder who is White alone, not Hispanic or Latino.

Chart 17 -- Median Gross Rent By Household Vermont



Source: Data Set: Census 2000 Summary File 3 (SF 3) - Sample Data -- HCT37C. MEDIAN GROSS RENT (DOLLARS) (AMERICAN INDIAN AND ALASKA NATIVE ALONE HOUSEHOLDER) [1] - Universe: Specified renter-occupied housing units paying cash rent with a householder who is American Indian and Alaska Native alone; HCT371. MEDIAN GROSS RENT (DOLLARS) (WHITE ALONE, NOT HISPANIC OR LATINO HOUSEHOLDER) [1] - Universe: Specified renter-occupied housing units paying cash rent with a householder who is White alone, not Hispanic or Latino

Chart 18 -- Median Home Value By Household Vermont



Source: Data Set: Census 2000 Summary File 3 (SF 3) - Sample Data -- HCT42C. MEDIAN VALUE (DOLLARS) (AMERICAN INDIAN AND ALASKA NATIVE ALONE HOUSEHOLDER) [1] - Universe: Specified owner-occupied housing units with a householder who is American Indian and Alaska Native alone; HCT42I. MEDIAN VALUE (DOLLARS) (WHITE ALONE, NOT HISPANIC OR LATINO HOUSEHOLDER) [1] - Universe: Specified owner-occupied housing units with a householder who is White alone, not Hispanic or Latino

HOUSEHOLDS BY AGE OF HOUSEHOLDER BY HOUSEHOLD TYPE (INCLUDING LIVING ALONE) BY PRESENCE OF OWN CHILDREN UNDER 18 YEARS

Source data for Chart 1

	American Indian Vermont	White, Not Hispanic Vermont
Total:	1,038	233,583
Householder 15 to 64 years:	992	184,586
Family households:	633	129,342
Married-couple family:	410	104,155
With own children under 18 years	219	55,572
No own children under 18 years	191	48,583
Other family:	223	25,187
Male householder, no wife present:	60	7,685
With own children under 18 years	49	5334
No own children under 18 years	11	2351
Female householder, no husband present:	163	17,502
With own children under 18 years	125	13,764
No own children under 18 years	38	3,738
Nonfamily households:	359	55,244
Householder living alone	236	38,244
Householder not living alone	123	17000
Householder 65 years and over:	46	48,997
Family households:	29	24,821
Married-couple family:	16	21271
With own children under 18 years	0	183
No own children under 18 years	16	21088
Other family:	13	3550
Male householder, no wife present:	5	732
With own children under 18 years	0	24
No own children under 18 years	5	708
Female householder, no husband present:	8	2818
With own children under 18 years	0	2
No own children under 18 years	8	2816
Nonfamily households:	17	24176
Householder living alone	17	22866
Householder not living alone	0	1310

Source: Data Set: Census 2000 Summary File 3 (SF 3) - Sample Data - P146C. HOUSEHOLDS BY AGE OF HOUSEHOLDER BY HOUSEHOLD TYPE (INCLUDING LIVING ALONE) BY PRESENCE OF OWN CHILDREN UNDER 18 YEARS (AMERICAN INDIAN AND ALASKA NATIVE ALONE HOUSEHOLDER) [31] - Universe: Households with a householder who is American Indian and Alaska Native alone; P146I. HOUSEHOLDS BY AGE OF HOUSEHOLDER BY HOUSEHOLD TYPE (INCLUDING LIVING ALONE) BY PRESENCE OF OWN CHILDREN UNDER 18 YEARS (WHITE ALONE, NOT HISPANIC OR LATINO HOUSEHOLDER) [31] - Universe: Households with a householder who is White alone, not Hispanic or Latino.

SCHOOL ENROLLMENT BY LEVEL OF SCHOOL BY TYPE OF SCHOOL FOR THE POPULATION 3 YEARS AND OVER

Source data for Chart 2

	American Indian Vermont	White, Not Hispanic Vermont
Total:	2,572	566,488
Enrolled in nursery school, preschool:	63	8,865
Public school	14	4,984
Private school	49	3,881
Enrolled in kindergarten:	18	7,337
Public school	18	6,610
Private school	0	727
Enrolled in grade 1 to grade 8:	316	67,067
Public school	293	62,259
Private school	23	4,808
Enrolled in grade 9 to grade 12:	212	34,071
Public school	198	30,585
Private school	14	3,486
Enrolled in college:	142	37,343
Public school	64	22,965
Private school	78	14,378
Not enrolled in school	1,821	411,805

Source: Data Set: Census 2000 Summary File 3 (SF 3) - Sample Data - P146C. HOUSEHOLDS BY AGE OF HOUSEHOLDER BY HOUSEHOLD TYPE (INCLUDING LIVING ALONE) BY PRESENCE OF OWN CHILDREN UNDER 18 YEARS (AMERICAN INDIAN AND ALASKA NATIVE ALONE HOUSEHOLDER) [31] - Universe: Households with a householder who is American Indian and Alaska Native alone; P146I. HOUSEHOLDS BY AGE OF HOUSEHOLDER BY HOUSEHOLD TYPE (INCLUDING LIVING ALONE) BY PRESENCE OF OWN CHILDREN UNDER 18 YEARS (WHITE ALONE, NOT HISPANIC OR LATINO HOUSEHOLDER) [31] - Universe: Households with a householder who is White alone, not Hispanic or Latino.

SEX BY EDUCATIONAL ATTAINMENT FOR THE POPULATION 25 YEARS AND OVER

Source data for Chart 3

	American Indian Vermont	White, Not Hispanic Vermont
Total:	1,684	392,309
Male:	818	187,656
Less than 9th grade	81	10,620
9th to 12th grade, no diploma	129	17,309
High school graduate (includes equivalency)	257	63,103
Some college, no degree	185	28,913
Associate degree	52	12,801
Bachelor's degree	63	33,073
Graduate or professional degree	51	21,837
Female:	866	204,653
Less than 9th grade	62	9,159
9th to 12th grade, no diploma	117	15,550
High school graduate (includes equivalency)	230	64,680
Some college, no degree	185	37,359
Associate degree	82	17,451
Bachelor's degree	126	39,117
Graduate or professional degree	64	21,337

Source: Data Set: Census 2000 Summary File 3 (SF 3) - Sample Data -- P148C. SEX BY EDUCATIONAL ATTAINMENT FOR THE POPULATION 25 YEARS AND OVER (AMERICAN INDIAN AND ALASKA NATIVE ALONE) [17] - Universe: American Indian and Alaska Native alone population 25 years and over; P148I. SEX BY EDUCATIONAL ATTAINMENT FOR THE POPULATION 25 YEARS AND OVER (WHITE ALONE, NOT HISPANIC OR LATINO) [17] - Universe: White alone, not Hispanic or Latino population 25 years and over.

SEX BY EMPLOYMENT STATUS FOR THE POPULATION 16 YEARS AND OVER

Source data for Charts 4 and 5

	American Indian Vermont	White, Not Hispanic Vermont
Total:	2,028	462,639
Male:	978	223,876
In labor force:	635	167,365
In Armed Forces	0	633
Civilian:	635	166,732
Employed	550	159,516
Unemployed	85	7,216
Not in labor force	343	56,511
Female:	1,050	238,763
In labor force:	731	153,461
In Armed Forces	0	78
Civilian:	731	153,383
Employed	684	147,534
Unemployed	47	5,849
Not in labor force	319	85,302

Source: Data Set: Census 2000 Summary File 3 (SF 3) - Sample Data -- P150C. SEX BY EMPLOYMENT STATUS FOR THE POPULATION 16 YEARS AND OVER (AMERICAN INDIAN AND ALASKA NATIVE ALONE) [15] - Universe: American Indian and Alaska Native alone population 16 years and over; P150I. SEX BY EMPLOYMENT STATUS FOR THE POPULATION 16 YEARS AND OVER (WHITE ALONE, NOT HISPANIC OR LATINO) [15] - Universe: White alone, not Hispanic or Latino population 16 years and over

HOUSEHOLD INCOME IN 1999

Source data for Chart 6

	American Indian Vermont	White, Not Hispanic Vermont
Total:	1,038	233,583
Less than \$10,000	186	18,657
\$10,000 to \$14,999	101	14,674
\$15,000 to \$19,999	85	15,997
\$20,000 to \$24,999	108	16,599
\$25,000 to \$29,999	79	16,180
\$30,000 to \$34,999	69	16,123
\$35,000 to \$39,999	39	15,076
\$40,000 to \$44,999	102	14,577
\$45,000 to \$49,999	40	14,018
\$50,000 to \$59,999	96	23,124
\$60,000 to \$74,999	33	25,571
\$75,000 to \$99,999	62	22,431
\$100,000 to \$124,999	16	9,371
\$125,000 to \$149,999	0	4,102
\$150,000 to \$199,999	14	3,589
\$200,000 or more	8	3,494

Source: Data Set: Census 2000 Summary File 3 (SF 3) - Sample Data -- P151C. HOUSEHOLD INCOME IN 1999 (AMERICAN INDIAN AND ALASKA NATIVE ALONE HOUSEHOLDER) [17] - Universe: Households with a householder who is American Indian and Alaska Native alone; P151I. HOUSEHOLD INCOME IN 1999 (WHITE ALONE, NOT HISPANIC OR LATINO HOUSEHOLDER) [17] - Universe: Households with a householder who is White alone, not Hispanic or Latino

MEDIAN FAMILY INCOME IN 1999

Source data for Chart 7

	American Indian Vermont	White, Not Hispanic Vermont
Median family income in 1999	\$ 30,333	\$ 48,873

Source: Data Set: Census 2000 Summary File 3 (SF 3) - Sample Data -- P155C. MEDIAN FAMILY INCOME IN 1999 (DOLLARS) (AMERICAN INDIAN AND ALASKA NATIVE ALONE HOUSEHOLDER) [1] - Universe: Families with a householder who is American Indian and Alaska Native alone ; P155I. MEDIAN FAMILY INCOME IN 1999 (DOLLARS) (WHITE ALONE, NOT HISPANIC OR LATINO HOUSEHOLDER) [1] - Universe: Families with a householder who is White alone, not Hispanic or Latino

PER CAPITA INCOME IN 1999

Source data for Chart 8

	American Indian Vermont	White, Not Hispanic Vermont
Per capita income in 1999	\$ 13,961	\$ 20,907

Source: Data Set: Census 2000 Summary File 3 (SF 3) - Sample Data -- P157C. PER CAPITA INCOME IN 1999 (DOLLARS) (AMERICAN INDIAN AND ALASKA NATIVE ALONE) [1] - Universe: American Indian and Alaska Native alone population; P157I. PER CAPITA INCOME IN 1999 (DOLLARS) (WHITE ALONE, NOT HISPANIC OR LATINO) [1] - Universe: White alone, not Hispanic or Latino population

POVERTY STATUS IN 1999 BY AGE

Source data for Chart 9

	American Indian Vermont	White, Not Hispanic Vermont
Total:	2,523	566,228
Income in 1999 below poverty level:	563	51,833
Under 5 years	30	4,043
5 years	2	892
6 to 11 years	84	5,558
12 to 17 years	60	4,651
18 to 64 years	371	30,568
65 to 74 years	12	2,730
75 years and over	4	3,391
Income in 1999 at or above poverty level:	1,960	514,395
Under 5 years	83	27,297
5 years	22	6,170
6 to 11 years	122	43,077
12 to 17 years	267	45,666
18 to 64 years	1,407	325,960
65 to 74 years	46	37,054
75 years and over	13	29,171

Source: Data Set: Census 2000 Summary File 3 (SF 3) - Sample Data -- P159C. POVERTY STATUS IN 1999 BY AGE (AMERICAN INDIAN AND ALASKA NATIVE ALONE) [17] - Universe: American Indian and Alaska Native alone population for whom poverty status is determined;P159I. POVERTY STATUS IN 1999 BY AGE (WHITE ALONE, NOT HISPANIC OR LATINO) [17] - Universe: White alone, not Hispanic or Latino population for whom poverty status is determined.

MEDIAN EARNINGS IN 1999

Source data for Chart 10

	American Indian Vermont	White, Not Hispanic Vermont
Median earnings in 1999 --		
Worked full-time, year-round in 1999 --		
Total	\$ 21,771	\$ 29,812
Male	\$ 21,875	\$ 32,537
Female	\$ 21,500	\$ 25,404
Other --		
Total	\$ 6,860	\$ 9,278
Male	\$ 9,352	\$ 10,110
Female	\$ 5,636	\$ 8,829

Source: Data Set: Census 2000 Summary File 3 (SF 3) - Sample Data -- PCT74C. MEDIAN EARNINGS IN 1999 (DOLLARS) BY WORK EXPERIENCE IN 1999 BY SEX FOR THE POPULATION 16 YEARS AND OVER WITH EARNINGS (AMERICAN INDIAN AND ALASKA NATIVE ALONE) [6] - Universe: American Indian and Alaska Native alone population 16 years and over with earnings in 1999; PCT74I. MEDIAN EARNINGS IN 1999 (DOLLARS) BY WORK EXPERIENCE IN 1999 BY SEX FOR THE POPULATION 16 YEARS AND OVER WITH EARNINGS (WHITE ALONE, NOT HISPANIC OR LATINO) [6] - Universe: White alone, not Hispanic or Latino population 16 years and over with earnings in 1999

TENURE BY RACE OF HOUSEHOLDER

Source data for Chart 11

	Vermont
Total:	240,634
Owner occupied:	169,777
Householder who is White alone	166,940
Householder who is Black or African American alone	260
Householder who is American Indian and Alaska Native alone	540
Householder who is Asian alone	500
Householder who is Native Hawaiian and Other Pacific Islander alone	20
Householder who is Some other race alone	133
Householder who is Two or more races	1,384
Renter occupied:	70,857
Householder who is White alone	67,703
Householder who is Black or African American alone	606
Householder who is American Indian and Alaska Native alone	527
Householder who is Asian alone	685
Householder who is Native Hawaiian and Other Pacific Islander alone	25
Householder who is Some other race alone	190
Householder who is Two or more races	1,121

White alone, not Hispanic

White, Not Hispanic

		Vermont
Total:		233,486
Owner occupied		166,256
Renter occupied		67,230

Source: Data Set: Census 2000 Summary File 3 (SF 3) - Sample Data -- H11. TENURE BY RACE OF HOUSEHOLDER [17] - Universe: Occupied housing units; H13. TENURE (WHITE ALONE, NOT HISPANIC OR LATINO HOUSEHOLDER) [3] - Universe: Occupied housing units with a householder who is White alone, not Hispanic or Latino.

OCCUPANTS PER ROOM

Source data for Chart 12

	American Indian Vermont	White, Not Hispanic Vermont
Total:	1,067	233,486
1.00 or less occupants per room	1,040	230,369
1.01 or more occupants per room	27	3,117

Source: Data Set: Census 2000 Summary File 3 (SF 3) - Sample Data -- HCT29C. OCCUPANTS PER ROOM (AMERICAN INDIAN AND ALASKA NATIVE ALONE HOUSEHOLDER) [3] - Universe: Occupied housing units with a householder who is American Indian and Alaska Native alone; HCT29I. OCCUPANTS PER ROOM (WHITE ALONE, NOT HISPANIC OR LATINO HOUSEHOLDER) [3] - Universe: Occupied housing units with a householder who is White alone, not Hispanic or Latino

TELEPHONE SERVICE AVAILABLE

Source data for Chart 13

	American Indian Vermont	White, Not Hispanic Vermont
Total:	1,067	233,486
With telephone service available	1,006	230,093
No telephone service available	61	3,393

Source: Data Set: Census 2000 Summary File 3 (SF 3) - Sample Data -- HCT32C. TELEPHONE SERVICE AVAILABLE (AMERICAN INDIAN AND ALASKA NATIVE ALONE HOUSEHOLDER) [3] - Universe: Occupied housing units with a householder who is American Indian and Alaska Native alone; HCT32I. TELEPHONE SERVICE AVAILABLE (WHITE ALONE, NOT HISPANIC OR LATINO HOUSEHOLDER) [3] - Universe: Occupied housing units with a householder who is White alone, not Hispanic or Latino

VEHICLES AVAILABLE

Source data for Chart 14

	American Indian Vermont	White, Not Hispanic Vermont
Total:	1,067	233,486
No vehicle available	138	15,665
1 or more vehicles available	929	217,821

Source: Data Set: Census 2000 Summary File 3 (SF 3) - Sample Data -- HCT33C. VEHICLES AVAILABLE (AMERICAN INDIAN AND ALASKA NATIVE ALONE HOUSEHOLDER) [3] - Universe: Occupied housing units with a householder who is American Indian and Alaska Native alone;; HCT33I. VEHICLES AVAILABLE (WHITE ALONE, NOT HISPANIC OR LATINO HOUSEHOLDER) [3] - Universe: Occupied housing units with a householder who is White alone, not Hispanic or Latino

PLUMBING FACILITIES

Source data for Chart 15

	American Indian Vermont	White, Not Hispanic Vermont
Total:	1,067	233,486
Complete plumbing facilities	1,035	230,093
Lacking complete plumbing facilities	32	3,393

Source: Data Set: Census 2000 Summary File 3 (SF 3) - Sample Data -- HCT34C. PLUMBING FACILITIES (AMERICAN INDIAN AND ALASKA NATIVE ALONE HOUSEHOLDER) [3] - Universe: Occupied housing units with a householder who is American Indian and Alaska Native alone; HCT34I. PLUMBING FACILITIES (WHITE ALONE, NOT HISPANIC OR LATINO HOUSEHOLDER) [3] - Universe: Occupied housing units with a householder who is White alone, not Hispanic or Latino.

GROSS RENT AS A PERCENTAGE OF HOUSEHOLD INCOME IN 1999

Source data for Chart 16

	American Indian Vermont	White, Not Hispanic Vermont
Total:	496	63,692
Less than 10 percent	11	3,133
10 to 14 percent	27	7,093
15 to 19 percent	37	8,859
20 to 24 percent	59	8,845
25 to 29 percent	43	7,755
30 to 34 percent	40	5,096
35 to 39 percent	37	3,391
40 to 49 percent	27	4,235
50 percent or more	175	10,898
Not computed	40	4,387

Source: Data Set: Census 2000 Summary File 3 (SF 3) - Sample Data -- HCT39C. GROSS RENT AS A PERCENTAGE OF HOUSEHOLD INCOME IN 1999 (AMERICAN INDIAN AND ALASKA NATIVE ALONE HOUSEHOLDER) [11] - Universe: Specified renter-occupied housing units with a householder who is American Indian and Alaska Native alone; HCT39I. GROSS RENT AS A PERCENTAGE OF HOUSEHOLD INCOME IN 1999 (WHITE ALONE, NOT HISPANIC OR LATINO HOUSEHOLDER) [11] - Universe: Specified renter-occupied housing units with a householder who is White alone, not Hispanic or Latino.

MEDIAN GROSS RENT

Source data for Chart 17

	American Indian	White, Not Hispanic
	Vermont	Vermont
Median gross rent	\$ 530	\$ 551

Source: Data Set: Census 2000 Summary File 3 (SF 3) - Sample Data -- HCT37C. MEDIAN GROSS RENT (DOLLARS) (AMERICAN INDIAN AND ALASKA NATIVE ALONE HOUSEHOLDER) [1] - Universe: Specified renter-occupied housing units paying cash rent with a householder who is American Indian and Alaska Native alone; HCT37I. MEDIAN GROSS RENT (DOLLARS) (WHITE ALONE, NOT HISPANIC OR LATINO HOUSEHOLDER) [1] - Universe: Specified renter-occupied housing units paying cash rent with a householder who is White alone, not Hispanic or Latino

MEDIAN HOME VALUE

Source data for Chart 18

	American Indian	White, Not Hispanic
	Vermont	Vermont
Median value	\$ 91,400	\$ 111,500

Source: Data Set: Census 2000 Summary File 3 (SF 3) - Sample Data -- HCT42C. MEDIAN VALUE (DOLLARS) (AMERICAN INDIAN AND ALASKA NATIVE ALONE HOUSEHOLDER) [1] - Universe: Specified owner-occupied housing units with a householder who is American Indian and Alaska Native alone; HCT42I. MEDIAN VALUE (DOLLARS) (WHITE ALONE, NOT HISPANIC OR LATINO HOUSEHOLDER) [1] - Universe: Specified owner-occupied housing units with a householder who is White alone, not Hispanic or Latino