

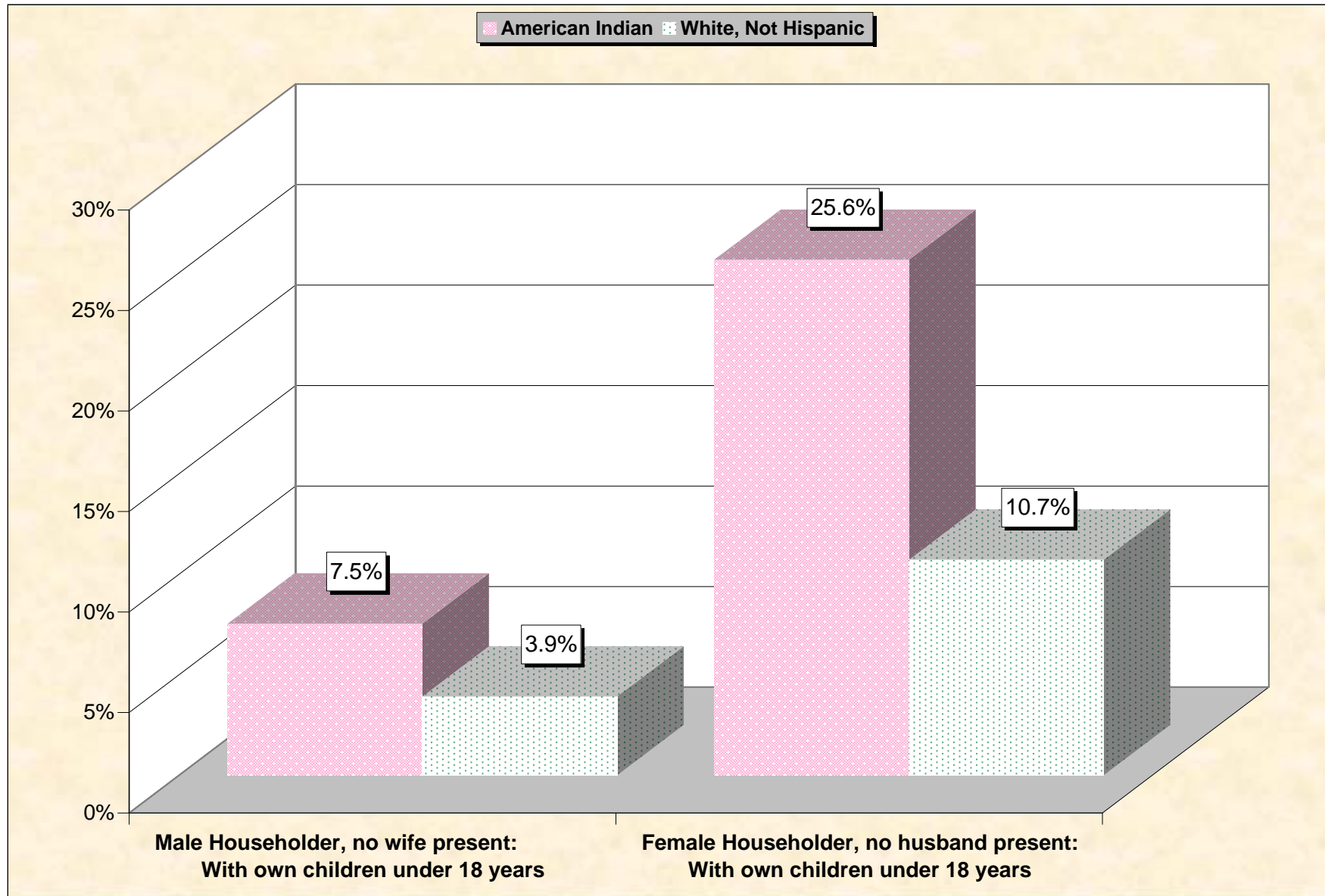
Selected Socio-Economic Data

Maine

American Indian/Alaska Native and White, Not Hispanic

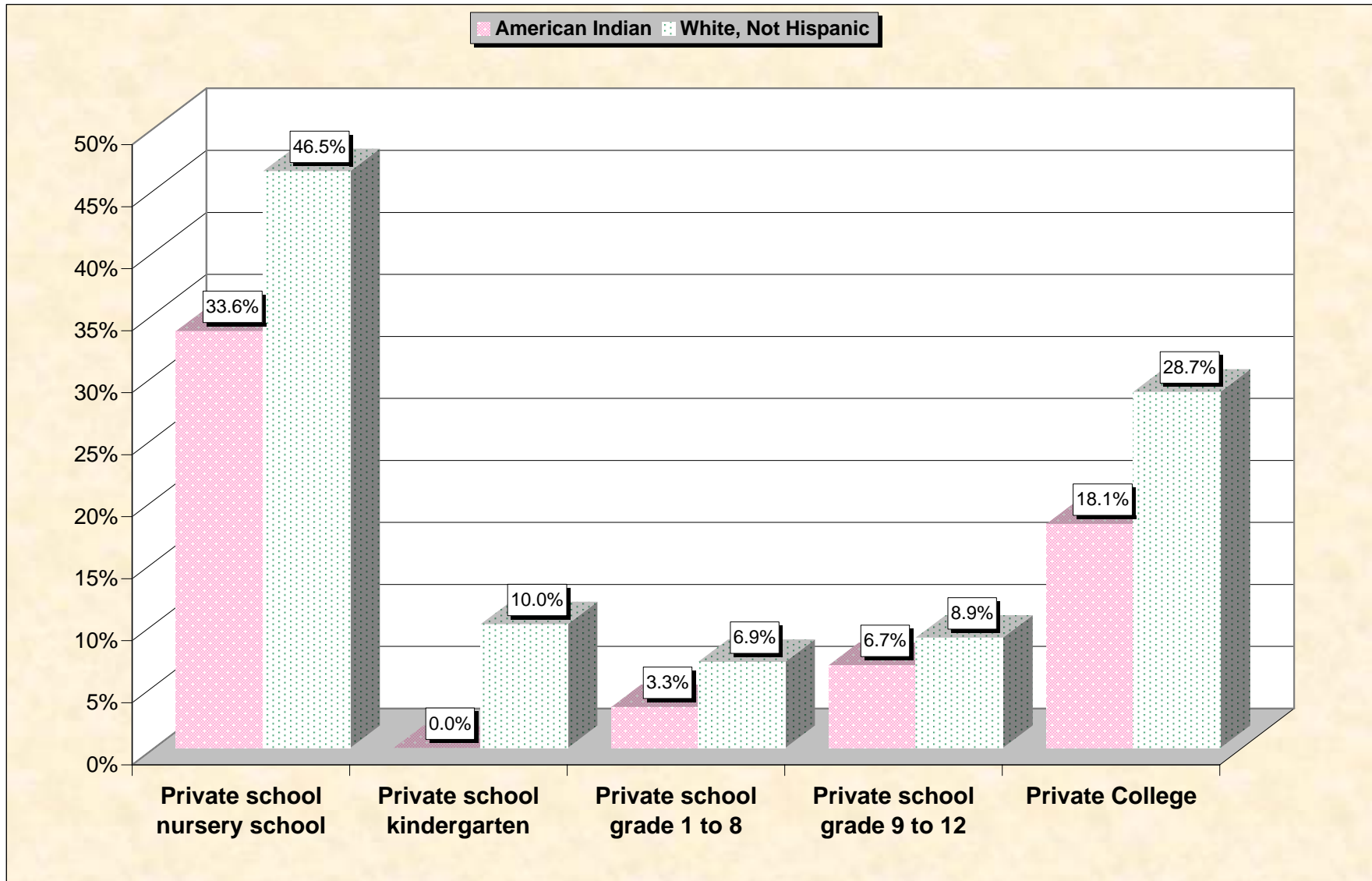
Data Set: Census 2000 Summary File 3 (SF 3) - Sample Data

Chart 1 -- Single-Parent Family Households (Householder 15 to 64 years) Maine



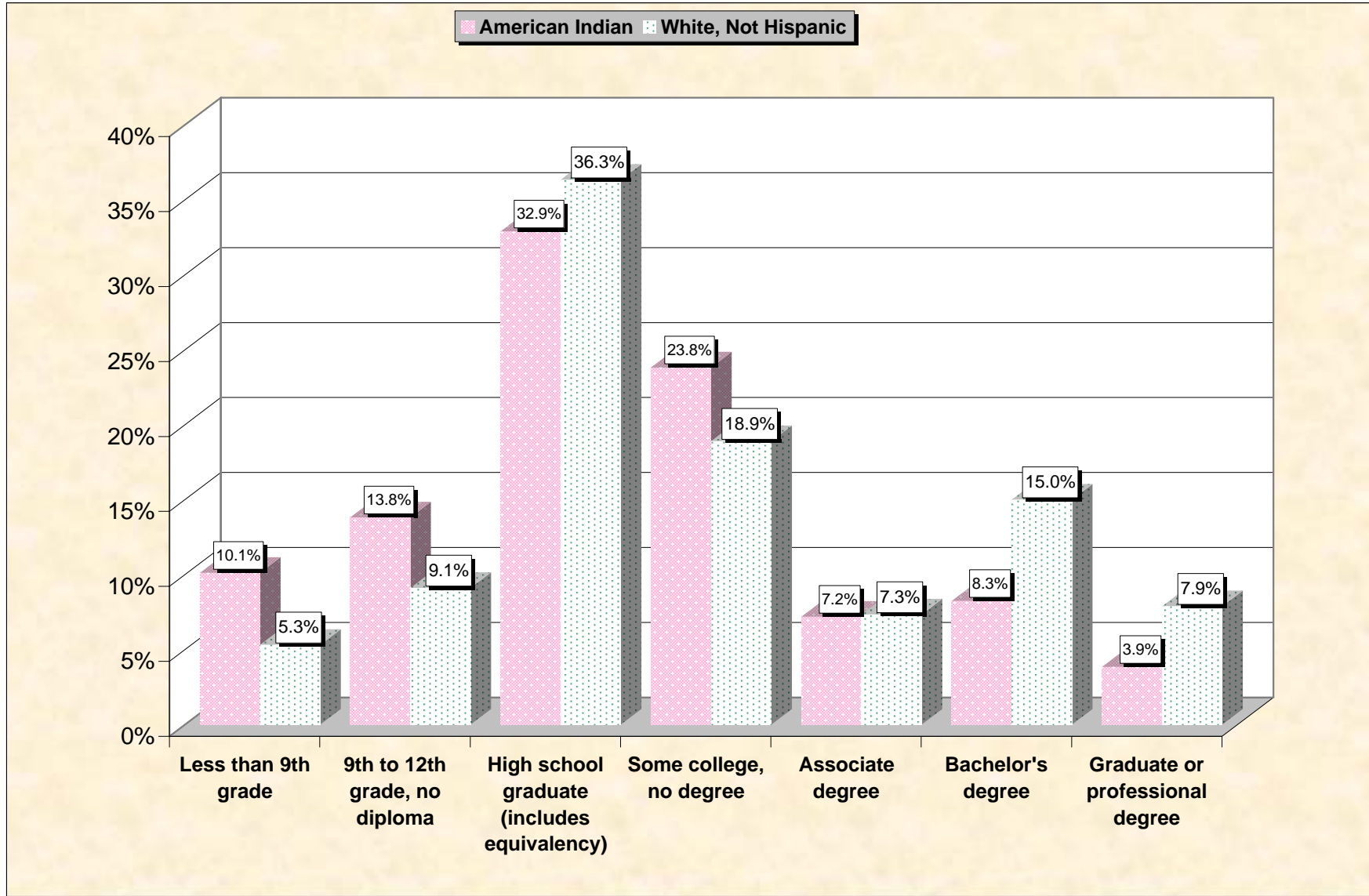
Source: Data Set: Census 2000 Summary File 3 (SF 3) - Sample Data - P146C. HOUSEHOLDS BY AGE OF HOUSEHOLDER BY HOUSEHOLD TYPE (INCLUDING LIVING ALONE) BY PRESENCE OF OWN CHILDREN UNDER 18 YEARS (AMERICAN INDIAN AND ALASKA NATIVE ALONE HOUSEHOLDER) [31] - Universe: Households with a householder who is American Indian and Alaska Native alone; P146I. HOUSEHOLDS BY AGE OF HOUSEHOLDER BY HOUSEHOLD TYPE (INCLUDING LIVING ALONE) BY PRESENCE OF OWN CHILDREN UNDER 18 YEARS (WHITE ALONE, NOT HISPANIC OR LATINO HOUSEHOLDER) [31] - Universe: Households with a householder who is White alone, not Hispanic or Latino.

Chart 2 -- Private School Enrollment (3 years and over) Maine



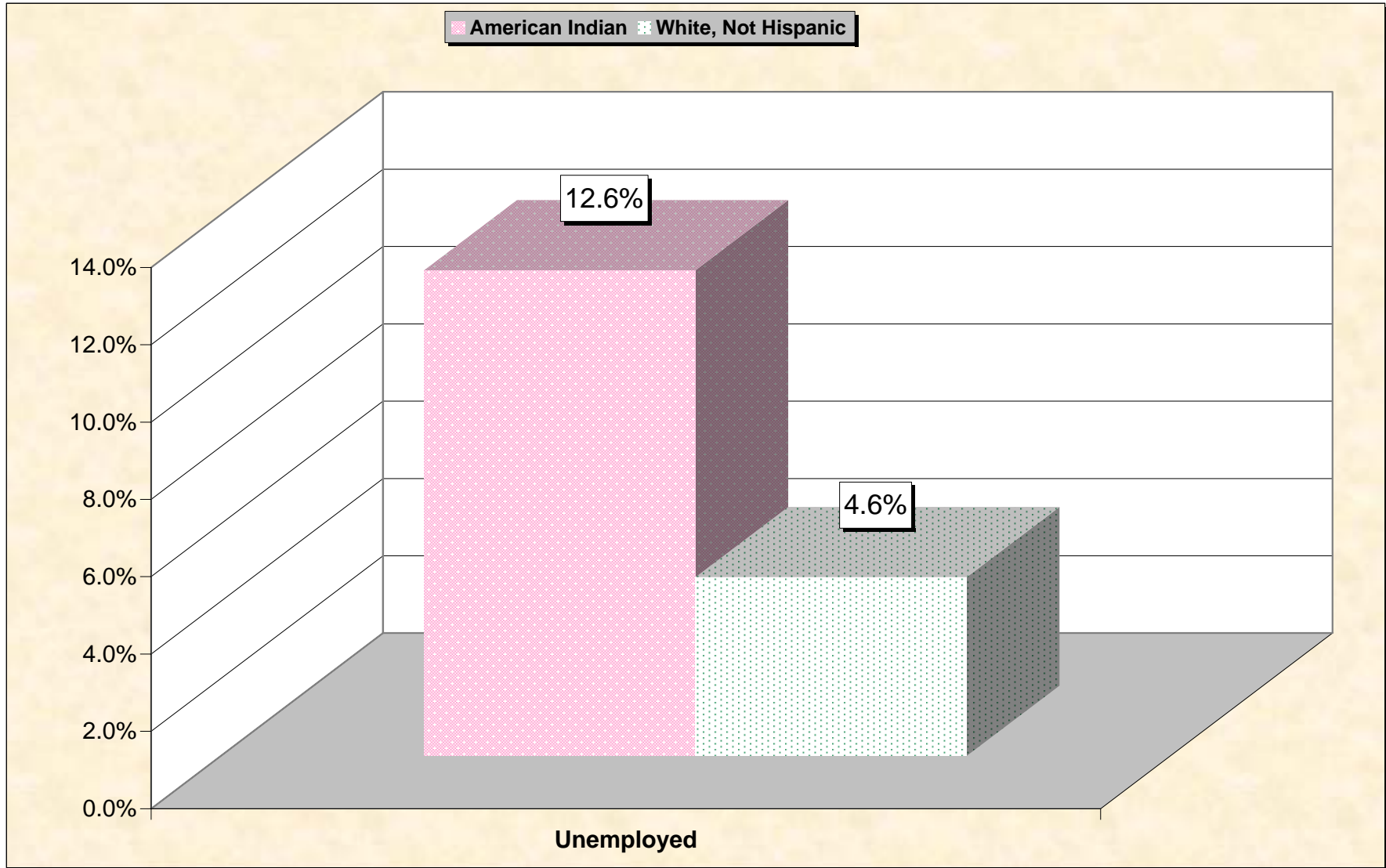
Source: Data Set: Census 2000 Summary File 3 (SF 3) - Sample Data -- P147C. SCHOOL ENROLLMENT BY LEVEL OF SCHOOL BY TYPE OF SCHOOL FOR THE POPULATION 3 YEARS AND OVER (AMERICAN INDIAN AND ALASKA NATIVE ALONE) [17] - Universe: American Indian and Alaska Native alone population 3 years and over; P147I. SCHOOL ENROLLMENT BY LEVEL OF SCHOOL BY TYPE OF SCHOOL FOR THE POPULATION 3 YEARS AND OVER (WHITE ALONE, NOT HISPANIC OR LATINO) [17] - Universe: White alone, not Hispanic or Latino population 3 years and over.

Chart 3 -- Educational Attainment (25 years and over) Maine



Source: Data Set: Census 2000 Summary File 3 (SF 3) - Sample Data -- P148C. SEX BY EDUCATIONAL ATTAINMENT FOR THE POPULATION 25 YEARS AND OVER (AMERICAN INDIAN AND ALASKA NATIVE ALONE) [17] - Universe: American Indian and Alaska Native alone population 25 years and over; P148I. SEX BY EDUCATIONAL ATTAINMENT FOR THE POPULATION 25 YEARS AND OVER (WHITE ALONE, NOT HISPANIC OR LATINO) [17] - Universe: White alone, not Hispanic or Latino population 25 years and over.

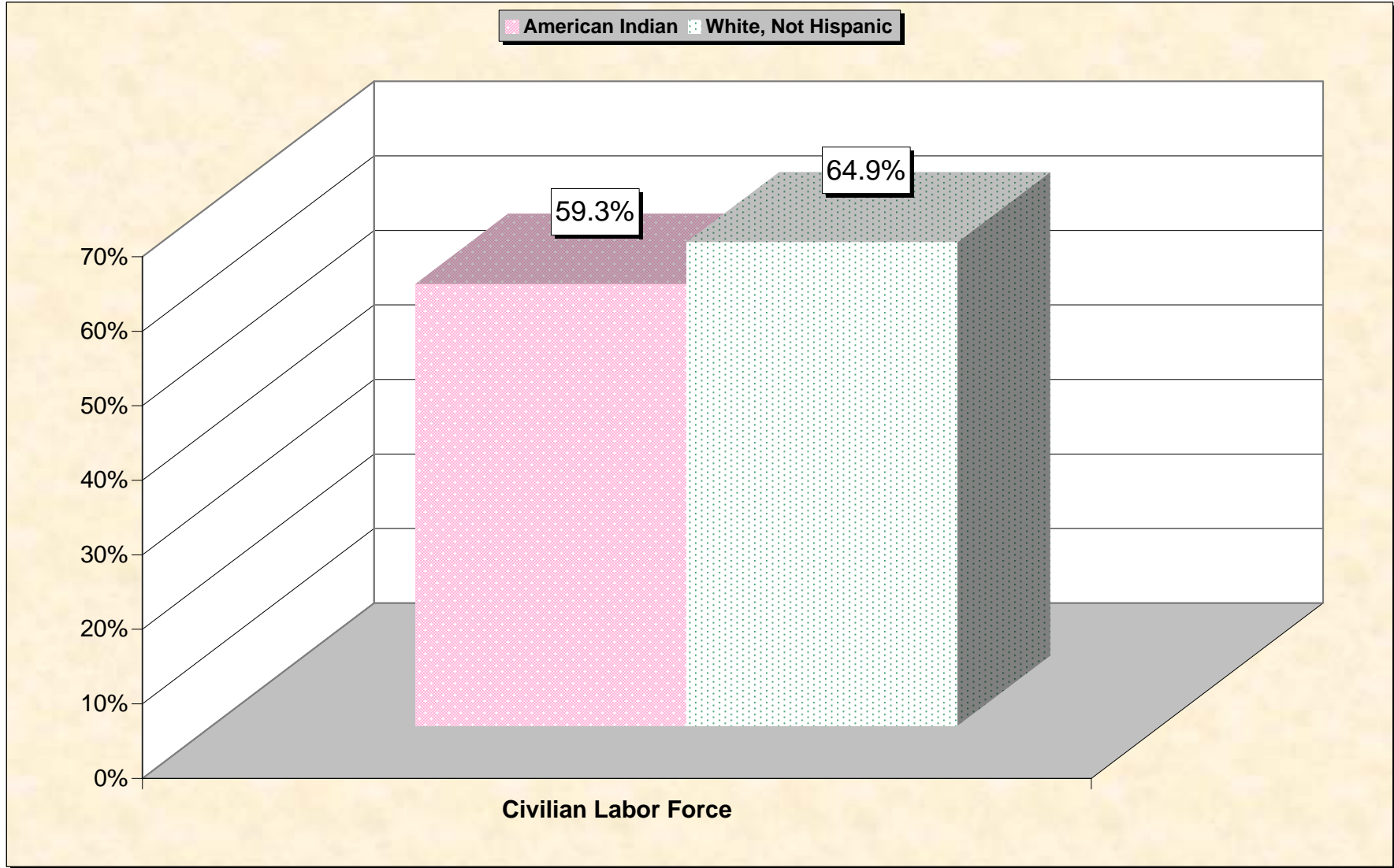
Chart 4 -- Unemployment Rate (Civilian Labor Force) Maine



Note: Unemployment rate is defined as a percentage of the civilian labor force.

Source: Data Set: Census 2000 Summary File 3 (SF 3) - Sample Data -- P150C. SEX BY EMPLOYMENT STATUS FOR THE POPULATION 16 YEARS AND OVER (AMERICAN INDIAN AND ALASKA NATIVE ALONE) [15] - Universe: American Indian and Alaska Native alone population 16 years and over; P150I. SEX BY EMPLOYMENT STATUS FOR THE POPULATION 16 YEARS AND OVER (WHITE ALONE, NOT HISPANIC OR LATINO) [15] - Universe: White alone, not Hispanic or Latino population 16 years and over

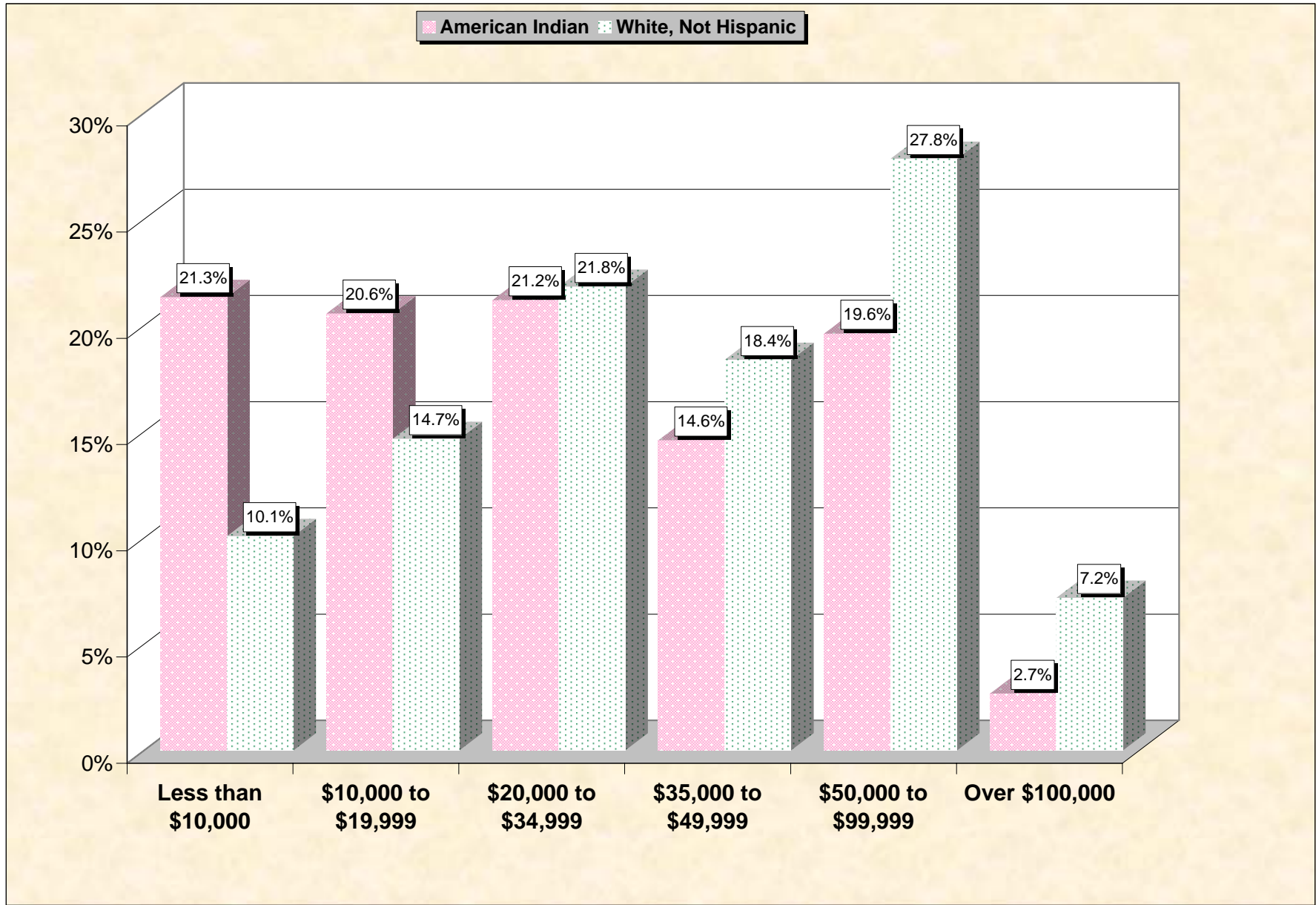
Chart 5 -- Labor Force Participation (Civilian Labor Force) Maine



Note: Labor force participation rate is defined as a percentage of the civilian population over 16.

Source: Data Set: Census 2000 Summary File 3 (SF 3) - Sample Data -- P150C. SEX BY EMPLOYMENT STATUS FOR THE POPULATION 16 YEARS AND OVER (AMERICAN INDIAN AND ALASKA NATIVE ALONE) [15] - Universe: American Indian and Alaska Native alone population 16 years and over; P150I. SEX BY EMPLOYMENT STATUS FOR THE POPULATION 16 YEARS AND OVER (WHITE ALONE, NOT HISPANIC OR LATINO) [15] - Universe: White alone, not Hispanic or Latino population 16 years and over

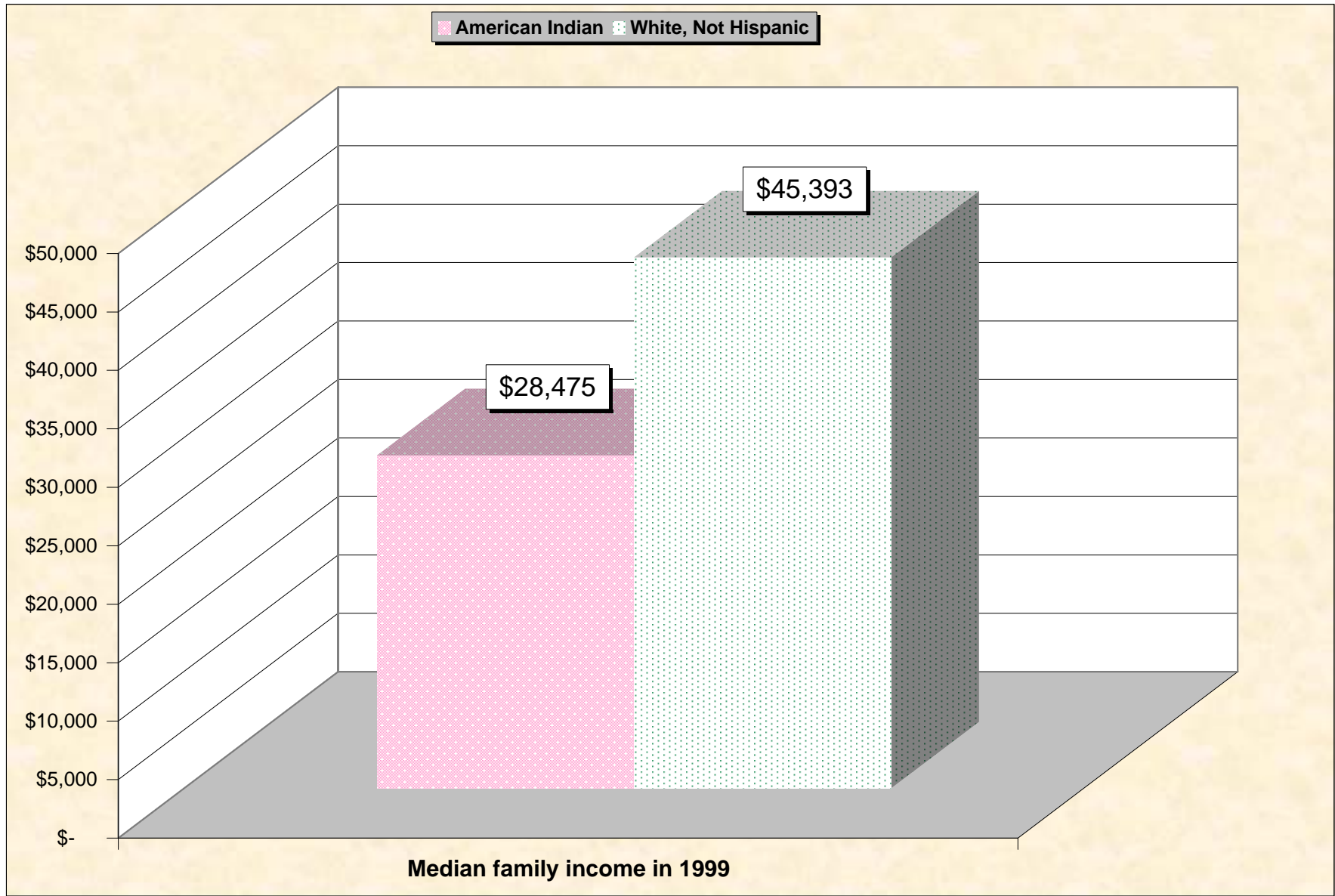
Chart 6 -- Household Income in 1999 Maine



Source: Data Set: Census 2000 Summary File 3 (SF 3) - Sample Data -- P151C. HOUSEHOLD INCOME IN 1999 (AMERICAN INDIAN AND ALASKA NATIVE ALONE HOUSEHOLDER) [17] - Universe: Households with a householder who is American Indian and Alaska Native alone; P151I. HOUSEHOLD INCOME IN 1999 (WHITE ALONE, NOT HISPANIC OR LATINO HOUSEHOLDER) [17] - Universe: Households with a householder who is White alone, not Hispanic or Latino

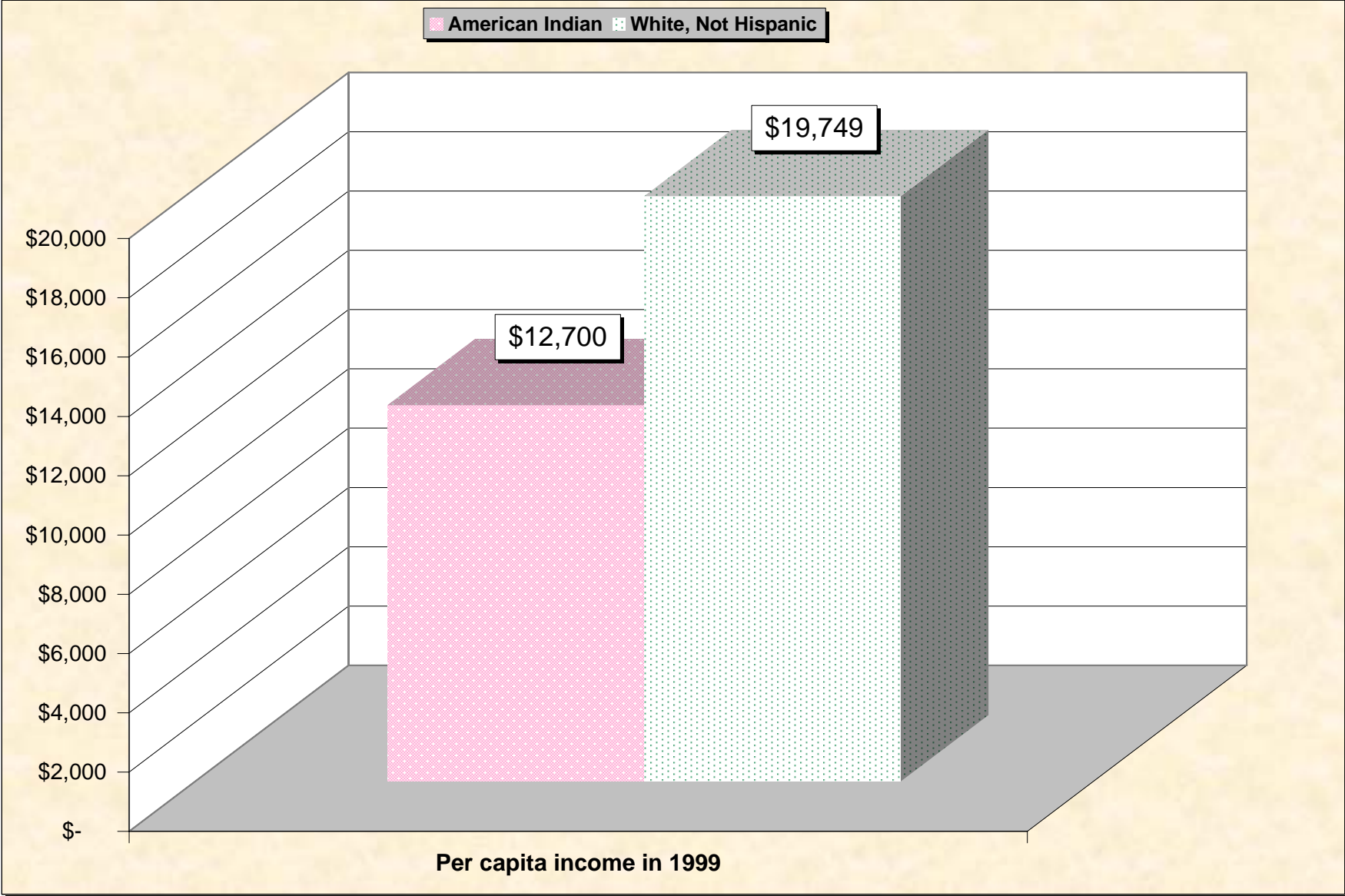
Chart 7 -- Median Family Income In 1999

Maine



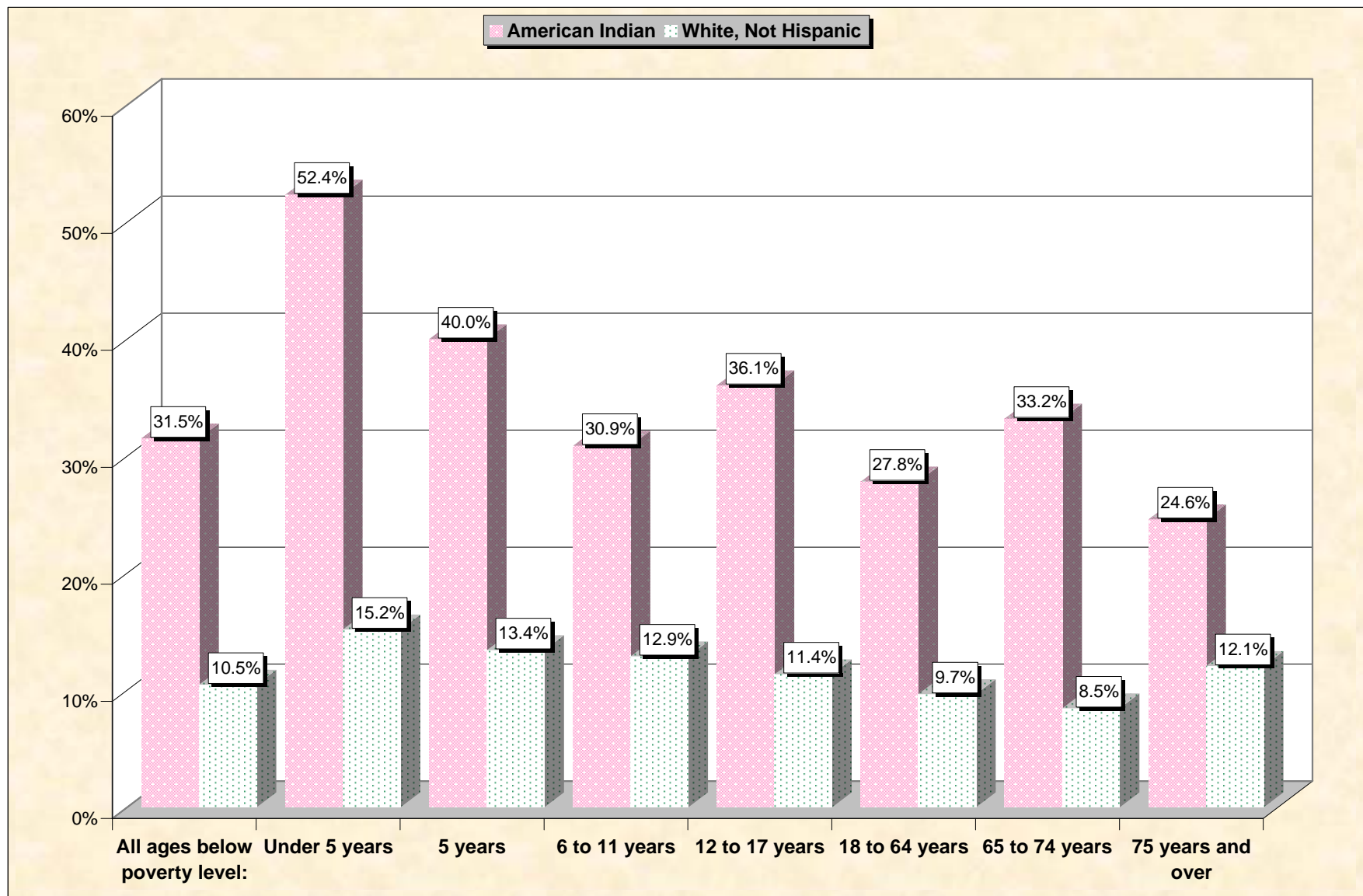
Source: Data Set: Census 2000 Summary File 3 (SF 3) - Sample Data -- P155C. MEDIAN FAMILY INCOME IN 1999 (DOLLARS) (AMERICAN INDIAN AND ALASKA NATIVE ALONE HOUSEHOLDER) [1] - Universe: Families with a householder who is American Indian and Alaska Native alone ; P155I. MEDIAN FAMILY INCOME IN 1999 (DOLLARS) (WHITE ALONE, NOT HISPANIC OR LATINO HOUSEHOLDER) [1] - Universe: Families with a householder who is White alone, not Hispanic or Latino

Chart 8 -- Per Capita Income In 1999 Maine



Source: Data Set: Census 2000 Summary File 3 (SF 3) - Sample Data -- P157C. PER CAPITA INCOME IN 1999 (DOLLARS) (AMERICAN INDIAN AND ALASKA NATIVE ALONE) [1] - Universe: American Indian and Alaska Native alone population; P157I. PER CAPITA INCOME IN 1999 (DOLLARS) (WHITE ALONE, NOT HISPANIC OR LATINO) [1] - Universe: White alone, not Hispanic or Latino population

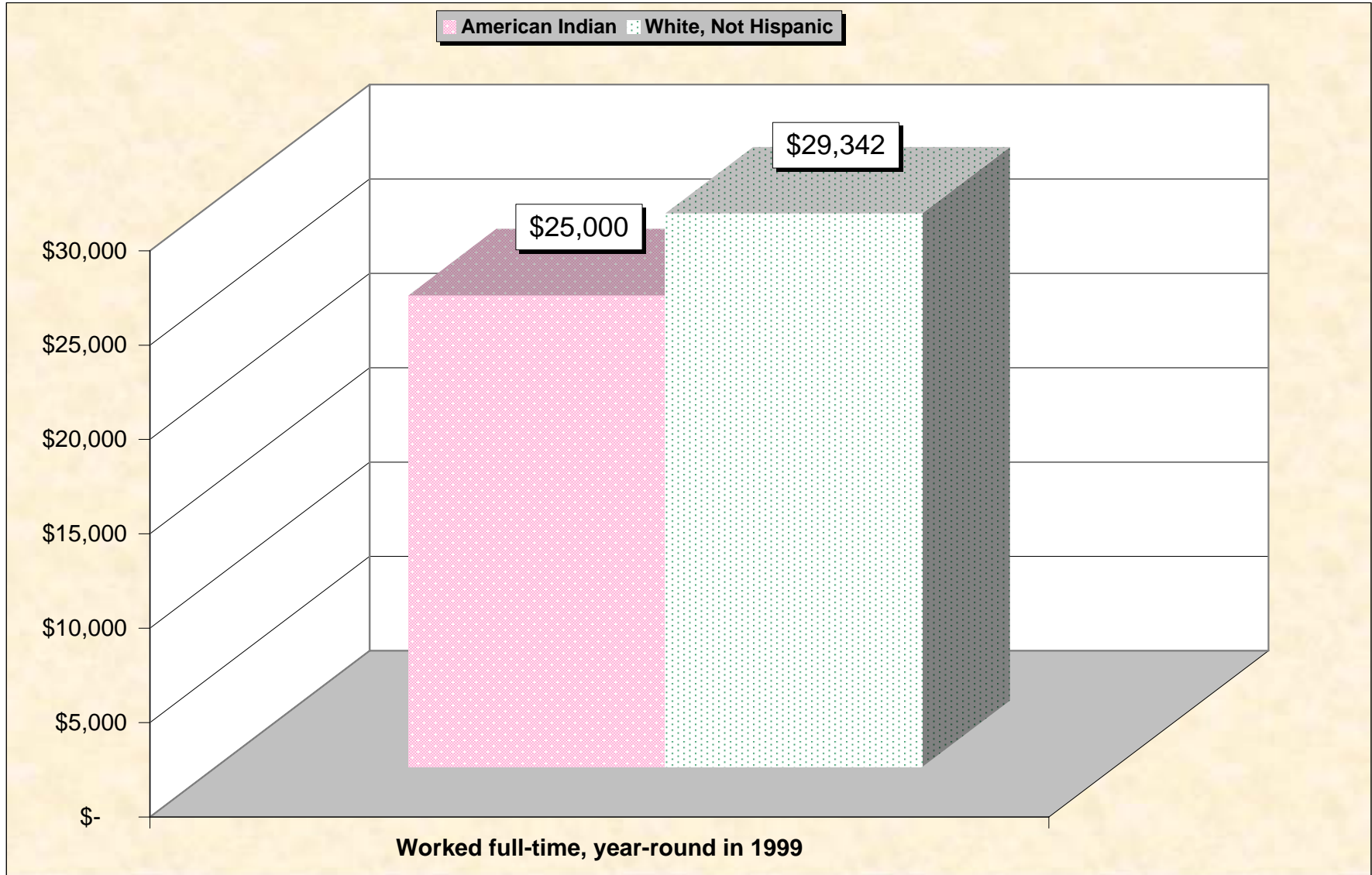
Chart 9 -- Income in 1999 Below Poverty Level by Age Maine



Source: Data Set: Census 2000 Summary File 3 (SF 3) - Sample Data -- P159C. POVERTY STATUS IN 1999 BY AGE (AMERICAN INDIAN AND ALASKA NATIVE ALONE) [17] - Universe: American Indian and Alaska Native alone population for whom poverty status is determined; P159I. POVERTY STATUS IN 1999 BY AGE (WHITE ALONE, NOT HISPANIC OR LATINO) [17] - Universe: White alone, not Hispanic or Latino population for whom poverty status is determined.

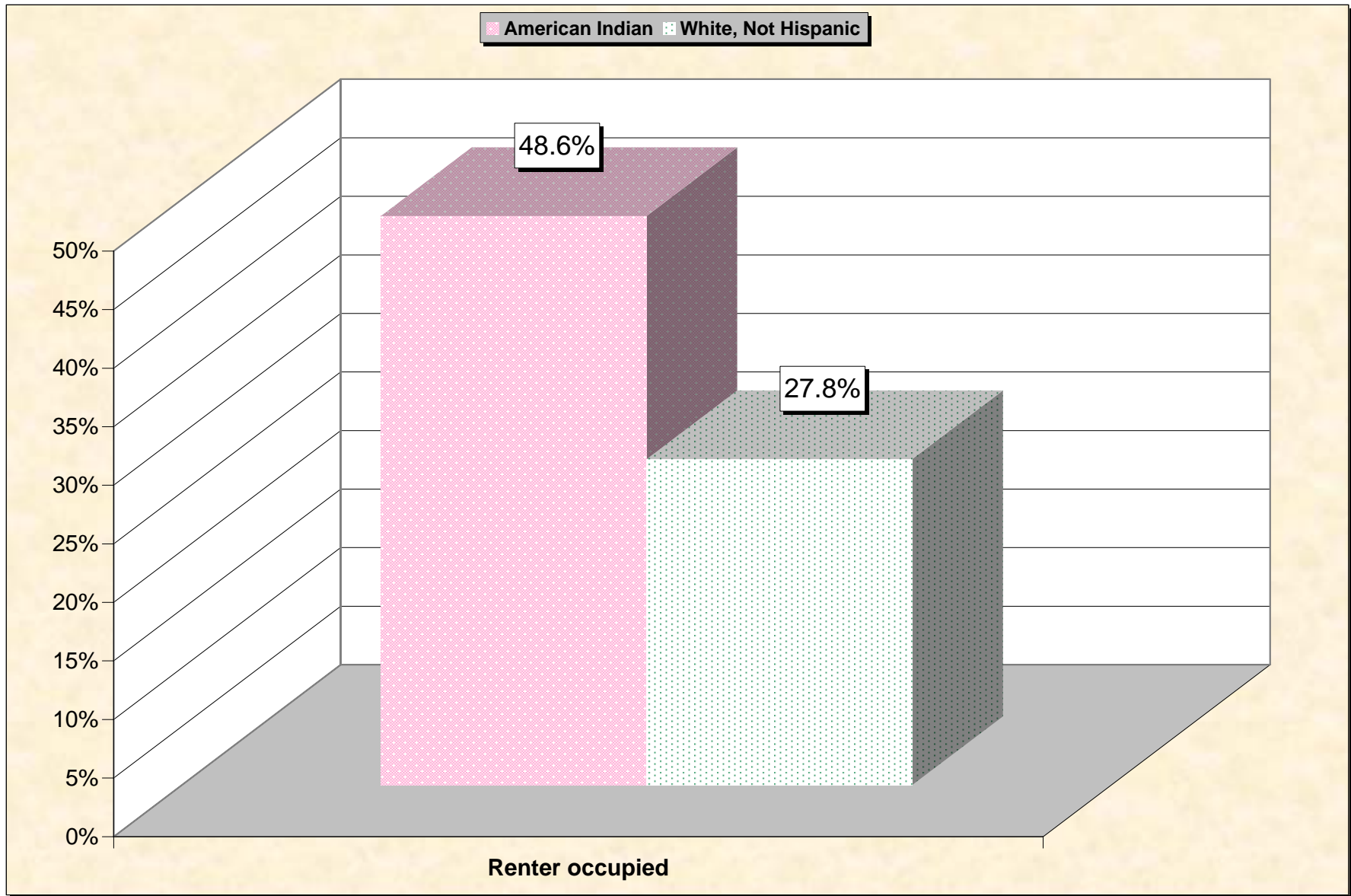
Chart 10 -- Median Earnings in 1999

Maine



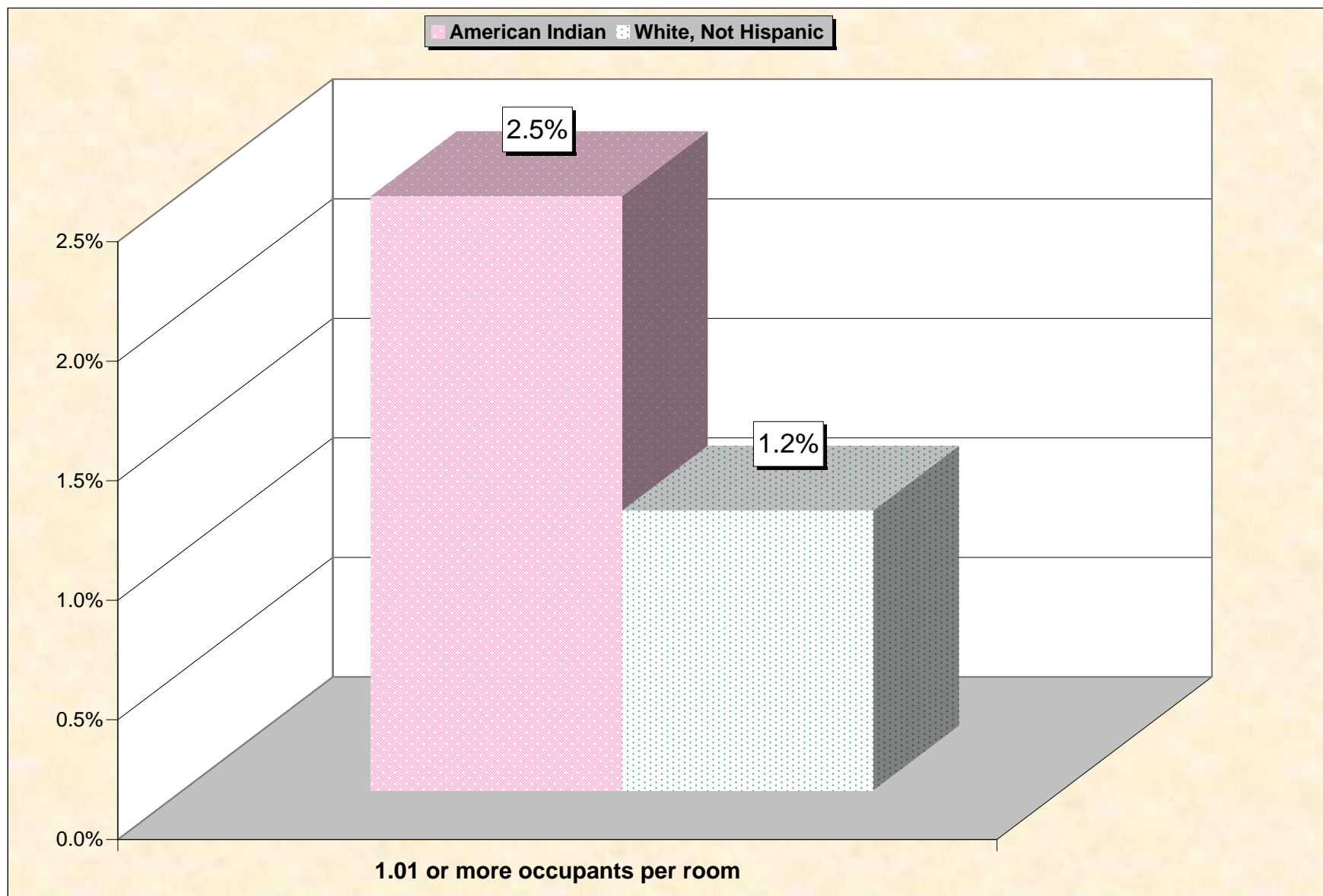
Source: Data Set: Census 2000 Summary File 3 (SF 3) - Sample Data -- PCT74C. MEDIAN EARNINGS IN 1999 (DOLLARS) BY WORK EXPERIENCE IN 1999 BY SEX FOR THE POPULATION 16 YEARS AND OVER WITH EARNINGS (AMERICAN INDIAN AND ALASKA NATIVE ALONE) [6] - Universe: American Indian and Alaska Native alone population 16 years and over with earnings in 1999; PCT74I. MEDIAN EARNINGS IN 1999 (DOLLARS) BY WORK EXPERIENCE IN 1999 BY SEX FOR THE POPULATION 16 YEARS AND OVER WITH EARNINGS (WHITE ALONE, NOT HISPANIC OR LATINO) [6] - Universe: White alone, not Hispanic or Latino population 16 years and over with earnings in 1999

Chart 11 -- Renter-Occupied Housing Maine



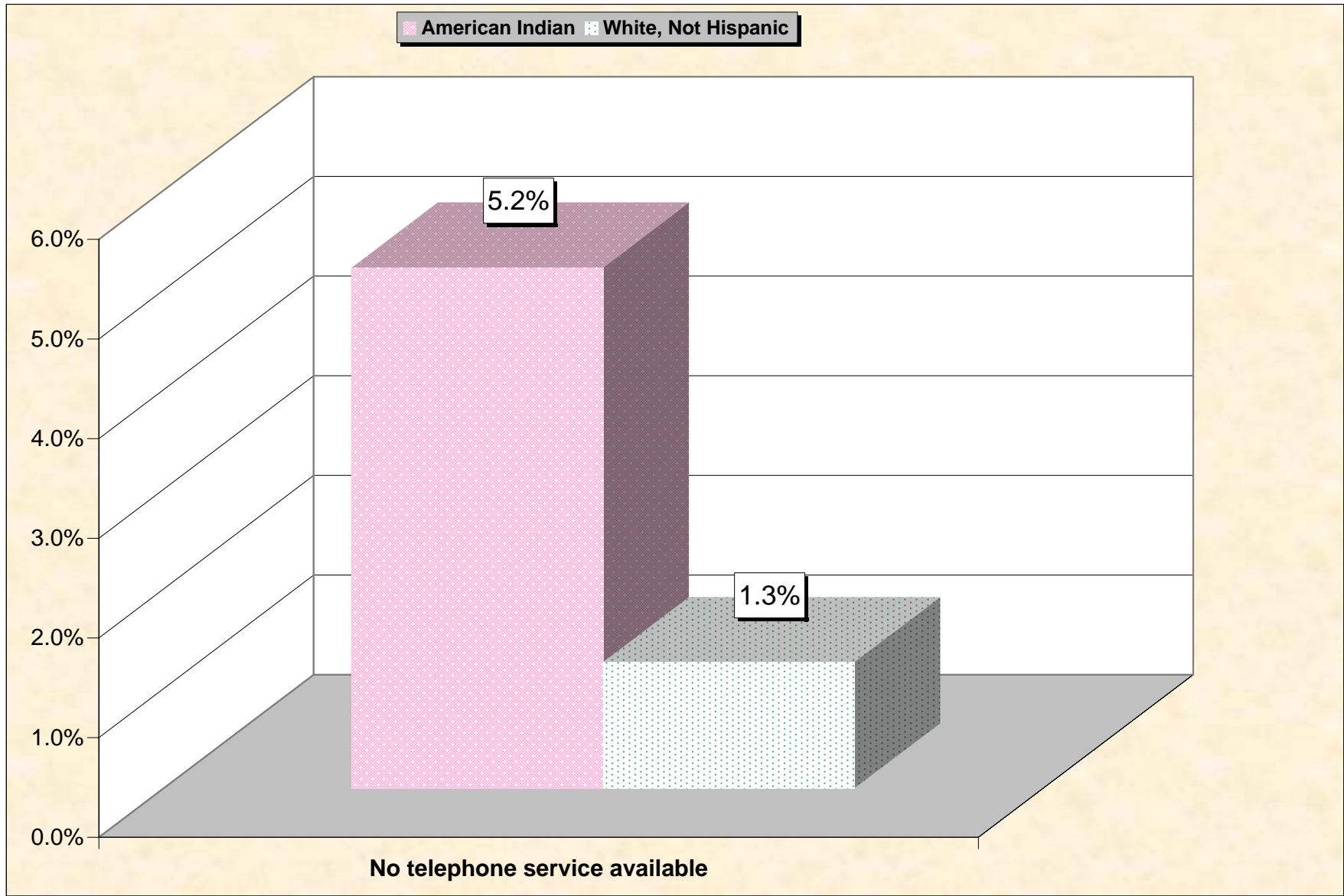
Source: Data Set: Census 2000 Summary File 3 (SF 3) - Sample Data -- H11. TENURE BY RACE OF HOUSEHOLDER [17] - Universe: Occupied housing units; H13. TENURE (WHITE ALONE, NOT HISPANIC OR LATINO HOUSEHOLDER) [3] - Universe: Occupied housing units with a householder who is White alone, not Hispanic or Latino.

Chart 12 -- Occupants Per Room (Crowding) by Household Maine



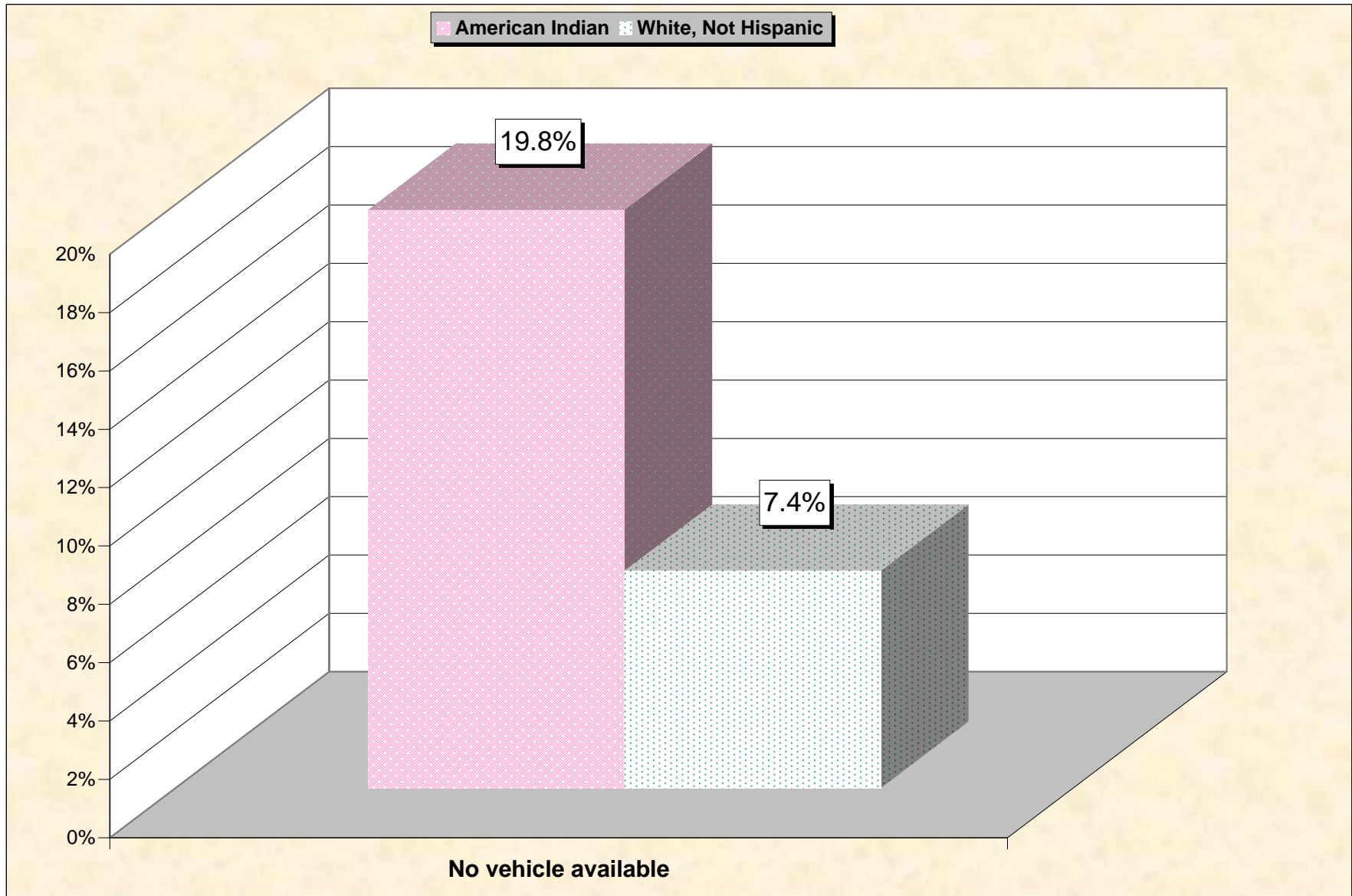
Source: Data Set: Census 2000 Summary File 3 (SF 3) - Sample Data -- HCT29C. OCCUPANTS PER ROOM (AMERICAN INDIAN AND ALASKA NATIVE ALONE HOUSEHOLDER) [3] - Universe: Occupied housing units with a householder who is American Indian and Alaska Native alone; HCT29I. OCCUPANTS PER ROOM (WHITE ALONE, NOT HISPANIC OR LATINO HOUSEHOLDER) [3] - Universe: Occupied housing units with a householder who is White alone, not Hispanic or Latino

Chart 13 -- Lack of Telephone Service by Household Maine



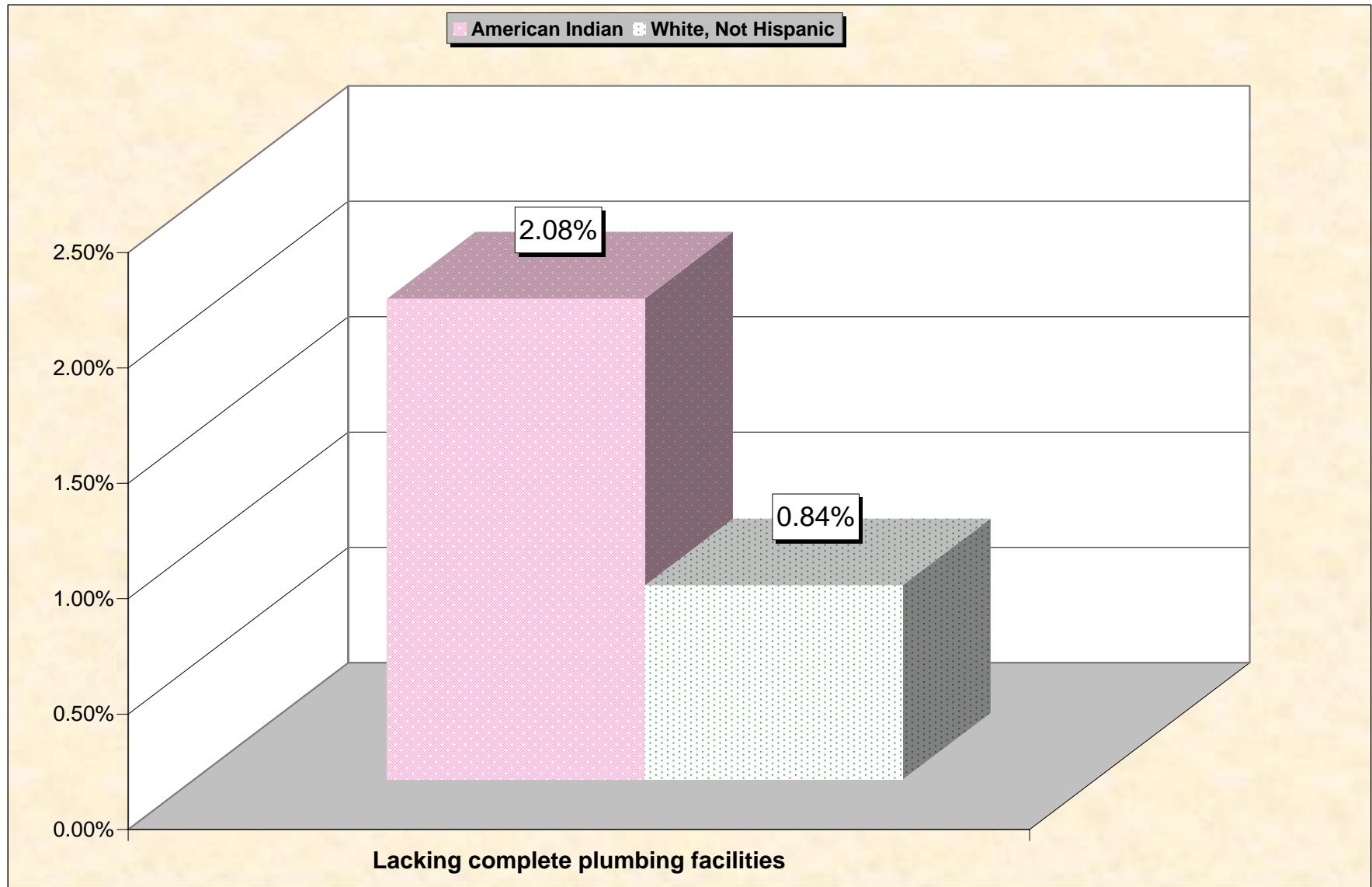
Source: Data Set: Census 2000 Summary File 3 (SF 3) - Sample Data -- HCT32C. TELEPHONE SERVICE AVAILABLE (AMERICAN INDIAN AND ALASKA NATIVE ALONE HOUSEHOLDER) [3] - Universe: Occupied housing units with a householder who is American Indian and Alaska Native alone; HCT32I. TELEPHONE SERVICE AVAILABLE (WHITE ALONE, NOT HISPANIC OR LATINO HOUSEHOLDER) [3] - Universe: Occupied housing units with a householder who is White alone, not Hispanic or Latino

Chart 14 -- Lack of Vehicle By Household Maine



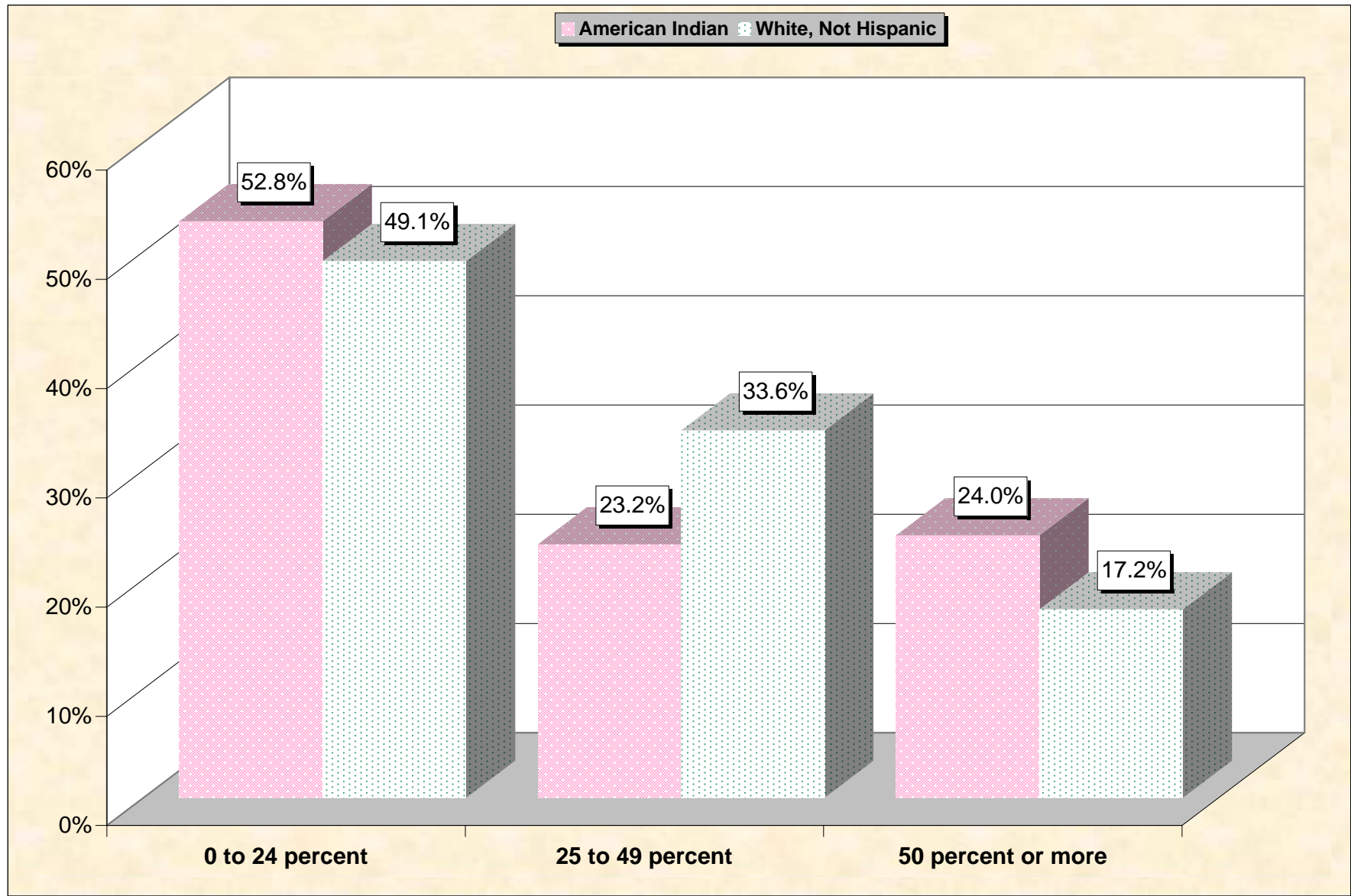
Source: Data Set: Census 2000 Summary File 3 (SF 3) - Sample Data -- HCT33C. VEHICLES AVAILABLE (AMERICAN INDIAN AND ALASKA NATIVE ALONE HOUSEHOLDER) [3] - Universe: Occupied housing units with a householder who is American Indian and Alaska Native alone;; HCT33I. VEHICLES AVAILABLE (WHITE ALONE, NOT HISPANIC OR LATINO HOUSEHOLDER) [3] - Universe: Occupied housing units with a householder who is White alone, not Hispanic or Latino

Chart 15 -- Lack of Plumbing By Household Maine



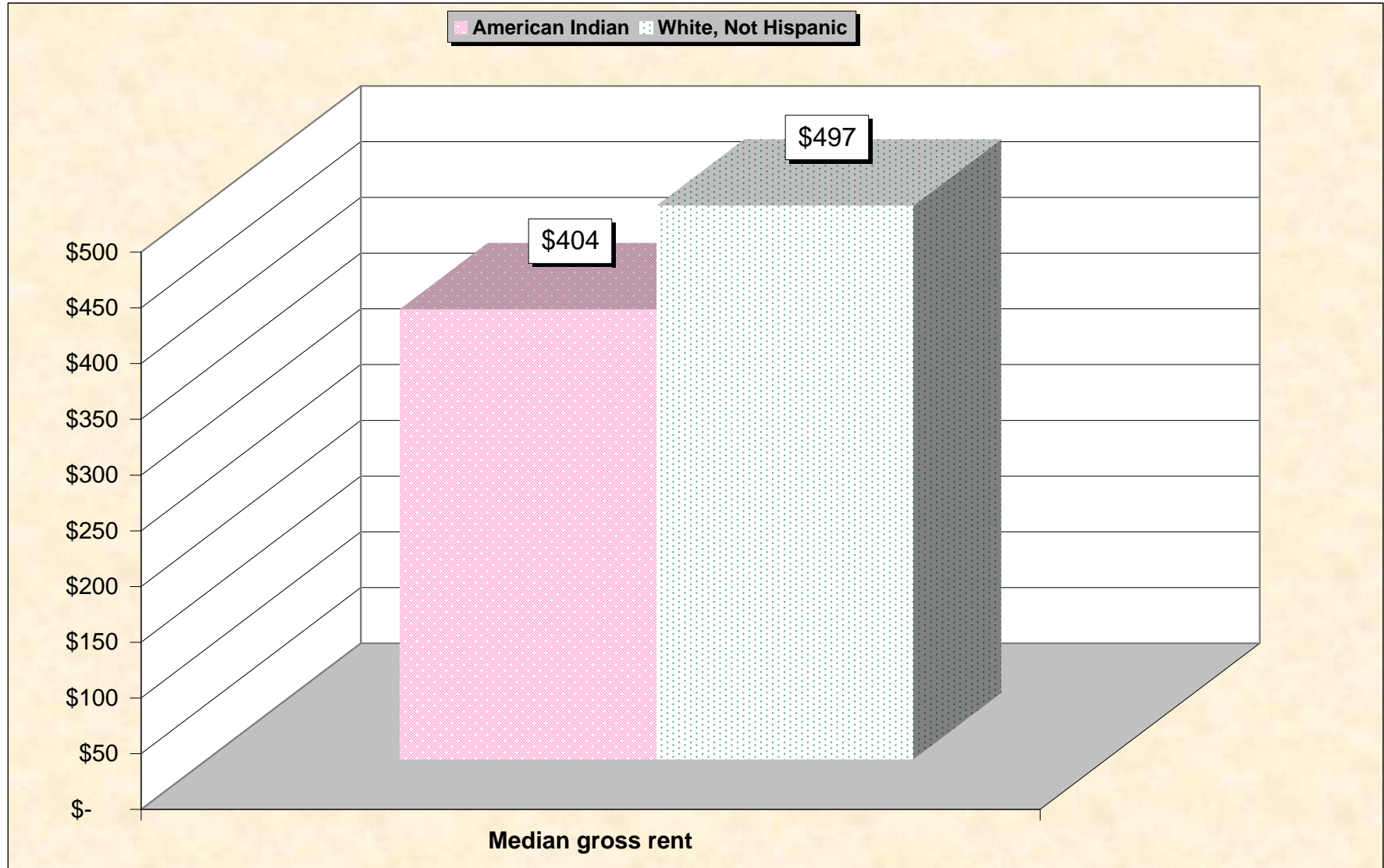
Source: Data Set: Census 2000 Summary File 3 (SF 3) - Sample Data -- HCT34C. PLUMBING FACILITIES (AMERICAN INDIAN AND ALASKA NATIVE ALONE HOUSEHOLDER) [3] - Universe: Occupied housing units with a householder who is American Indian and Alaska Native alone; HCT34I. PLUMBING FACILITIES (WHITE ALONE, NOT HISPANIC OR LATINO HOUSEHOLDER) [3] - Universe: Occupied housing units with a householder who is White alone, not Hispanic or Latino.

Chart 16 -- Gross Rent as a Percentage of Household Income in 1999 Maine



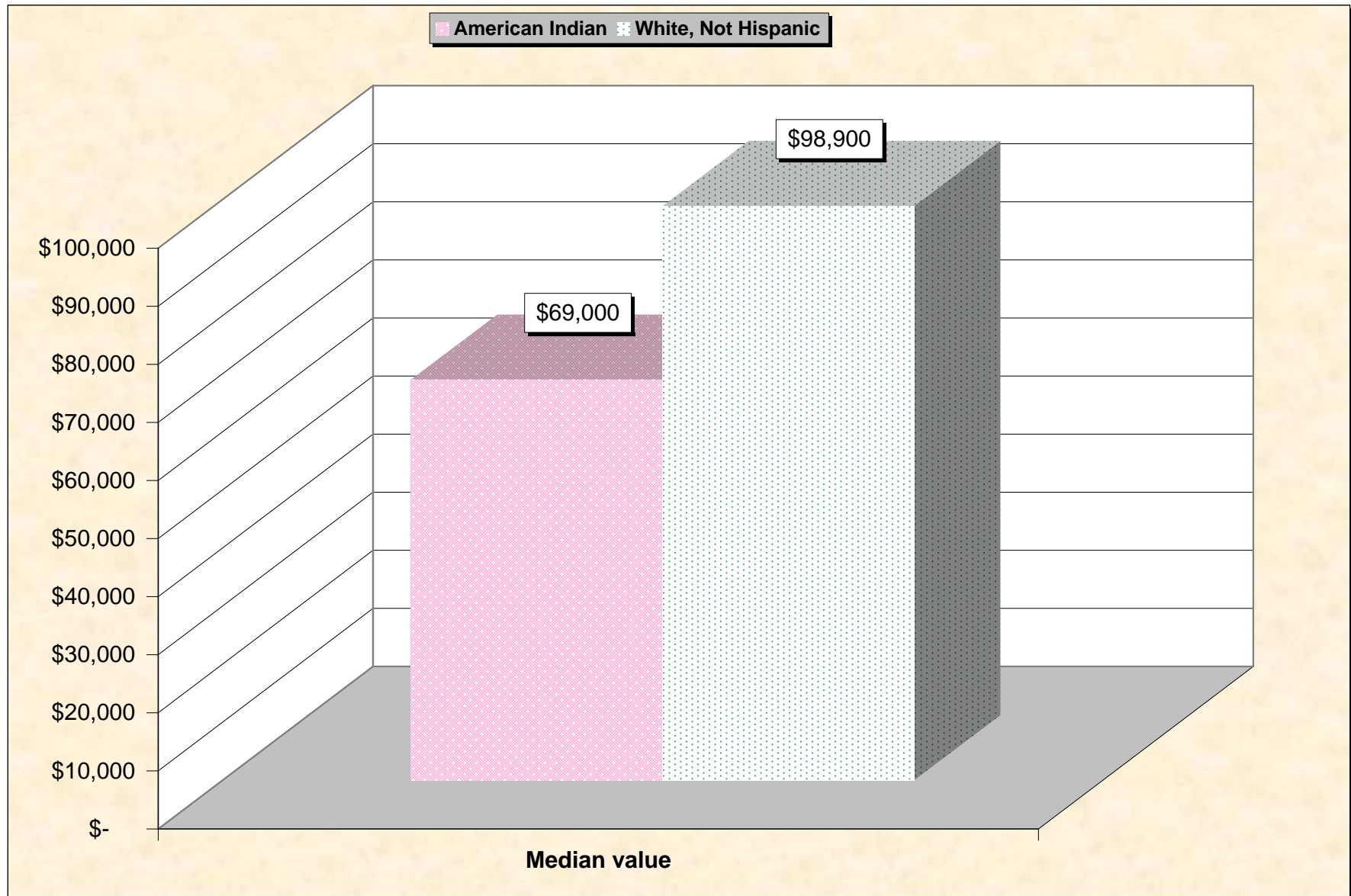
Source: Data Set: Census 2000 Summary File 3 (SF 3) - Sample Data -- HCT39C. GROSS RENT AS A PERCENTAGE OF HOUSEHOLD INCOME IN 1999 (AMERICAN INDIAN AND ALASKA NATIVE ALONE HOUSEHOLDER) [11] - Universe: Specified renter-occupied housing units with a householder who is American Indian and Alaska Native alone; HCT39I. GROSS RENT AS A PERCENTAGE OF HOUSEHOLD INCOME IN 1999 (WHITE ALONE, NOT HISPANIC OR LATINO HOUSEHOLDER) [11] - Universe: Specified renter-occupied housing units with a householder who is White alone, not Hispanic or Latino.

Chart 17 -- Median Gross Rent By Household Maine



Source: Data Set: Census 2000 Summary File 3 (SF 3) - Sample Data -- HCT37C. MEDIAN GROSS RENT (DOLLARS) (AMERICAN INDIAN AND ALASKA NATIVE ALONE HOUSEHOLDER) [1] - Universe: Specified renter-occupied housing units paying cash rent with a householder who is American Indian and Alaska Native alone; HCT371. MEDIAN GROSS RENT (DOLLARS) (WHITE ALONE, NOT HISPANIC OR LATINO HOUSEHOLDER) [1] - Universe: Specified renter-occupied housing units paying cash rent with a householder who is White alone, not Hispanic or Latino

Chart 18 -- Median Home Value By Household Maine



Source: Data Set: Census 2000 Summary File 3 (SF 3) - Sample Data -- HCT42C. MEDIAN VALUE (DOLLARS) (AMERICAN INDIAN AND ALASKA NATIVE ALONE HOUSEHOLDER) [1] - Universe: Specified owner-occupied housing units with a householder who is American Indian and Alaska Native alone; HCT42I. MEDIAN VALUE (DOLLARS) (WHITE ALONE, NOT HISPANIC OR LATINO HOUSEHOLDER) [1] - Universe: Specified owner-occupied housing units with a householder who is White alone, not Hispanic or Latino

HOUSEHOLDS BY AGE OF HOUSEHOLDER BY HOUSEHOLD TYPE (INCLUDING LIVING ALONE) BY PRESENCE OF OWN CHILDREN UNDER 18 YEARS

Source data for Chart 1

	American Indian Maine	White, Not Hispanic Maine
Total:	2,727	505,297
Householder 15 to 64 years:	2,455	388,025
Family households:	1,630	275,412
Married-couple family:	970	221,050
With own children under 18 years	617	113,039
No own children under 18 years	353	108,011
Other family:	660	54,362
Male householder, no wife present:	182	15,527
With own children under 18 years	123	10,791
No own children under 18 years	59	4,736
Female householder, no husband present:	478	38,835
With own children under 18 years	418	29,548
No own children under 18 years	60	9,287
Nonfamily households:	825	112,613
Householder living alone	568	80,657
Householder not living alone	257	31,956
Householder 65 years and over:	272	117,272
Family households:	119	58,550
Married-couple family:	65	50,262
With own children under 18 years	0	376
No own children under 18 years	65	49,886
Other family:	54	8,288
Male householder, no wife present:	31	1,841
With own children under 18 years	2	62
No own children under 18 years	29	1,779
Female householder, no husband present:	23	6,447
With own children under 18 years	0	11
No own children under 18 years	23	6,436
Nonfamily households:	153	58,722
Householder living alone	137	55,815
Householder not living alone	16	2,907

Source: Data Set: Census 2000 Summary File 3 (SF 3) - Sample Data - P146C. HOUSEHOLDS BY AGE OF HOUSEHOLDER BY HOUSEHOLD TYPE (INCLUDING LIVING ALONE) BY PRESENCE OF OWN CHILDREN UNDER 18 YEARS (AMERICAN INDIAN AND ALASKA NATIVE ALONE HOUSEHOLDER) [31] - Universe: Households with a householder who is American Indian and Alaska Native alone; P146I. HOUSEHOLDS BY AGE OF HOUSEHOLDER BY HOUSEHOLD TYPE (INCLUDING LIVING ALONE) BY PRESENCE OF OWN CHILDREN UNDER 18 YEARS (WHITE ALONE, NOT HISPANIC OR LATINO HOUSEHOLDER) [31] - Universe: Households with a householder who is White alone, not Hispanic or Latino.

SCHOOL ENROLLMENT BY LEVEL OF SCHOOL BY TYPE OF SCHOOL FOR THE POPULATION 3 YEARS AND OVER

Source data for Chart 2

	American Indian Maine	White, Not Hispanic Maine
Total:	7,166	1,191,590
Enrolled in nursery school, preschool:	122	16,509
Public school	81	8,830
Private school	41	7,679
Enrolled in kindergarten:	135	14,571
Public school	135	13,118
Private school	0	1,453
Enrolled in grade 1 to grade 8:	1,152	138,972
Public school	1,114	129,338
Private school	38	9,634
Enrolled in grade 9 to grade 12:	570	71,179
Public school	532	64,855
Private school	38	6,324
Enrolled in college:	526	63,288
Public school	431	45,118
Private school	95	18,170
Not enrolled in school	4,661	887,071

Source: Data Set: Census 2000 Summary File 3 (SF 3) - Sample Data - P146C. HOUSEHOLDS BY AGE OF HOUSEHOLDER BY HOUSEHOLD TYPE (INCLUDING LIVING ALONE) BY PRESENCE OF OWN CHILDREN UNDER 18 YEARS (AMERICAN INDIAN AND ALASKA NATIVE ALONE HOUSEHOLDER) [31] - Universe: Households with a householder who is American Indian and Alaska Native alone; P146I. HOUSEHOLDS BY AGE OF HOUSEHOLDER BY HOUSEHOLD TYPE (INCLUDING LIVING ALONE) BY PRESENCE OF OWN CHILDREN UNDER 18 YEARS (WHITE ALONE, NOT HISPANIC OR LATINO HOUSEHOLDER) [31] - Universe: Households with a householder who is White alone, not Hispanic or Latino.

SEX BY EDUCATIONAL ATTAINMENT FOR THE POPULATION 25 YEARS AND OVER

Source data for Chart 3

	American Indian Maine	White, Not Hispanic Maine
Total:	4,374	846,759
Male:	2,061	402,242
Less than 9th grade	196	23,489
9th to 12th grade, no diploma	287	38,832
High school graduate (includes equivalency)	771	145,147
Some college, no degree	403	74,848
Associate degree	126	25,999
Bachelor's degree	193	59,445
Graduate or professional degree	85	34,482
Female:	2,313	444,517
Less than 9th grade	247	21,614
9th to 12th grade, no diploma	318	38,502
High school graduate (includes equivalency)	668	162,628
Some college, no degree	639	85,362
Associate degree	189	36,236
Bachelor's degree	168	67,714
Graduate or professional degree	84	32,461

Source: Data Set: Census 2000 Summary File 3 (SF 3) - Sample Data -- P148C. SEX BY EDUCATIONAL ATTAINMENT FOR THE POPULATION 25 YEARS AND OVER (AMERICAN INDIAN AND ALASKA NATIVE ALONE) [17] - Universe: American Indian and Alaska Native alone population 25 years and over; P148I. SEX BY EDUCATIONAL ATTAINMENT FOR THE POPULATION 25 YEARS AND OVER (WHITE ALONE, NOT HISPANIC OR LATINO) [17] - Universe: White alone, not Hispanic or Latino population 25 years and over.

SEX BY EMPLOYMENT STATUS FOR THE POPULATION 16 YEARS AND OVER

Source data for Charts 4 and 5

	American Indian Maine	White, Not Hispanic Maine
Total:	5,396	980,004
Male:	2,600	469,876
In labor force:	1,633	334,790
In Armed Forces	34	3,248
Civilian:	1,599	331,542
Employed	1,376	315,446
Unemployed	223	16,096
Not in labor force	967	135,086
Female:	2,796	510,128
In labor force:	1,610	305,079
In Armed Forces	9	474
Civilian:	1,601	304,605
Employed	1,422	291,262
Unemployed	179	13,343
Not in labor force	1,186	205,049

Source: Data Set: Census 2000 Summary File 3 (SF 3) - Sample Data -- P150C. SEX BY EMPLOYMENT STATUS FOR THE POPULATION 16 YEARS AND OVER (AMERICAN INDIAN AND ALASKA NATIVE ALONE) [15] - Universe: American Indian and Alaska Native alone population 16 years and over; P150I. SEX BY EMPLOYMENT STATUS FOR THE POPULATION 16 YEARS AND OVER (WHITE ALONE, NOT HISPANIC OR LATINO) [15] - Universe: White alone, not Hispanic or Latino population 16 years and over

HOUSEHOLD INCOME IN 1999

Source data for Chart 6

	American Indian Maine	White, Not Hispanic Maine
Total:	2,727	505,297
Less than \$10,000	582	50,986
\$10,000 to \$14,999	333	38,014
\$15,000 to \$19,999	228	36,094
\$20,000 to \$24,999	200	38,525
\$25,000 to \$29,999	166	36,527
\$30,000 to \$34,999	212	35,234
\$35,000 to \$39,999	154	33,471
\$40,000 to \$44,999	141	31,715
\$45,000 to \$49,999	103	27,712
\$50,000 to \$59,999	147	48,628
\$60,000 to \$74,999	208	49,646
\$75,000 to \$99,999	180	42,444
\$100,000 to \$124,999	22	16,601
\$125,000 to \$149,999	18	7,269
\$150,000 to \$199,999	7	5,753
\$200,000 or more	26	6,678

Source: Data Set: Census 2000 Summary File 3 (SF 3) - Sample Data -- P151C. HOUSEHOLD INCOME IN 1999 (AMERICAN INDIAN AND ALASKA NATIVE ALONE HOUSEHOLDER) [17] - Universe: Households with a householder who is American Indian and Alaska Native alone; P151I. HOUSEHOLD INCOME IN 1999 (WHITE ALONE, NOT HISPANIC OR LATINO HOUSEHOLDER) [17] - Universe: Households with a householder who is White alone, not Hispanic or Latino

MEDIAN FAMILY INCOME IN 1999

Source data for Chart 7

	American Indian Maine	White, Not Hispanic Maine
Median family income in 1999	\$ 28,475	\$ 45,393

Source: Data Set: Census 2000 Summary File 3 (SF 3) - Sample Data -- P155C. MEDIAN FAMILY INCOME IN 1999 (DOLLARS) (AMERICAN INDIAN AND ALASKA NATIVE ALONE HOUSEHOLDER) [1] - Universe: Families with a householder who is American Indian and Alaska Native alone ; P155I. MEDIAN FAMILY INCOME IN 1999 (DOLLARS) (WHITE ALONE, NOT HISPANIC OR LATINO HOUSEHOLDER) [1] - Universe: Families with a householder who is White alone, not Hispanic or Latino

PER CAPITA INCOME IN 1999

Source data for Chart 8

	American Indian Maine	White, Not Hispanic Maine
Per capita income in 1999	\$ 12,700	\$ 19,749

Source: Data Set: Census 2000 Summary File 3 (SF 3) - Sample Data -- P157C. PER CAPITA INCOME IN 1999 (DOLLARS) (AMERICAN INDIAN AND ALASKA NATIVE ALONE) [1] - Universe: American Indian and Alaska Native alone population; P157I. PER CAPITA INCOME IN 1999 (DOLLARS) (WHITE ALONE, NOT HISPANIC OR LATINO) [1] - Universe: White alone, not Hispanic or Latino population

POVERTY STATUS IN 1999 BY AGE

Source data for Chart 9

	American Indian Maine	White, Not Hispanic Maine
Total:	7,173	1,199,046
Income in 1999 below poverty level:	2,261	125,616
Under 5 years	311	9,888
5 years	44	1,869
6 to 11 years	203	12,424
12 to 17 years	331	11,791
18 to 64 years	1,255	72,203
65 to 74 years	86	7,981
75 years and over	31	9,460
Income in 1999 at or above poverty level:	4,912	1,073,430
Under 5 years	283	55,227
5 years	66	12,046
6 to 11 years	454	83,890
12 to 17 years	587	91,942
18 to 64 years	3,254	674,885
65 to 74 years	173	86,446
75 years and over	95	68,994

Source: Data Set: Census 2000 Summary File 3 (SF 3) - Sample Data -- P159C. POVERTY STATUS IN 1999 BY AGE (AMERICAN INDIAN AND ALASKA NATIVE ALONE) [17] - Universe: American Indian and Alaska Native alone population for whom poverty status is determined;P159I. POVERTY STATUS IN 1999 BY AGE (WHITE ALONE, NOT HISPANIC OR LATINO) [17] - Universe: White alone, not Hispanic or Latino population for whom poverty status is determined.

MEDIAN EARNINGS IN 1999

Source data for Chart 10

	American Indian Maine	White, Not Hispanic Maine
Median earnings in 1999 --		
Worked full-time, year-round in 1999 --		
Total	\$ 25,000	\$ 29,342
Male	\$ 27,431	\$ 32,447
Female	\$ 21,815	\$ 24,297
Other --		
Total	\$ 6,433	\$ 9,449
Male	\$ 6,453	\$ 10,451
Female	\$ 6,417	\$ 8,848

Source: Data Set: Census 2000 Summary File 3 (SF 3) - Sample Data -- PCT74C. MEDIAN EARNINGS IN 1999 (DOLLARS) BY WORK EXPERIENCE IN 1999 BY SEX FOR THE POPULATION 16 YEARS AND OVER WITH EARNINGS (AMERICAN INDIAN AND ALASKA NATIVE ALONE) [6] - Universe: American Indian and Alaska Native alone population 16 years and over with earnings in 1999; PCT74I. MEDIAN EARNINGS IN 1999 (DOLLARS) BY WORK EXPERIENCE IN 1999 BY SEX FOR THE POPULATION 16 YEARS AND OVER WITH EARNINGS (WHITE ALONE, NOT HISPANIC OR LATINO) [6] - Universe: White alone, not Hispanic or Latino population 16 years and over with earnings in 1999

TENURE BY RACE OF HOUSEHOLDER

Source data for Chart 11

	Maine
Total:	518,200
Owner occupied:	370,920
Householder who is White alone	365,269
Householder who is Black or African American alone	717
Householder who is American Indian and Alaska Native alone	1,406
Householder who is Asian alone	987
Householder who is Native Hawaiian and Other Pacific Islander alone	49
Householder who is Some other race alone	219
Householder who is Two or more races	2,273
Renter occupied:	147,280
Householder who is White alone	141,317
Householder who is Black or African American alone	1,235
Householder who is American Indian and Alaska Native alone	1,329
Householder who is Asian alone	1,204
Householder who is Native Hawaiian and Other Pacific Islander alone	39
Householder who is Some other race alone	428
Householder who is Two or more races	1,728

White alone, not Hispanic

White, Not Hispanic

		Maine
Total:		504,979
Owner occupied		364,426
Renter occupied		140,553

Source: Data Set: Census 2000 Summary File 3 (SF 3) - Sample Data -- H11. TENURE BY RACE OF HOUSEHOLDER [17] - Universe: Occupied housing units; H13. TENURE (WHITE ALONE, NOT HISPANIC OR LATINO HOUSEHOLDER) [3] - Universe: Occupied housing units with a householder who is White alone, not Hispanic or Latino.

OCCUPANTS PER ROOM

Source data for Chart 12

	American Indian Maine	White, Not Hispanic Maine
Total:	2,735	504,979
1.00 or less occupants per room	2,667	499,067
1.01 or more occupants per room	68	5,912

Source: Data Set: Census 2000 Summary File 3 (SF 3) - Sample Data -- HCT29C. OCCUPANTS PER ROOM (AMERICAN INDIAN AND ALASKA NATIVE ALONE HOUSEHOLDER) [3] - Universe: Occupied housing units with a householder who is American Indian and Alaska Native alone; HCT29I. OCCUPANTS PER ROOM (WHITE ALONE, NOT HISPANIC OR LATINO HOUSEHOLDER) [3] - Universe: Occupied housing units with a householder who is White alone, not Hispanic or Latino

TELEPHONE SERVICE AVAILABLE

Source data for Chart 13

	American Indian Maine	White, Not Hispanic Maine
Total:	2,735	504,979
With telephone service available	2,592	498,574
No telephone service available	143	6,405

Source: Data Set: Census 2000 Summary File 3 (SF 3) - Sample Data -- HCT32C. TELEPHONE SERVICE AVAILABLE (AMERICAN INDIAN AND ALASKA NATIVE ALONE HOUSEHOLDER) [3] - Universe: Occupied housing units with a householder who is American Indian and Alaska Native alone; HCT32I. TELEPHONE SERVICE AVAILABLE (WHITE ALONE, NOT HISPANIC OR LATINO HOUSEHOLDER) [3] - Universe: Occupied housing units with a householder who is White alone, not Hispanic or Latino

VEHICLES AVAILABLE

Source data for Chart 14

	American Indian Maine	White, Not Hispanic Maine
Total:	2,735	504,979
No vehicle available	542	37,590
1 or more vehicles available	2,193	467,389

Source: Data Set: Census 2000 Summary File 3 (SF 3) - Sample Data -- HCT33C. VEHICLES AVAILABLE (AMERICAN INDIAN AND ALASKA NATIVE ALONE HOUSEHOLDER) [3] - Universe: Occupied housing units with a householder who is American Indian and Alaska Native alone;; HCT33I. VEHICLES AVAILABLE (WHITE ALONE, NOT HISPANIC OR LATINO HOUSEHOLDER) [3] - Universe: Occupied housing units with a householder who is White alone, not Hispanic or Latino

PLUMBING FACILITIES

Source data for Chart 15

	American Indian Maine	White, Not Hispanic Maine
Total:	2,735	504,979
Complete plumbing facilities	2,678	498,574
Lacking complete plumbing facilities	57	6,405

Source: Data Set: Census 2000 Summary File 3 (SF 3) - Sample Data -- HCT34C. PLUMBING FACILITIES (AMERICAN INDIAN AND ALASKA NATIVE ALONE HOUSEHOLDER) [3] - Universe: Occupied housing units with a householder who is American Indian and Alaska Native alone; HCT34I. PLUMBING FACILITIES (WHITE ALONE, NOT HISPANIC OR LATINO HOUSEHOLDER) [3] - Universe: Occupied housing units with a householder who is White alone, not Hispanic or Latino.

GROSS RENT AS A PERCENTAGE OF HOUSEHOLD INCOME IN 1999

Source data for Chart 16

	American Indian Maine	White, Not Hispanic Maine
Total:	1,314	137,087
Less than 10 percent	188	7,566
10 to 14 percent	141	15,474
15 to 19 percent	147	20,395
20 to 24 percent	159	18,343
25 to 29 percent	94	16,519
30 to 34 percent	53	10,146
35 to 39 percent	49	6,920
40 to 49 percent	83	8,685
50 percent or more	289	21,681
Not computed	111	11,358

Source: Data Set: Census 2000 Summary File 3 (SF 3) - Sample Data -- HCT39C. GROSS RENT AS A PERCENTAGE OF HOUSEHOLD INCOME IN 1999 (AMERICAN INDIAN AND ALASKA NATIVE ALONE HOUSEHOLDER) [11] - Universe: Specified renter-occupied housing units with a householder who is American Indian and Alaska Native alone; HCT39I. GROSS RENT AS A PERCENTAGE OF HOUSEHOLD INCOME IN 1999 (WHITE ALONE, NOT HISPANIC OR LATINO HOUSEHOLDER) [11] - Universe: Specified renter-occupied housing units with a householder who is White alone, not Hispanic or Latino.

MEDIAN GROSS RENT

Source data for Chart 17

	American Indian	White, Not Hispanic
	Maine	Maine
Median gross rent	\$ 404	\$ 497

Source: Data Set: Census 2000 Summary File 3 (SF 3) - Sample Data -- HCT37C. MEDIAN GROSS RENT (DOLLARS) (AMERICAN INDIAN AND ALASKA NATIVE ALONE HOUSEHOLDER) [1] - Universe: Specified renter-occupied housing units paying cash rent with a householder who is American Indian and Alaska Native alone; HCT37I. MEDIAN GROSS RENT (DOLLARS) (WHITE ALONE, NOT HISPANIC OR LATINO HOUSEHOLDER) [1] - Universe: Specified renter-occupied housing units paying cash rent with a householder who is White alone, not Hispanic or Latino

MEDIAN HOME VALUE

Source data for Chart 18

	American Indian	White, Not Hispanic
	Maine	Maine
Median value	\$ 69,000	\$ 98,900

Source: Data Set: Census 2000 Summary File 3 (SF 3) - Sample Data -- HCT42C. MEDIAN VALUE (DOLLARS) (AMERICAN INDIAN AND ALASKA NATIVE ALONE HOUSEHOLDER) [1] - Universe: Specified owner-occupied housing units with a householder who is American Indian and Alaska Native alone; HCT42I. MEDIAN VALUE (DOLLARS) (WHITE ALONE, NOT HISPANIC OR LATINO HOUSEHOLDER) [1] - Universe: Specified owner-occupied housing units with a householder who is White alone, not Hispanic or Latino