

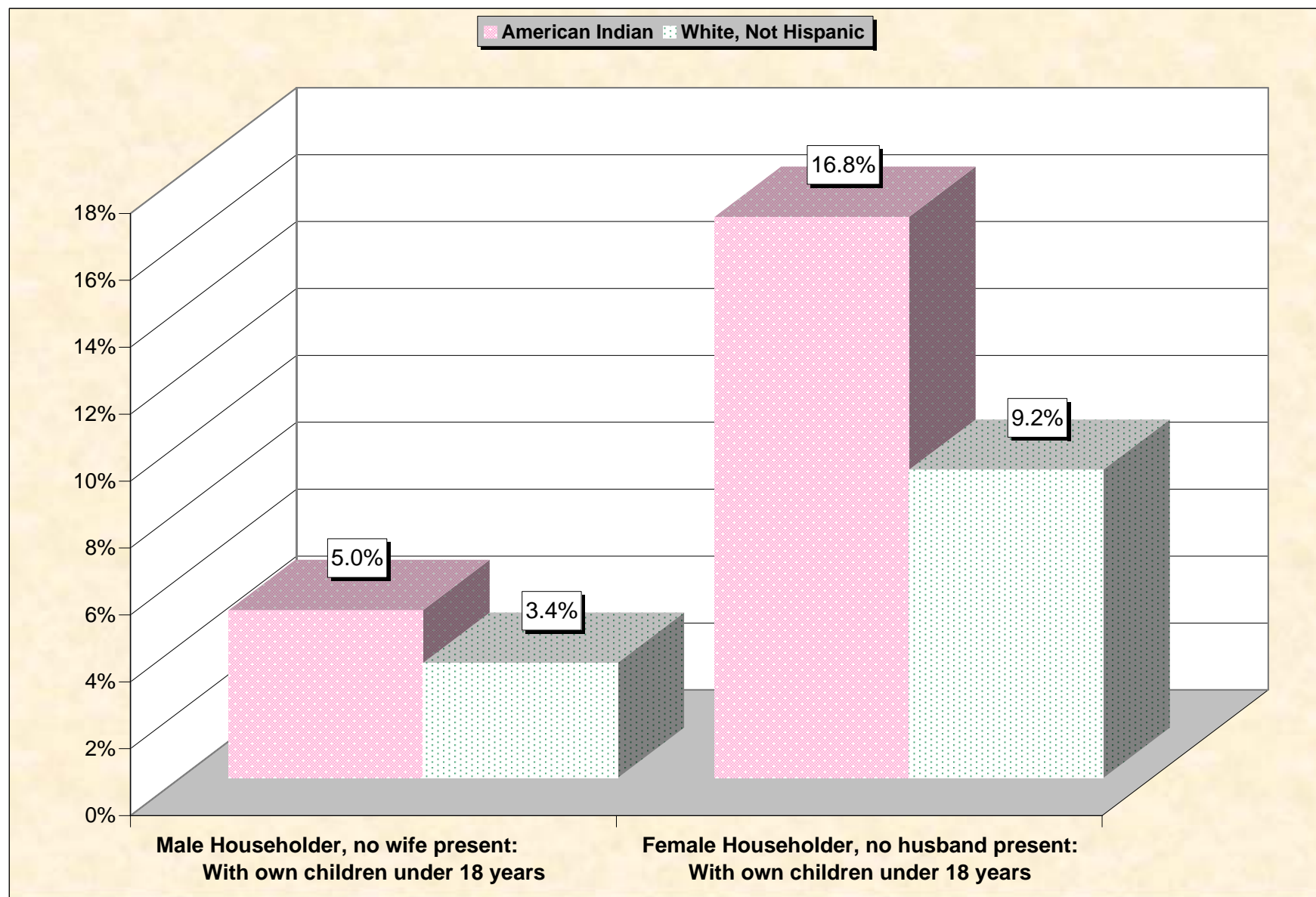
Selected Socio-Economic Data

Florida

American Indian/Alaska Native and White, Not Hispanic

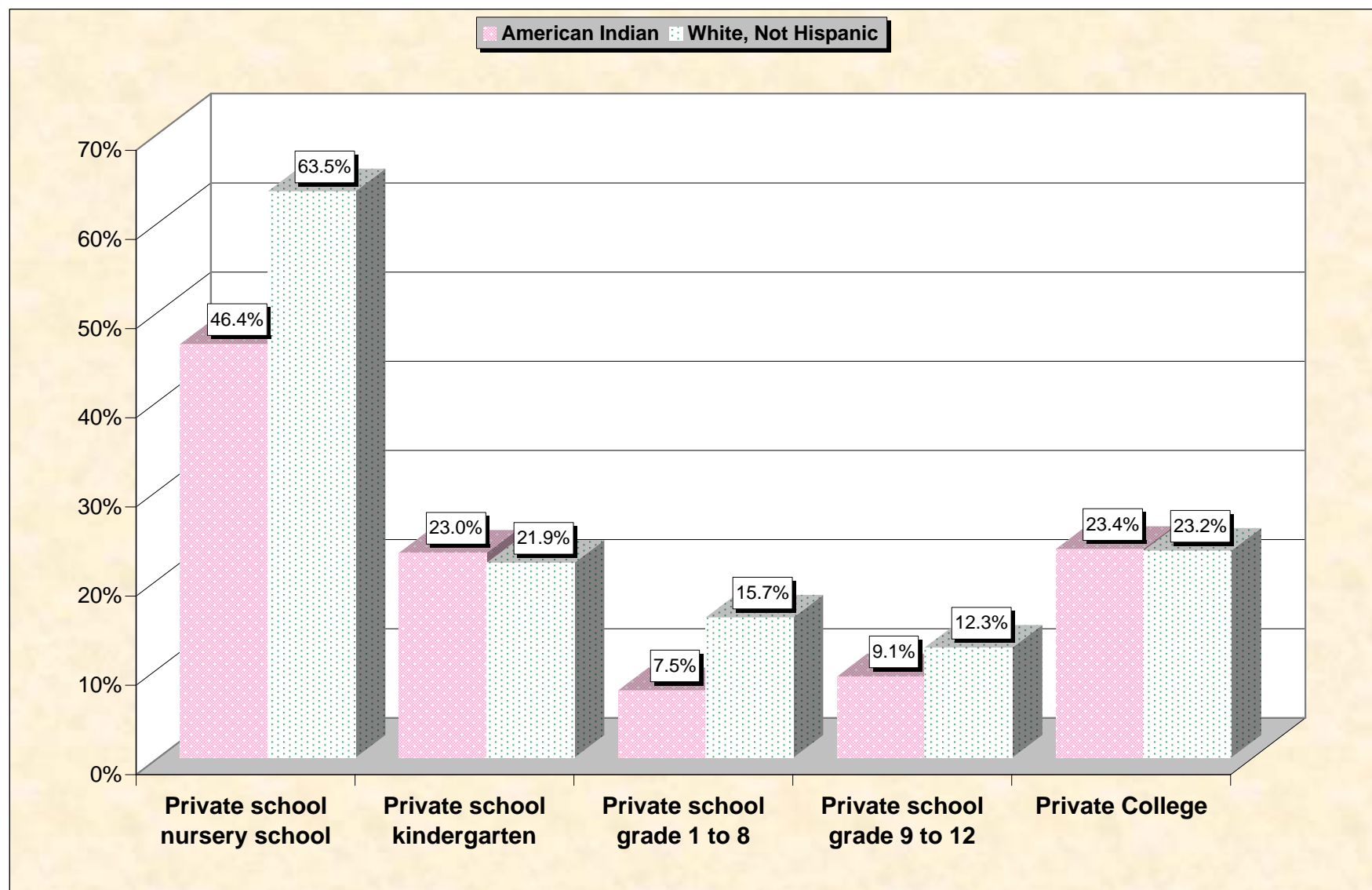
Data Set: Census 2000 Summary File 3 (SF 3) - Sample Data

**Chart 1 -- Single-Parent Family Households (Householder 15 to 64 years)
Florida**



Source: Data Set: Census 2000 Summary File 3 (SF 3) - Sample Data - P146C. HOUSEHOLDS BY AGE OF HOUSEHOLDER BY HOUSEHOLD TYPE (INCLUDING LIVING ALONE) BY PRESENCE OF OWN CHILDREN UNDER 18 YEARS (AMERICAN INDIAN AND ALASKA NATIVE ALONE HOUSEHOLDER) [31] - Universe: Households with a householder who is American Indian and Alaska Native alone; P146I. HOUSEHOLDS BY AGE OF HOUSEHOLDER BY HOUSEHOLD TYPE (INCLUDING LIVING ALONE) BY PRESENCE OF OWN CHILDREN UNDER 18 YEARS (WHITE ALONE, NOT HISPANIC OR LATINO HOUSEHOLDER) [31] - Universe: Households with a householder who is White alone, not Hispanic or Latino.

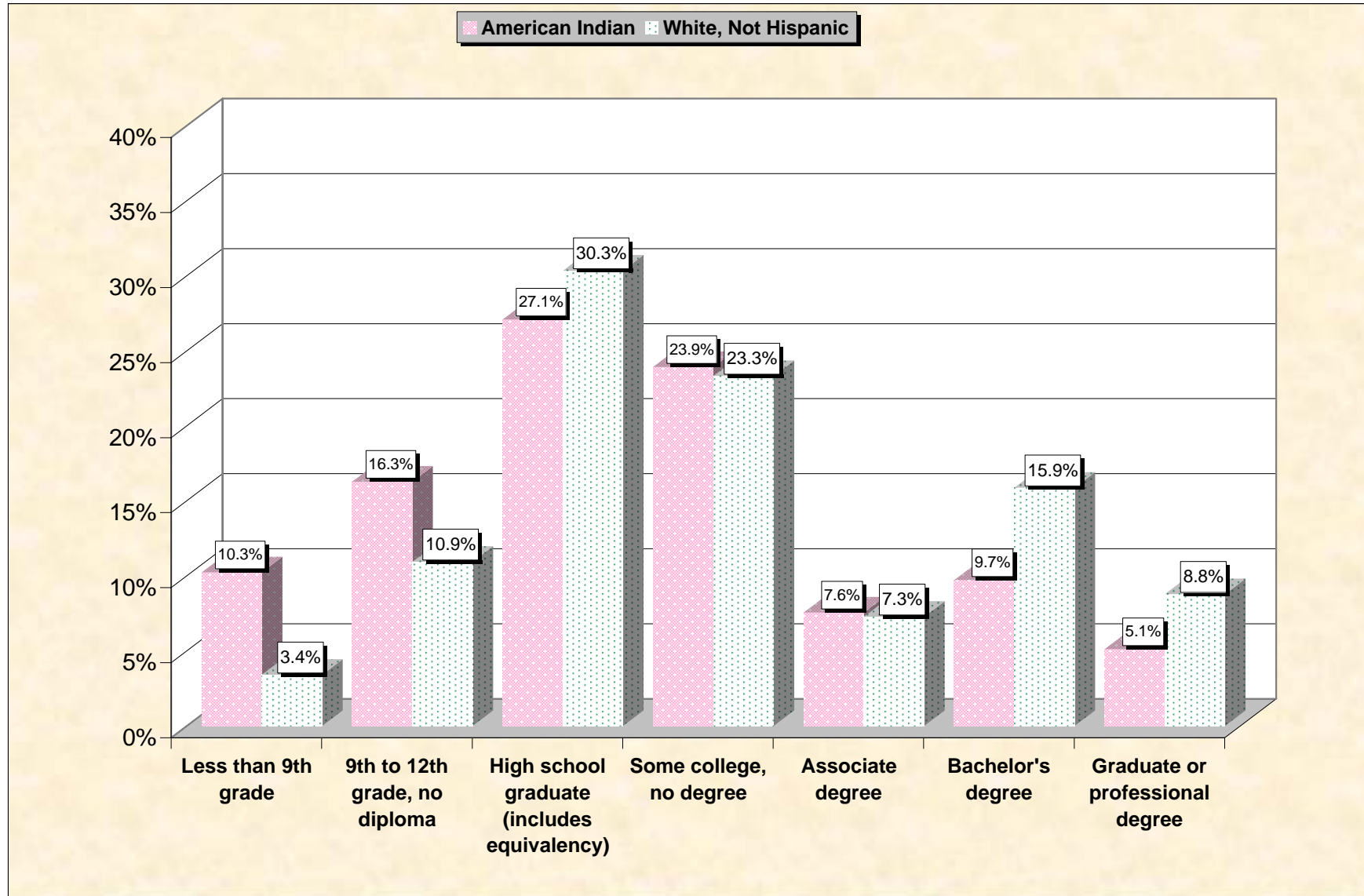
Chart 2 -- Private School Enrollment (3 years and over) Florida



Source: Data Set: Census 2000 Summary File 3 (SF 3) - Sample Data -- P147C. SCHOOL ENROLLMENT BY LEVEL OF SCHOOL BY TYPE OF SCHOOL FOR THE POPULATION 3 YEARS AND OVER (AMERICAN INDIAN AND ALASKA NATIVE ALONE) [17] - Universe: American Indian and Alaska Native alone population 3 years and over; P147I. SCHOOL ENROLLMENT BY LEVEL OF SCHOOL BY TYPE OF SCHOOL FOR THE POPULATION 3 YEARS AND OVER (WHITE ALONE, NOT HISPANIC OR LATINO) [17] - Universe: White alone, not Hispanic or Latino population 3 years and over.

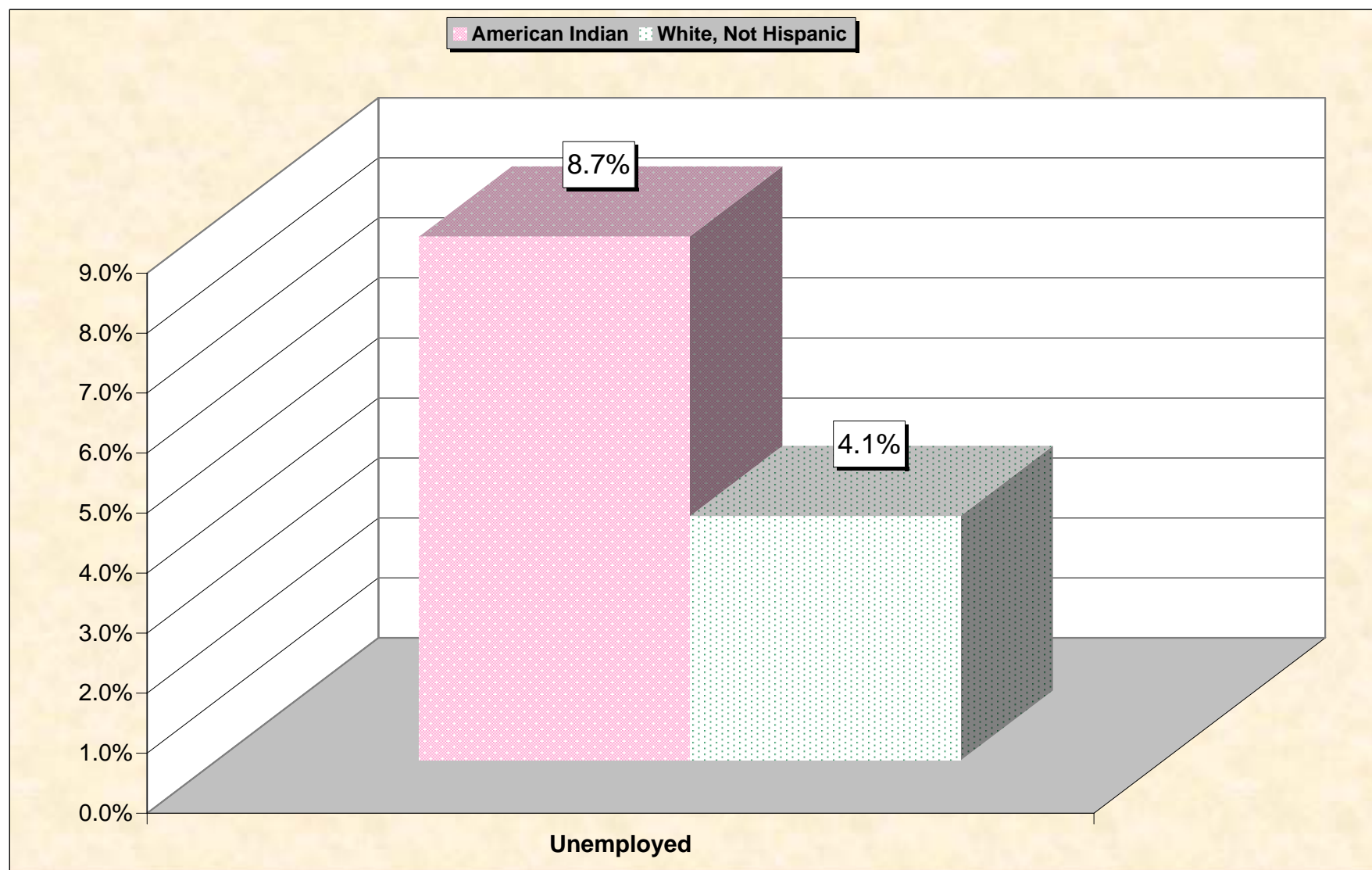
Chart 3 -- Educational Attainment (25 years and over)

Florida



Source: Data Set: Census 2000 Summary File 3 (SF 3) - Sample Data -- P148C. SEX BY EDUCATIONAL ATTAINMENT FOR THE POPULATION 25 YEARS AND OVER (AMERICAN INDIAN AND ALASKA NATIVE ALONE) [17] - Universe: American Indian and Alaska Native alone population 25 years and over; P148I. SEX BY EDUCATIONAL ATTAINMENT FOR THE POPULATION 25 YEARS AND OVER (WHITE ALONE, NOT HISPANIC OR LATINO) [17] - Universe: White alone, not Hispanic or Latino population 25 years and over.

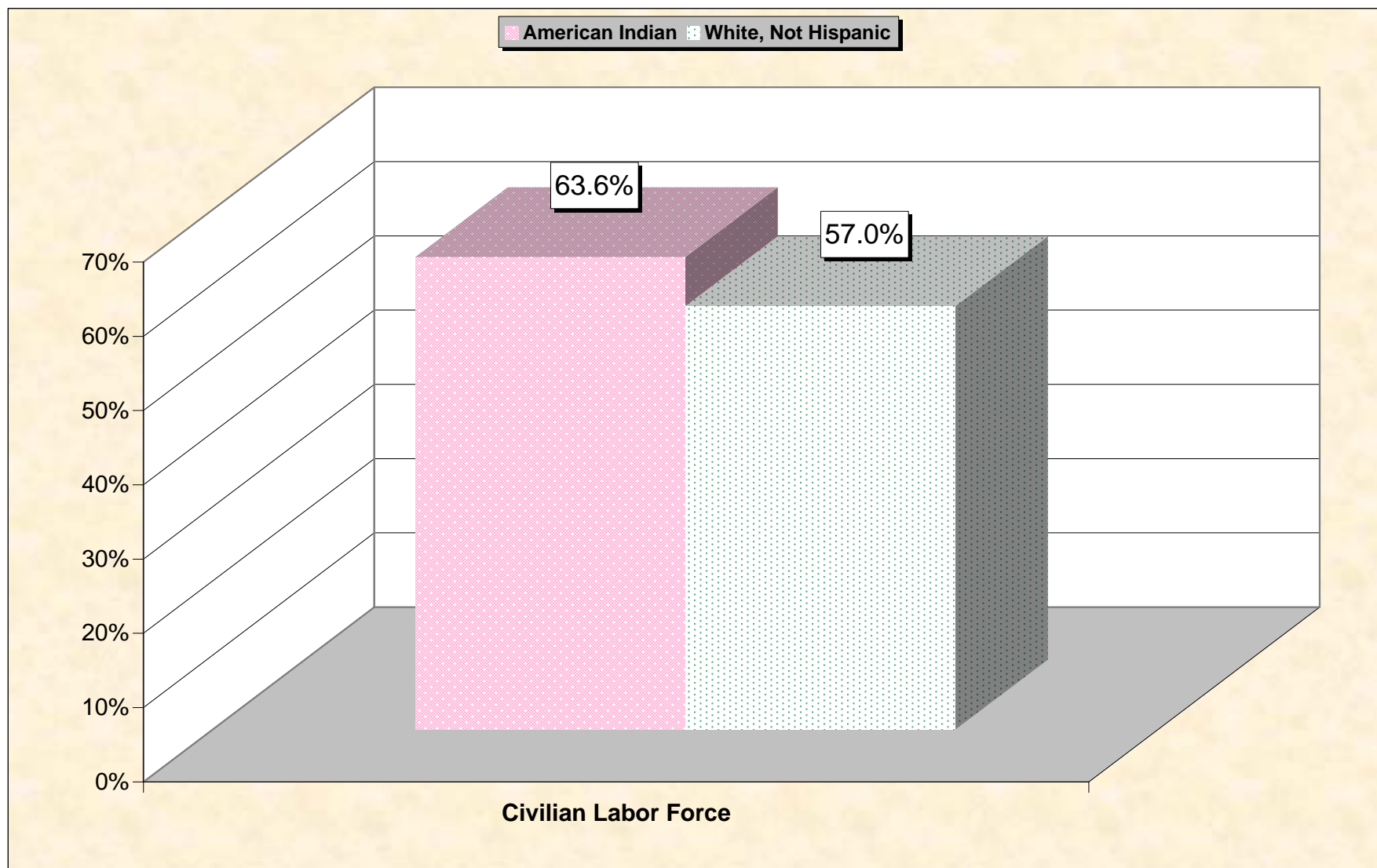
Chart 4 -- Unemployment Rate (Civilian Labor Force) Florida



Note: Unemployment rate is defined as a percentage of the civilian labor force.

Source: Data Set: Census 2000 Summary File 3 (SF 3) - Sample Data -- P150C. SEX BY EMPLOYMENT STATUS FOR THE POPULATION 16 YEARS AND OVER (AMERICAN INDIAN AND ALASKA NATIVE ALONE) [15] - Universe: American Indian and Alaska Native alone population 16 years and over; P150I. SEX BY EMPLOYMENT STATUS FOR THE POPULATION 16 YEARS AND OVER (WHITE ALONE, NOT HISPANIC OR LATINO) [15] - Universe: White alone, not Hispanic or Latino population 16 years and over

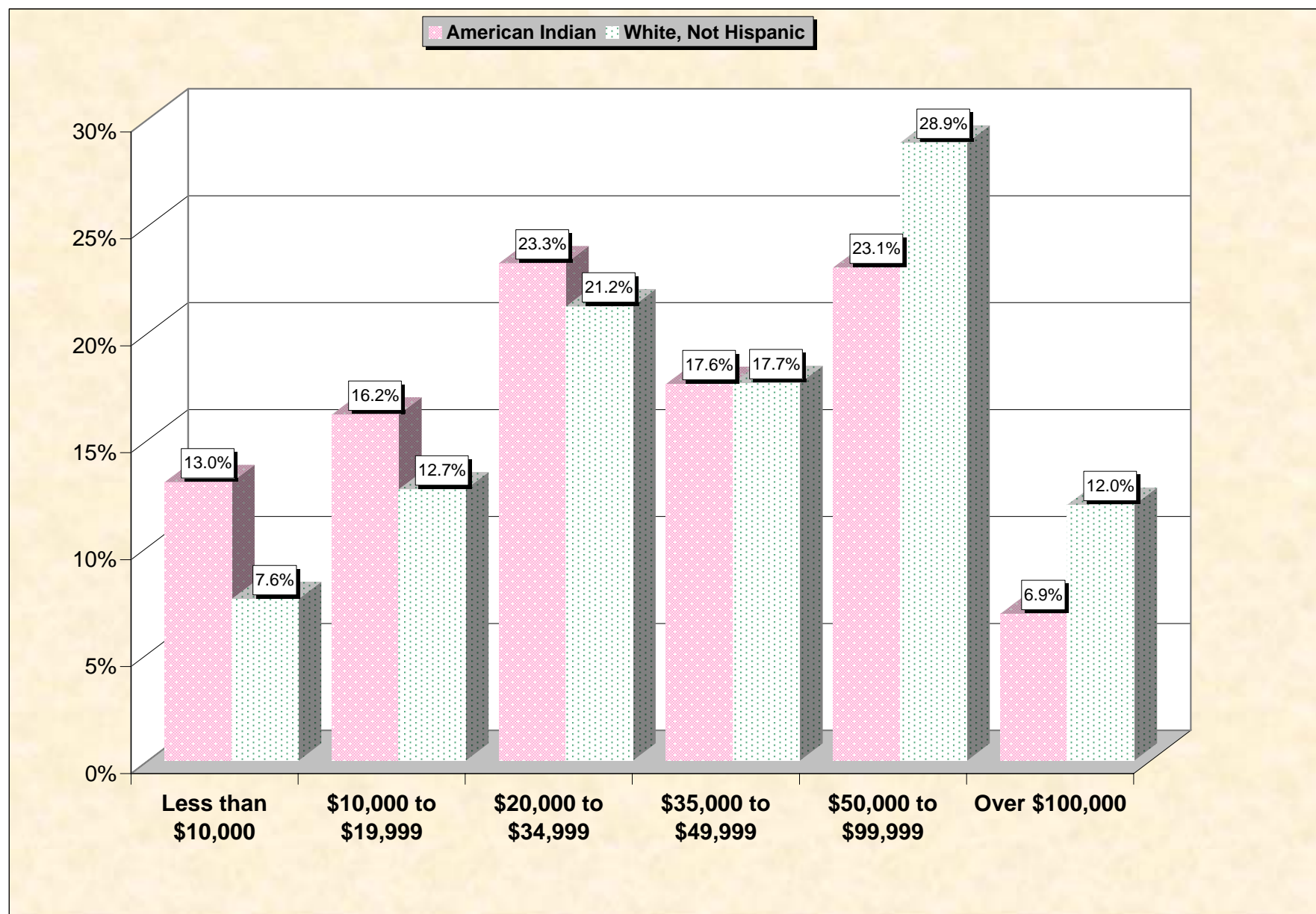
Chart 5 -- Labor Force Participation (Civilian Labor Force) Florida



Note: Labor force participation rate is defined as a percentage of the civilian population over 16.

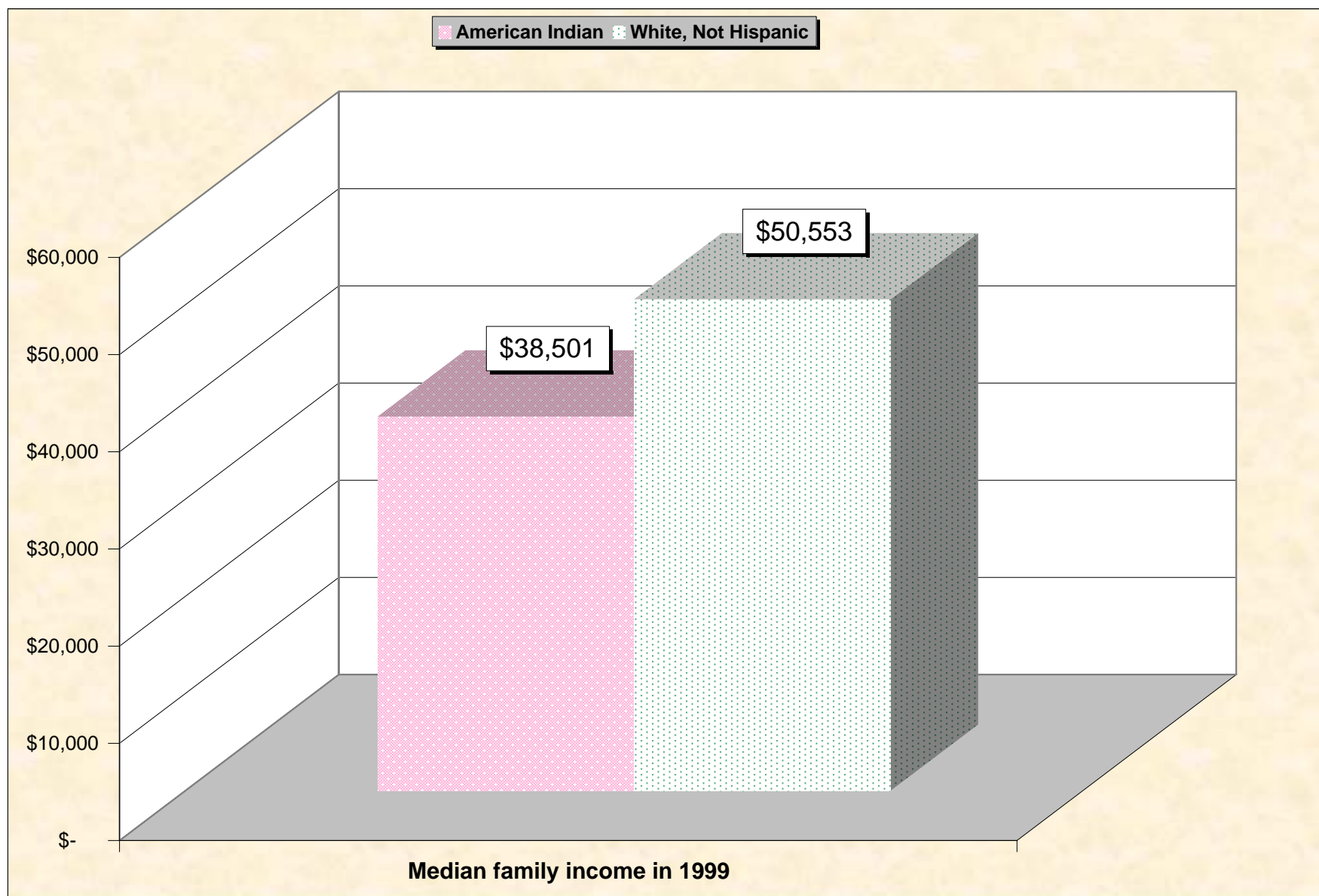
Source: Data Set: Census 2000 Summary File 3 (SF 3) - Sample Data -- P150C. SEX BY EMPLOYMENT STATUS FOR THE POPULATION 16 YEARS AND OVER (AMERICAN INDIAN AND ALASKA NATIVE ALONE) [15] - Universe: American Indian and Alaska Native alone population 16 years and over; P150I. SEX BY EMPLOYMENT STATUS FOR THE POPULATION 16 YEARS AND OVER (WHITE ALONE, NOT HISPANIC OR LATINO) [15] - Universe: White alone, not Hispanic or Latino population 16 years and over

Chart 6 -- Household Income in 1999 Florida



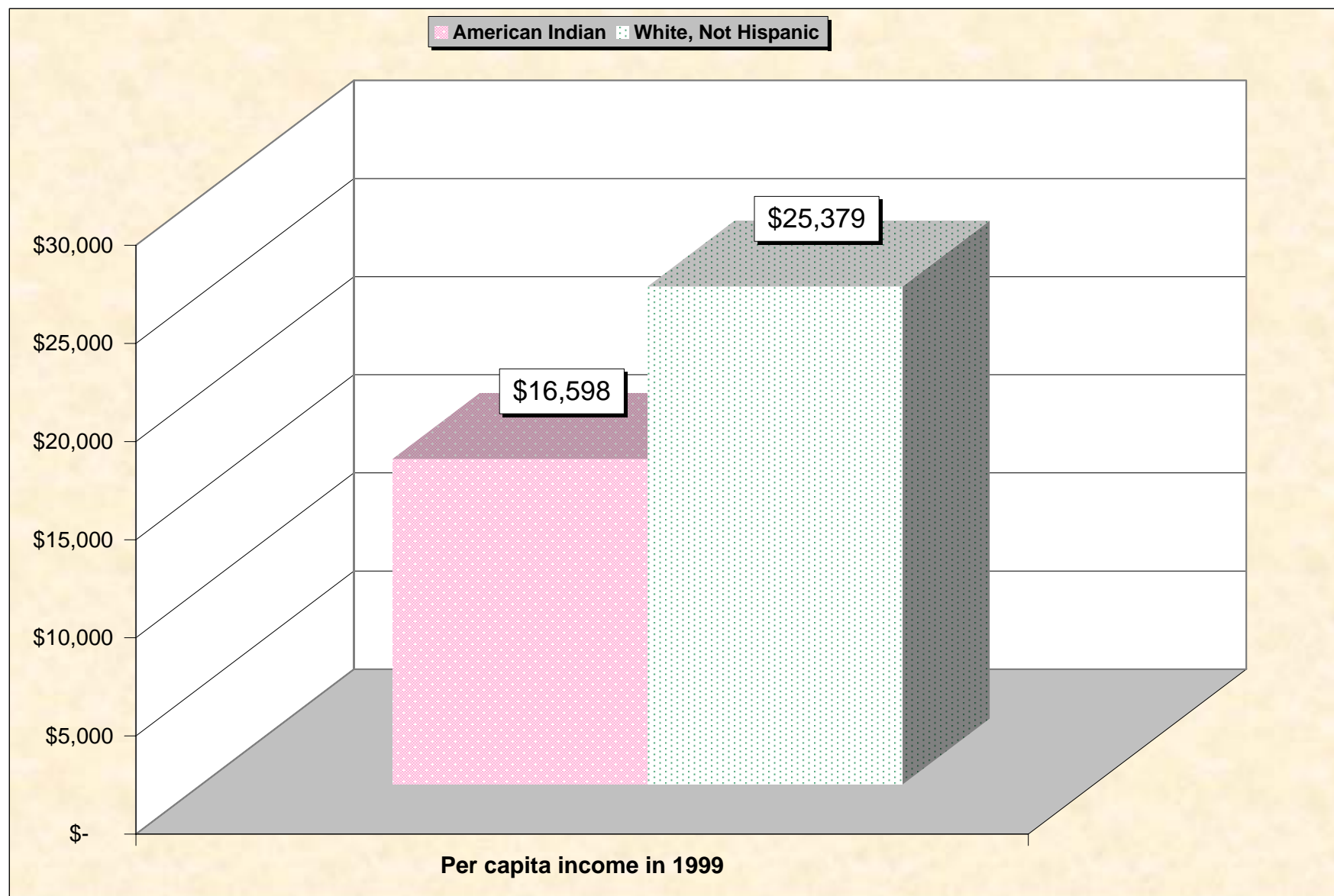
Source: Data Set: Census 2000 Summary File 3 (SF 3) - Sample Data -- P151C. HOUSEHOLD INCOME IN 1999 (AMERICAN INDIAN AND ALASKA NATIVE ALONE HOUSEHOLDER) [17] - Universe: Households with a householder who is American Indian and Alaska Native alone; P151I. HOUSEHOLD INCOME IN 1999 (WHITE ALONE, NOT HISPANIC OR LATINO HOUSEHOLDER) [17] - Universe: Households with a householder who is White alone, not Hispanic or Latino

Chart 7 -- Median Family Income In 1999
Florida



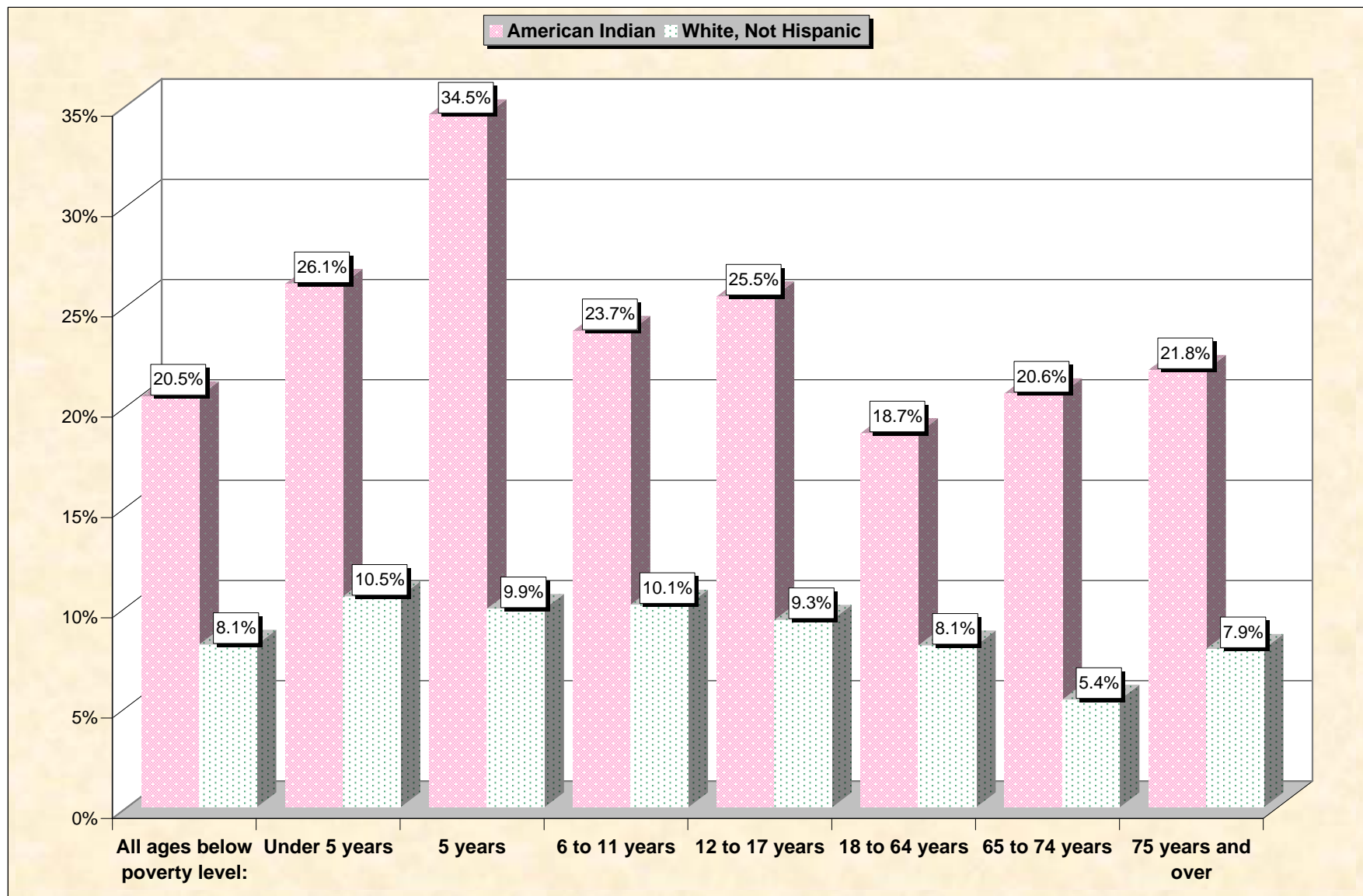
Source: Data Set: Census 2000 Summary File 3 (SF 3) - Sample Data -- P155C. MEDIAN FAMILY INCOME IN 1999 (DOLLARS) (AMERICAN INDIAN AND ALASKA NATIVE ALONE HOUSEHOLDER) [1] - Universe: Families with a householder who is American Indian and Alaska Native alone ; P155I. MEDIAN FAMILY INCOME IN 1999 (DOLLARS) (WHITE ALONE, NOT HISPANIC OR LATINO HOUSEHOLDER) [1] - Universe: Families with a householder who is White alone, not Hispanic or Latino

Chart 8 -- Per Capita Income In 1999 Florida



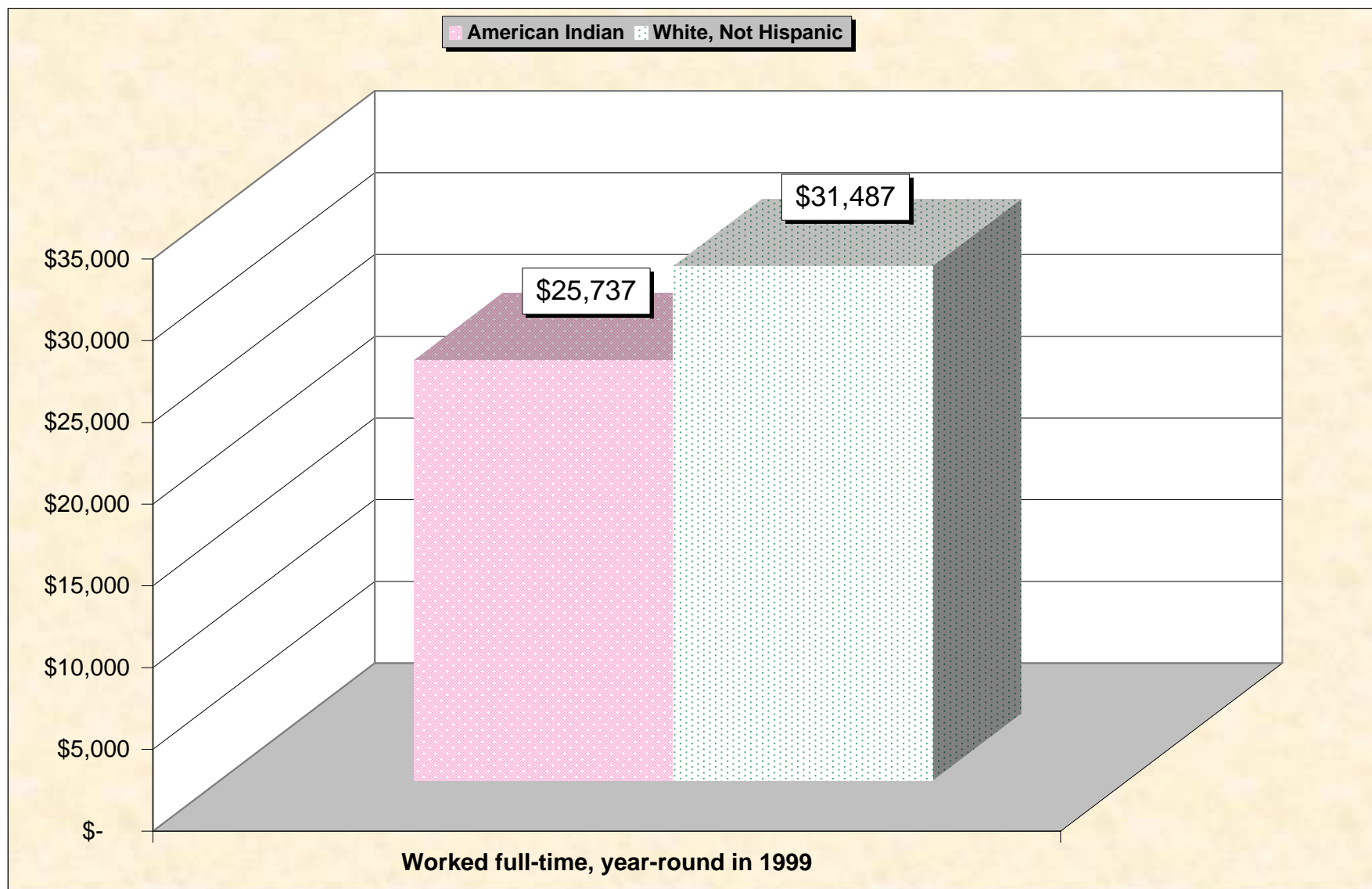
Source: Data Set: Census 2000 Summary File 3 (SF 3) - Sample Data -- P157C. PER CAPITA INCOME IN 1999 (DOLLARS) (AMERICAN INDIAN AND ALASKA NATIVE ALONE) [1] - Universe: American Indian and Alaska Native alone population; P157I. PER CAPITA INCOME IN 1999 (DOLLARS) (WHITE ALONE, NOT HISPANIC OR LATINO) [1] - Universe: White alone, not Hispanic or Latino population

Chart 9 -- Income in 1999 Below Poverty Level by Age Florida



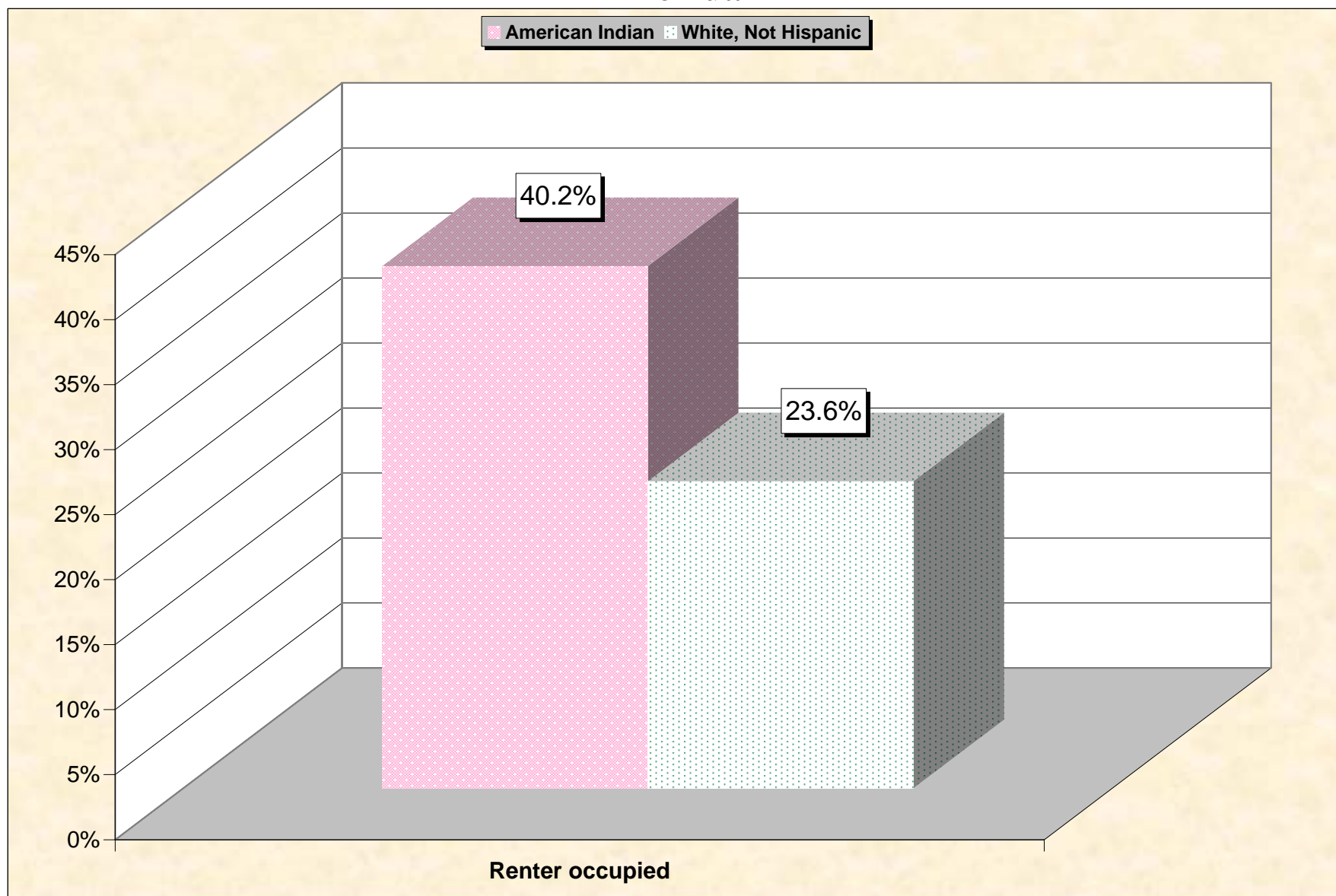
Source: Data Set: Census 2000 Summary File 3 (SF 3) - Sample Data -- P159C. POVERTY STATUS IN 1999 BY AGE (AMERICAN INDIAN AND ALASKA NATIVE ALONE) [17] - Universe: American Indian and Alaska Native alone population for whom poverty status is determined; P159I. POVERTY STATUS IN 1999 BY AGE (WHITE ALONE, NOT HISPANIC OR LATINO) [17] - Universe: White alone, not Hispanic or Latino population for whom poverty status is determined.

Chart 10 -- Median Earnings in 1999 Florida



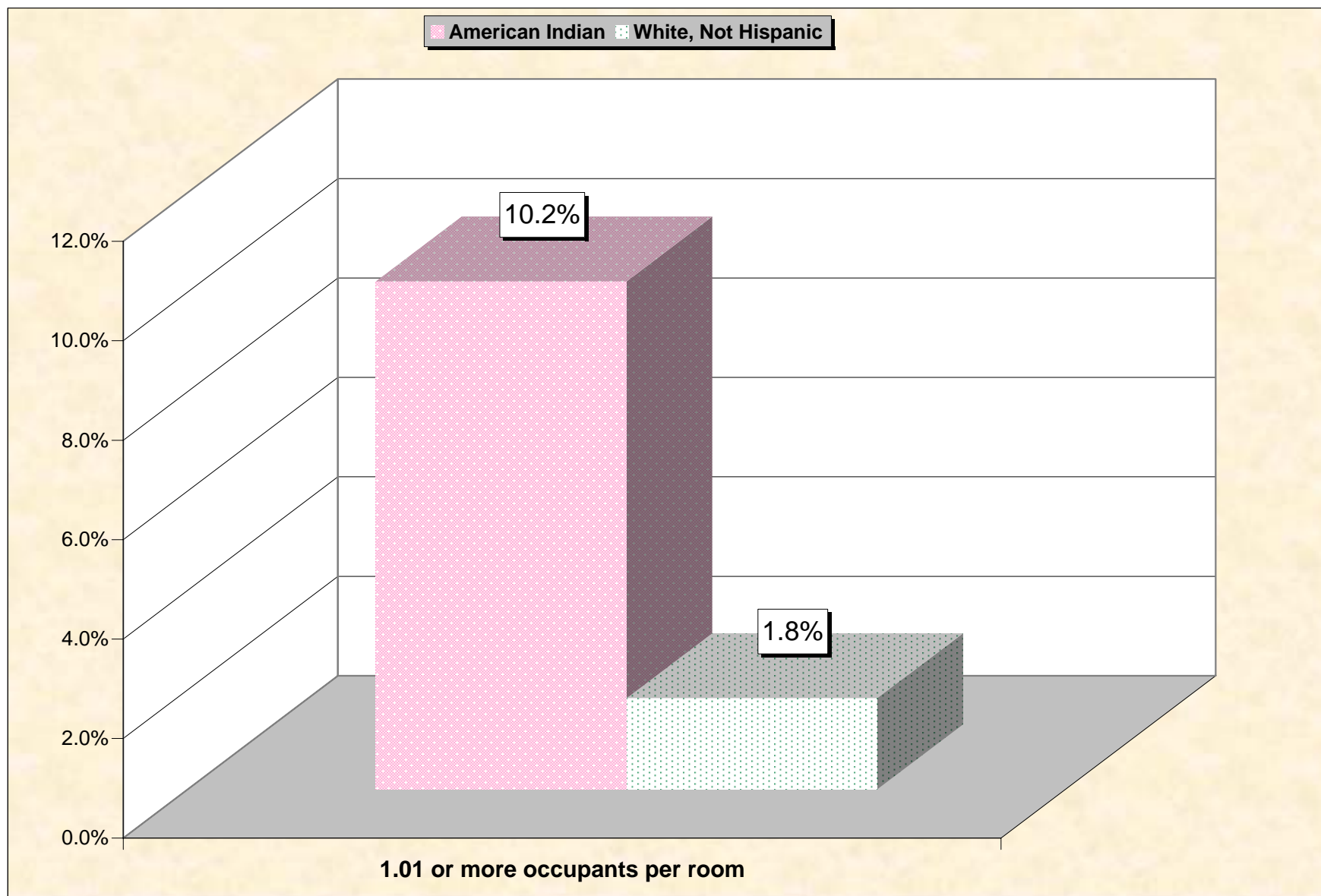
Source: Data Set: Census 2000 Summary File 3 (SF 3) - Sample Data -- PCT74C. MEDIAN EARNINGS IN 1999 (DOLLARS) BY WORK EXPERIENCE IN 1999 BY SEX FOR THE POPULATION 16 YEARS AND OVER WITH EARNINGS (AMERICAN INDIAN AND ALASKA NATIVE ALONE) [6] - Universe: American Indian and Alaska Native alone population 16 years and over with earnings in 1999; PCT74I. MEDIAN EARNINGS IN 1999 (DOLLARS) BY WORK EXPERIENCE IN 1999 BY SEX FOR THE POPULATION 16 YEARS AND OVER WITH EARNINGS (WHITE ALONE, NOT HISPANIC OR LATINO) [6] - Universe: White alone, not Hispanic or Latino population 16 years and over with earnings in 1999

Chart 11 -- Renter-Occupied Housing Florida



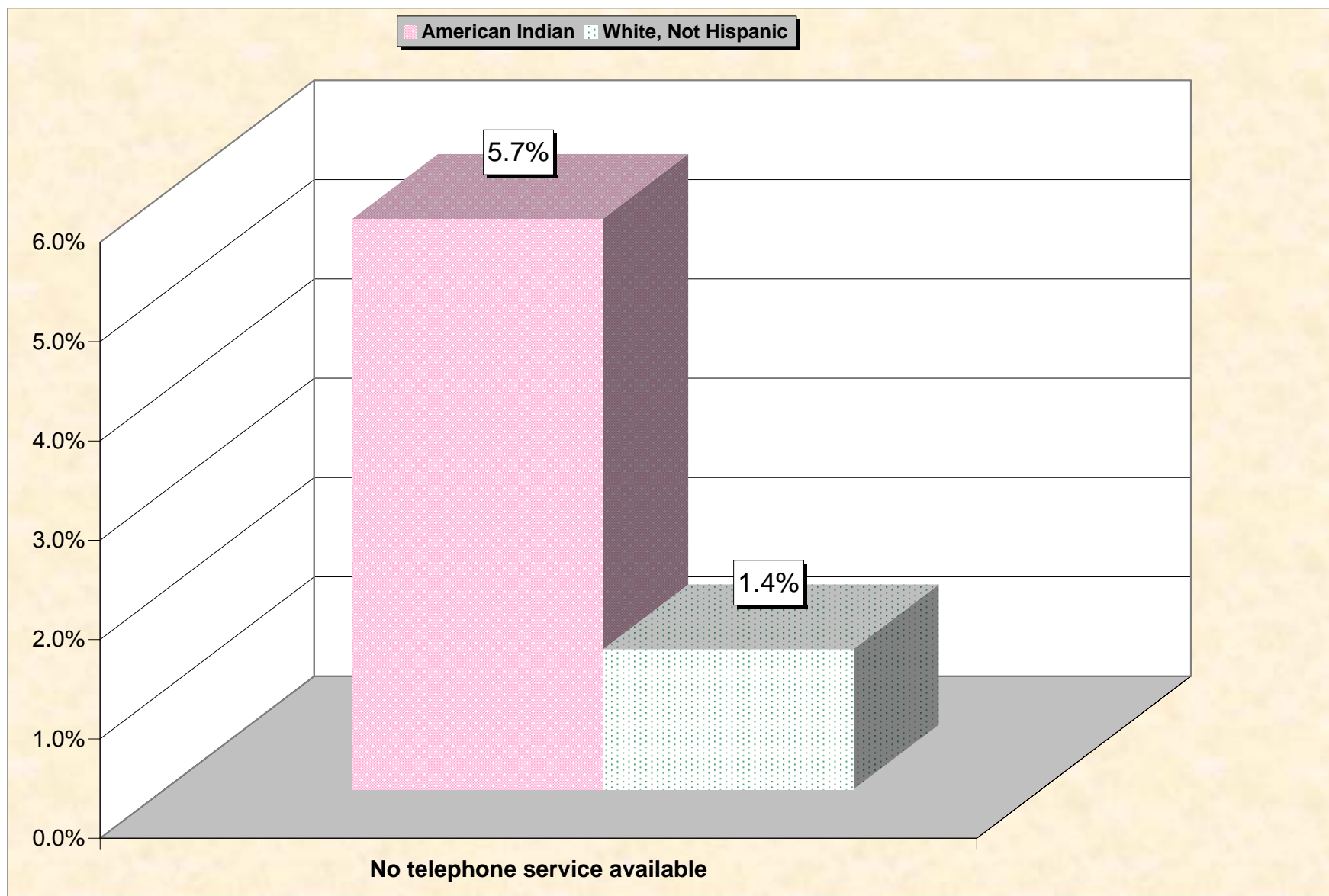
Source: Data Set: Census 2000 Summary File 3 (SF 3) - Sample Data -- H11. TENURE BY RACE OF HOUSEHOLDER [17] - Universe: Occupied housing units; H13. TENURE (WHITE ALONE, NOT HISPANIC OR LATINO HOUSEHOLDER) [3] - Universe: Occupied housing units with a householder who is White alone, not Hispanic or Latino.

**Chart 12 -- Occupants Per Room (Crowding) by Household
Florida**



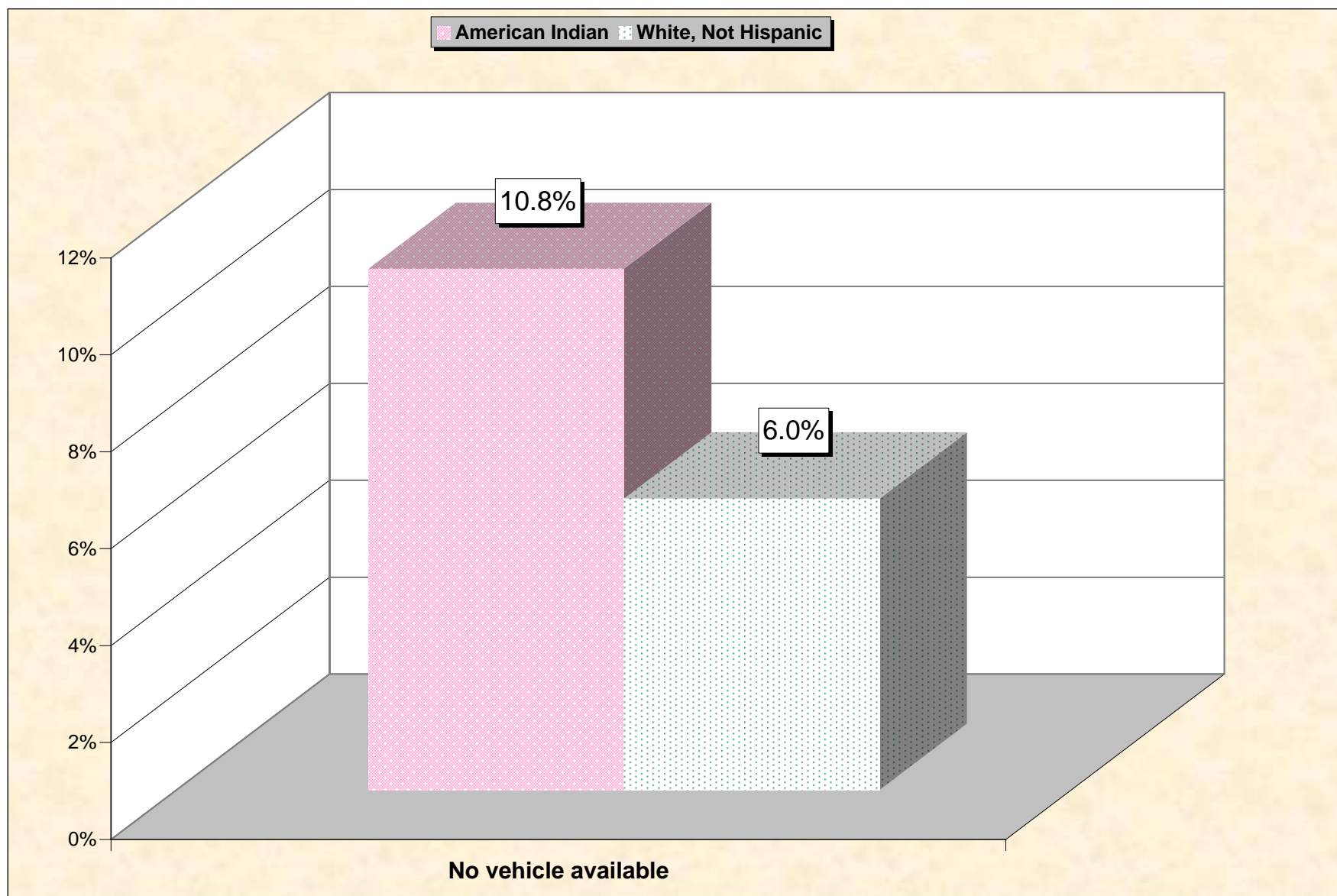
Source: Data Set: Census 2000 Summary File 3 (SF 3) - Sample Data -- HCT29C. OCCUPANTS PER ROOM (AMERICAN INDIAN AND ALASKA NATIVE ALONE HOUSEHOLDER) [3] - Universe: Occupied housing units with a householder who is American Indian and Alaska Native alone; HCT29I. OCCUPANTS PER ROOM (WHITE ALONE, NOT HISPANIC OR LATINO HOUSEHOLDER) [3] - Universe: Occupied housing units with a householder who is White alone, not Hispanic or Latino

**Chart 13 -- Lack of Telephone Service by Household
Florida**



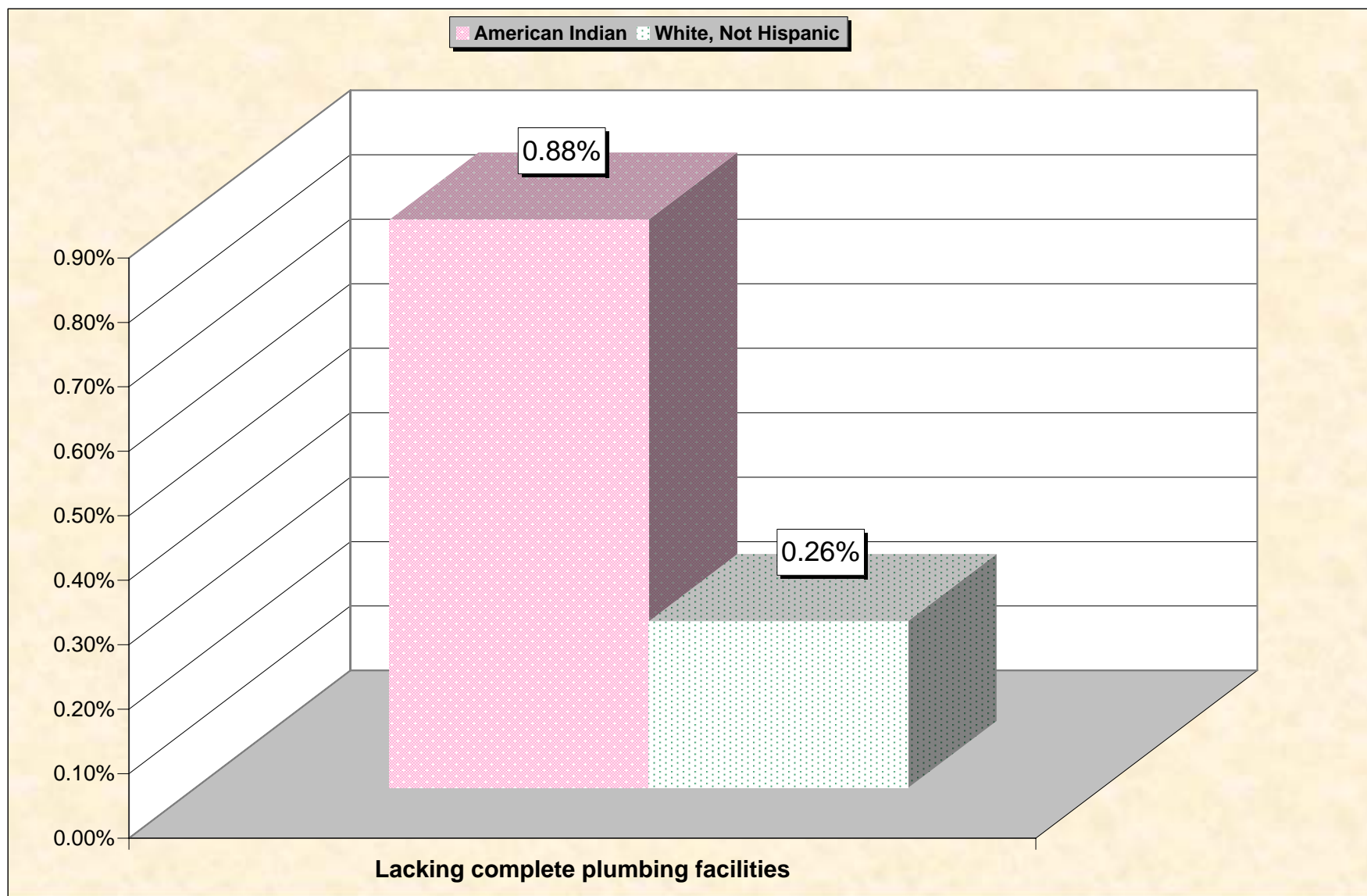
Source: Data Set: Census 2000 Summary File 3 (SF 3) - Sample Data -- HCT32C. TELEPHONE SERVICE AVAILABLE (AMERICAN INDIAN AND ALASKA NATIVE ALONE HOUSEHOLDER) [3] - Universe: Occupied housing units with a householder who is American Indian and Alaska Native alone; HCT32I. TELEPHONE SERVICE AVAILABLE (WHITE ALONE, NOT HISPANIC OR LATINO HOUSEHOLDER) [3] - Universe: Occupied housing units with a householder who is White alone, not Hispanic or Latino

Chart 14 -- Lack of Vehicle By Household Florida



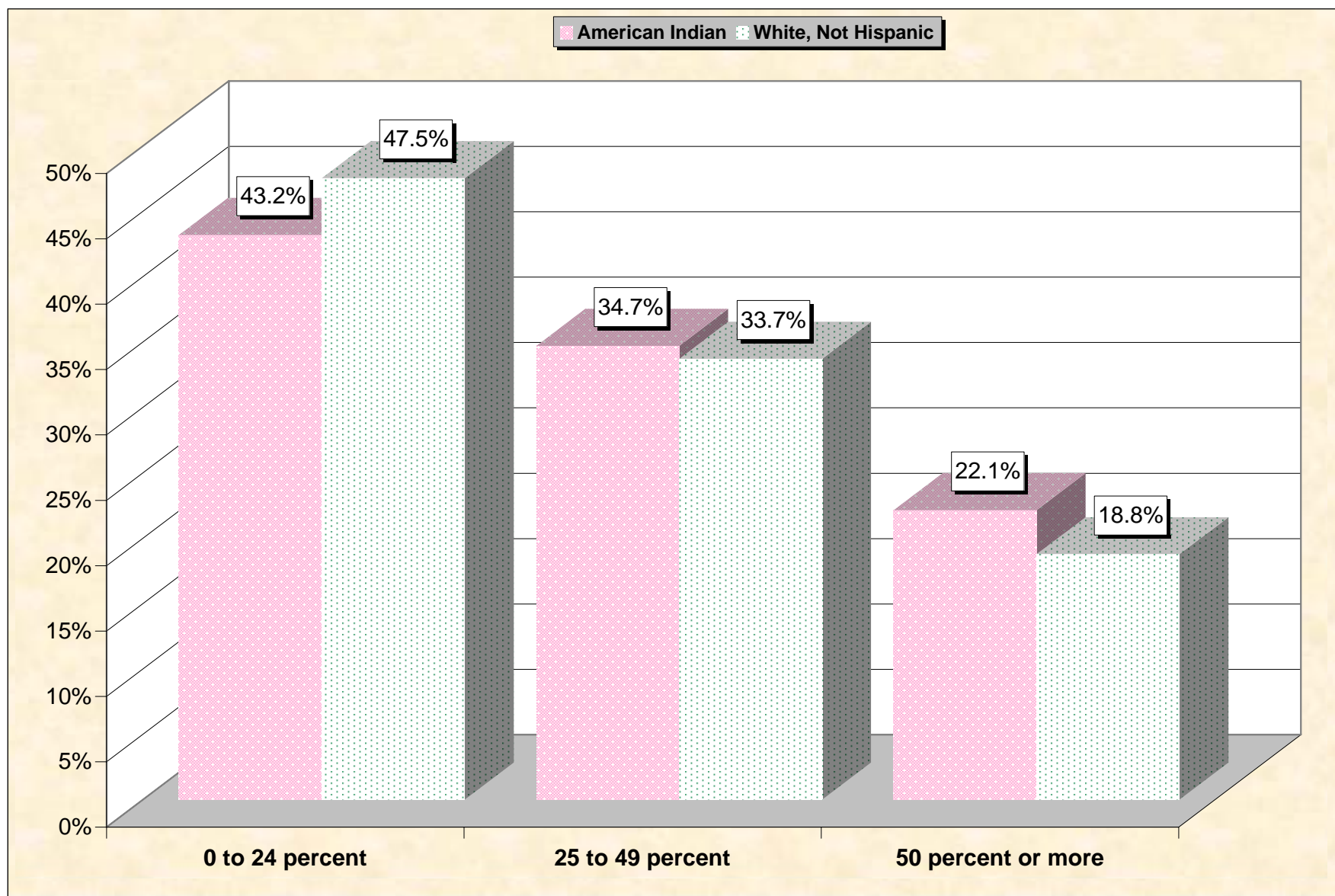
Source: Data Set: Census 2000 Summary File 3 (SF 3) - Sample Data -- HCT33C. VEHICLES AVAILABLE (AMERICAN INDIAN AND ALASKA NATIVE ALONE HOUSEHOLDER) [3] - Universe: Occupied housing units with a householder who is American Indian and Alaska Native alone;; HCT33I. VEHICLES AVAILABLE (WHITE ALONE, NOT HISPANIC OR LATINO HOUSEHOLDER) [3] - Universe: Occupied housing units with a householder who is White alone, not Hispanic or Latino

Chart 15 -- Lack of Plumbing By Household Florida



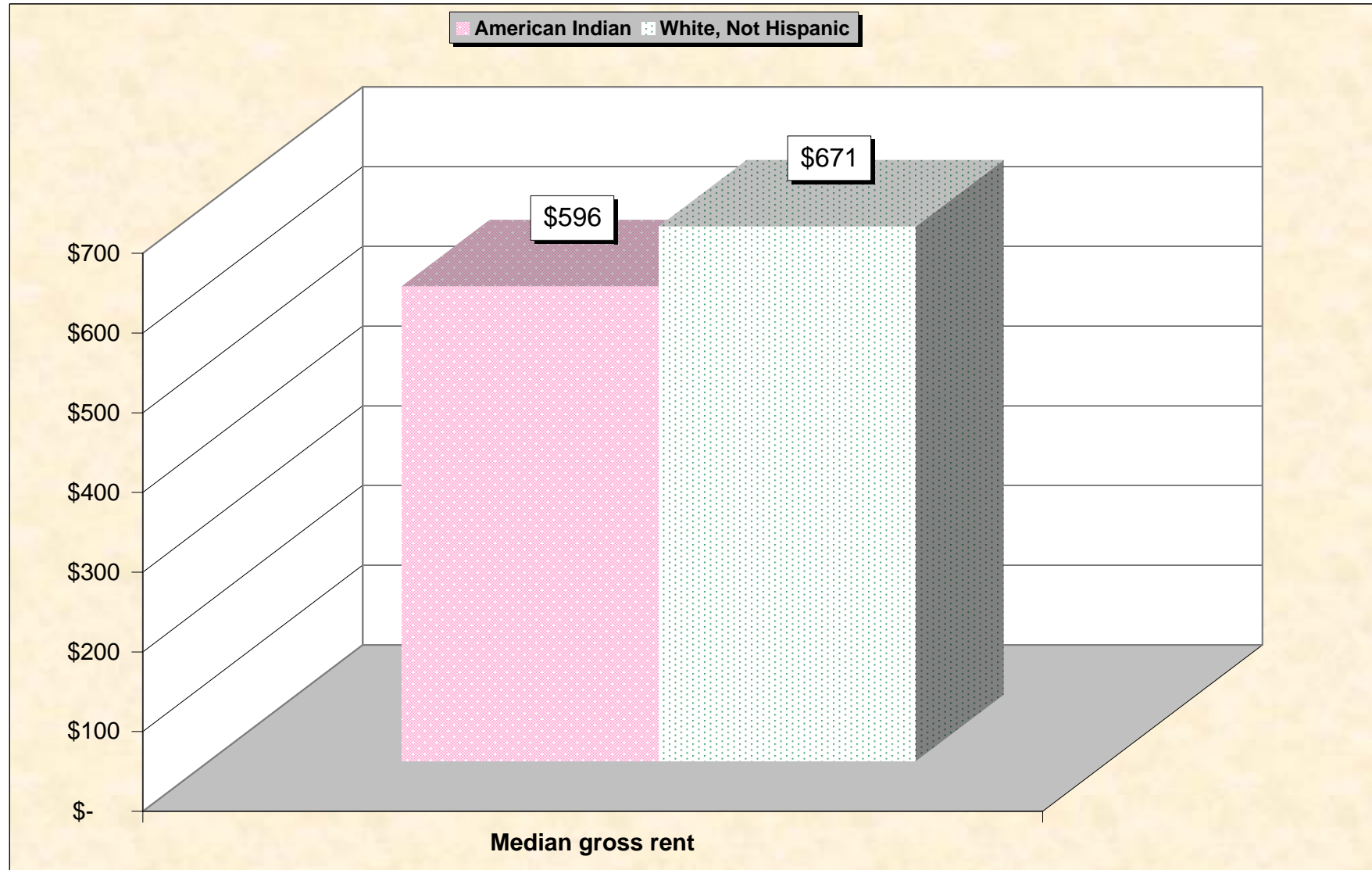
Source: Data Set: Census 2000 Summary File 3 (SF 3) - Sample Data -- HCT34C. PLUMBING FACILITIES (AMERICAN INDIAN AND ALASKA NATIVE ALONE HOUSEHOLDER) [3] - Universe: Occupied housing units with a householder who is American Indian and Alaska Native alone; HCT34I. PLUMBING FACILITIES (WHITE ALONE, NOT HISPANIC OR LATINO HOUSEHOLDER) [3] - Universe: Occupied housing units with a householder who is White alone, not Hispanic or Latino.

**Chart 16 -- Gross Rent as a Percentage of Household Income in 1999
Florida**



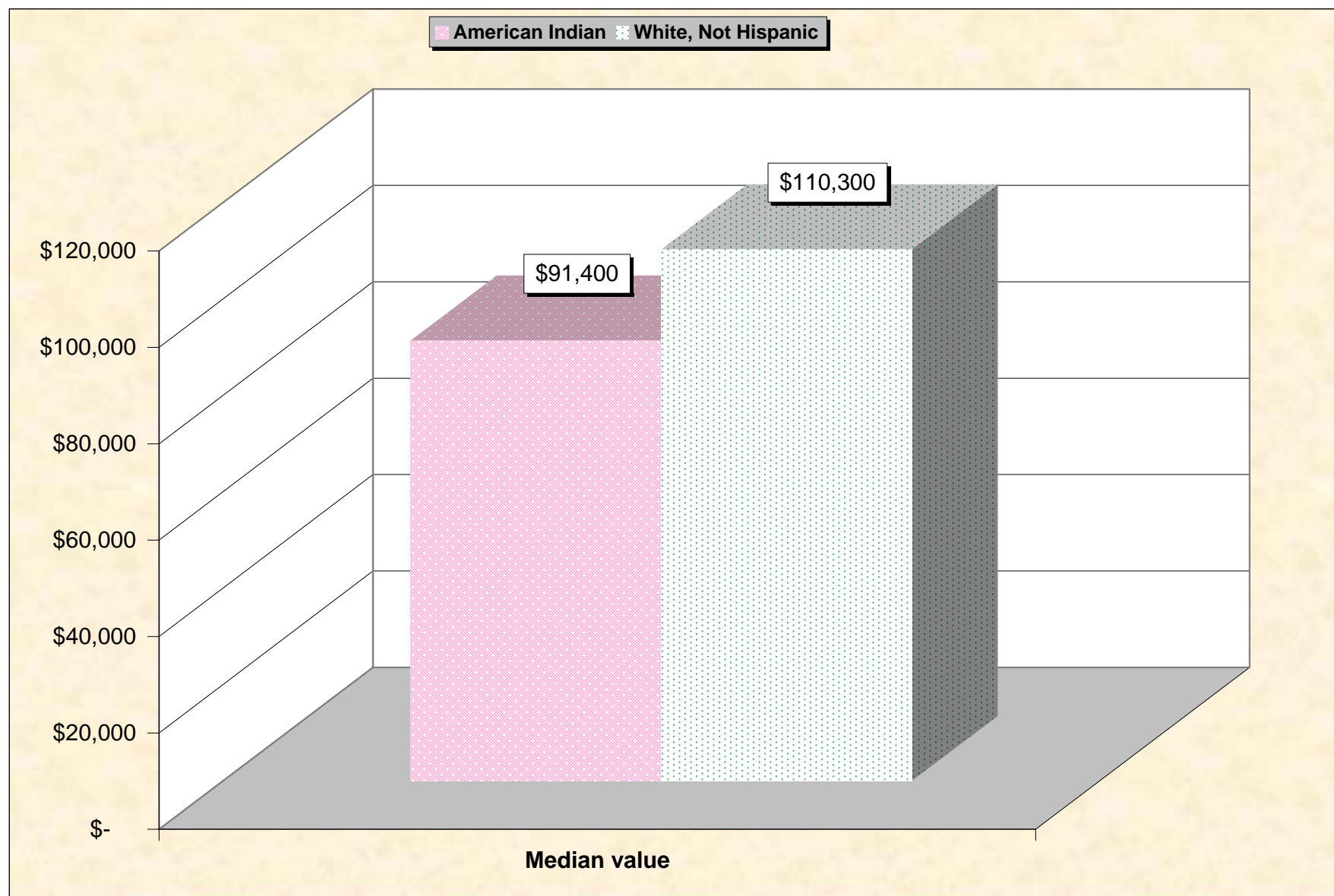
Source: Data Set: Census 2000 Summary File 3 (SF 3) - Sample Data -- HCT39C. GROSS RENT AS A PERCENTAGE OF HOUSEHOLD INCOME IN 1999 (AMERICAN INDIAN AND ALASKA NATIVE ALONE HOUSEHOLDER) [11] - Universe: Specified renter-occupied housing units with a householder who is American Indian and Alaska Native alone; HCT39I. GROSS RENT AS A PERCENTAGE OF HOUSEHOLD INCOME IN 1999 (WHITE ALONE, NOT HISPANIC OR LATINO HOUSEHOLDER) [11] - Universe: Specified renter-occupied housing units with a householder who is White alone, not Hispanic or Latino.

Chart 17 -- Median Gross Rent By Household Florida



Source: Data Set: Census 2000 Summary File 3 (SF 3) - Sample Data -- HCT37C. MEDIAN GROSS RENT (DOLLARS) (AMERICAN INDIAN AND ALASKA NATIVE ALONE HOUSEHOLDER) [1] - Universe: Specified renter-occupied housing units paying cash rent with a householder who is American Indian and Alaska Native alone; HCT37I. MEDIAN GROSS RENT (DOLLARS) (WHITE ALONE, NOT HISPANIC OR LATINO HOUSEHOLDER) [1] - Universe: Specified renter-occupied housing units paying cash rent with a householder who is White alone, not Hispanic or Latino

Chart 18 -- Median Home Value By Household Florida



Source: Data Set: Census 2000 Summary File 3 (SF 3) - Sample Data -- HCT42C. MEDIAN VALUE (DOLLARS) (AMERICAN INDIAN AND ALASKA NATIVE ALONE HOUSEHOLDER) [1] - Universe: Specified owner-occupied housing units with a householder who is American Indian and Alaska Native alone; HCT42I. MEDIAN VALUE (DOLLARS) (WHITE ALONE, NOT HISPANIC OR LATINO HOUSEHOLDER) [1] - Universe: Specified owner-occupied housing units with a householder who is White alone, not Hispanic or Latino

HOUSEHOLDS BY AGE OF HOUSEHOLDER BY HOUSEHOLD TYPE (INCLUDING LIVING ALONE) BY PRESENCE OF OWN CHILDREN UNDER 18 YEARS

Source data for Chart 1

	American Indian Florida	White, Not Hispanic Florida
Total:	19,623	4,566,541
Householder 15 to 64 years:	17,461	3,079,030
Family households:	12,020	2,093,188
Married-couple family:	8,078	1,680,712
With own children under 18 years	4,299	802,284
No own children under 18 years	3,779	878,428
Other family:	3,942	412,476
Male householder, no wife present:	1,107	123,030
With own children under 18 years	603	71990
No own children under 18 years	504	51040
Female householder, no husband present:	2,835	289,446
With own children under 18 years	2,016	192,856
No own children under 18 years	819	96,590
Nonfamily households:	5,441	985,842
Householder living alone	3,834	712,935
Householder not living alone	1607	272907
Householder 65 years and over:	2,162	1,487,511
Family households:	1,257	827,529
Married-couple family:	976	740381
With own children under 18 years	43	4234
No own children under 18 years	933	736147
Other family:	281	87148
Male householder, no wife present:	70	17395
With own children under 18 years	5	612
No own children under 18 years	65	16783
Female householder, no husband present:	211	69753
With own children under 18 years	0	218
No own children under 18 years	211	69535
Nonfamily households:	905	659982
Householder living alone	848	621868
Householder not living alone	57	38114

Source: Data Set: Census 2000 Summary File 3 (SF 3) - Sample Data - P146C. HOUSEHOLDS BY AGE OF HOUSEHOLDER BY HOUSEHOLD TYPE (INCLUDING LIVING ALONE) BY PRESENCE OF OWN CHILDREN UNDER 18 YEARS (AMERICAN INDIAN AND ALASKA NATIVE ALONE HOUSEHOLDER) [31] - Universe: Households with a householder who is American Indian and Alaska Native alone; P146I. HOUSEHOLDS BY AGE OF HOUSEHOLDER BY HOUSEHOLD TYPE (INCLUDING LIVING ALONE) BY PRESENCE OF OWN CHILDREN UNDER 18 YEARS (WHITE ALONE, NOT HISPANIC OR LATINO HOUSEHOLDER) [31] - Universe: Households with a householder who is White alone, not Hispanic or Latino.

SCHOOL ENROLLMENT BY LEVEL OF SCHOOL BY TYPE OF SCHOOL FOR THE POPULATION 3 YEARS AND OVER

Source data for Chart 2

	American Indian Florida	White, Not Hispanic Florida
Total:	52,632	10,156,747
Enrolled in nursery school, preschool:	940	156,155
Public school	504	56,975
Private school	436	99,180
Enrolled in kindergarten:	792	114,980
Public school	610	89,850
Private school	182	25,130
Enrolled in grade 1 to grade 8:	6,135	958,434
Public school	5,673	807,882
Private school	462	150,552
Enrolled in grade 9 to grade 12:	3,176	449,301
Public school	2,887	393,929
Private school	289	55,372
Enrolled in college:	3,651	517,392
Public school	2,797	397,337
Private school	854	120,055
Not enrolled in school	37,938	7,960,485

Source: Data Set: Census 2000 Summary File 3 (SF 3) - Sample Data - P146C. HOUSEHOLDS BY AGE OF HOUSEHOLDER BY HOUSEHOLD TYPE (INCLUDING LIVING ALONE) BY PRESENCE OF OWN CHILDREN UNDER 18 YEARS (AMERICAN INDIAN AND ALASKA NATIVE ALONE HOUSEHOLDER) [31] - Universe: Households with a householder who is American Indian and Alaska Native alone; P146I. HOUSEHOLDS BY AGE OF HOUSEHOLDER BY HOUSEHOLD TYPE (INCLUDING LIVING ALONE) BY PRESENCE OF OWN CHILDREN UNDER 18 YEARS (WHITE ALONE, NOT HISPANIC OR LATINO HOUSEHOLDER) [31] - Universe: Households with a householder who is White alone, not Hispanic or Latino.

SEX BY EDUCATIONAL ATTAINMENT FOR THE POPULATION 25 YEARS AND OVER

Source data for Chart 3

	American Indian Florida	White, Not Hispanic Florida
Total:	35,349	7,721,842
Male:	18,512	3,687,607
Less than 9th grade	2,120	131,808
9th to 12th grade, no diploma	3,093	405,186
High school graduate (includes equivalency)	4,924	1,016,732
Some college, no degree	4,230	853,277
Associate degree	1,272	247,408
Bachelor's degree	1,730	646,556
Graduate or professional degree	1,143	386,640
Female:	16,837	4,034,235
Less than 9th grade	1,504	131,925
9th to 12th grade, no diploma	2,664	440,102
High school graduate (includes equivalency)	4,656	1,326,701
Some college, no degree	4,227	948,762
Associate degree	1,406	315,104
Bachelor's degree	1,711	579,536
Graduate or professional degree	669	292,105

Source: Data Set: Census 2000 Summary File 3 (SF 3) - Sample Data -- P148C. SEX BY EDUCATIONAL ATTAINMENT FOR THE POPULATION 25 YEARS AND OVER (AMERICAN INDIAN AND ALASKA NATIVE ALONE) [17] - Universe: American Indian and Alaska Native alone population 25 years and over; P148I. SEX BY EDUCATIONAL ATTAINMENT FOR THE POPULATION 25 YEARS AND OVER (WHITE ALONE, NOT HISPANIC OR LATINO) [17] - Universe: White alone, not Hispanic or Latino population 25 years and over.

SEX BY EMPLOYMENT STATUS FOR THE POPULATION 16 YEARS AND OVER

Source data for Charts 4 and 5

	American Indian Florida	White, Not Hispanic Florida
Total:	43,123	8,658,205
Male:	22,656	4,165,758
In labor force:	15,620	2,685,821
In Armed Forces	323	39,372
Civilian:	15,297	2,646,449
Employed	14,070	2,541,317
Unemployed	1,227	105,132
Not in labor force	7,036	1,479,937
Female:	20,467	4,492,447
In labor force:	12,307	2,295,292
In Armed Forces	170	5,014
Civilian:	12,137	2,290,278
Employed	10,967	2,194,134
Unemployed	1,170	96,144
Not in labor force	8,160	2,197,155

Source: Data Set: Census 2000 Summary File 3 (SF 3) - Sample Data -- P150C. SEX BY EMPLOYMENT STATUS FOR THE POPULATION 16 YEARS AND OVER (AMERICAN INDIAN AND ALASKA NATIVE ALONE) [15] - Universe: American Indian and Alaska Native alone population 16 years and over; P150I. SEX BY EMPLOYMENT STATUS FOR THE POPULATION 16 YEARS AND OVER (WHITE ALONE, NOT HISPANIC OR LATINO) [15] - Universe: White alone, not Hispanic or Latino population 16 years and over

HOUSEHOLD INCOME IN 1999

Source data for Chart 6

	American Indian Florida	White, Not Hispanic Florida
Total:	19,623	4,566,541
Less than \$10,000	2,556	345,282
\$10,000 to \$14,999	1,672	281,771
\$15,000 to \$19,999	1,504	297,734
\$20,000 to \$24,999	1,560	329,297
\$25,000 to \$29,999	1,477	324,428
\$30,000 to \$34,999	1,527	316,206
\$35,000 to \$39,999	1,220	288,351
\$40,000 to \$44,999	1,364	277,776
\$45,000 to \$49,999	872	239,995
\$50,000 to \$59,999	1,619	423,238
\$60,000 to \$74,999	1,580	462,832
\$75,000 to \$99,999	1,325	433,368
\$100,000 to \$124,999	547	219,526
\$125,000 to \$149,999	330	105,252
\$150,000 to \$199,999	230	96,142
\$200,000 or more	240	125,343

Source: Data Set: Census 2000 Summary File 3 (SF 3) - Sample Data -- P151C. HOUSEHOLD INCOME IN 1999 (AMERICAN INDIAN AND ALASKA NATIVE ALONE HOUSEHOLDER) [17] - Universe: Households with a householder who is American Indian and Alaska Native alone; P151I. HOUSEHOLD INCOME IN 1999 (WHITE ALONE, NOT HISPANIC OR LATINO HOUSEHOLDER) [17] - Universe: Households with a householder who is White alone, not Hispanic or Latino

MEDIAN FAMILY INCOME IN 1999

Source data for Chart 7

	American Indian Florida	White, Not Hispanic Florida
Median family income in 1999	\$ 38,501	\$ 50,553

Source: Data Set: Census 2000 Summary File 3 (SF 3) - Sample Data -- P155C. MEDIAN FAMILY INCOME IN 1999 (DOLLARS) (AMERICAN INDIAN AND ALASKA NATIVE ALONE HOUSEHOLDER) [1] - Universe: Families with a householder who is American Indian and Alaska Native alone ; P155I. MEDIAN FAMILY INCOME IN 1999 (DOLLARS) (WHITE ALONE, NOT HISPANIC OR LATINO HOUSEHOLDER) [1] - Universe: Families with a householder who is White alone, not Hispanic or Latino

PER CAPITA INCOME IN 1999

Source data for Chart 8

	American Indian Florida	White, Not Hispanic Florida
Per capita income in 1999	\$ 16,598	\$ 25,379

Source: Data Set: Census 2000 Summary File 3 (SF 3) - Sample Data -- P157C. PER CAPITA INCOME IN 1999 (DOLLARS) (AMERICAN INDIAN AND ALASKA NATIVE ALONE) [1] - Universe: American Indian and Alaska Native alone population; P157I. PER CAPITA INCOME IN 1999 (DOLLARS) (WHITE ALONE, NOT HISPANIC OR LATINO) [1] - Universe: White alone, not Hispanic or Latino population

POVERTY STATUS IN 1999 BY AGE

Source data for Chart 9

	American Indian Florida	White, Not Hispanic Florida
Total:	52,170	10,242,188
Income in 1999 below poverty level:	10,686	830,039
Under 5 years	803	52,722
5 years	237	10,559
6 to 11 years	1,042	70,148
12 to 17 years	1,171	63,725
18 to 64 years	6,742	484,244
65 to 74 years	451	62,400
75 years and over	240	86,241
Income in 1999 at or above poverty level:	41,484	9,412,149
Under 5 years	2,274	449,251
5 years	449	96,163
6 to 11 years	3,346	624,231
12 to 17 years	3,427	618,606
18 to 64 years	29,393	5,517,067
65 to 74 years	1,734	1,100,546
75 years and over	861	1,006,285

Source: Data Set: Census 2000 Summary File 3 (SF 3) - Sample Data -- P159C. POVERTY STATUS IN 1999 BY AGE (AMERICAN INDIAN AND ALASKA NATIVE ALONE) [17] - Universe: American Indian and Alaska Native alone population for whom poverty status is determined;P159I. POVERTY STATUS IN 1999 BY AGE (WHITE ALONE, NOT HISPANIC OR LATINO) [17] - Universe: White alone, not Hispanic or Latino population for whom poverty status is determined.

MEDIAN EARNINGS IN 1999

Source data for Chart 10

	American Indian Florida	White, Not Hispanic Florida
Median earnings in 1999 --		
Worked full-time, year-round in 1999 --		
Total	\$ 25,737	\$ 31,487
Male	\$ 27,334	\$ 36,197
Female	\$ 22,345	\$ 26,846
Other --		
Total	\$ 9,998	\$ 10,683
Male	\$ 11,261	\$ 11,881
Female	\$ 8,741	\$ 9,864

Source: Data Set: Census 2000 Summary File 3 (SF 3) - Sample Data -- PCT74C. MEDIAN EARNINGS IN 1999 (DOLLARS) BY WORK EXPERIENCE IN 1999 BY SEX FOR THE POPULATION 16 YEARS AND OVER WITH EARNINGS (AMERICAN INDIAN AND ALASKA NATIVE ALONE) [6] - Universe: American Indian and Alaska Native alone population 16 years and over with earnings in 1999; PCT74I. MEDIAN EARNINGS IN 1999 (DOLLARS) BY WORK EXPERIENCE IN 1999 BY SEX FOR THE POPULATION 16 YEARS AND OVER WITH EARNINGS (WHITE ALONE, NOT HISPANIC OR LATINO) [6] - Universe: White alone, not Hispanic or Latino population 16 years and over with earnings in 1999

TENURE BY RACE OF HOUSEHOLDER

Source data for Chart 11

	Florida
Total:	6,337,929
Owner occupied:	4,441,711
Householder who is White alone	3,878,828
Householder who is Black or African American alone	376,957
Householder who is American Indian and Alaska Native alone	11,610
Householder who is Asian alone	49,897
Householder who is Native Hawaiian and Other Pacific Islander alone	919
Householder who is Some other race alone	58,887
Householder who is Two or more races	64,613
Renter occupied:	1,896,218
Householder who is White alone	1,355,110
Householder who is Black or African American alone	373,584
Householder who is American Indian and Alaska Native alone	7,790
Householder who is Asian alone	32,192
Householder who is Native Hawaiian and Other Pacific Islander alone	995
Householder who is Some other race alone	66,525
Householder who is Two or more races	60,022

White alone, not Hispanic

White, Not Hispanic

		Florida
Total:		4,574,292
Owner occupied		3,494,807
Renter occupied		1,079,485

Source: Data Set: Census 2000 Summary File 3 (SF 3) - Sample Data -- H11. TENURE BY RACE OF HOUSEHOLDER [17] - Universe: Occupied housing units; H13. TENURE (WHITE ALONE, NOT HISPANIC OR LATINO HOUSEHOLDER) [3] - Universe: Occupied housing units with a householder who is White alone, not Hispanic or Latino.

OCCUPANTS PER ROOM

Source data for Chart 12

	American Indian Florida	White, Not Hispanic Florida
Total:	19,400	4,574,292
1.00 or less occupants per room	17,418	4,490,383
1.01 or more occupants per room	1,982	83,909

Source: Data Set: Census 2000 Summary File 3 (SF 3) - Sample Data -- HCT29C. OCCUPANTS PER ROOM (AMERICAN INDIAN AND ALASKA NATIVE ALONE HOUSEHOLDER) [3] - Universe: Occupied housing units with a householder who is American Indian and Alaska Native alone; HCT29I. OCCUPANTS PER ROOM (WHITE ALONE, NOT HISPANIC OR LATINO HOUSEHOLDER) [3] - Universe: Occupied housing units with a householder who is White alone, not Hispanic or Latino

TELEPHONE SERVICE AVAILABLE

Source data for Chart 13

	American Indian Florida	White, Not Hispanic Florida
Total:	19,400	4,574,292
With telephone service available	18,285	4,509,673
No telephone service available	1,115	64,619

Source: Data Set: Census 2000 Summary File 3 (SF 3) - Sample Data -- HCT32C. TELEPHONE SERVICE AVAILABLE (AMERICAN INDIAN AND ALASKA NATIVE ALONE HOUSEHOLDER) [3] - Universe: Occupied housing units with a householder who is American Indian and Alaska Native alone; HCT32I. TELEPHONE SERVICE AVAILABLE (WHITE ALONE, NOT HISPANIC OR LATINO HOUSEHOLDER) [3] - Universe: Occupied housing units with a householder who is White alone, not Hispanic or Latino

VEHICLES AVAILABLE

Source data for Chart 14

	American Indian Florida	White, Not Hispanic Florida
Total:	19,400	4,574,292
No vehicle available	2,086	275,112
1 or more vehicles available	17,314	4,299,180

Source: Data Set: Census 2000 Summary File 3 (SF 3) - Sample Data -- HCT33C. VEHICLES AVAILABLE (AMERICAN INDIAN AND ALASKA NATIVE ALONE HOUSEHOLDER) [3] - Universe: Occupied housing units with a householder who is American Indian and Alaska Native alone;; HCT33I. VEHICLES AVAILABLE (WHITE ALONE, NOT HISPANIC OR LATINO HOUSEHOLDER) [3] - Universe: Occupied housing units with a householder who is White alone, not Hispanic or Latino

PLUMBING FACILITIES

Source data for Chart 15

	American Indian Florida	White, Not Hispanic Florida
Total:	19,400	4,574,292
Complete plumbing facilities	19,229	4,509,673
Lacking complete plumbing facilities	171	64,619

Source: Data Set: Census 2000 Summary File 3 (SF 3) - Sample Data -- HCT34C. PLUMBING FACILITIES (AMERICAN INDIAN AND ALASKA NATIVE ALONE HOUSEHOLDER) [3] - Universe: Occupied housing units with a householder who is American Indian and Alaska Native alone; HCT34I. PLUMBING FACILITIES (WHITE ALONE, NOT HISPANIC OR LATINO HOUSEHOLDER) [3] - Universe: Occupied housing units with a householder who is White alone, not Hispanic or Latino.

GROSS RENT AS A PERCENTAGE OF HOUSEHOLD INCOME IN 1999

Source data for Chart 16

	American Indian Florida	White, Not Hispanic Florida
Total:	7,705	1,074,640
Less than 10 percent	360	53,982
10 to 14 percent	737	113,173
15 to 19 percent	896	156,987
20 to 24 percent	1089	146,587
25 to 29 percent	833	115,905
30 to 34 percent	608	82,938
35 to 39 percent	379	58,995
40 to 49 percent	656	76,053
50 percent or more	1,579	185,877
Not computed	568	84,143

Source: Data Set: Census 2000 Summary File 3 (SF 3) - Sample Data -- HCT39C. GROSS RENT AS A PERCENTAGE OF HOUSEHOLD INCOME IN 1999 (AMERICAN INDIAN AND ALASKA NATIVE ALONE HOUSEHOLDER) [11] - Universe: Specified renter-occupied housing units with a householder who is American Indian and Alaska Native alone; HCT39I. GROSS RENT AS A PERCENTAGE OF HOUSEHOLD INCOME IN 1999 (WHITE ALONE, NOT HISPANIC OR LATINO HOUSEHOLDER) [11] - Universe: Specified renter-occupied housing units with a householder who is White alone, not Hispanic or Latino.

MEDIAN GROSS RENT

Source data for Chart 17

	American Indian	White, Not Hispanic
	Florida	Florida
Median gross rent	\$ 596	\$ 671

Source: Data Set: Census 2000 Summary File 3 (SF 3) - Sample Data -- HCT37C. MEDIAN GROSS RENT (DOLLARS) (AMERICAN INDIAN AND ALASKA NATIVE ALONE HOUSEHOLDER) [1] - Universe: Specified renter-occupied housing units paying cash rent with a householder who is American Indian and Alaska Native alone; HCT37I. MEDIAN GROSS RENT (DOLLARS) (WHITE ALONE, NOT HISPANIC OR LATINO HOUSEHOLDER) [1] - Universe: Specified renter-occupied housing units paying cash rent with a householder who is White alone, not Hispanic or Latino

MEDIAN HOME VALUE

Source data for Chart 18

	American Indian	White, Not Hispanic
	Florida	Florida
Median value	\$ 91,400	\$ 110,300

Source: Data Set: Census 2000 Summary File 3 (SF 3) - Sample Data -- HCT42C. MEDIAN VALUE (DOLLARS) (AMERICAN INDIAN AND ALASKA NATIVE ALONE HOUSEHOLDER) [1] - Universe: Specified owner-occupied housing units with a householder who is American Indian and Alaska Native alone; HCT42I. MEDIAN VALUE (DOLLARS) (WHITE ALONE, NOT HISPANIC OR LATINO HOUSEHOLDER) [1] - Universe: Specified owner-occupied housing units with a householder who is White alone, not Hispanic or Latino