

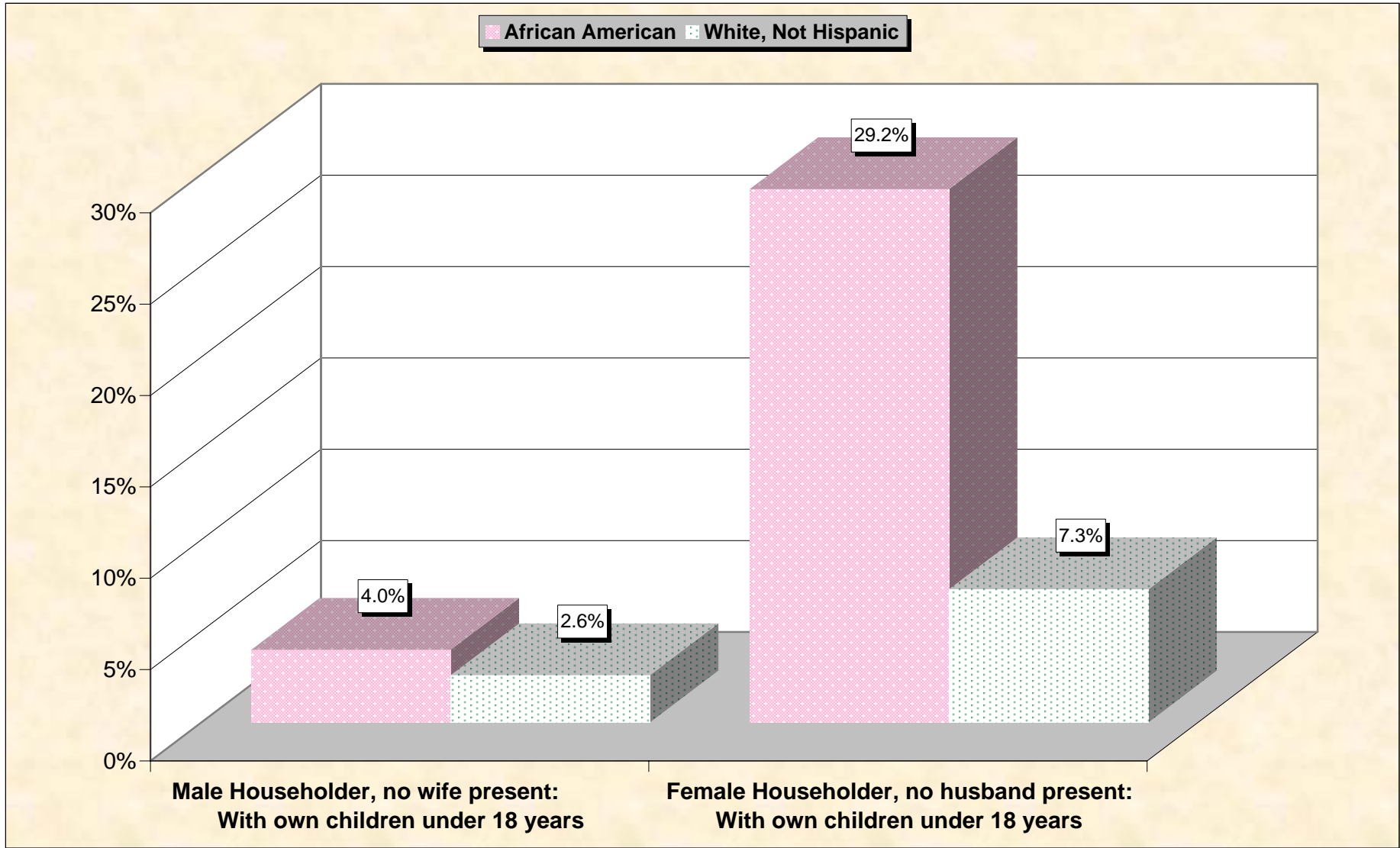
## **Selected Socio-Economic Data**

**Charlotte--Gastonia--Rock Hill, NC--SC MSA (part); South Carolina**

**African American and White, Not Hispanic**

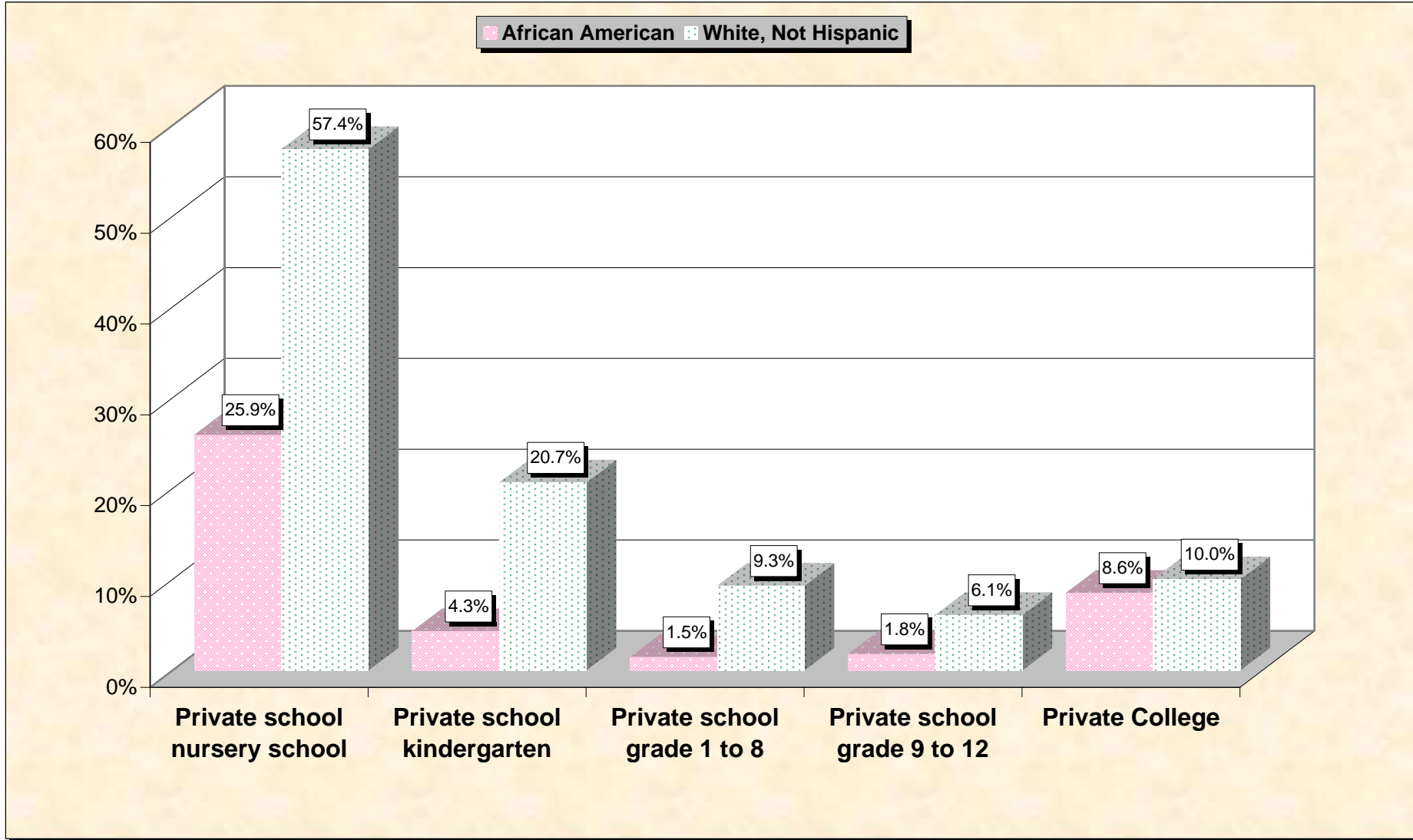
**Data Set: Census 2000 Summary File 3 (SF 3) - Sample Data**

# Chart 1 -- Single-Parent Family Households (Householder 15 to 64 years) Charlotte--Gastonia--Rock Hill, NC--SC MSA (part); South Carolina



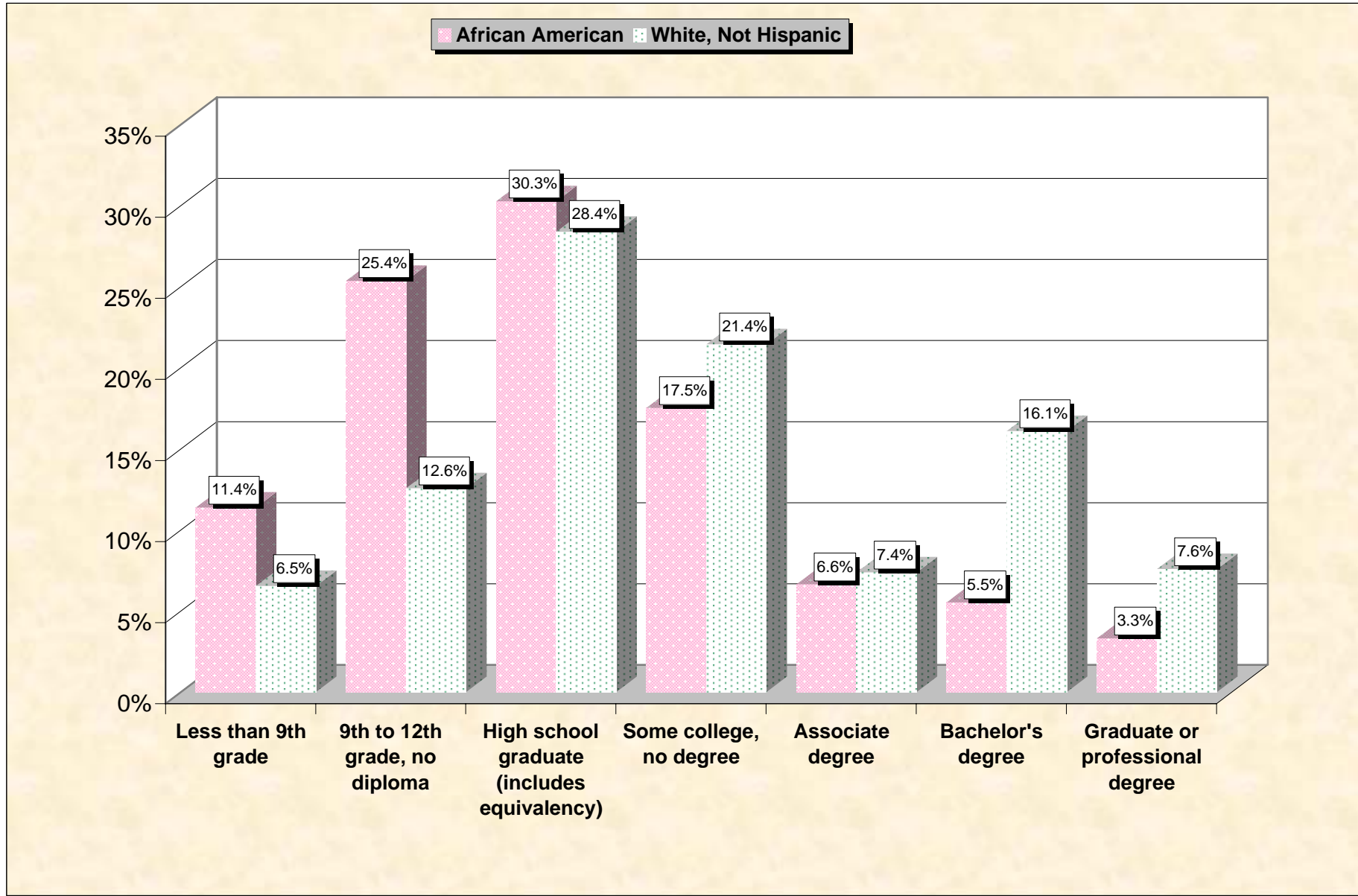
Source: Data Set: Census 2000 Summary File 3 (SF 3) - Sample Data - P146B. HOUSEHOLDS BY AGE OF HOUSEHOLDER BY HOUSEHOLD TYPE (INCLUDING LIVING ALONE) BY PRESENCE OF OWN CHILDREN UNDER 18 YEARS (BLACK OR AFRICAN AMERICAN ALONE HOUSEHOLDER) [31] - Universe: Households with a householder who is Black or African American alone; P146I. HOUSEHOLDS BY AGE OF HOUSEHOLDER BY HOUSEHOLD TYPE (INCLUDING LIVING ALONE) BY PRESENCE OF OWN CHILDREN UNDER 18 YEARS (WHITE ALONE, NOT HISPANIC OR LATINO HOUSEHOLDER) [31] - Universe: Households with a householder who is White alone, not Hispanic or Latino.

## Chart 2 -- Private School Enrollment (3 years and over) Charlotte--Gastonia--Rock Hill, NC--SC MSA (part); South Carolina



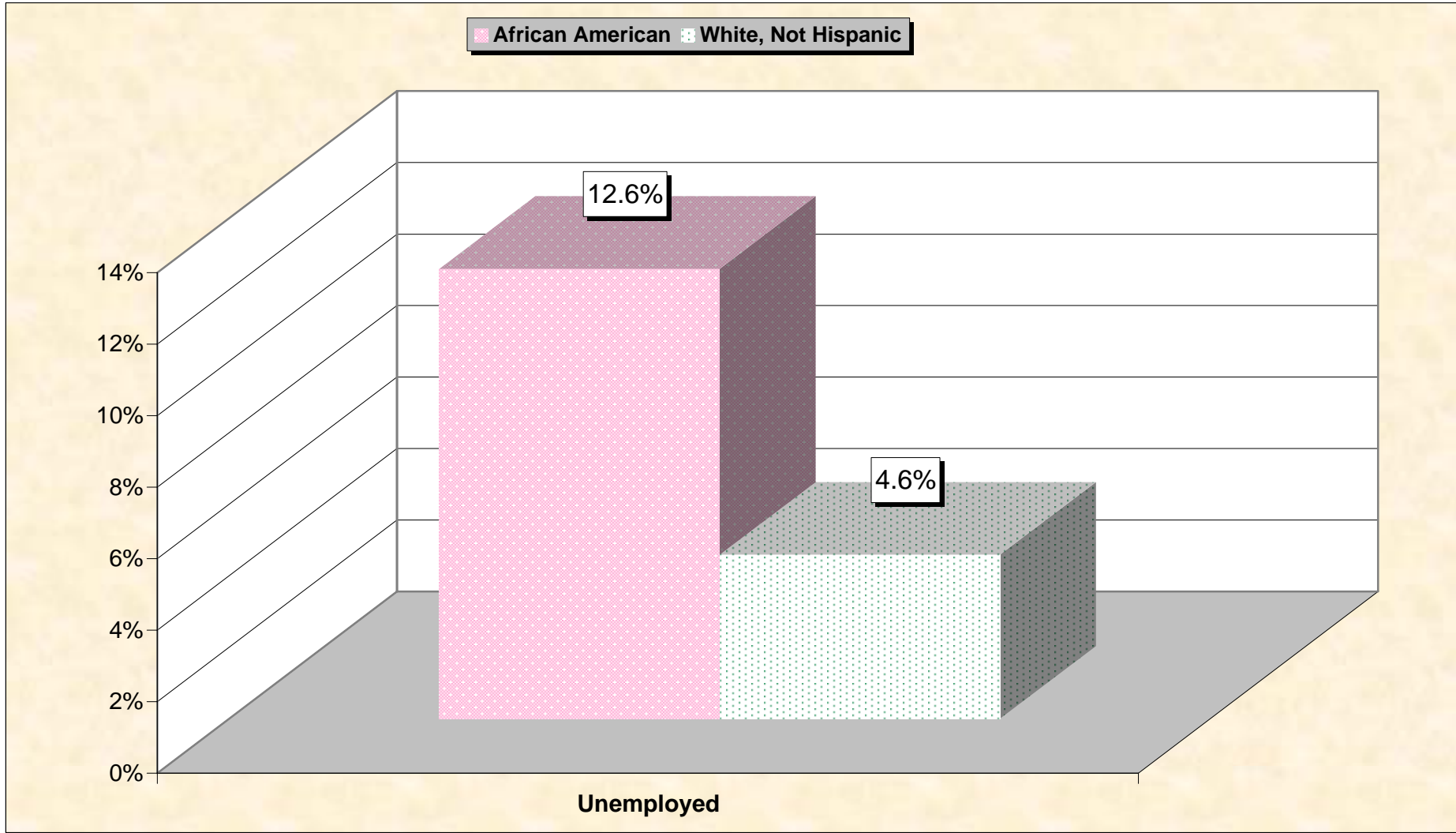
Source: Data Set: Census 2000 Summary File 3 (SF 3) - Sample Data -- P147B. SCHOOL ENROLLMENT BY LEVEL OF SCHOOL BY TYPE OF SCHOOL FOR THE POPULATION 3 YEARS AND OVER (BLACK OR AFRICAN AMERICAN ALONE) [17] - Universe: Black or African American alone 3 years and over; P147I. SCHOOL ENROLLMENT BY LEVEL OF SCHOOL BY TYPE OF SCHOOL FOR THE POPULATION 3 YEARS AND OVER (WHITE ALONE, NOT HISPANIC OR LATINO) [17] - Universe: White alone, not Hispanic or Latino population 3 years and over.

# Chart 3 -- Educational Attainment (25 years and over) Charlotte--Gastonia--Rock Hill, NC--SC MSA (part); South Carolina



Source: Data Set: Census 2000 Summary File 3 (SF 3) - Sample Data -- P148B. SEX BY EDUCATIONAL ATTAINMENT FOR THE POPULATION 25 YEARS AND OVER (BLACK OR AFRICAN AMERICAN ALONE) [17] - Universe: Black or African American alone 25 years and over; P148I. SEX BY EDUCATIONAL ATTAINMENT FOR THE POPULATION 25 YEARS AND OVER (WHITE ALONE, NOT HISPANIC OR LATINO) [17] - Universe: White alone, not Hispanic or Latino population 25 years and over.

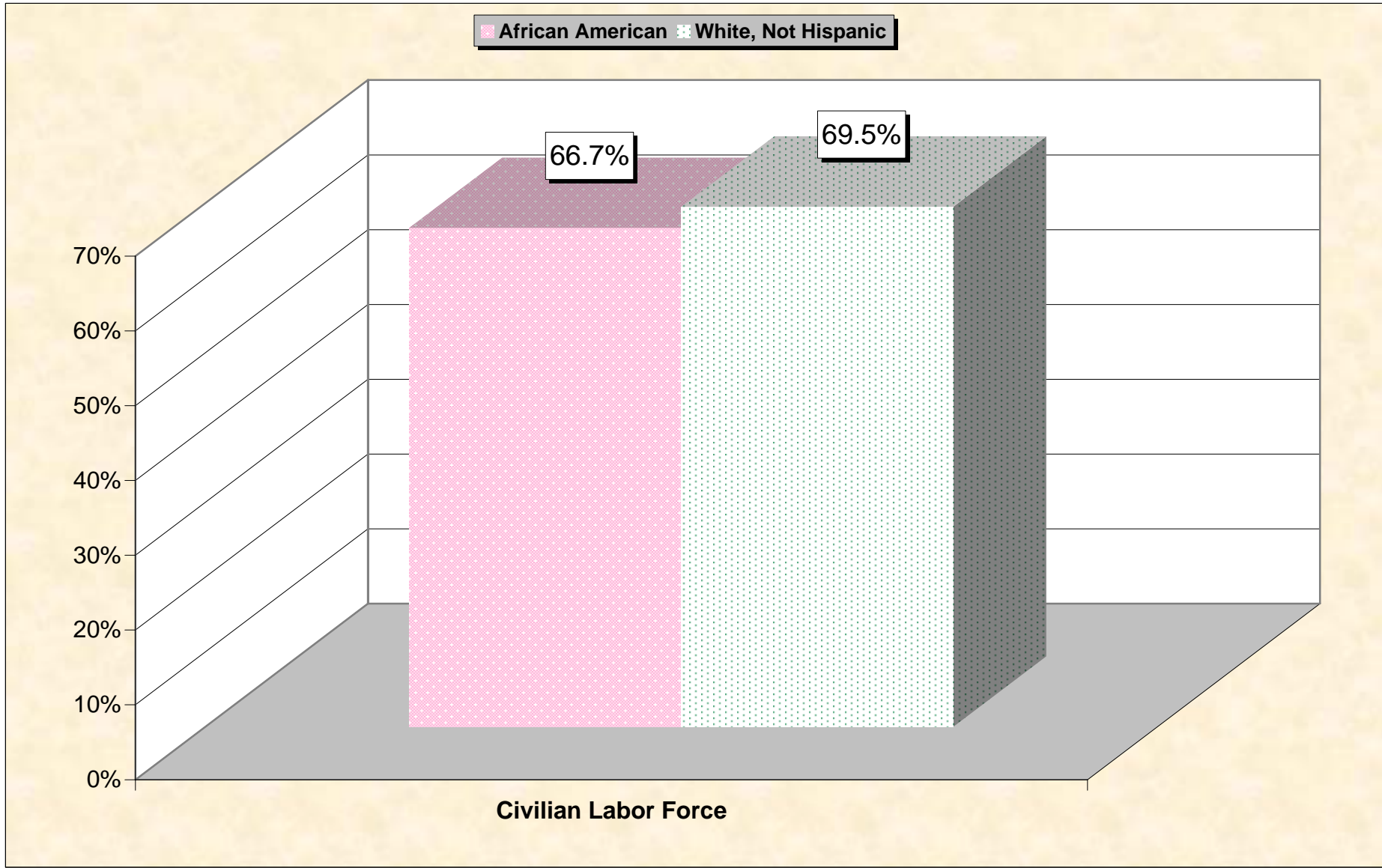
# Chart 4 -- Unemployment Rate (Civilian Labor Force) Charlotte--Gastonia--Rock Hill, NC--SC MSA (part); South Carolina



**Note:** Unemployment rate is defined as a percentage of the civilian labor force.

Source: Data Set: Census 2000 Summary File 3 (SF 3) - Sample Data -- P150B. SEX BY EMPLOYMENT STATUS FOR THE POPULATION 16 YEARS AND OVER (BLACK OR AFRICAN AMERICAN ALONE) [15] - Universe: Black or African American alone 16 years and over; P150I. SEX BY EMPLOYMENT STATUS FOR THE POPULATION 16 YEARS AND OVER (WHITE ALONE, NOT HISPANIC OR LATINO) [15] - Universe: White alone, not Hispanic or Latino population 16 years and over

# Chart 5 -- Labor Force Participation (Civilian Labor Force) Charlotte--Gastonia--Rock Hill, NC--SC MSA (part); South Carolina

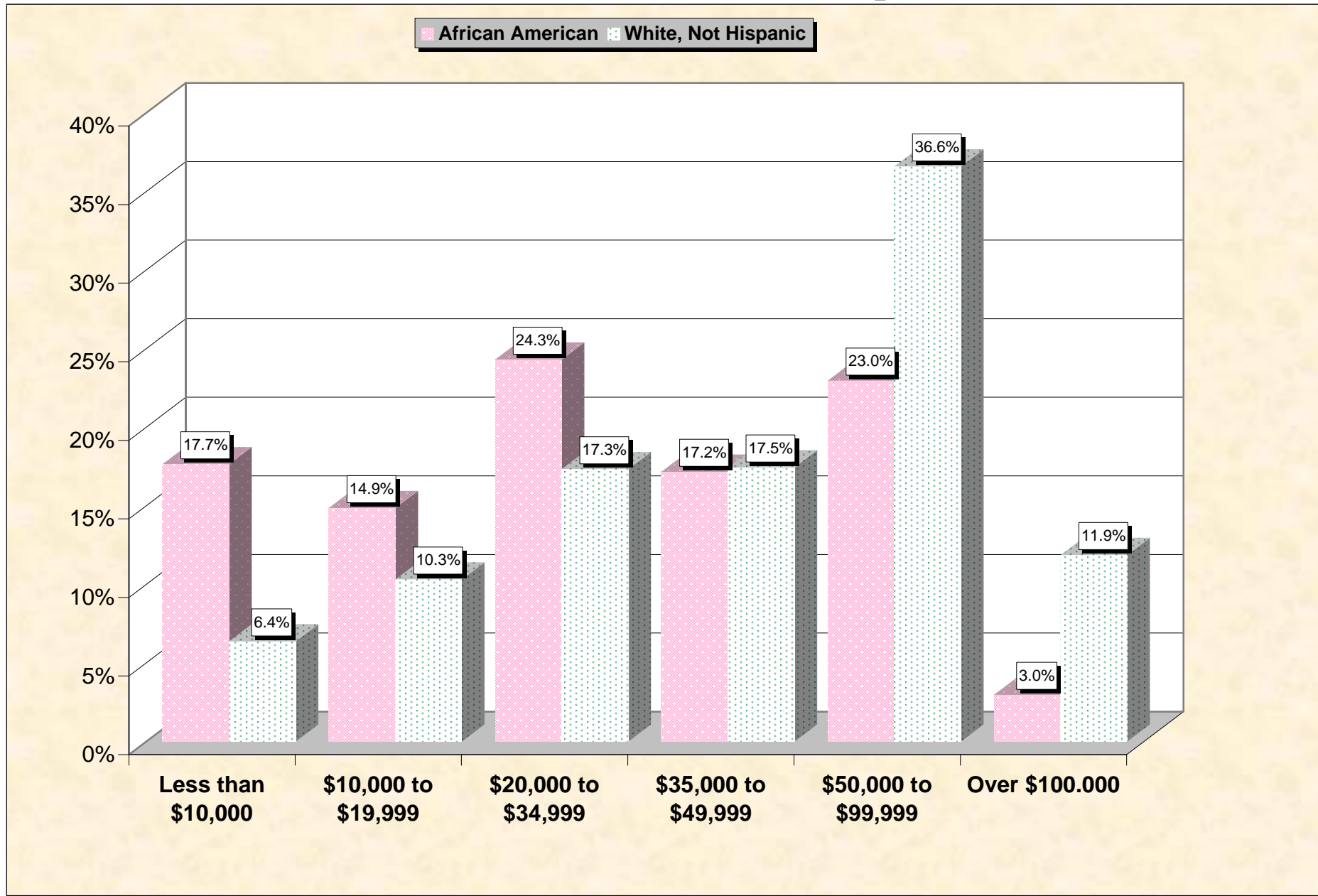


**Note:** Labor force participation rate is defined as a percentage of the civilian population over 16.

Source: Data Set: Census 2000 Summary File 3 (SF 3) - Sample Data -- P150B. SEX BY EMPLOYMENT STATUS FOR THE POPULATION 16 YEARS AND OVER (BLACK OR AFRICAN AMERICAN ALONE) [15] - Universe: Black or African American alone 16 years and over; P150I. SEX BY EMPLOYMENT STATUS FOR THE POPULATION 16 YEARS AND OVER (WHITE ALONE, NOT HISPANIC OR LATINO) [15] - Universe: White alone, not Hispanic or Latino population 16 years and over

# Chart 6 -- Household Income in 1999

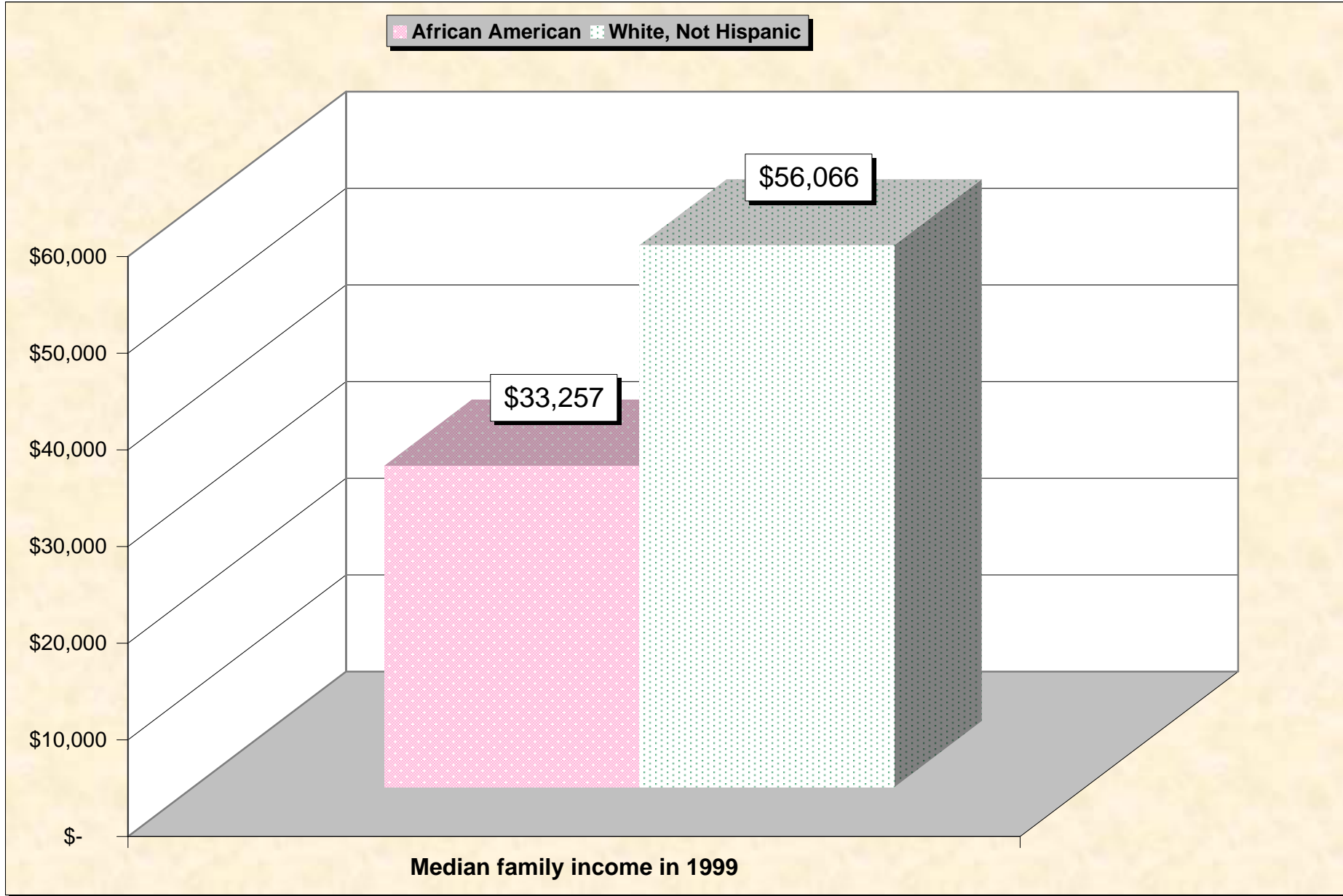
## Charlotte--Gastonia--Rock Hill, NC--SC MSA (part); South Carolina



Source: Data Set: Census 2000 Summary File 3 (SF 3) - Sample Data -- P151B. HOUSEHOLD INCOME IN 1999 (BLACK OR AFRICAN AMERICAN ALONE HOUSEHOLDER) [17] - Universe: Households with a householder who is Black or African American alone; P151I. HOUSEHOLD INCOME IN 1999 (WHITE ALONE, NOT HISPANIC OR LATINO HOUSEHOLDER) [17] - Universe: Households with a householder who is White alone, not Hispanic or Latino

# Chart 7 -- Median Family Income In 1999

## Charlotte--Gastonia--Rock Hill, NC--SC MSA (part); South Carolina

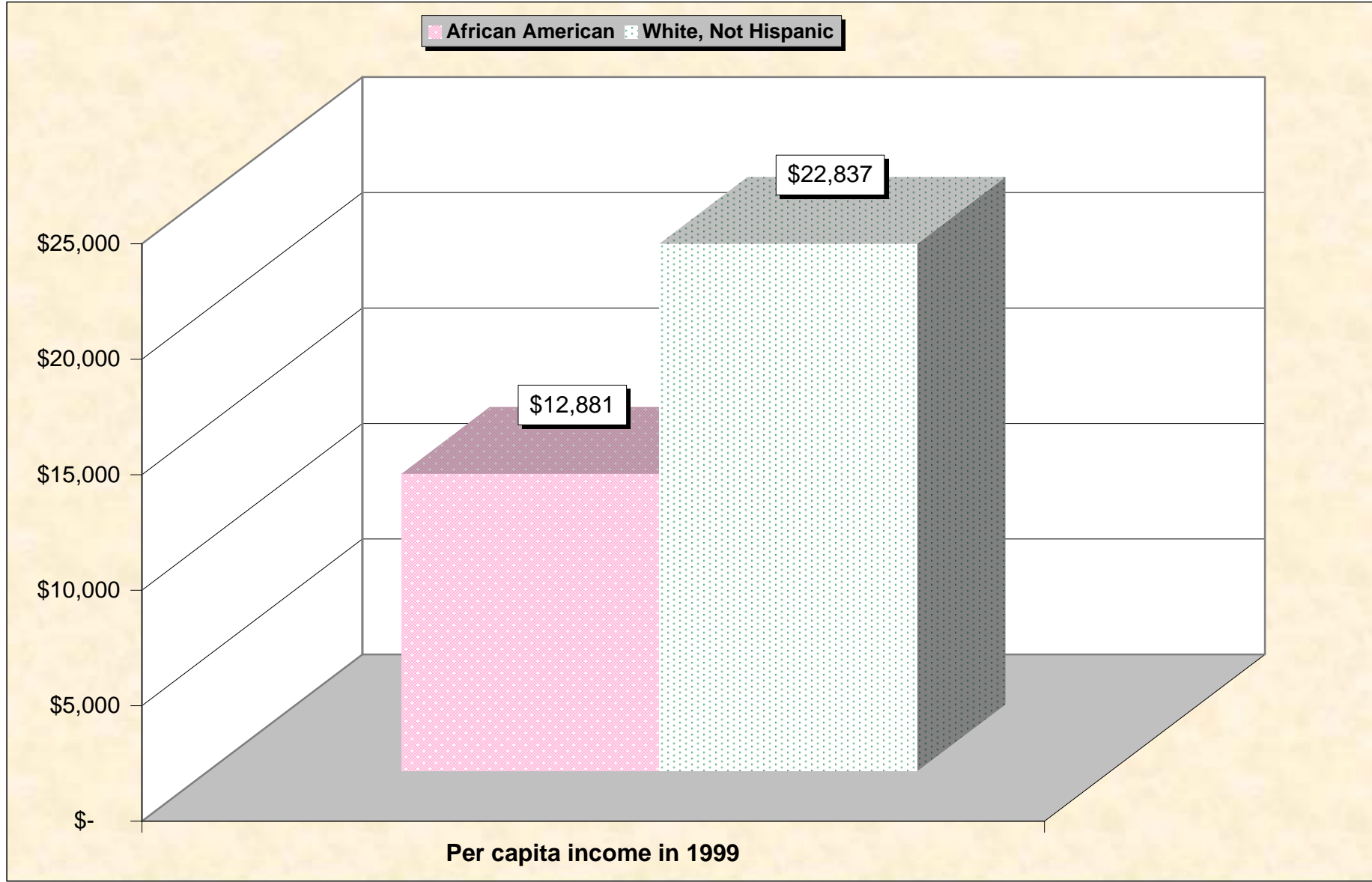


Source: Data Set: Census 2000 Summary File 3 (SF 3) - Sample Data -- P155B. MEDIAN FAMILY INCOME IN 1999 (DOLLARS) (BLACK OR AFRICAN AMERICAN ALONE HOUSEHOLDER) [1] - Universe: Families with a householder who is Black or African American alone ; P155I. MEDIAN FAMILY INCOME IN 1999 (DOLLARS) (WHITE ALONE, NOT HISPANIC OR LATINO HOUSEHOLDER) [1] - Universe: Families with a householder who is White alone, not Hispanic or Latino



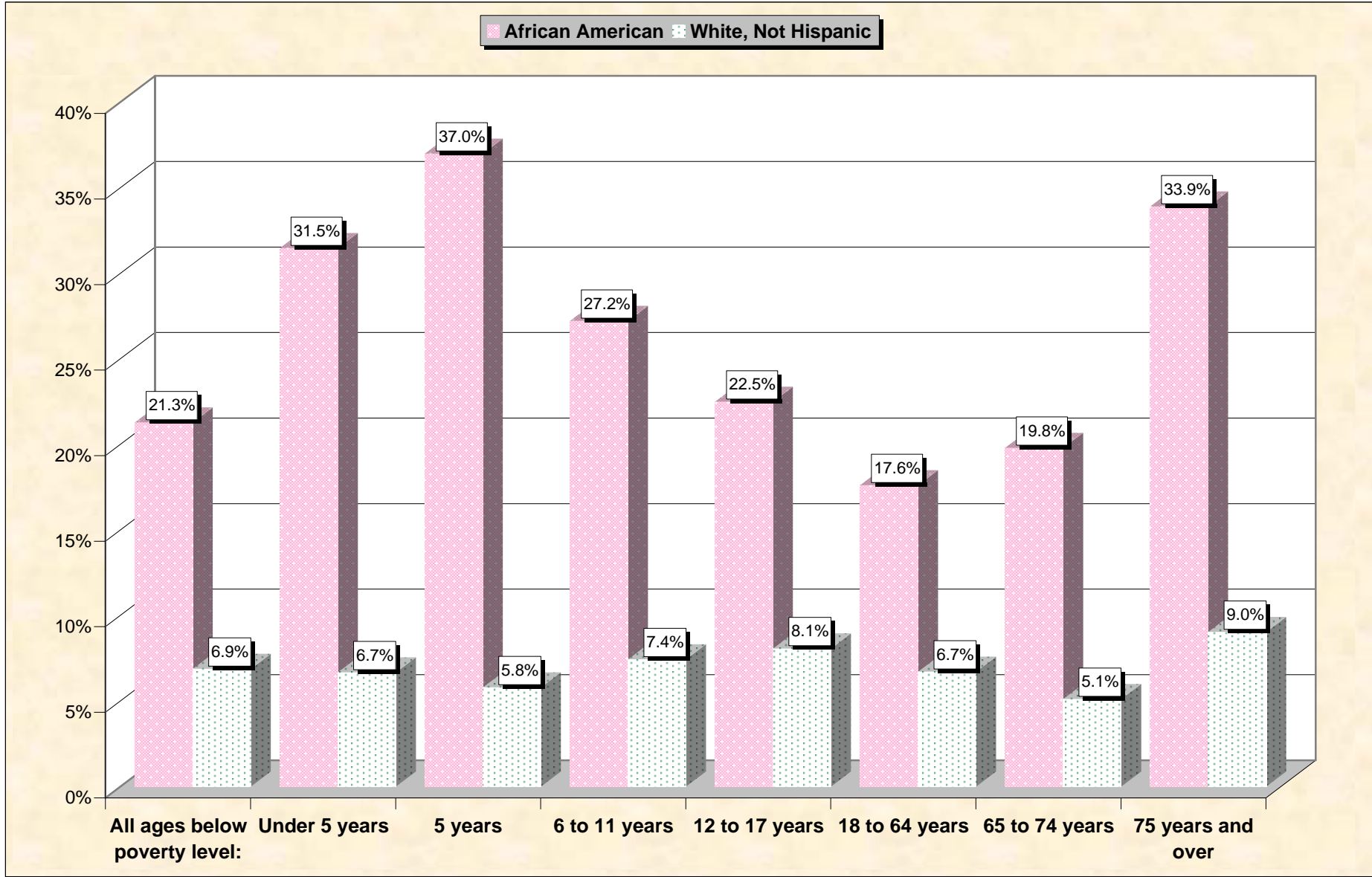
# Chart 8 -- Per Capita Income In 1999

## Charlotte--Gastonia--Rock Hill, NC--SC MSA (part); South Carolina



Source: Data Set: Census 2000 Summary File 3 (SF 3) - Sample Data -- P157B. PER CAPITA INCOME IN 1999 (DOLLARS) (BLACK OR AFRICAN AMERICAN ALONE) [1] - Universe: Black or African American alone; P157I. PER CAPITA INCOME IN 1999 (DOLLARS) (WHITE ALONE, NOT HISPANIC OR LATINO) [1] - Universe: White alone, not Hispanic or Latino population

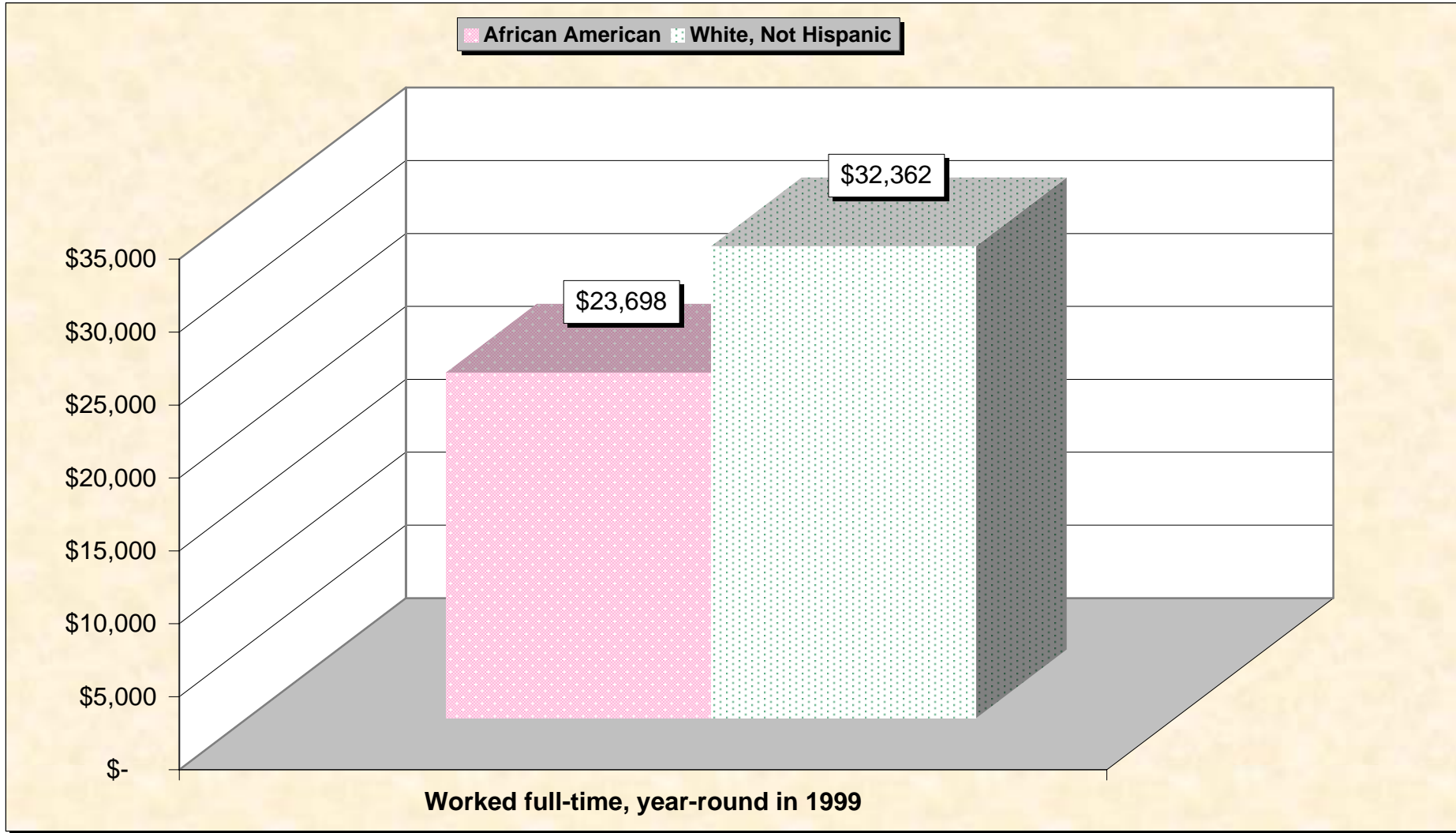
# Chart 9 -- Income in 1999 Below Poverty Level by Age Charlotte--Gastonia--Rock Hill, NC--SC MSA (part); South Carolina



Source: Data Set: Census 2000 Summary File 3 (SF 3) - Sample Data -- P159B. POVERTY STATUS IN 1999 BY AGE (BLACK OR AFRICAN AMERICAN ALONE) [17] - Universe: Black or African American alone for whom poverty status is determined;P159I. POVERTY STATUS IN 1999 BY AGE (WHITE ALONE, NOT HISPANIC OR LATINO) [17] - Universe: White alone, not Hispanic or Latino population for whom poverty status is determined.

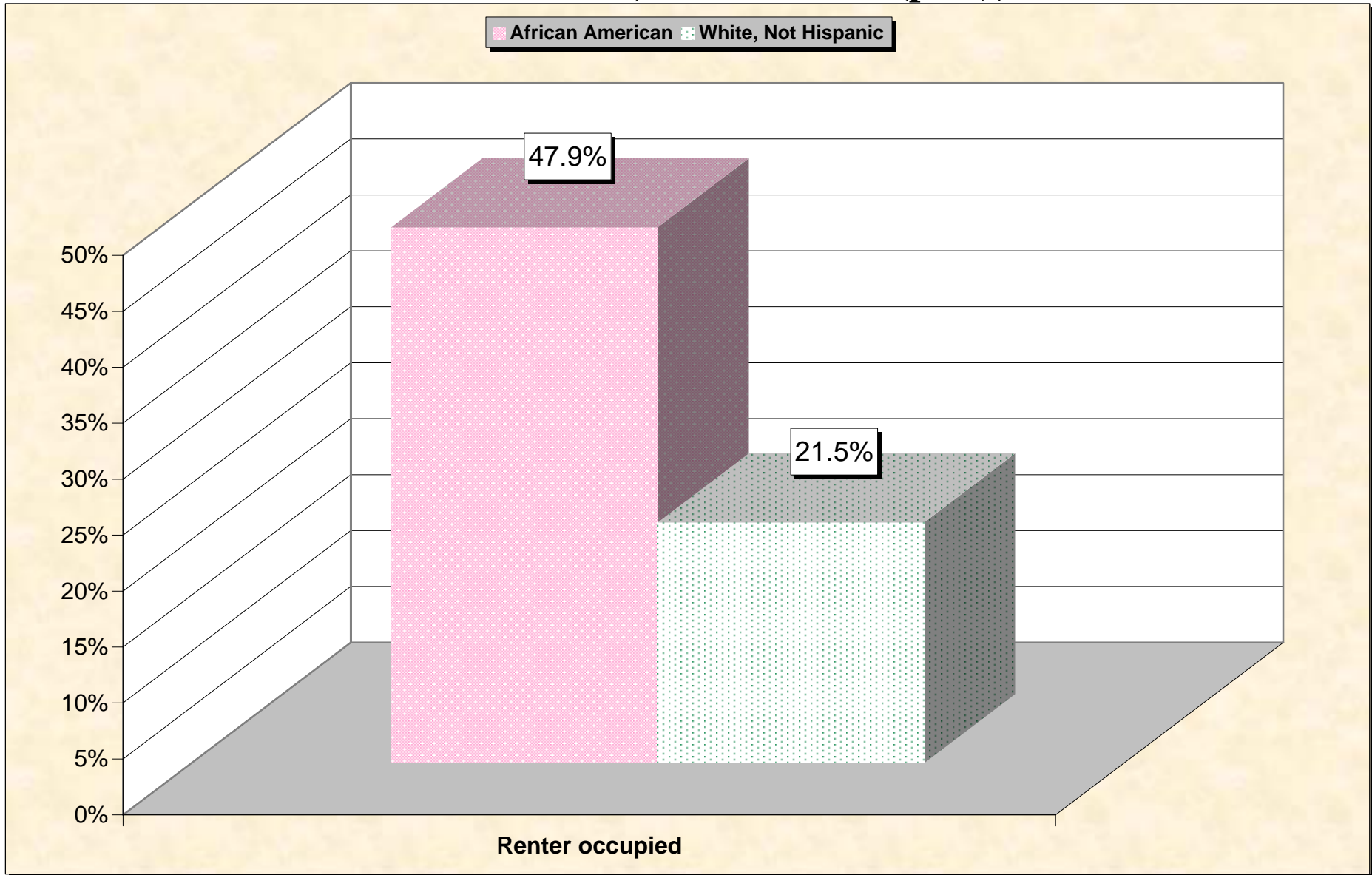
# Chart 10 -- Median Earnings in 1999

## Charlotte--Gastonia--Rock Hill, NC--SC MSA (part); South Carolina



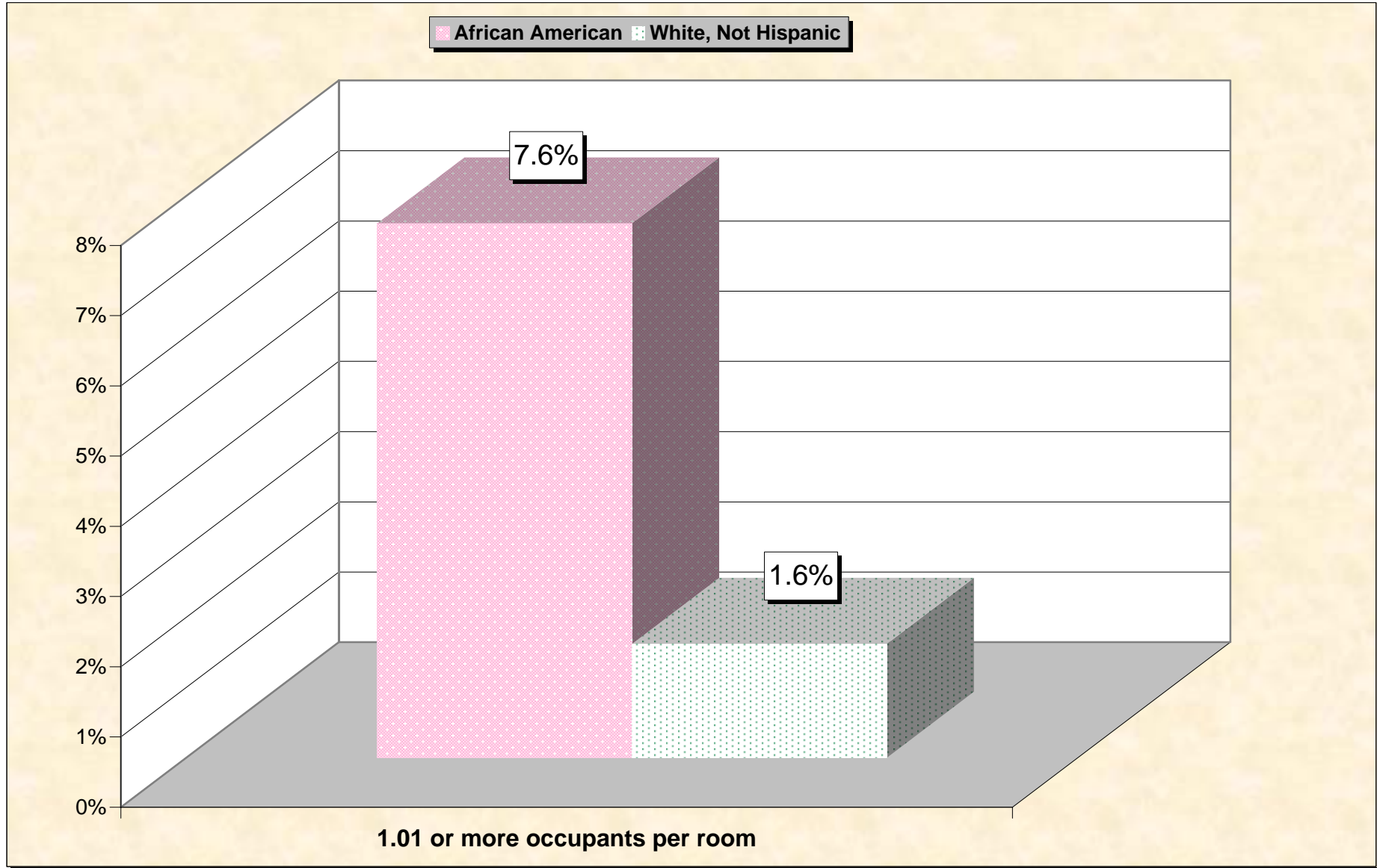
Source: Data Set: Census 2000 Summary File 3 (SF 3) - Sample Data -- PCT74B. MEDIAN EARNINGS IN 1999 (DOLLARS) BY WORK EXPERIENCE IN 1999 BY SEX FOR THE POPULATION 16 YEARS AND OVER WITH EARNINGS (BLACK OR AFRICAN AMERICAN ALONE) [6] - Universe: Black or African American alone 16 years and over with earnings in 1999; PCT74I. MEDIAN EARNINGS IN 1999 (DOLLARS) BY WORK EXPERIENCE IN 1999 BY SEX FOR THE POPULATION 16 YEARS AND OVER WITH EARNINGS (WHITE ALONE, NOT HISPANIC OR LATINO) [6] - Universe: White alone, not Hispanic or Latino population 16 years and over with earnings in 1999

# Chart 11 -- Renter-Occupied Housing Charlotte--Gastonia--Rock Hill, NC--SC MSA (part); South Carolina



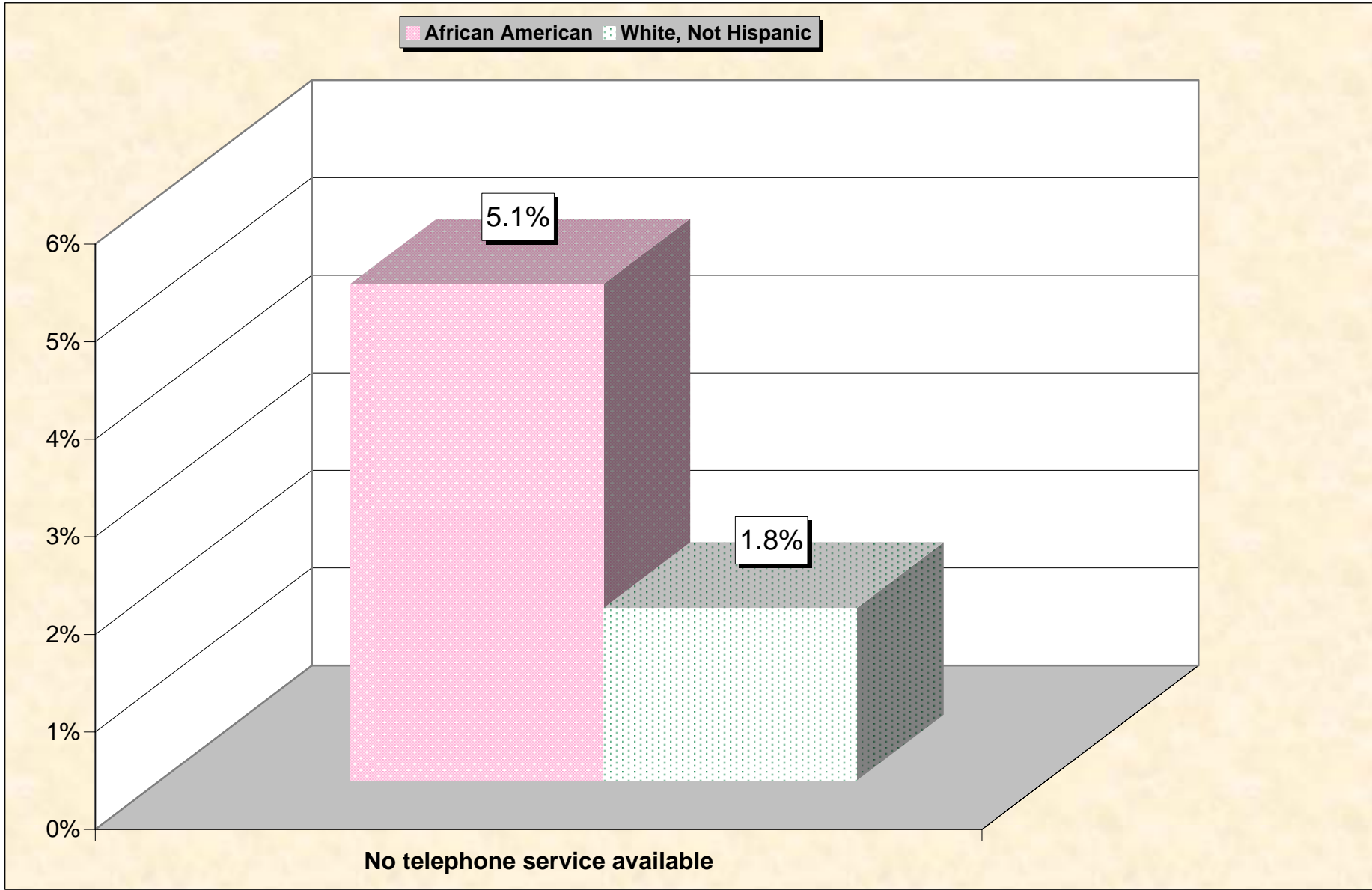
Source: Data Set: Census 2000 Summary File 3 (SF 3) - Sample Data -- H11. TENURE BY RACE OF HOUSEHOLDER [17] - Universe: Occupied housing units; H13. TENURE (WHITE ALONE, NOT HISPANIC OR LATINO HOUSEHOLDER) [3] - Universe: Occupied housing units with a householder who is White alone, not Hispanic or Latino.

# Chart 12 -- Occupants Per Room (Crowding) by Household Charlotte--Gastonia--Rock Hill, NC--SC MSA (part); South Carolina



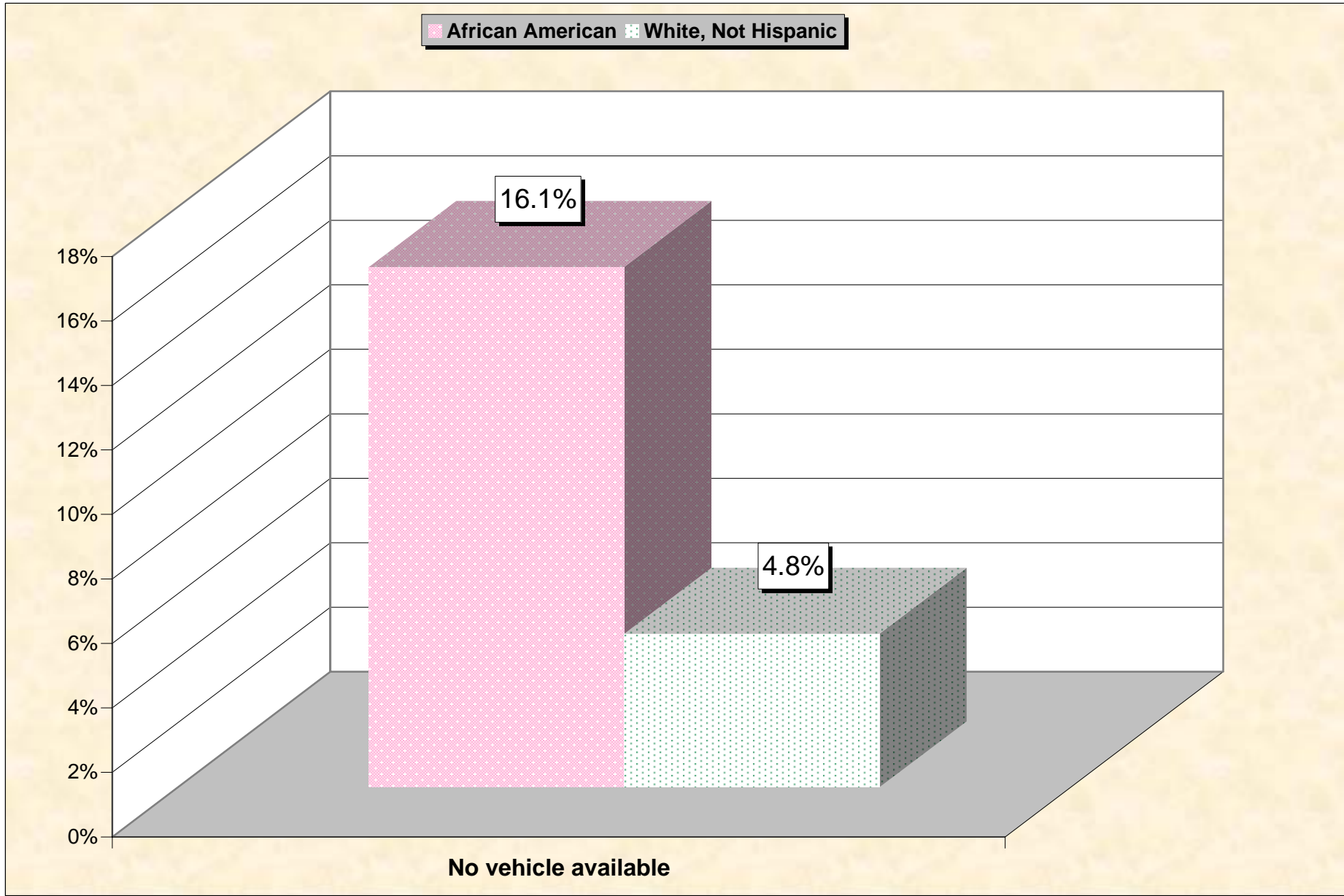
Source: Data Set: Census 2000 Summary File 3 (SF 3) - Sample Data -- HCT29B. OCCUPANTS PER ROOM (BLACK OR AFRICAN AMERICAN ALONE HOUSEHOLDER) [3] - Universe: Occupied housing units with a householder who is Black or African American alone; HCT29I. OCCUPANTS PER ROOM (WHITE ALONE, NOT HISPANIC OR LATINO HOUSEHOLDER) [3] - Universe: Occupied housing units with a householder who is White alone, not Hispanic or Latino

# Chart 13 -- Lack of Telephone Service by Household Charlotte--Gastonia--Rock Hill, NC--SC MSA (part); South Carolina



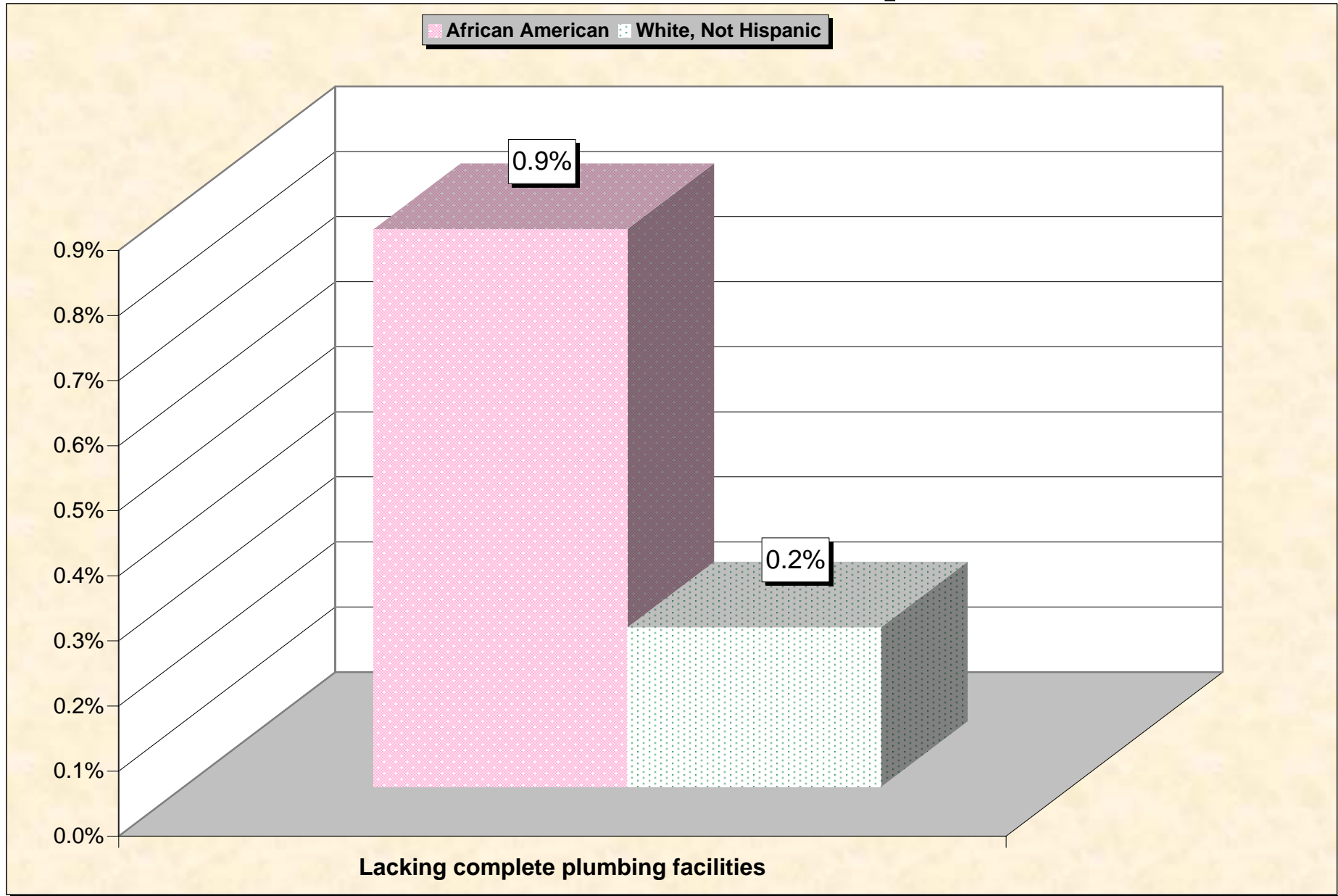
Source: Data Set: Census 2000 Summary File 3 (SF 3) - Sample Data -- HCT32B. TELEPHONE SERVICE AVAILABLE (BLACK OR AFRICAN AMERICAN ALONE HOUSEHOLDER) [3] - Universe: Occupied housing units with a householder who is Black or African American alone; HCT32I. TELEPHONE SERVICE AVAILABLE (WHITE ALONE, NOT HISPANIC OR LATINO HOUSEHOLDER) [3] - Universe: Occupied housing units with a householder who is White alone, not Hispanic or Latino

# Chart 14 -- Lack of Vehicle By Household Charlotte--Gastonia--Rock Hill, NC--SC MSA (part); South Carolina



Source: Data Set: Census 2000 Summary File 3 (SF 3) - Sample Data -- HCT33B. VEHICLES AVAILABLE (BLACK OR AFRICAN AMERICAN ALONE HOUSEHOLDER) [3] - Universe: Occupied housing units with a householder who is Black or African American alone;; HCT33I. VEHICLES AVAILABLE (WHITE ALONE, NOT HISPANIC OR LATINO HOUSEHOLDER) [3] - Universe: Occupied housing units with a householder who is White alone, not Hispanic or Latino

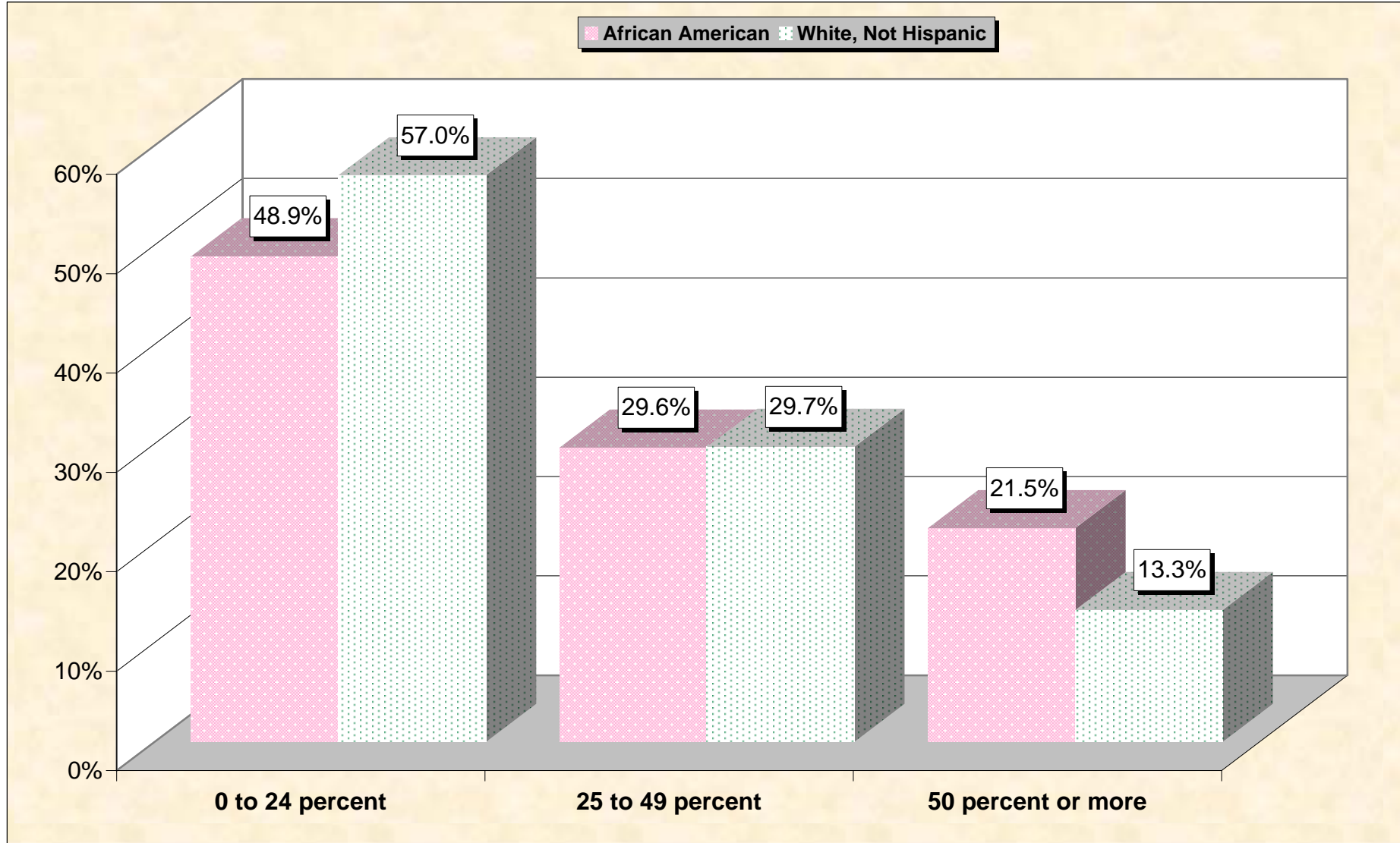
# Chart 15 -- Lack of Plumbing By Household Charlotte--Gastonia--Rock Hill, NC--SC MSA (part); South Carolina



Source: Data Set: Census 2000 Summary File 3 (SF 3) - Sample Data -- HCT34B. PLUMBING FACILITIES (BLACK OR AFRICAN AMERICAN ALONE HOUSEHOLDER) [3] - Universe: Occupied housing units with a householder who is Black or African American alone; HCT34I. PLUMBING FACILITIES (WHITE ALONE, NOT HISPANIC OR LATINO HOUSEHOLDER) [3] - Universe: Occupied housing units with a householder who is White alone, not Hispanic or Latino.



# Chart 16 -- Gross Rent as a Percentage of Household Income in 1999 Charlotte--Gastonia--Rock Hill, NC--SC MSA (part); South Carolina



Source: Data Set: Census 2000 Summary File 3 (SF 3) - Sample Data -- HCT39B. GROSS RENT AS A PERCENTAGE OF HOUSEHOLD INCOME IN 1999 (BLACK OR AFRICAN AMERICAN ALONE HOUSEHOLDER) [11] - Universe: Specified renter-occupied housing units with a householder who is Black or African American alone; HCT39I. GROSS RENT AS A PERCENTAGE OF HOUSEHOLD INCOME IN 1999 (WHITE ALONE, NOT HISPANIC OR LATINO HOUSEHOLDER) [11] - Universe: Specified renter-occupied housing units with a householder who is White alone, not Hispanic or Latino.

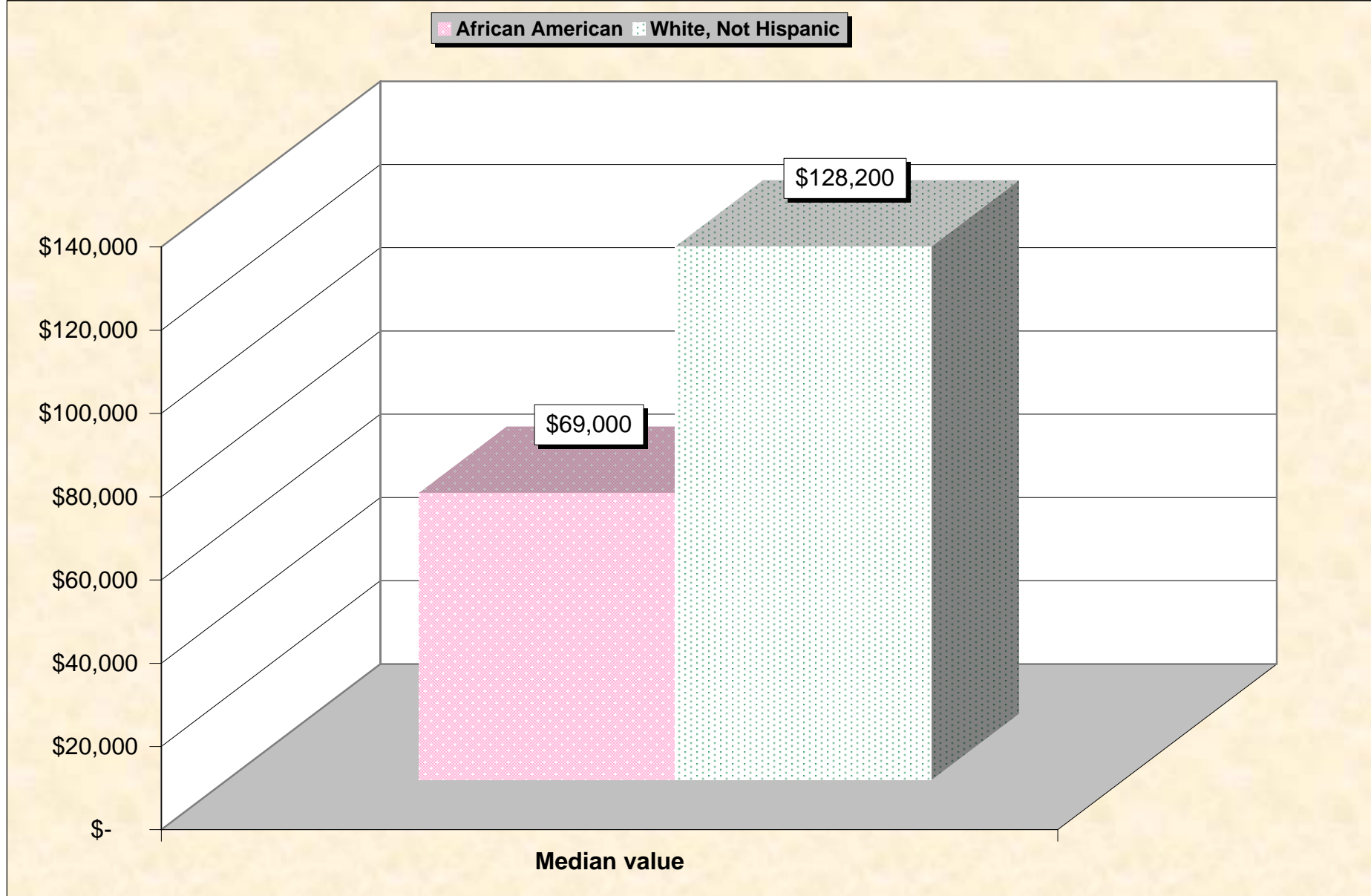
# Chart 17 -- Median Gross Rent By Household

## Charlotte--Gastonia--Rock Hill, NC--SC MSA (part); South Carolina



Source: Data Set: Census 2000 Summary File 3 (SF 3) - Sample Data -- HCT37B. MEDIAN GROSS RENT (DOLLARS) (BLACK OR AFRICAN AMERICAN ALONE HOUSEHOLDER) [1] - Universe: Specified renter-occupied housing units paying cash rent with a householder who is Black or African American alone; HCT37I. MEDIAN GROSS RENT (DOLLARS) (WHITE ALONE, NOT HISPANIC OR LATINO HOUSEHOLDER) [1] - Universe: Specified renter-occupied housing units paying cash rent with a householder who is White alone, not Hispanic or Latino

# Chart 18 -- Median Home Value By Household Charlotte--Gastonia--Rock Hill, NC--SC MSA (part); South Carolina



Source: Data Set: Census 2000 Summary File 3 (SF 3) - Sample Data -- HCT42B. MEDIAN VALUE (DOLLARS) (BLACK OR AFRICAN AMERICAN ALONE HOUSEHOLDER) [1] - Universe: Specified owner-occupied housing units with a householder who is Black or African American alone; HCT42I. MEDIAN VALUE (DOLLARS) (WHITE ALONE, NOT HISPANIC OR LATINO HOUSEHOLDER) [1] - Universe: Specified owner-occupied housing units with a householder who is White alone, not Hispanic or Latino

## HOUSEHOLDS BY AGE OF HOUSEHOLDER BY HOUSEHOLD TYPE (INCLUDING LIVING ALONE) BY PRESENCE OF OWN CHILDREN UNDER 18 YEARS

source data for Chart 1

	African American Charlotte--Gastonia-- Rock Hill, NC--SC	White, Not Hispanic Charlotte--Gastonia-- Rock Hill, NC--SC
Total:	10,638	48,501
Householder 15 to 64 years:	8,979	39,740
Family households:	6,774	30,701
Married-couple family:	3,251	26,096
With own children under 18 years	1,860	13,746
No own children under 18 years	1,391	12,350
Other family:	3,523	4,605
Male householder, no wife present:	529	1,434
With own children under 18 years	269	792
No own children under 18 years	260	642
Female householder, no husband present:	2,994	3,171
With own children under 18 years	1,977	2,237
No own children under 18 years	1,017	934
Nonfamily households:	2,205	9,039
Householder living alone	1,702	6,832
Householder not living alone	503	2,207
Householder 65 years and over:	1,659	8,761
Family households:	1,032	5,134
Married-couple family:	459	4,337
With own children under 18 years	12	53
No own children under 18 years	447	4,284
Other family:	573	797
Male householder, no wife present:	67	163
With own children under 18 years	6	0
No own children under 18 years	61	163
Female householder, no husband present:	506	634
With own children under 18 years	0	1
No own children under 18 years	506	633
Nonfamily households:	627	3,627
Householder living alone	611	3,535
Householder not living alone	16	92

Source: Data Set: Census 2000 Summary File 3 (SF 3) - Sample Data - P146B. HOUSEHOLDS BY AGE OF HOUSEHOLDER BY HOUSEHOLD TYPE (INCLUDING LIVING ALONE) BY PRESENCE OF OWN CHILDREN UNDER 18 YEARS (BLACK OR AFRICAN AMERICAN ALONE HOUSEHOLDER) [31] - Universe: Households with a householder who is Black or African American alone; P146I. HOUSEHOLDS BY AGE OF HOUSEHOLDER BY HOUSEHOLD TYPE (INCLUDING LIVING ALONE) BY PRESENCE OF OWN CHILDREN UNDER 18 YEARS (WHITE ALONE, NOT HISPANIC OR LATINO HOUSEHOLDER) [31] - Universe: Households with a householder who is White alone, not Hispanic or Latino.

## SCHOOL ENROLLMENT BY LEVEL OF SCHOOL BY TYPE OF SCHOOL FOR THE POPULATION 3 YEARS AND OVER

source data for Chart 2

	African American Charlotte--Gastonia-- Rock Hill, NC--SC	White, Not Hispanic Charlotte--Gastonia-- Rock Hill, NC--SC
Total:	30,090	121,265
Enrolled in nursery school, preschool:	501	2,315
Public school	371	986
Private school	130	1,329
Enrolled in kindergarten:	716	1,980
Public school	685	1,570
Private school	31	410
Enrolled in grade 1 to grade 8:	4,845	14,555
Public school	4,773	13,197
Private school	72	1,358
Enrolled in grade 9 to grade 12:	2,105	6,478
Public school	2,067	6,082
Private school	38	396
Enrolled in college:	2,187	6,241
Public school	2,000	5,614
Private school	187	627
Not enrolled in school	19,736	89,696

Source: Data Set: Census 2000 Summary File 3 (SF 3) - Sample Data - P146B. HOUSEHOLDS BY AGE OF HOUSEHOLDER BY HOUSEHOLD TYPE (INCLUDING LIVING ALONE) BY PRESENCE OF OWN CHILDREN UNDER 18 YEARS (BLACK OR AFRICAN AMERICAN ALONE HOUSEHOLDER) [31] - Universe: Households with a householder who is Black or African American alone; P146I. HOUSEHOLDS BY AGE OF HOUSEHOLDER BY HOUSEHOLD TYPE (INCLUDING LIVING ALONE) BY PRESENCE OF OWN CHILDREN UNDER 18 YEARS (WHITE ALONE, NOT HISPANIC OR LATINO HOUSEHOLDER) [31] - Universe: Households with a householder who is White alone, not Hispanic or Latino.

## SEX BY EDUCATIONAL ATTAINMENT FOR THE POPULATION 25 YEARS AND OVER

source data for Chart 3

	African American Charlotte--Gastonia-- Rock Hill, NC--SC	White, Not Hispanic Charlotte--Gastonia-- Rock Hill, NC--SC
Total:	17,994	84,085
Male:	8,072	40,472
Less than 9th grade	782	2,616
9th to 12th grade, no diploma	2,113	5,207
High school graduate (includes equivalency)	2,718	11,202
Some college, no degree	1,326	8,471
Associate degree	499	2,825
Bachelor's degree	448	7,201
Graduate or professional degree	186	2,950
Female:	9,922	43,613
Less than 9th grade	1,265	2,888
9th to 12th grade, no diploma	2,449	5,364
High school graduate (includes equivalency)	2,728	12,667
Some college, no degree	1,828	9,562
Associate degree	696	3,379
Bachelor's degree	548	6,329
Graduate or professional degree	408	3,424

Source: Data Set: Census 2000 Summary File 3 (SF 3) - Sample Data -- P148B. SEX BY EDUCATIONAL ATTAINMENT FOR THE POPULATION 25 YEARS AND OVER (BLACK OR AFRICAN AMERICAN ALONE) [17] - Universe: Black or African American alone 25 years and over; P148I. SEX BY EDUCATIONAL ATTAINMENT FOR THE POPULATION 25 YEARS AND OVER (WHITE ALONE, NOT HISPANIC OR LATINO) [17] - Universe: White alone, not Hispanic or Latino population 25 years and over.

## SEX BY EMPLOYMENT STATUS FOR THE POPULATION 16 YEARS AND OVER

source data for Charts 4 and 5

	African American Charlotte--Gastonia-- Rock Hill, NC--SC	White, Not Hispanic Charlotte--Gastonia-- Rock Hill, NC--SC
Total:	22,694	98,089
Male:	10,094	46,923
In labor force:	6,860	36,816
In Armed Forces	0	44
Civilian:	6,860	36,772
Employed	6,156	35,419
Unemployed	704	1,353
Not in labor force	3,234	10,107
Female:	12,600	51,166
In labor force:	8,279	31,447
In Armed Forces	0	0
Civilian:	8,279	31,447
Employed	7,078	29,672
Unemployed	1,201	1,775
Not in labor force	4,321	19,719

Source: Data Set: Census 2000 Summary File 3 (SF 3) - Sample Data -- P150B. SEX BY EMPLOYMENT STATUS FOR THE POPULATION 16 YEARS AND OVER (BLACK OR AFRICAN AMERICAN ALONE) [15] - Universe: Black or African American alone 16 years and over; P150I. SEX BY EMPLOYMENT STATUS FOR THE POPULATION 16 YEARS AND OVER (WHITE ALONE, NOT HISPANIC OR LATINO) [15] - Universe: White alone, not Hispanic or Latino population 16 years and over

## HOUSEHOLD INCOME IN 1999

source data for Chart 6

	African American Charlotte--Gastonia-- Rock Hill, NC--SC	White, Not Hispanic Charlotte--Gastonia-- Rock Hill, NC--SC
Total:	10638	48501
Less than \$10,000	1879	3096
\$10,000 to \$14,999	707	2362
\$15,000 to \$19,999	875	2647
\$20,000 to \$24,999	833	2449
\$25,000 to \$29,999	881	2802
\$30,000 to \$34,999	873	3161
\$35,000 to \$39,999	693	3058
\$40,000 to \$44,999	576	2732
\$45,000 to \$49,999	558	2676
\$50,000 to \$59,999	999	5180
\$60,000 to \$74,999	864	6317
\$75,000 to \$99,999	582	6258
\$100,000 to \$124,999	189	2680
\$125,000 to \$149,999	59	1226
\$150,000 to \$199,999	14	890
\$200,000 or more	56	967

Source: Data Set: Census 2000 Summary File 3 (SF 3) - Sample Data -- P151B. HOUSEHOLD INCOME IN 1999 (BLACK OR AFRICAN AMERICAN ALONE HOUSEHOLDER) [17] - Universe: Households with a householder who is Black or African American alone; P151I. HOUSEHOLD INCOME IN 1999 (WHITE ALONE, NOT HISPANIC OR LATINO HOUSEHOLDER) [17] - Universe: Households with a householder who is White alone, not Hispanic or Latino



## MEDIAN FAMILY INCOME IN 1999

source data for Chart 7

	African American Charlotte--Gastonia-- Rock Hill, NC--SC	White, Not Hispanic Charlotte--Gastonia-- Rock Hill, NC--SC
Median family income in 1999	\$ 33,257	\$ 56,066

Source: Data Set: Census 2000 Summary File 3 (SF 3) - Sample Data -- P155B. MEDIAN FAMILY INCOME IN 1999 (DOLLARS) (BLACK OR AFRICAN AMERICAN ALONE HOUSEHOLDER) [1] - Universe: Families with a householder who is Black or African American alone ; P155I. MEDIAN FAMILY INCOME IN 1999 (DOLLARS) (WHITE ALONE, NOT HISPANIC OR LATINO HOUSEHOLDER) [1] - Universe: Families with a householder who is White alone, not Hispanic or Latino

## PER CAPITA INCOME IN 1999

source data for Chart 8

	African American Charlotte--Gastonia-- Rock Hill, NC--SC	White, Not Hispanic Charlotte--Gastonia-- Rock Hill, NC--SC
Per capita income in 1999	\$ 12,881	\$ 22,837

Source: Data Set: Census 2000 Summary File 3 (SF 3) - Sample Data -- P157B. PER CAPITA INCOME IN 1999 (DOLLARS) (BLACK OR AFRICAN AMERICAN ALONE) [1] - Universe: Black or African American alone; P157I. PER CAPITA INCOME IN 1999 (DOLLARS) (WHITE ALONE, NOT HISPANIC OR LATINO) [1] - Universe: White alone, not Hispanic or Latino population

## POVERTY STATUS IN 1999 BY AGE

source data for Chart 9

	African American Charlotte--Gastonia-- Rock Hill, NC--SC	White, Not Hispanic Charlotte--Gastonia-- Rock Hill, NC--SC
Total:	30,124	122,956
Income in 1999 below poverty level:	6,414	8,460
Under 5 years	741	518
5 years	212	96
6 to 11 years	966	802
12 to 17 years	717	822
18 to 64 years	3,203	5,316
65 to 74 years	280	409
75 years and over	295	497
Income in 1999 at or above poverty level:	23,710	114,496
Under 5 years	1,613	7,243
5 years	361	1,561
6 to 11 years	2,582	9,978
12 to 17 years	2,470	9,362
18 to 64 years	14,975	73,770
65 to 74 years	1,134	7,577
75 years and over	575	5,005

Source: Data Set: Census 2000 Summary File 3 (SF 3) - Sample Data -- P159B. POVERTY STATUS IN 1999 BY AGE (BLACK OR AFRICAN AMERICAN ALONE) [17] - Universe: Black or African American alone for whom poverty status is determined;P159I. POVERTY STATUS IN 1999 BY AGE (WHITE ALONE, NOT HISPANIC OR LATINO) [17] - Universe: White alone, not Hispanic or Latino population for whom poverty status is determined.

## MEDIAN EARNINGS IN 1999

source data for Chart 10

	African American Charlotte--Gastonia-- Rock Hill, NC--SC	White, Not Hispanic Charlotte--Gastonia-- Rock Hill, NC--SC
Median earnings in 1999 --		
Worked full-time, year-round in 1999 --		
Total	\$ 23,698	\$ 32,362
Male	\$ 27,026	\$ 39,630
Female	\$ 21,258	\$ 25,842
Other --		
Total	\$ 8,478	\$ 10,172
Male	\$ 10,223	\$ 11,094
Female	\$ 7,447	\$ 9,493

Source: Data Set: Census 2000 Summary File 3 (SF 3) - Sample Data -- PCT74B. MEDIAN EARNINGS IN 1999 (DOLLARS) BY WORK EXPERIENCE IN 1999 BY SEX FOR THE POPULATION 16 YEARS AND OVER WITH EARNINGS (BLACK OR AFRICAN AMERICAN ALONE) [6] - Universe: Black or African American alone 16 years and over with earnings in 1999; PCT74I. MEDIAN EARNINGS IN 1999 (DOLLARS) BY WORK EXPERIENCE IN 1999 BY SEX FOR THE POPULATION 16 YEARS AND OVER WITH EARNINGS (WHITE ALONE, NOT HISPANIC OR LATINO) [6] - Universe: White alone, not Hispanic or Latino population 16 years and over with earnings in 1999

## TENURE BY RACE OF HOUSEHOLDER

source data for Chart 11

	Charlotte--Gastonia-- Rock Hill, NC--SC
Total:	61,051
Owner occupied:	44,645
Householder who is White alone	38,257
<b>Householder who is Black or African American alone</b>	<b>5533</b>
Householder who is American Indian and Alaska Native alone	349
Householder who is Asian alone	250
Householder who is Native Hawaiian and Other Pacific Islander alone	2
Householder who is Some other race alone	102
Householder who is Two or more races	152
Renter occupied:	16,406
Householder who is White alone	10,633
<b>Householder who is Black or African American alone</b>	<b>5084</b>
Householder who is American Indian and Alaska Native alone	175
Householder who is Asian alone	131
Householder who is Native Hawaiian and Other Pacific Islander alone	0
Householder who is Some other race alone	242
Householder who is Two or more races	141

### White alone, not Hispanic

### White, Not Hispanic

	Charlotte--Gastonia-- Rock Hill, NC--SC
Total:	48,536
Owner occupied	38,096
Renter occupied	10,440

Source: Data Set: Census 2000 Summary File 3 (SF 3) - Sample Data -- H11. TENURE BY RACE OF HOUSEHOLDER [17] - Universe: Occupied housing units; H13. TENURE (WHITE ALONE, NOT HISPANIC OR LATINO HOUSEHOLDER) [3] - Universe: Occupied housing units with a householder who is White alone, not Hispanic or Latino.

## OCCUPANTS PER ROOM

### source data for Chart 12

	African American Charlotte--Gastonia-- Rock Hill, NC--SC	White, Not Hispanic Charlotte--Gastonia-- Rock Hill, NC--SC
Total:	10,617	48,536
1.00 or less occupants per room	9,809	47,749
1.01 or more occupants per room	808	787

Source: Data Set: Census 2000 Summary File 3 (SF 3) - Sample Data -- HCT29B. OCCUPANTS PER ROOM (BLACK OR AFRICAN AMERICAN ALONE HOUSEHOLDER) [3] - Universe: Occupied housing units with a householder who is Black or African American alone; HCT29I. OCCUPANTS PER ROOM (WHITE ALONE, NOT HISPANIC OR LATINO HOUSEHOLDER) [3] - Universe: Occupied housing units with a householder who is White alone, not Hispanic or Latino

## TELEPHONE SERVICE AVAILABLE

### source data for Chart 13

	African American Charlotte--Gastonia-- Rock Hill, NC--SC	White, Not Hispanic Charlotte--Gastonia-- Rock Hill, NC--SC
Total:	10,617	48,536
With telephone service available	10,077	47,678
No telephone service available	540	858

Source: Data Set: Census 2000 Summary File 3 (SF 3) - Sample Data -- HCT32B. TELEPHONE SERVICE AVAILABLE (BLACK OR AFRICAN AMERICAN ALONE HOUSEHOLDER) [3] - Universe: Occupied housing units with a householder who is Black or African American alone; HCT32I. TELEPHONE SERVICE AVAILABLE (WHITE ALONE, NOT HISPANIC OR LATINO HOUSEHOLDER) [3] - Universe: Occupied housing units with a householder who is White alone, not Hispanic or Latino

## VEHICLES AVAILABLE

### source data for Chart 14

	African American Charlotte--Gastonia-- Rock Hill, NC--SC	White, Not Hispanic Charlotte--Gastonia-- Rock Hill, NC--SC
Total:	10,617	48,536
No vehicle available	1,713	2,311
1 or more vehicles available	8,904	46,225

Source: Data Set: Census 2000 Summary File 3 (SF 3) - Sample Data -- HCT33B. VEHICLES AVAILABLE (BLACK OR AFRICAN AMERICAN ALONE HOUSEHOLDER) [3] - Universe: Occupied housing units with a householder who is Black or African American alone;; HCT33I. VEHICLES AVAILABLE (WHITE ALONE, NOT HISPANIC OR LATINO HOUSEHOLDER) [3] - Universe: Occupied housing units with a householder who is White alone, not Hispanic or Latino

## PLUMBING FACILITIES

### source data for Chart 15

	African American Charlotte--Gastonia-- Rock Hill, NC--SC	White, Not Hispanic Charlotte--Gastonia-- Rock Hill, NC--SC
Total:	10,617	48,536
Complete plumbing facilities	10,526	48,417
Lacking complete plumbing facilities	91	119

Source: Data Set: Census 2000 Summary File 3 (SF 3) - Sample Data -- HCT34B. PLUMBING FACILITIES (BLACK OR AFRICAN AMERICAN ALONE HOUSEHOLDER) [3] - Universe: Occupied housing units with a householder who is Black or African American alone; HCT34I. PLUMBING FACILITIES (WHITE ALONE, NOT HISPANIC OR LATINO HOUSEHOLDER) [3] - Universe: Occupied housing units with a householder who is White alone, not Hispanic or Latino.

## GROSS RENT AS A PERCENTAGE OF HOUSEHOLD INCOME IN 1999

source data for Chart 16

	African American Charlotte--Gastonia-- Rock Hill, NC--SC	White, Not Hispanic Charlotte--Gastonia-- Rock Hill, NC--SC
Total:	5,073	10,241
Less than 10 percent	309	735
10 to 14 percent	737	1,134
15 to 19 percent	609	1,753
20 to 24 percent	632	1,667
25 to 29 percent	483	956
30 to 34 percent	287	776
35 to 39 percent	271	463
40 to 49 percent	345	560
50 percent or more	1,006	1,231
Not computed	394	966

Source: Data Set: Census 2000 Summary File 3 (SF 3) - Sample Data -- HCT39B. GROSS RENT AS A PERCENTAGE OF HOUSEHOLD INCOME IN 1999 (BLACK OR AFRICAN AMERICAN ALONE HOUSEHOLDER) [11] - Universe: Specified renter-occupied housing units with a householder who is Black or African American alone; HCT39I. GROSS RENT AS A PERCENTAGE OF HOUSEHOLD INCOME IN 1999 (WHITE ALONE, NOT HISPANIC OR LATINO HOUSEHOLDER) [11] - Universe: Specified renter-occupied housing units with a householder who is White alone, not Hispanic or Latino.

## MEDIAN GROSS RENT

**source data for Chart 17**

	African American Charlotte--Gastonia-- Rock Hill, NC--SC	White, Not Hispanic Charlotte--Gastonia-- Rock Hill, NC--SC
Median gross rent	\$ 521	\$ 607

Source: Data Set: Census 2000 Summary File 3 (SF 3) - Sample Data -- HCT37B. MEDIAN GROSS RENT (DOLLARS) (BLACK OR AFRICAN AMERICAN ALONE HOUSEHOLDER) [1] - Universe: Specified renter-occupied housing units paying cash rent with a householder who is Black or African American alone; HCT37I. MEDIAN GROSS RENT (DOLLARS) (WHITE ALONE, NOT HISPANIC OR LATINO HOUSEHOLDER) [1] - Universe: Specified renter-occupied housing units paying cash rent with a householder who is White alone, not Hispanic or Latino

## MEDIAN HOME VALUE

**source data for Chart 18**

	African American Charlotte--Gastonia-- Rock Hill, NC--SC	White, Not Hispanic Charlotte--Gastonia-- Rock Hill, NC--SC
Median value	\$ 69,000	\$ 128,200

Source: Data Set: Census 2000 Summary File 3 (SF 3) - Sample Data -- HCT42B. MEDIAN VALUE (DOLLARS) (BLACK OR AFRICAN AMERICAN ALONE HOUSEHOLDER) [1] - Universe: Specified owner-occupied housing units with a householder who is Black or African American alone; HCT42I. MEDIAN VALUE (DOLLARS) (WHITE ALONE, NOT HISPANIC OR LATINO HOUSEHOLDER) [1] - Universe: Specified owner-occupied housing units with a householder who is White alone, not Hispanic or Latino