

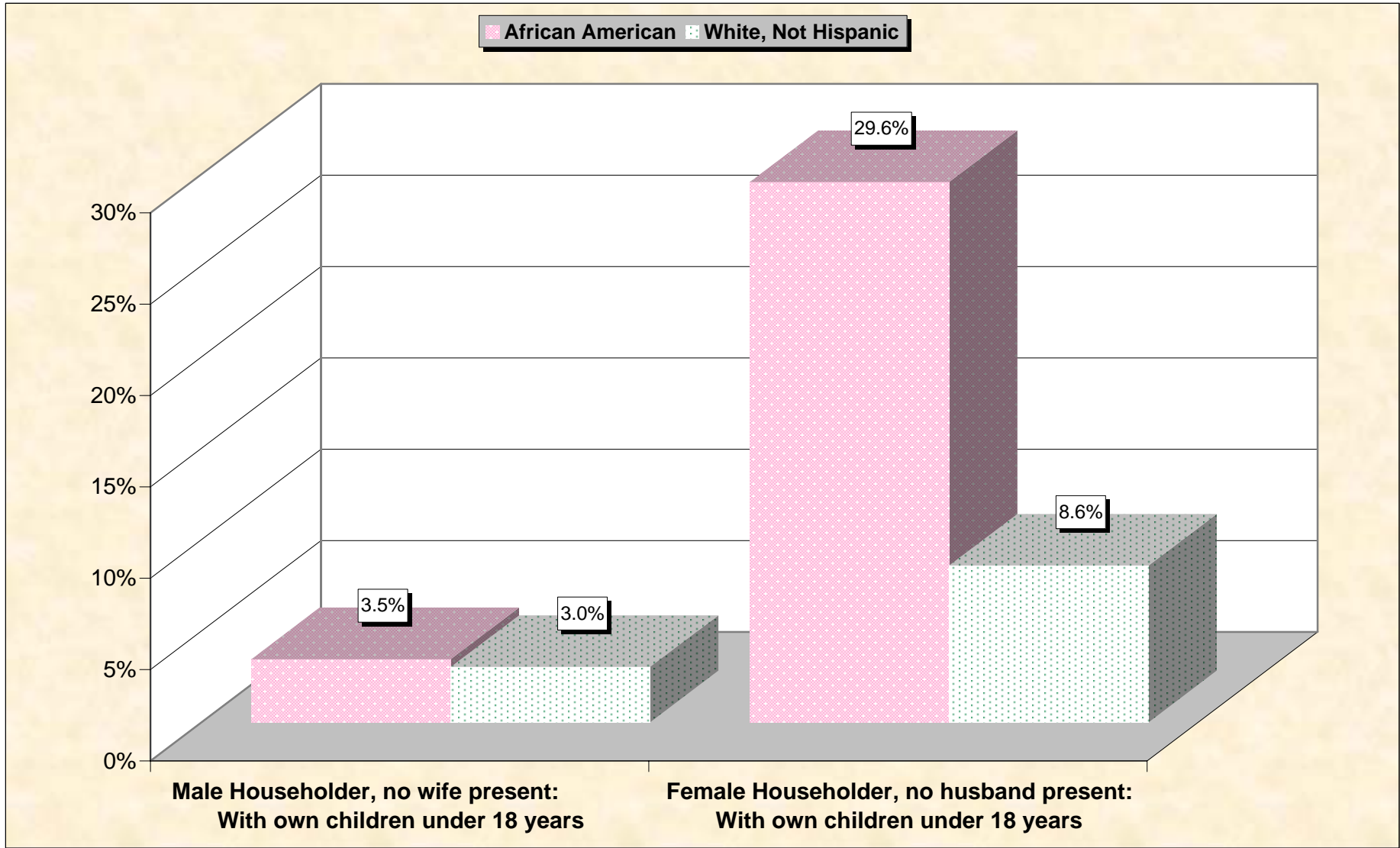
Selected Socio-Economic Data

Augusta--Aiken, GA--SC MSA (part); South Carolina

African American and White, Not Hispanic

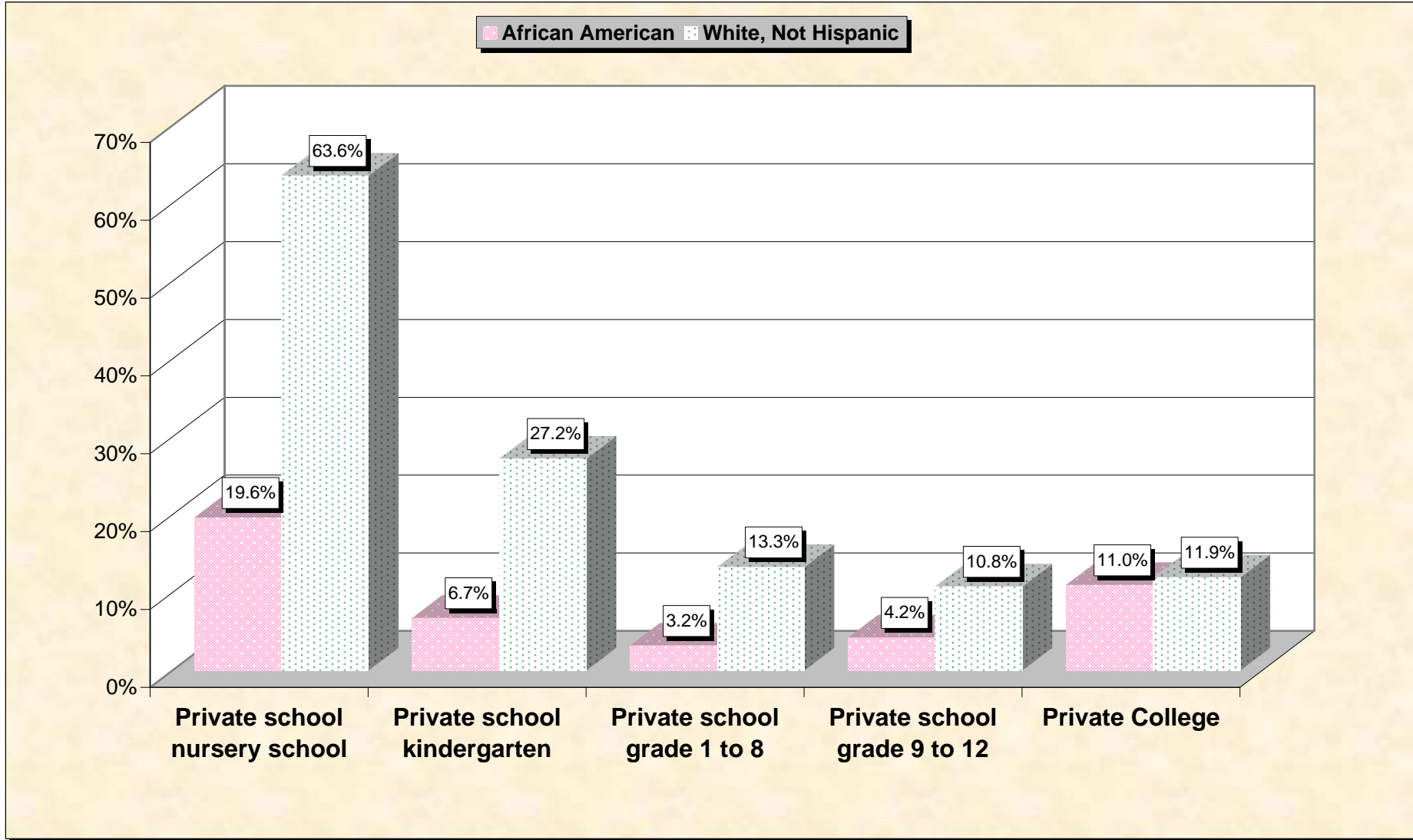
Data Set: Census 2000 Summary File 3 (SF 3) - Sample Data

Chart 1 -- Single-Parent Family Households (Householder 15 to 64 years) Augusta--Aiken, GA--SC MSA (part); South Carolina



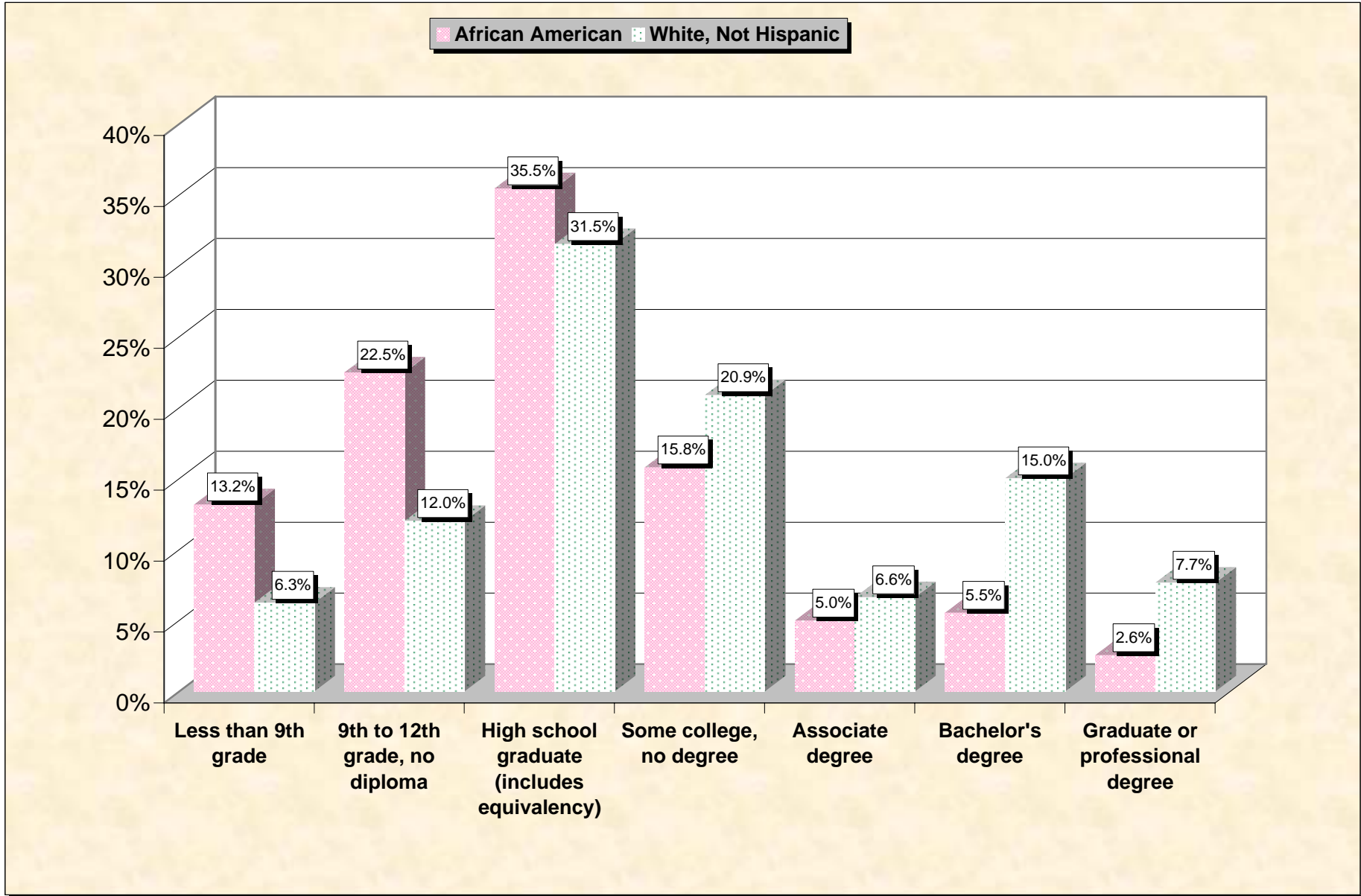
Source: Data Set: Census 2000 Summary File 3 (SF 3) - Sample Data - P146B. HOUSEHOLDS BY AGE OF HOUSEHOLDER BY HOUSEHOLD TYPE (INCLUDING LIVING ALONE) BY PRESENCE OF OWN CHILDREN UNDER 18 YEARS (BLACK OR AFRICAN AMERICAN ALONE HOUSEHOLDER) [31] - Universe: Households with a householder who is Black or African American alone; P146I. HOUSEHOLDS BY AGE OF HOUSEHOLDER BY HOUSEHOLD TYPE (INCLUDING LIVING ALONE) BY PRESENCE OF OWN CHILDREN UNDER 18 YEARS (WHITE ALONE, NOT HISPANIC OR LATINO HOUSEHOLDER) [31] - Universe: Households with a householder who is White alone, not Hispanic or Latino.

Chart 2 -- Private School Enrollment (3 years and over) Augusta--Aiken, GA--SC MSA (part); South Carolina



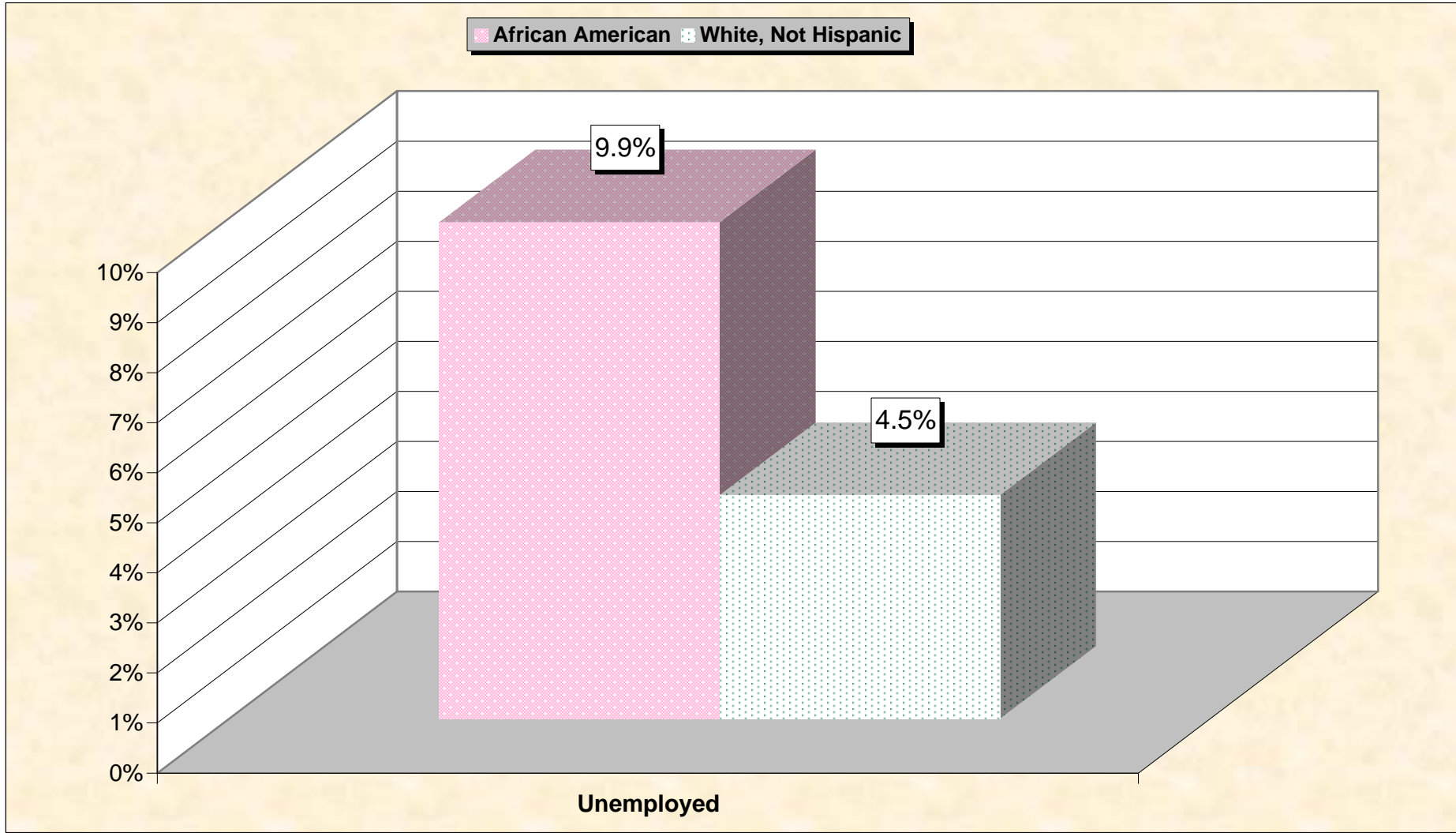
Source: Data Set: Census 2000 Summary File 3 (SF 3) - Sample Data -- P147B. SCHOOL ENROLLMENT BY LEVEL OF SCHOOL BY TYPE OF SCHOOL FOR THE POPULATION 3 YEARS AND OVER (BLACK OR AFRICAN AMERICAN ALONE) [17] - Universe: Black or African American alone 3 years and over; P147I. SCHOOL ENROLLMENT BY LEVEL OF SCHOOL BY TYPE OF SCHOOL FOR THE POPULATION 3 YEARS AND OVER (WHITE ALONE, NOT HISPANIC OR LATINO) [17] - Universe: White alone, not Hispanic or Latino population 3 years and over.

Chart 3 -- Educational Attainment (25 years and over) Augusta--Aiken, GA--SC MSA (part); South Carolina



Source: Data Set: Census 2000 Summary File 3 (SF 3) - Sample Data -- P148B. SEX BY EDUCATIONAL ATTAINMENT FOR THE POPULATION 25 YEARS AND OVER (BLACK OR AFRICAN AMERICAN ALONE) [17] - Universe: Black or African American alone 25 years and over; P148I. SEX BY EDUCATIONAL ATTAINMENT FOR THE POPULATION 25 YEARS AND OVER (WHITE ALONE, NOT HISPANIC OR LATINO) [17] - Universe: White alone, not Hispanic or Latino population 25 years and over.

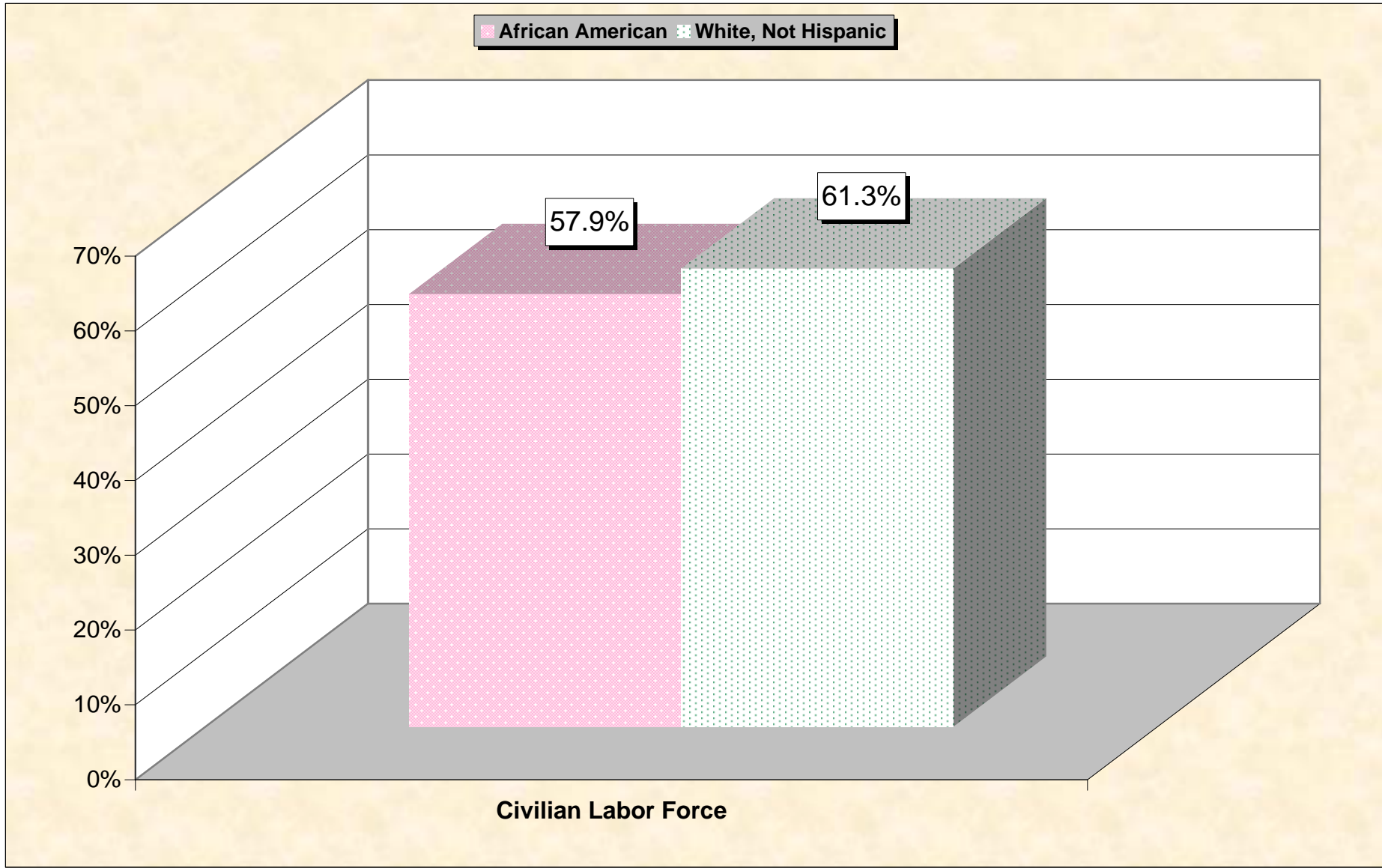
Chart 4 -- Unemployment Rate (Civilian Labor Force) Augusta--Aiken, GA--SC MSA (part); South Carolina



Note: Unemployment rate is defined as a percentage of the civilian labor force.

Source: Data Set: Census 2000 Summary File 3 (SF 3) - Sample Data -- P150B. SEX BY EMPLOYMENT STATUS FOR THE POPULATION 16 YEARS AND OVER (BLACK OR AFRICAN AMERICAN ALONE) [15] - Universe: Black or African American alone 16 years and over; P150I. SEX BY EMPLOYMENT STATUS FOR THE POPULATION 16 YEARS AND OVER (WHITE ALONE, NOT HISPANIC OR LATINO) [15] - Universe: White alone, not Hispanic or Latino population 16 years and over

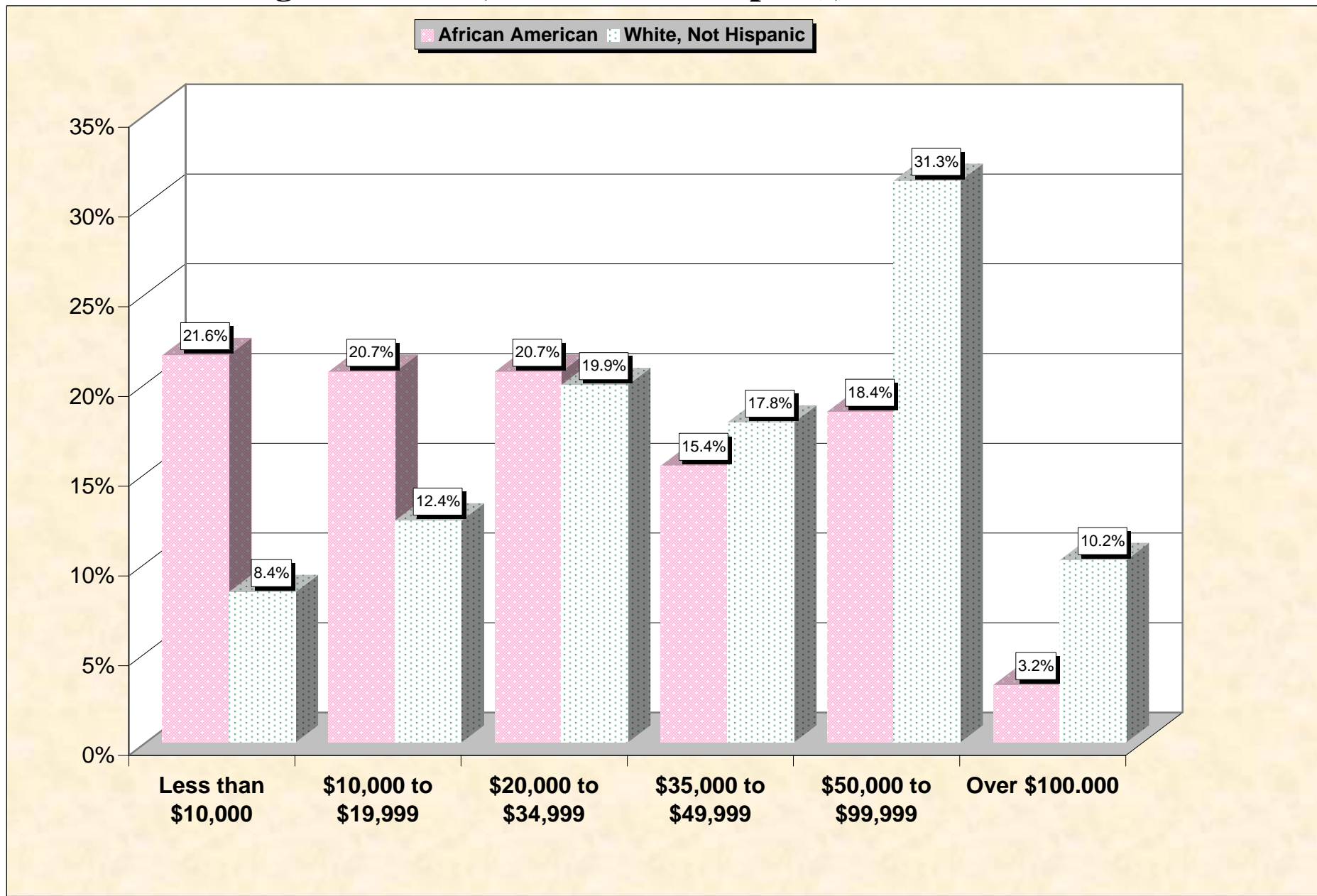
Chart 5 -- Labor Force Participation (Civilian Labor Force) Augusta--Aiken, GA--SC MSA (part); South Carolina



Note: Labor force participation rate is defined as a percentage of the civilian population over 16.

Source: Data Set: Census 2000 Summary File 3 (SF 3) - Sample Data -- P150B. SEX BY EMPLOYMENT STATUS FOR THE POPULATION 16 YEARS AND OVER (BLACK OR AFRICAN AMERICAN ALONE) [15] - Universe: Black or African American alone 16 years and over; P150I. SEX BY EMPLOYMENT STATUS FOR THE POPULATION 16 YEARS AND OVER (WHITE ALONE, NOT HISPANIC OR LATINO) [15] - Universe: White alone, not Hispanic or Latino population 16 years and over

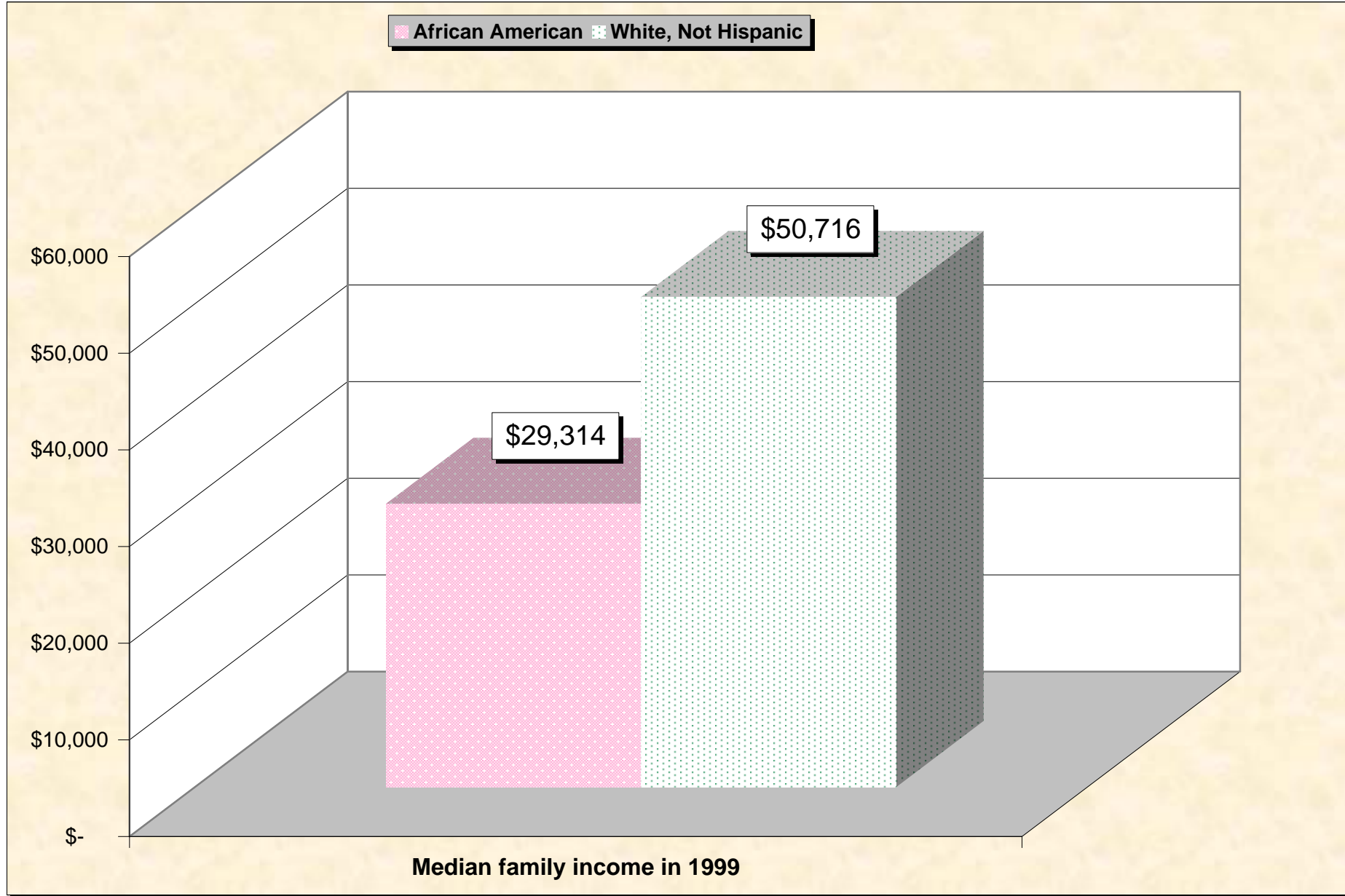
Chart 6 -- Household Income in 1999 Augusta--Aiken, GA--SC MSA (part); South Carolina



Source: Data Set: Census 2000 Summary File 3 (SF 3) - Sample Data -- P151B. HOUSEHOLD INCOME IN 1999 (BLACK OR AFRICAN AMERICAN ALONE HOUSEHOLDER) [17] - Universe: Households with a householder who is Black or African American alone; P151I. HOUSEHOLD INCOME IN 1999 (WHITE ALONE, NOT HISPANIC OR LATINO HOUSEHOLDER) [17] - Universe: Households with a householder who is White alone, not Hispanic or Latino

Chart 7 -- Median Family Income In 1999

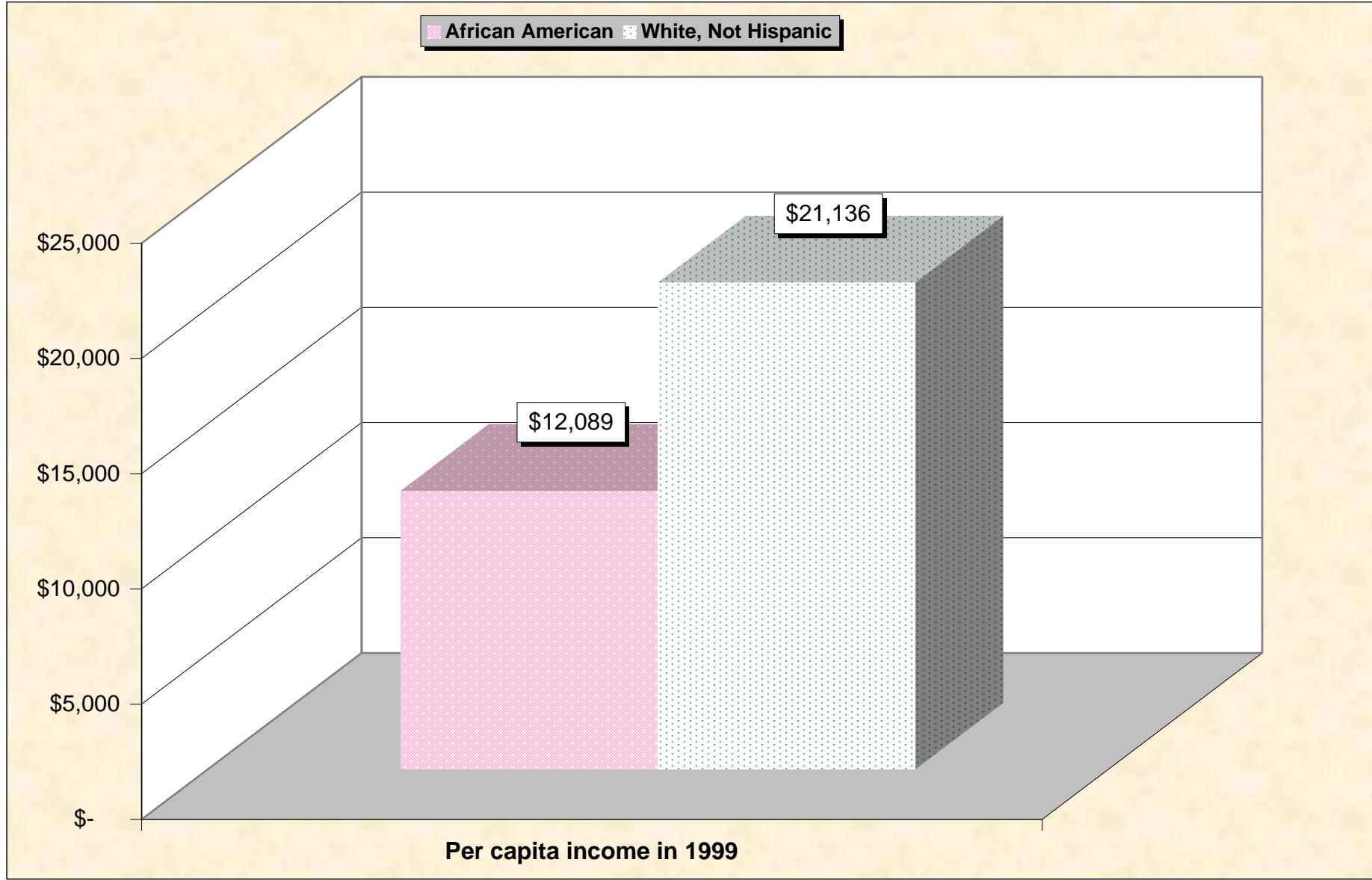
Augusta--Aiken, GA--SC MSA (part); South Carolina



Source: Data Set: Census 2000 Summary File 3 (SF 3) - Sample Data -- P155B. MEDIAN FAMILY INCOME IN 1999 (DOLLARS) (BLACK OR AFRICAN AMERICAN ALONE HOUSEHOLDER) [1] - Universe: Families with a householder who is Black or African American alone ; P155I. MEDIAN FAMILY INCOME IN 1999 (DOLLARS) (WHITE ALONE, NOT HISPANIC OR LATINO HOUSEHOLDER) [1] - Universe: Families with a householder who is White alone, not Hispanic or Latino

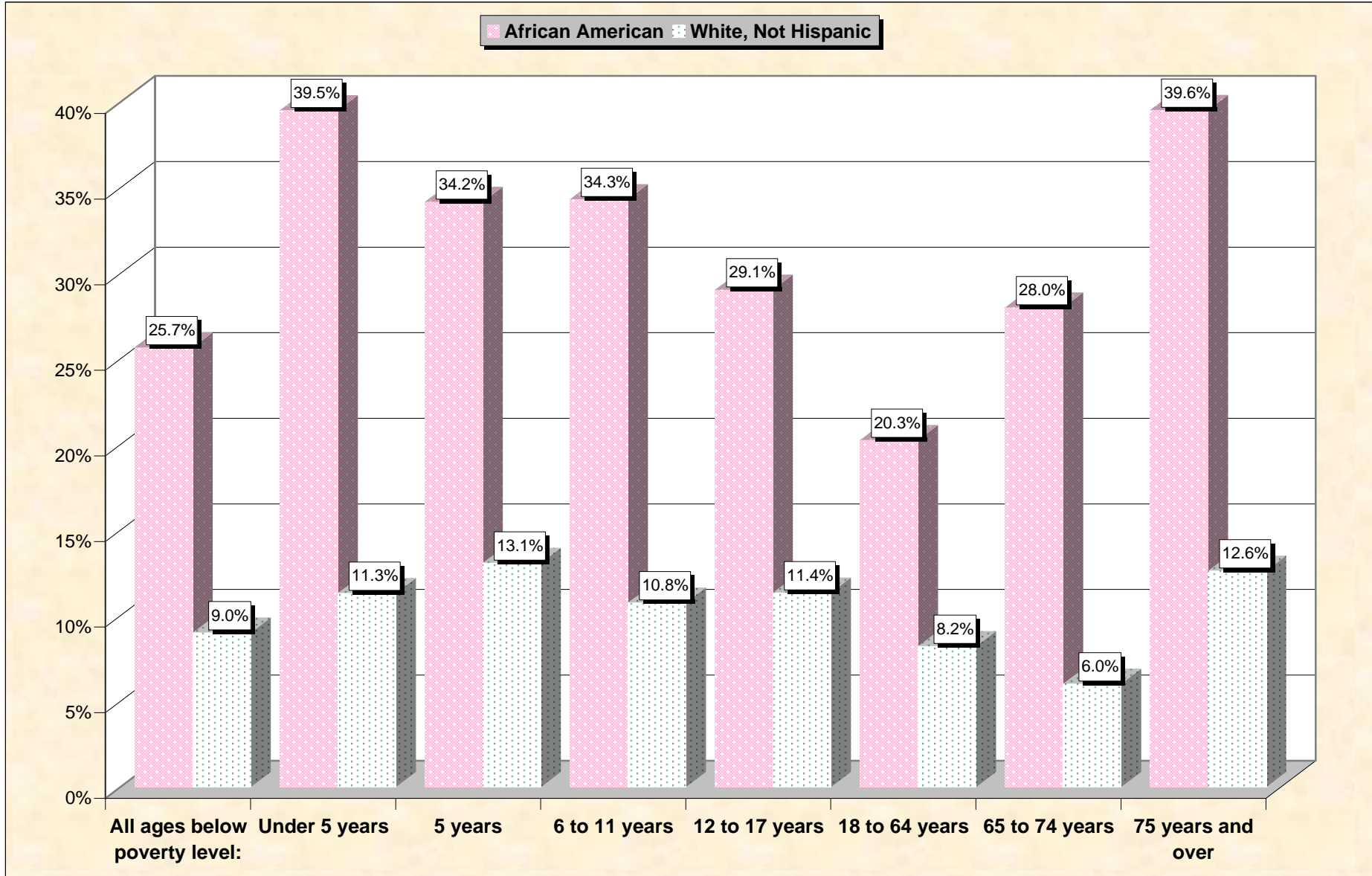
Chart 8 -- Per Capita Income In 1999

Augusta--Aiken, GA--SC MSA (part); South Carolina



Source: Data Set: Census 2000 Summary File 3 (SF 3) - Sample Data -- P157B. PER CAPITA INCOME IN 1999 (DOLLARS) (BLACK OR AFRICAN AMERICAN ALONE) [1] - Universe: Black or African American alone; P157I. PER CAPITA INCOME IN 1999 (DOLLARS) (WHITE ALONE, NOT HISPANIC OR LATINO) [1] - Universe: White alone, not Hispanic or Latino population

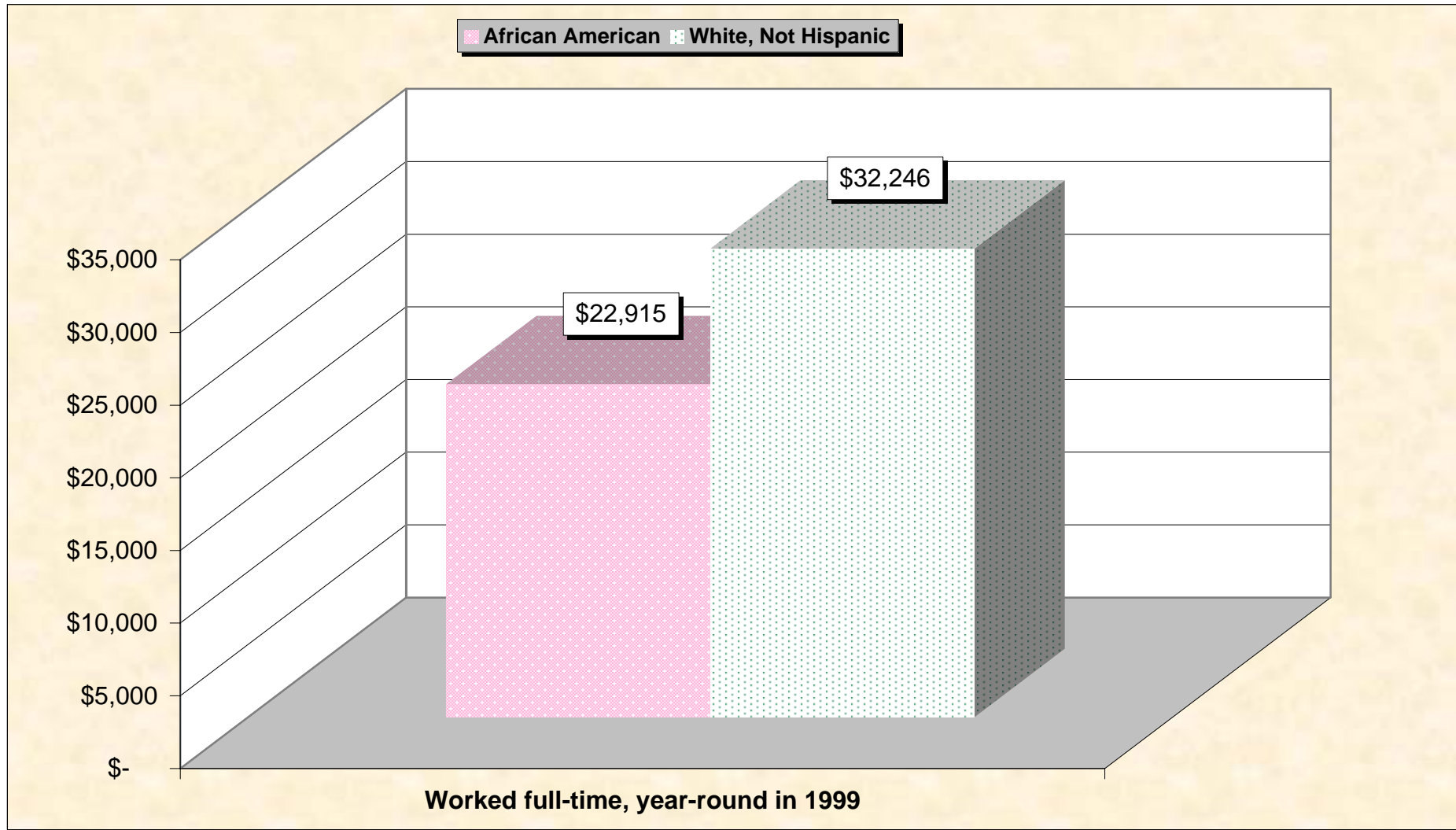
Chart 9 -- Income in 1999 Below Poverty Level by Age Augusta--Aiken, GA--SC MSA (part); South Carolina



Source: Data Set: Census 2000 Summary File 3 (SF 3) - Sample Data -- P159B. POVERTY STATUS IN 1999 BY AGE (BLACK OR AFRICAN AMERICAN ALONE) [17] - Universe: Black or African American alone for whom poverty status is determined;P159I. POVERTY STATUS IN 1999 BY AGE (WHITE ALONE, NOT HISPANIC OR LATINO) [17] - Universe: White alone, not Hispanic or Latino population for whom poverty status is determined.

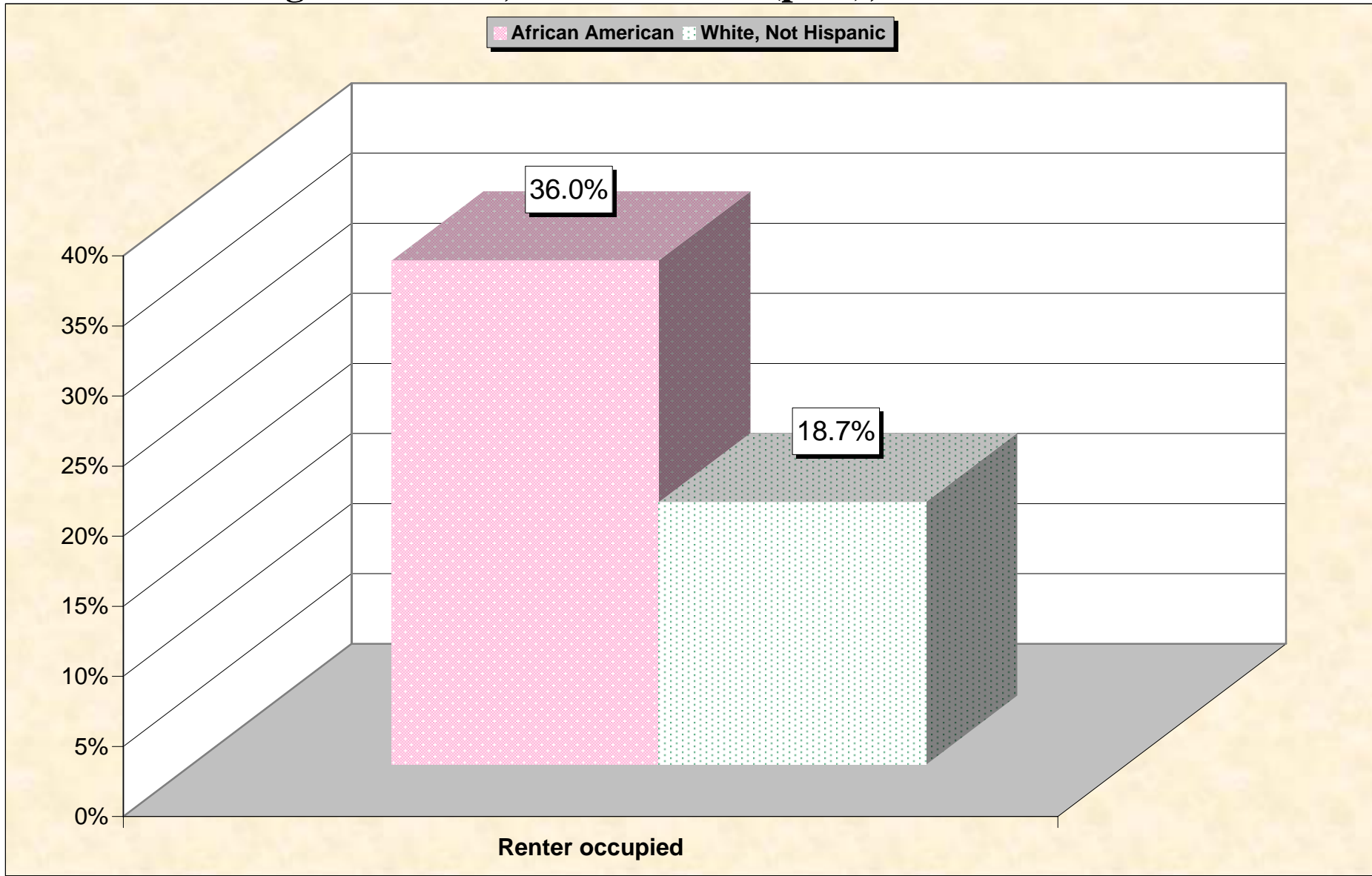
Chart 10 -- Median Earnings in 1999

Augusta--Aiken, GA--SC MSA (part); South Carolina



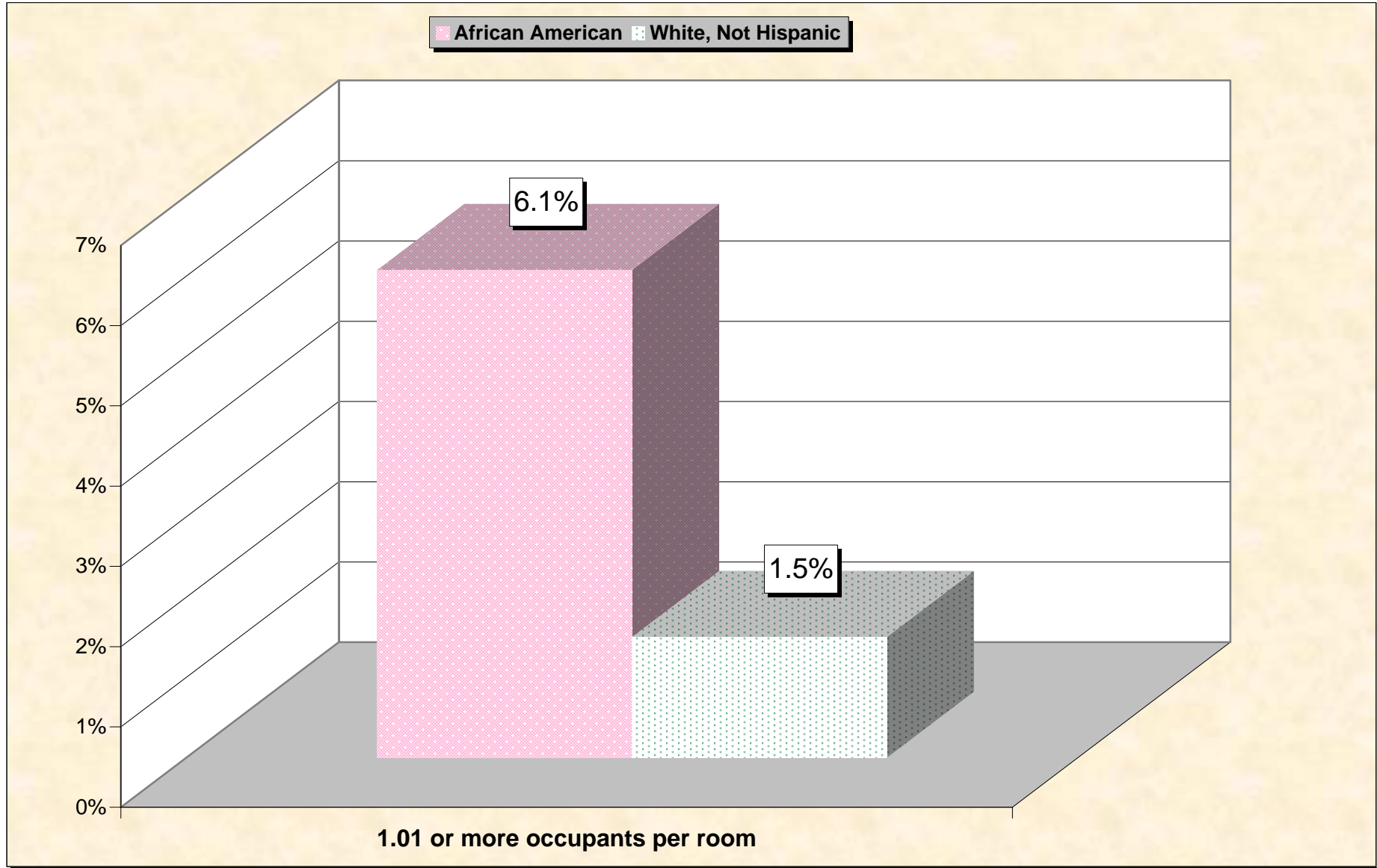
Source: Data Set: Census 2000 Summary File 3 (SF 3) - Sample Data -- PCT74B. MEDIAN EARNINGS IN 1999 (DOLLARS) BY WORK EXPERIENCE IN 1999 BY SEX FOR THE POPULATION 16 YEARS AND OVER WITH EARNINGS (BLACK OR AFRICAN AMERICAN ALONE) [6] - Universe: Black or African American alone 16 years and over with earnings in 1999; PCT74I. MEDIAN EARNINGS IN 1999 (DOLLARS) BY WORK EXPERIENCE IN 1999 BY SEX FOR THE POPULATION 16 YEARS AND OVER WITH EARNINGS (WHITE ALONE, NOT HISPANIC OR LATINO) [6] - Universe: White alone, not Hispanic or Latino population 16 years and over with earnings in 1999

Chart 11 -- Renter-Occupied Housing Augusta--Aiken, GA--SC MSA (part); South Carolina



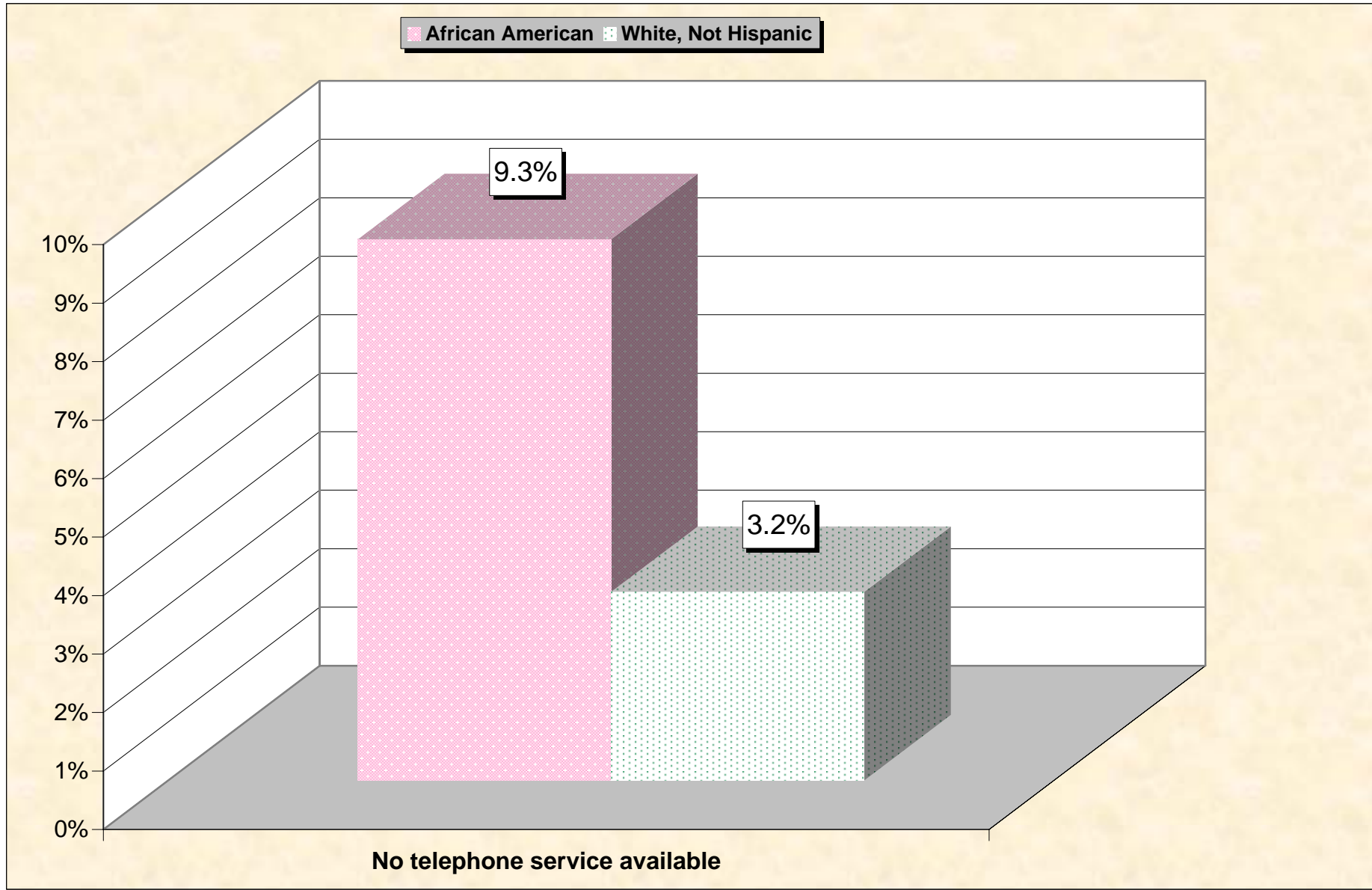
Source: Data Set: Census 2000 Summary File 3 (SF 3) - Sample Data -- H11. TENURE BY RACE OF HOUSEHOLDER [17] - Universe: Occupied housing units; H13. TENURE (WHITE ALONE, NOT HISPANIC OR LATINO HOUSEHOLDER) [3] - Universe: Occupied housing units with a householder who is White alone, not Hispanic or Latino.

Chart 12 -- Occupants Per Room (Crowding) by Household Augusta--Aiken, GA--SC MSA (part); South Carolina



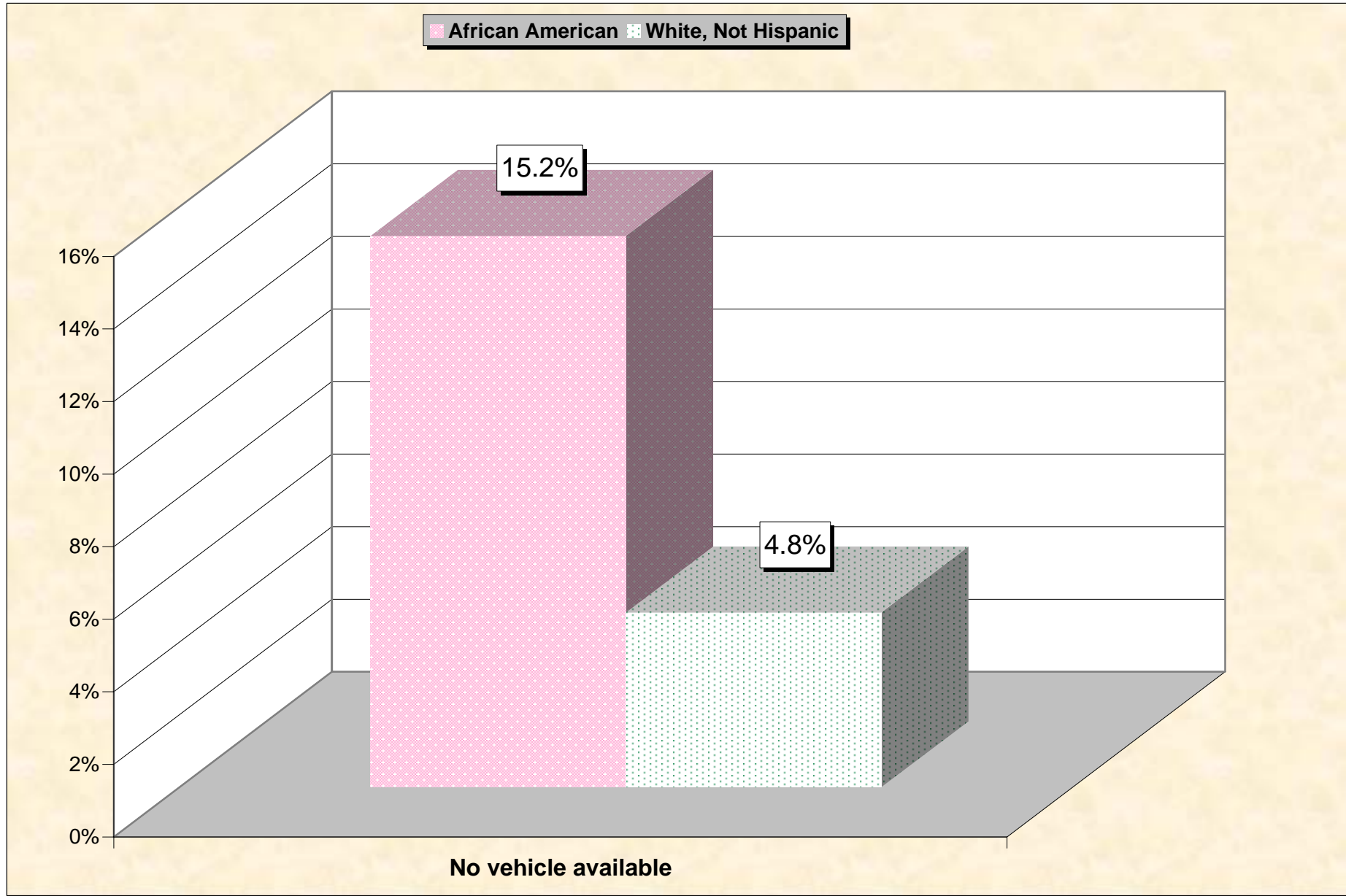
Source: Data Set: Census 2000 Summary File 3 (SF 3) - Sample Data -- HCT29B. OCCUPANTS PER ROOM (BLACK OR AFRICAN AMERICAN ALONE HOUSEHOLDER) [3] - Universe: Occupied housing units with a householder who is Black or African American alone; HCT29I. OCCUPANTS PER ROOM (WHITE ALONE, NOT HISPANIC OR LATINO HOUSEHOLDER) [3] - Universe: Occupied housing units with a householder who is White alone, not Hispanic or Latino

Chart 13 -- Lack of Telephone Service by Household Augusta--Aiken, GA--SC MSA (part); South Carolina



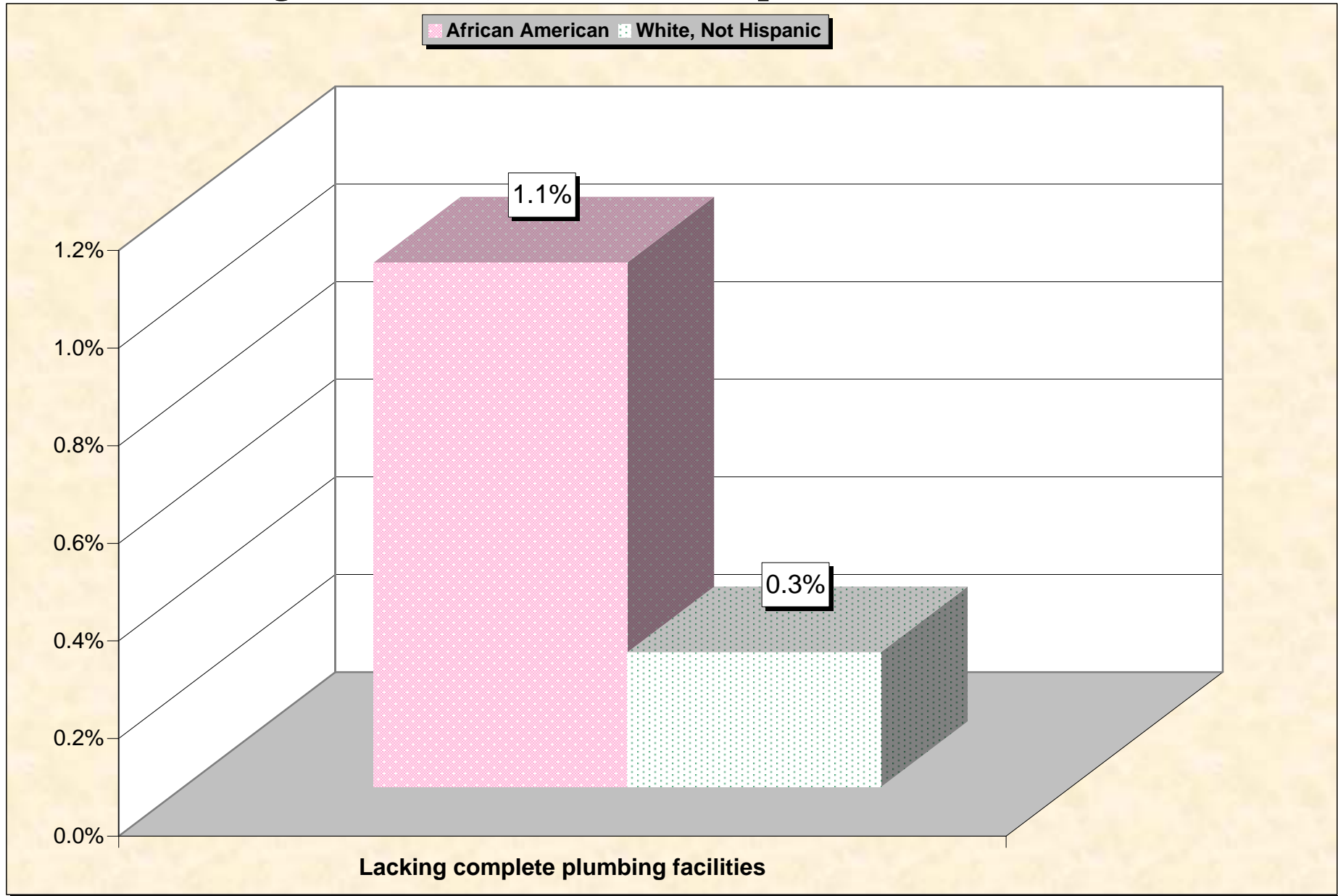
Source: Data Set: Census 2000 Summary File 3 (SF 3) - Sample Data -- HCT32B. TELEPHONE SERVICE AVAILABLE (BLACK OR AFRICAN AMERICAN ALONE HOUSEHOLDER) [3] - Universe: Occupied housing units with a householder who is Black or African American alone; HCT32I. TELEPHONE SERVICE AVAILABLE (WHITE ALONE, NOT HISPANIC OR LATINO HOUSEHOLDER) [3] - Universe: Occupied housing units with a householder who is White alone, not Hispanic or Latino

Chart 14 -- Lack of Vehicle By Household Augusta--Aiken, GA--SC MSA (part); South Carolina



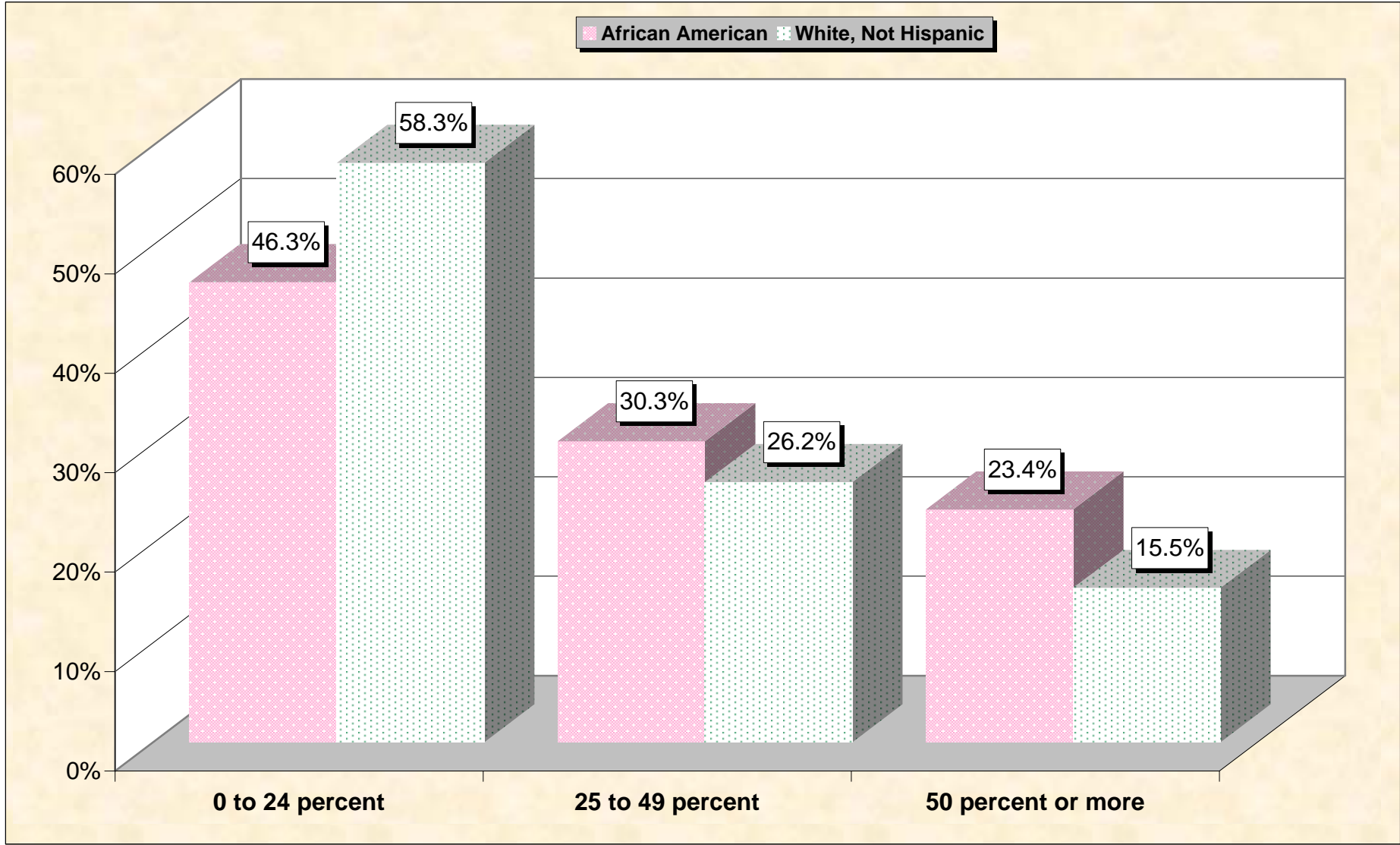
Source: Data Set: Census 2000 Summary File 3 (SF 3) - Sample Data -- HCT33B. VEHICLES AVAILABLE (BLACK OR AFRICAN AMERICAN ALONE HOUSEHOLDER) [3] - Universe: Occupied housing units with a householder who is Black or African American alone;; HCT33I. VEHICLES AVAILABLE (WHITE ALONE, NOT HISPANIC OR LATINO HOUSEHOLDER) [3] - Universe: Occupied housing units with a householder who is White alone, not Hispanic or Latino

Chart 15 -- Lack of Plumbing By Household Augusta--Aiken, GA--SC MSA (part); South Carolina



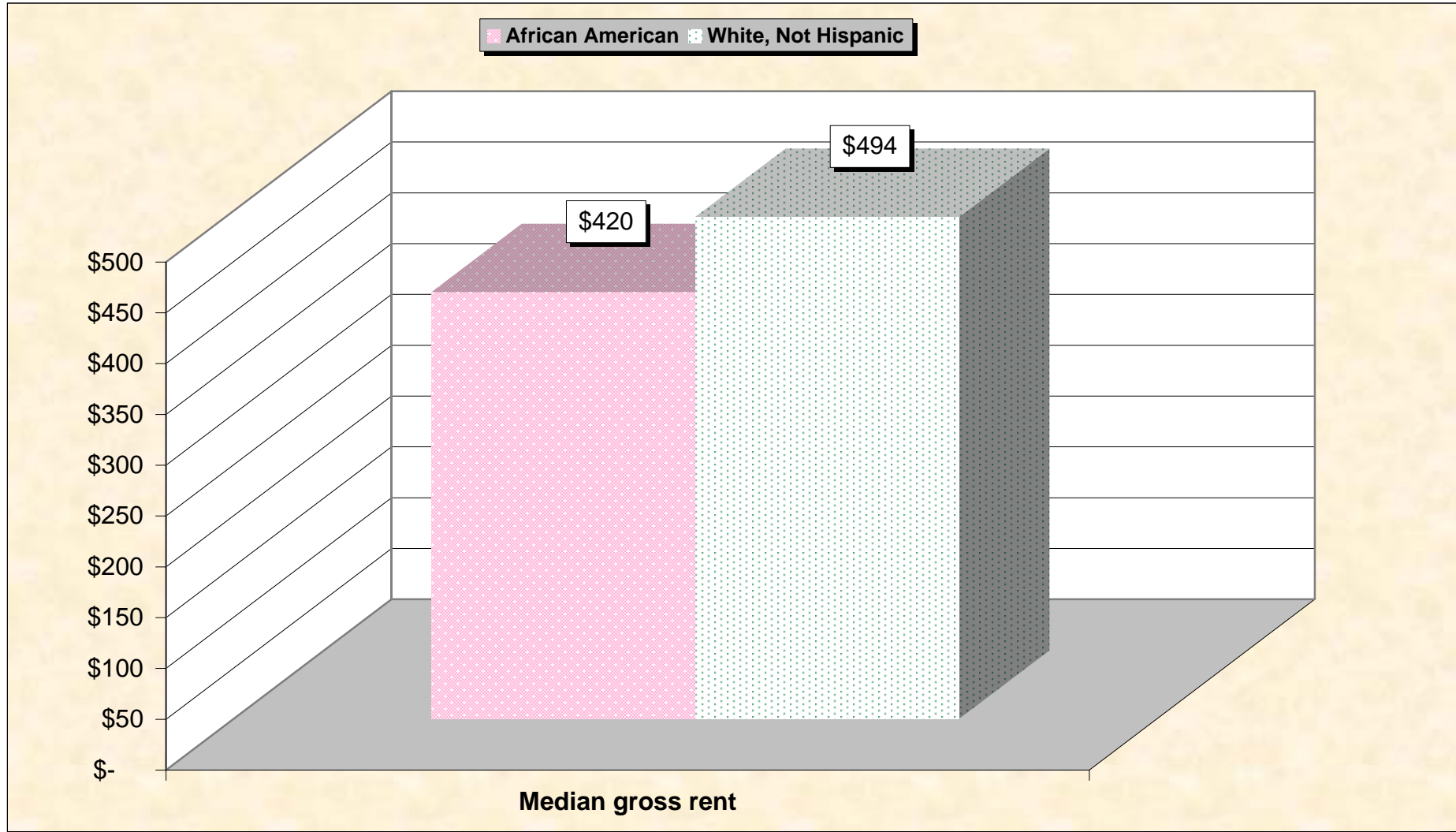
Source: Data Set: Census 2000 Summary File 3 (SF 3) - Sample Data -- HCT34B. PLUMBING FACILITIES (BLACK OR AFRICAN AMERICAN ALONE HOUSEHOLDER) [3] - Universe: Occupied housing units with a householder who is Black or African American alone; HCT34I. PLUMBING FACILITIES (WHITE ALONE, NOT HISPANIC OR LATINO HOUSEHOLDER) [3] - Universe: Occupied housing units with a householder who is White alone, not Hispanic or Latino.

Chart 16 -- Gross Rent as a Percentage of Household Income in 1999 Augusta--Aiken, GA--SC MSA (part); South Carolina



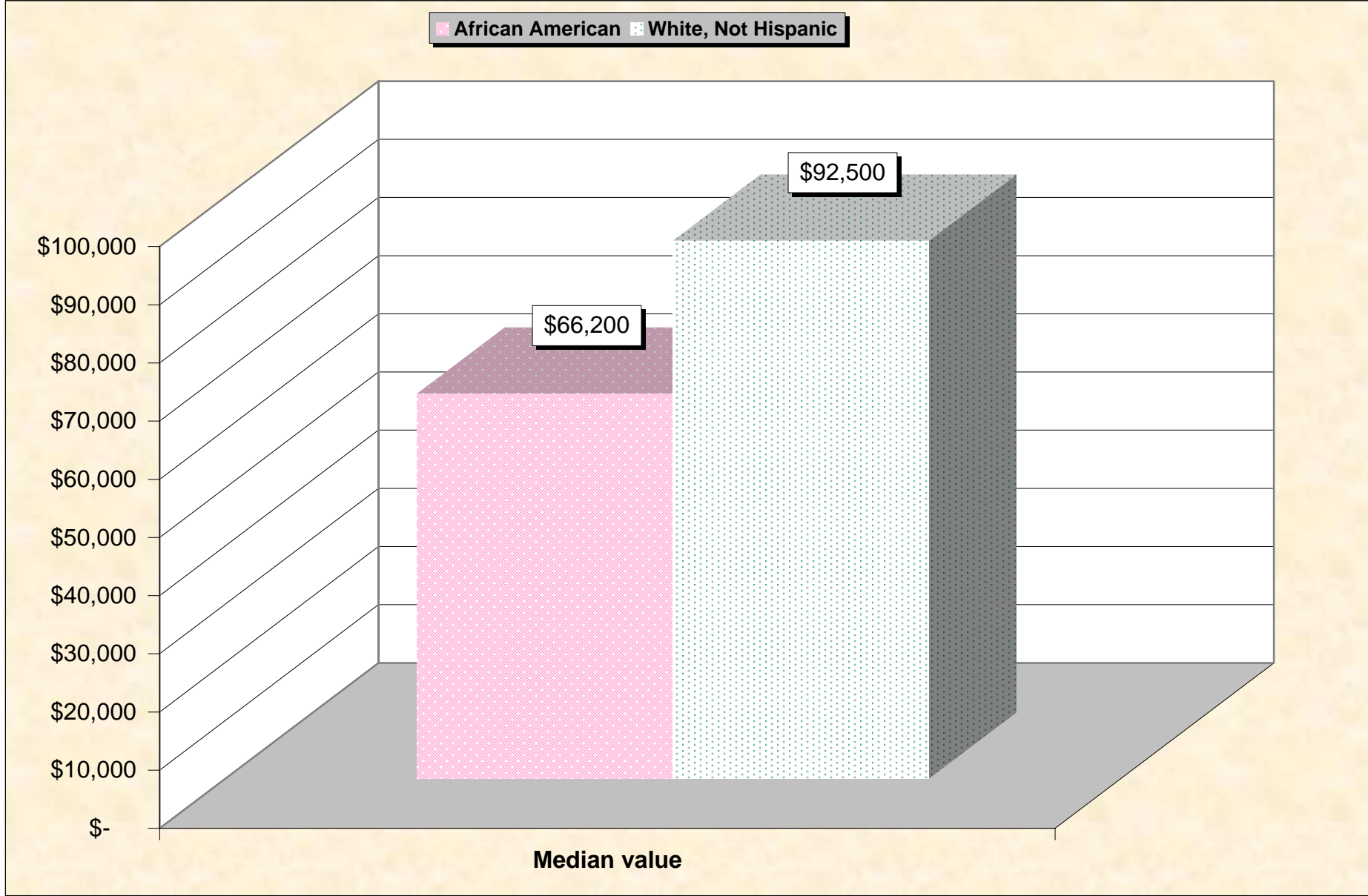
Source: Data Set: Census 2000 Summary File 3 (SF 3) - Sample Data -- HCT39B. GROSS RENT AS A PERCENTAGE OF HOUSEHOLD INCOME IN 1999 (BLACK OR AFRICAN AMERICAN ALONE HOUSEHOLDER) [11] - Universe: Specified renter-occupied housing units with a householder who is Black or African American alone; HCT39I. GROSS RENT AS A PERCENTAGE OF HOUSEHOLD INCOME IN 1999 (WHITE ALONE, NOT HISPANIC OR LATINO HOUSEHOLDER) [11] - Universe: Specified renter-occupied housing units with a householder who is White alone, not Hispanic or Latino.

Chart 17 -- Median Gross Rent By Household Augusta--Aiken, GA--SC MSA (part); South Carolina



Source: Data Set: Census 2000 Summary File 3 (SF 3) - Sample Data -- HCT37B. MEDIAN GROSS RENT (DOLLARS) (BLACK OR AFRICAN AMERICAN ALONE HOUSEHOLDER) [1] - Universe: Specified renter-occupied housing units paying cash rent with a householder who is Black or African American alone; HCT37I. MEDIAN GROSS RENT (DOLLARS) (WHITE ALONE, NOT HISPANIC OR LATINO HOUSEHOLDER) [1] - Universe: Specified renter-occupied housing units paying cash rent with a householder who is White alone, not Hispanic or Latino

Chart 18 -- Median Home Value By Household Augusta--Aiken, GA--SC MSA (part); South Carolina



Source: Data Set: Census 2000 Summary File 3 (SF 3) - Sample Data -- HCT42B. MEDIAN VALUE (DOLLARS) (BLACK OR AFRICAN AMERICAN ALONE HOUSEHOLDER) [1] - Universe: Specified owner-occupied housing units with a householder who is Black or African American alone; HCT42I. MEDIAN VALUE (DOLLARS) (WHITE ALONE, NOT HISPANIC OR LATINO HOUSEHOLDER) [1] - Universe: Specified owner-occupied housing units with a householder who is White alone, not Hispanic or Latino

HOUSEHOLDS BY AGE OF HOUSEHOLDER BY HOUSEHOLD TYPE (INCLUDING LIVING ALONE) BY PRESENCE OF OWN CHILDREN UNDER 18 YEARS

source data for Chart 1

	African American Augusta--Aiken, GA-- SC MSA (part);	White, Not Hispanic Augusta--Aiken, GA-- SC MSA (part);
Total:	15,957	45,962
Householder 15 to 64 years:	13,220	35,225
Family households:	10,054	26,830
Married-couple family:	5,003	22,248
With own children under 18 years	2,852	11,489
No own children under 18 years	2,151	10,759
Other family:	5,051	4,582
Male householder, no wife present:	780	1,253
With own children under 18 years	347	812
No own children under 18 years	433	441
Female householder, no husband present:	4,271	3,329
With own children under 18 years	2,973	2,302
No own children under 18 years	1,298	1,027
Nonfamily households:	3,166	8,395
Householder living alone	2,771	6,833
Householder not living alone	395	1,562
Householder 65 years and over:	2,737	10,737
Family households:	1,394	6,058
Married-couple family:	791	5,195
With own children under 18 years	9	33
No own children under 18 years	782	5,162
Other family:	603	863
Male householder, no wife present:	103	135
With own children under 18 years	0	7
No own children under 18 years	103	128
Female householder, no husband present:	500	728
With own children under 18 years	0	6
No own children under 18 years	500	722
Nonfamily households:	1,343	4,679
Householder living alone	1,308	4,534
Householder not living alone	35	145

Source: Data Set: Census 2000 Summary File 3 (SF 3) - Sample Data - P146B. HOUSEHOLDS BY AGE OF HOUSEHOLDER BY HOUSEHOLD TYPE (INCLUDING LIVING ALONE) BY PRESENCE OF OWN CHILDREN UNDER 18 YEARS (BLACK OR AFRICAN AMERICAN ALONE HOUSEHOLDER) [31] - Universe: Households with a householder who is Black or African American alone; P146I. HOUSEHOLDS BY AGE OF HOUSEHOLDER BY HOUSEHOLD TYPE (INCLUDING LIVING ALONE) BY PRESENCE OF OWN CHILDREN UNDER 18 YEARS (WHITE ALONE, NOT HISPANIC OR LATINO HOUSEHOLDER) [31] - Universe: Households with a householder who is White alone, not Hispanic or Latino.

SCHOOL ENROLLMENT BY LEVEL OF SCHOOL BY TYPE OF SCHOOL FOR THE POPULATION 3 YEARS AND OVER

source data for Chart 2

	African American Augusta--Aiken, GA-- SC MSA (part);	White, Not Hispanic Augusta--Aiken, GA-- SC MSA (part);
Total:	44,348	110,086
Enrolled in nursery school, preschool:	1,014	1,669
Public school	815	608
Private school	199	1,061
Enrolled in kindergarten:	861	1,595
Public school	803	1,161
Private school	58	434
Enrolled in grade 1 to grade 8:	6,913	12,901
Public school	6,692	11,187
Private school	221	1,714
Enrolled in grade 9 to grade 12:	3,478	6,242
Public school	3,331	5,569
Private school	147	673
Enrolled in college:	2,343	4,905
Public school	2,086	4,319
Private school	257	586
Not enrolled in school	29,739	82,774

Source: Data Set: Census 2000 Summary File 3 (SF 3) - Sample Data - P146B. HOUSEHOLDS BY AGE OF HOUSEHOLDER BY HOUSEHOLD TYPE (INCLUDING LIVING ALONE) BY PRESENCE OF OWN CHILDREN UNDER 18 YEARS (BLACK OR AFRICAN AMERICAN ALONE HOUSEHOLDER) [31] - Universe: Households with a householder who is Black or African American alone; P146I. HOUSEHOLDS BY AGE OF HOUSEHOLDER BY HOUSEHOLD TYPE (INCLUDING LIVING ALONE) BY PRESENCE OF OWN CHILDREN UNDER 18 YEARS (WHITE ALONE, NOT HISPANIC OR LATINO HOUSEHOLDER) [31] - Universe: Households with a householder who is White alone, not Hispanic or Latino.

SEX BY EDUCATIONAL ATTAINMENT FOR THE POPULATION 25 YEARS AND OVER

source data for Chart 3

	African American Augusta--Aiken, GA-- SC MSA (part);	White, Not Hispanic Augusta--Aiken, GA-- SC MSA (part);
Total:	27,242	78,302
Male:	12,501	37,437
Less than 9th grade	1,778	2,463
9th to 12th grade, no diploma	2,860	4,337
High school graduate (includes equivalency)	4,776	11,461
Some college, no degree	1,695	7,498
Associate degree	550	2,061
Bachelor's degree	607	6,073
Graduate or professional degree	235	3,544
Female:	14,741	40,865
Less than 9th grade	1,812	2,433
9th to 12th grade, no diploma	3,265	5,073
High school graduate (includes equivalency)	4,883	13,231
Some college, no degree	2,606	8,851
Associate degree	810	3,139
Bachelor's degree	904	5,688
Graduate or professional degree	461	2,450

Source: Data Set: Census 2000 Summary File 3 (SF 3) - Sample Data -- P148B. SEX BY EDUCATIONAL ATTAINMENT FOR THE POPULATION 25 YEARS AND OVER (BLACK OR AFRICAN AMERICAN ALONE) [17] - Universe: Black or African American alone 25 years and over; P148I. SEX BY EDUCATIONAL ATTAINMENT FOR THE POPULATION 25 YEARS AND OVER (WHITE ALONE, NOT HISPANIC OR LATINO) [17] - Universe: White alone, not Hispanic or Latino population 25 years and over.

SEX BY EMPLOYMENT STATUS FOR THE POPULATION 16 YEARS AND OVER

source data for Charts 4 and 5

	African American Augusta--Aiken, GA-- SC MSA (part);	White, Not Hispanic Augusta--Aiken, GA-- SC MSA (part);
Total:	33,822	90,401
Male:	15,883	43,515
In labor force:	9,256	30,299
In Armed Forces	47	136
Civilian:	9,209	30,163
Employed	8,231	28,940
Unemployed	978	1,223
Not in labor force	6,627	13,216
Female:	17,939	46,886
In labor force:	10,361	25,268
In Armed Forces	0	36
Civilian:	10,361	25,232
Employed	9,398	23,981
Unemployed	963	1,251
Not in labor force	7,578	21,618

Source: Data Set: Census 2000 Summary File 3 (SF 3) - Sample Data -- P150B. SEX BY EMPLOYMENT STATUS FOR THE POPULATION 16 YEARS AND OVER (BLACK OR AFRICAN AMERICAN ALONE) [15] - Universe: Black or African American alone 16 years and over; P150I. SEX BY EMPLOYMENT STATUS FOR THE POPULATION 16 YEARS AND OVER (WHITE ALONE, NOT HISPANIC OR LATINO) [15] - Universe: White alone, not Hispanic or Latino population 16 years and over

HOUSEHOLD INCOME IN 1999

source data for Chart 6

	African American Augusta--Aiken, GA-- SC MSA (part);	White, Not Hispanic Augusta--Aiken, GA-- SC MSA (part);
Total:	15957	45962
Less than \$10,000	3445	3856
\$10,000 to \$14,999	1576	2720
\$15,000 to \$19,999	1722	2969
\$20,000 to \$24,999	1184	3024
\$25,000 to \$29,999	1242	3187
\$30,000 to \$34,999	872	2946
\$35,000 to \$39,999	911	2815
\$40,000 to \$44,999	781	2795
\$45,000 to \$49,999	770	2588
\$50,000 to \$59,999	1292	4083
\$60,000 to \$74,999	882	5317
\$75,000 to \$99,999	768	4987
\$100,000 to \$124,999	256	2361
\$125,000 to \$149,999	81	1017
\$150,000 to \$199,999	56	729
\$200,000 or more	119	568

Source: Data Set: Census 2000 Summary File 3 (SF 3) - Sample Data -- P151B. HOUSEHOLD INCOME IN 1999 (BLACK OR AFRICAN AMERICAN ALONE HOUSEHOLDER) [17] - Universe: Households with a householder who is Black or African American alone; P151I. HOUSEHOLD INCOME IN 1999 (WHITE ALONE, NOT HISPANIC OR LATINO HOUSEHOLDER) [17] - Universe: Households with a householder who is White alone, not Hispanic or Latino

MEDIAN FAMILY INCOME IN 1999

source data for Chart 7

	African American Augusta--Aiken, GA-- SC MSA (part);	White, Not Hispanic Augusta--Aiken, GA-- SC MSA (part);
Median family income in 1999	\$ 29,314	\$ 50,716

Source: Data Set: Census 2000 Summary File 3 (SF 3) - Sample Data -- P155B. MEDIAN FAMILY INCOME IN 1999 (DOLLARS) (BLACK OR AFRICAN AMERICAN ALONE HOUSEHOLDER) [1] - Universe: Families with a householder who is Black or African American alone ; P155I. MEDIAN FAMILY INCOME IN 1999 (DOLLARS) (WHITE ALONE, NOT HISPANIC OR LATINO HOUSEHOLDER) [1] - Universe: Families with a householder who is White alone, not Hispanic or Latino

PER CAPITA INCOME IN 1999

source data for Chart 8

	African American Augusta--Aiken, GA-- SC MSA (part);	White, Not Hispanic Augusta--Aiken, GA-- SC MSA (part);
Per capita income in 1999	\$ 12,089	\$ 21,136

Source: Data Set: Census 2000 Summary File 3 (SF 3) - Sample Data -- P157B. PER CAPITA INCOME IN 1999 (DOLLARS) (BLACK OR AFRICAN AMERICAN ALONE) [1] - Universe: Black or African American alone; P157I. PER CAPITA INCOME IN 1999 (DOLLARS) (WHITE ALONE, NOT HISPANIC OR LATINO) [1] - Universe: White alone, not Hispanic or Latino population

POVERTY STATUS IN 1999 BY AGE

source data for Chart 9

	African American Augusta--Aiken, GA-- SC MSA (part);	White, Not Hispanic Augusta--Aiken, GA-- SC MSA (part);
Total:	43,700	112,581
Income in 1999 below poverty level:	11,219	10,154
Under 5 years	1,372	748
5 years	241	153
6 to 11 years	1,680	1,022
12 to 17 years	1,386	1,068
18 to 64 years	5,280	5,721
65 to 74 years	607	572
75 years and over	653	870
Income in 1999 at or above poverty level:	32,481	102,427
Under 5 years	2,098	5,856
5 years	464	1,015
6 to 11 years	3,213	8,464
12 to 17 years	3,385	8,338
18 to 64 years	20,763	63,826
65 to 74 years	1,560	8,912
75 years and over	998	6,016

Source: Data Set: Census 2000 Summary File 3 (SF 3) - Sample Data -- P159B. POVERTY STATUS IN 1999 BY AGE (BLACK OR AFRICAN AMERICAN ALONE) [17] - Universe: Black or African American alone for whom poverty status is determined;P159I. POVERTY STATUS IN 1999 BY AGE (WHITE ALONE, NOT HISPANIC OR LATINO) [17] - Universe: White alone, not Hispanic or Latino population for whom poverty status is determined.

MEDIAN EARNINGS IN 1999

source data for Chart 10

	African American Augusta--Aiken, GA-- SC MSA (part);	White, Not Hispanic Augusta--Aiken, GA-- SC MSA (part);
Median earnings in 1999 --		
Worked full-time, year-round in 1999 --		
Total	\$ 22,915	\$ 32,246
Male	\$ 25,889	\$ 40,135
Female	\$ 20,420	\$ 25,318
Other --		
Total	\$ 8,020	\$ 9,958
Male	\$ 8,240	\$ 11,811
Female	\$ 7,932	\$ 8,940

Source: Data Set: Census 2000 Summary File 3 (SF 3) - Sample Data -- PCT74B. MEDIAN EARNINGS IN 1999 (DOLLARS) BY WORK EXPERIENCE IN 1999 BY SEX FOR THE POPULATION 16 YEARS AND OVER WITH EARNINGS (BLACK OR AFRICAN AMERICAN ALONE) [6] - Universe: Black or African American alone 16 years and over with earnings in 1999; PCT74I. MEDIAN EARNINGS IN 1999 (DOLLARS) BY WORK EXPERIENCE IN 1999 BY SEX FOR THE POPULATION 16 YEARS AND OVER WITH EARNINGS (WHITE ALONE, NOT HISPANIC OR LATINO) [6] - Universe: White alone, not Hispanic or Latino population 16 years and over with earnings in 1999

TENURE BY RACE OF HOUSEHOLDER

source data for Chart 11

	Augusta--Aiken, GA-- SC MSA (part);
Total:	63,857
Owner occupied:	48,704
Householder who is White alone	37,618
Householder who is Black or African American alone	10248
Householder who is American Indian and Alaska Native alone	141
Householder who is Asian alone	167
Householder who is Native Hawaiian and Other Pacific Islander alone	0
Householder who is Some other race alone	170
Householder who is Two or more races	360
Renter occupied:	15,153
Householder who is White alone	8,808
Householder who is Black or African American alone	5760
Householder who is American Indian and Alaska Native alone	71
Householder who is Asian alone	120
Householder who is Native Hawaiian and Other Pacific Islander alone	0
Householder who is Some other race alone	141
Householder who is Two or more races	253

White alone, not Hispanic

White, Not Hispanic

	Augusta--Aiken, GA-- SC MSA (part);
Total:	45,994
Owner occupied	37,373
Renter occupied	8,621

Source: Data Set: Census 2000 Summary File 3 (SF 3) - Sample Data -- H11. TENURE BY RACE OF HOUSEHOLDER [17] - Universe: Occupied housing units; H13. TENURE (WHITE ALONE, NOT HISPANIC OR LATINO HOUSEHOLDER) [3] - Universe: Occupied housing units with a householder who is White alone, not Hispanic or Latino.

OCCUPANTS PER ROOM

source data for Chart 12

	African American Augusta--Aiken, GA-- SC MSA (part);	White, Not Hispanic Augusta--Aiken, GA-- SC MSA (part);
Total:	16,008	45,994
1.00 or less occupants per room	15,035	45,301
1.01 or more occupants per room	973	693

Source: Data Set: Census 2000 Summary File 3 (SF 3) - Sample Data -- HCT29B. OCCUPANTS PER ROOM (BLACK OR AFRICAN AMERICAN ALONE HOUSEHOLDER) [3] - Universe: Occupied housing units with a householder who is Black or African American alone; HCT29I. OCCUPANTS PER ROOM (WHITE ALONE, NOT HISPANIC OR LATINO HOUSEHOLDER) [3] - Universe: Occupied housing units with a householder who is White alone, not Hispanic or Latino

TELEPHONE SERVICE AVAILABLE

source data for Chart 13

	African American Augusta--Aiken, GA-- SC MSA (part);	White, Not Hispanic Augusta--Aiken, GA-- SC MSA (part);
Total:	16,008	45,994
With telephone service available	14,527	44,512
No telephone service available	1,481	1,482

Source: Data Set: Census 2000 Summary File 3 (SF 3) - Sample Data -- HCT32B. TELEPHONE SERVICE AVAILABLE (BLACK OR AFRICAN AMERICAN ALONE HOUSEHOLDER) [3] - Universe: Occupied housing units with a householder who is Black or African American alone; HCT32I. TELEPHONE SERVICE AVAILABLE (WHITE ALONE, NOT HISPANIC OR LATINO HOUSEHOLDER) [3] - Universe: Occupied housing units with a householder who is White alone, not Hispanic or Latino

VEHICLES AVAILABLE

source data for Chart 14

	African American Augusta--Aiken, GA-- SC MSA (part);	White, Not Hispanic Augusta--Aiken, GA-- SC MSA (part);
Total:	16,008	45,994
No vehicle available	2,433	2,216
1 or more vehicles available	13,575	43,778

Source: Data Set: Census 2000 Summary File 3 (SF 3) - Sample Data -- HCT33B. VEHICLES AVAILABLE (BLACK OR AFRICAN AMERICAN ALONE HOUSEHOLDER) [3] - Universe: Occupied housing units with a householder who is Black or African American alone;; HCT33I. VEHICLES AVAILABLE (WHITE ALONE, NOT HISPANIC OR LATINO HOUSEHOLDER) [3] - Universe: Occupied housing units with a householder who is White alone, not Hispanic or Latino

PLUMBING FACILITIES

source data for Chart 15

	African American Augusta--Aiken, GA-- SC MSA (part);	White, Not Hispanic Augusta--Aiken, GA-- SC MSA (part);
Total:	16,008	45,994
Complete plumbing facilities	15,836	45,867
Lacking complete plumbing facilities	172	127

Source: Data Set: Census 2000 Summary File 3 (SF 3) - Sample Data -- HCT34B. PLUMBING FACILITIES (BLACK OR AFRICAN AMERICAN ALONE HOUSEHOLDER) [3] - Universe: Occupied housing units with a householder who is Black or African American alone; HCT34I. PLUMBING FACILITIES (WHITE ALONE, NOT HISPANIC OR LATINO HOUSEHOLDER) [3] - Universe: Occupied housing units with a householder who is White alone, not Hispanic or Latino.

GROSS RENT AS A PERCENTAGE OF HOUSEHOLD INCOME IN 1999

source data for Chart 16

	African American Augusta--Aiken, GA-- SC MSA (part);	White, Not Hispanic Augusta--Aiken, GA-- SC MSA (part);
Total:	5,702	8,483
Less than 10 percent	421	771
10 to 14 percent	590	1,262
15 to 19 percent	651	1,232
20 to 24 percent	615	1,020
25 to 29 percent	458	678
30 to 34 percent	358	447
35 to 39 percent	296	389
40 to 49 percent	378	410
50 percent or more	1,152	1,142
Not computed	783	1,132

Source: Data Set: Census 2000 Summary File 3 (SF 3) - Sample Data -- HCT39B. GROSS RENT AS A PERCENTAGE OF HOUSEHOLD INCOME IN 1999 (BLACK OR AFRICAN AMERICAN ALONE HOUSEHOLDER) [11] - Universe: Specified renter-occupied housing units with a householder who is Black or African American alone; HCT39I. GROSS RENT AS A PERCENTAGE OF HOUSEHOLD INCOME IN 1999 (WHITE ALONE, NOT HISPANIC OR LATINO HOUSEHOLDER) [11] - Universe: Specified renter-occupied housing units with a householder who is White alone, not Hispanic or Latino.

MEDIAN GROSS RENT

source data for Chart 17

	African American Augusta--Aiken, GA-- SC MSA (part);	White, Not Hispanic Augusta--Aiken, GA-- SC MSA (part);
Median gross rent	\$ 420	\$ 494

Source: Data Set: Census 2000 Summary File 3 (SF 3) - Sample Data -- HCT37B. MEDIAN GROSS RENT (DOLLARS) (BLACK OR AFRICAN AMERICAN ALONE HOUSEHOLDER) [1] - Universe: Specified renter-occupied housing units paying cash rent with a householder who is Black or African American alone; HCT37I. MEDIAN GROSS RENT (DOLLARS) (WHITE ALONE, NOT HISPANIC OR LATINO HOUSEHOLDER) [1] - Universe: Specified renter-occupied housing units paying cash rent with a householder who is White alone, not Hispanic or Latino

MEDIAN HOME VALUE

source data for Chart 18

	African American Augusta--Aiken, GA-- SC MSA (part);	White, Not Hispanic Augusta--Aiken, GA-- SC MSA (part);
Median value	\$ 66,200	\$ 92,500

Source: Data Set: Census 2000 Summary File 3 (SF 3) - Sample Data -- HCT42B. MEDIAN VALUE (DOLLARS) (BLACK OR AFRICAN AMERICAN ALONE HOUSEHOLDER) [1] - Universe: Specified owner-occupied housing units with a householder who is Black or African American alone; HCT42I. MEDIAN VALUE (DOLLARS) (WHITE ALONE, NOT HISPANIC OR LATINO HOUSEHOLDER) [1] - Universe: Specified owner-occupied housing units with a householder who is White alone, not Hispanic or Latino