

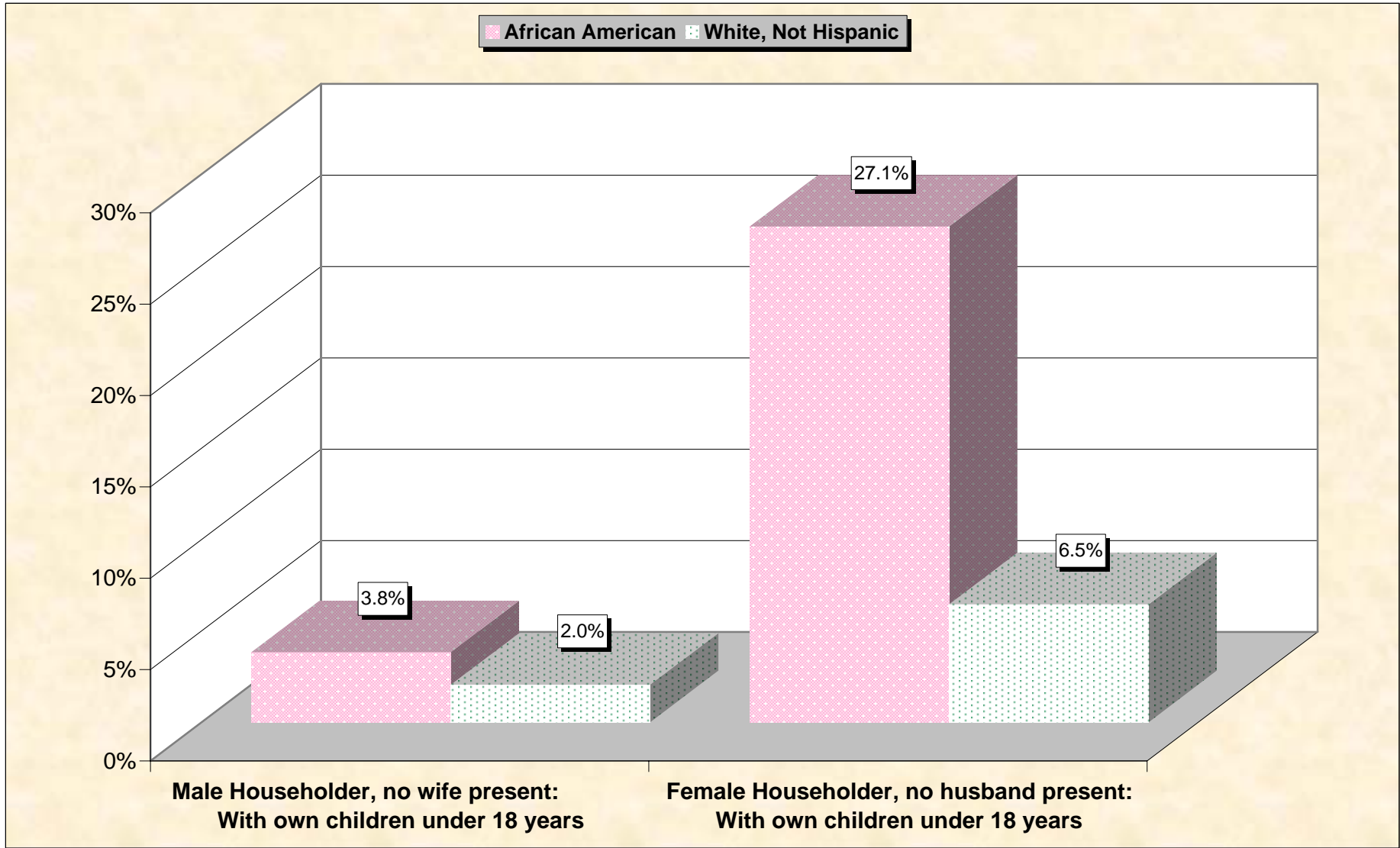
# **Selected Socio-Economic Data**

**Rocky Mount, NC MSA; North Carolina**

**African American and White, Not Hispanic**

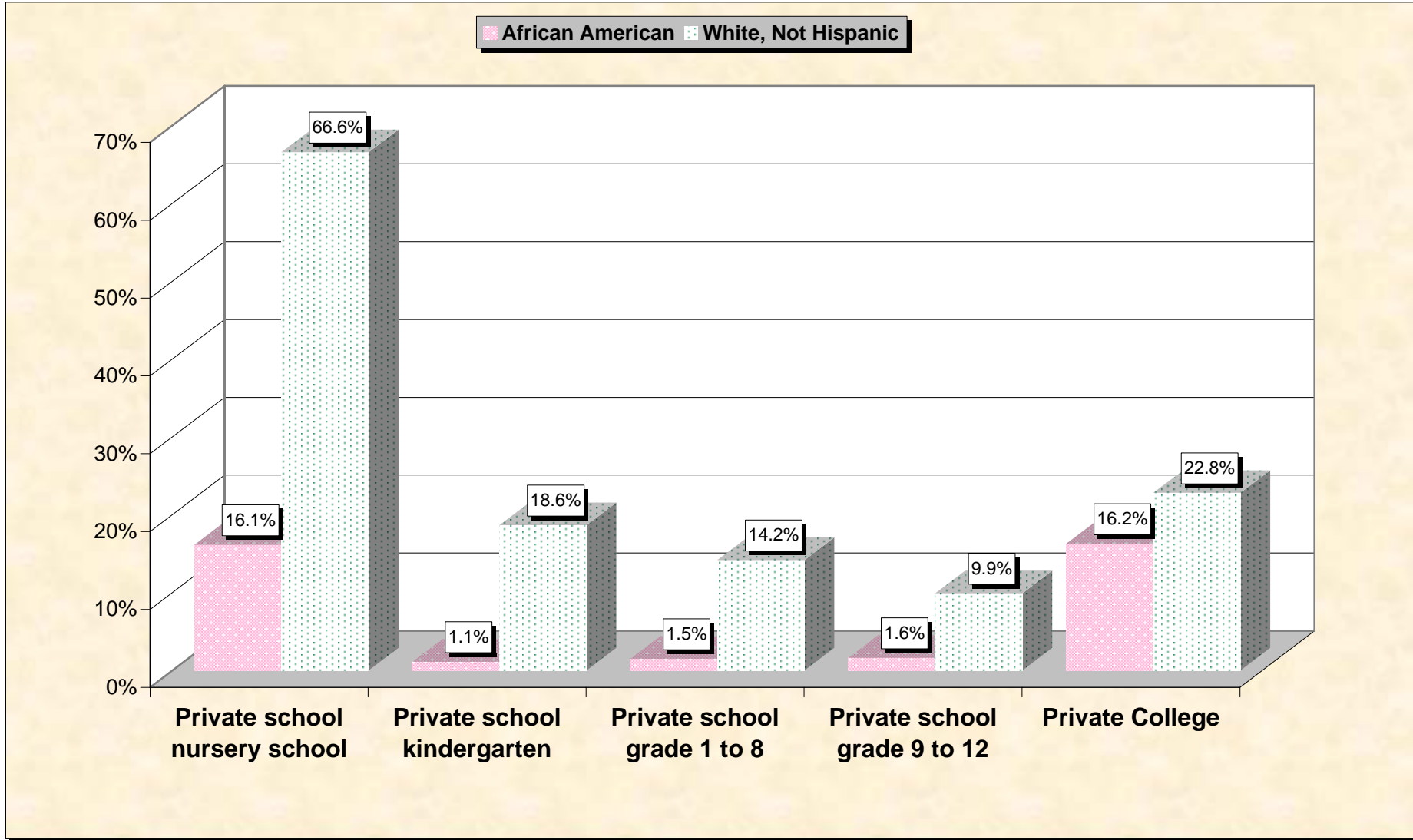
**Data Set: Census 2000 Summary File 3 (SF 3) - Sample Data**

# Chart 1 -- Single-Parent Family Households (Householder 15 to 64 years) Rocky Mount, NC MSA; North Carolina



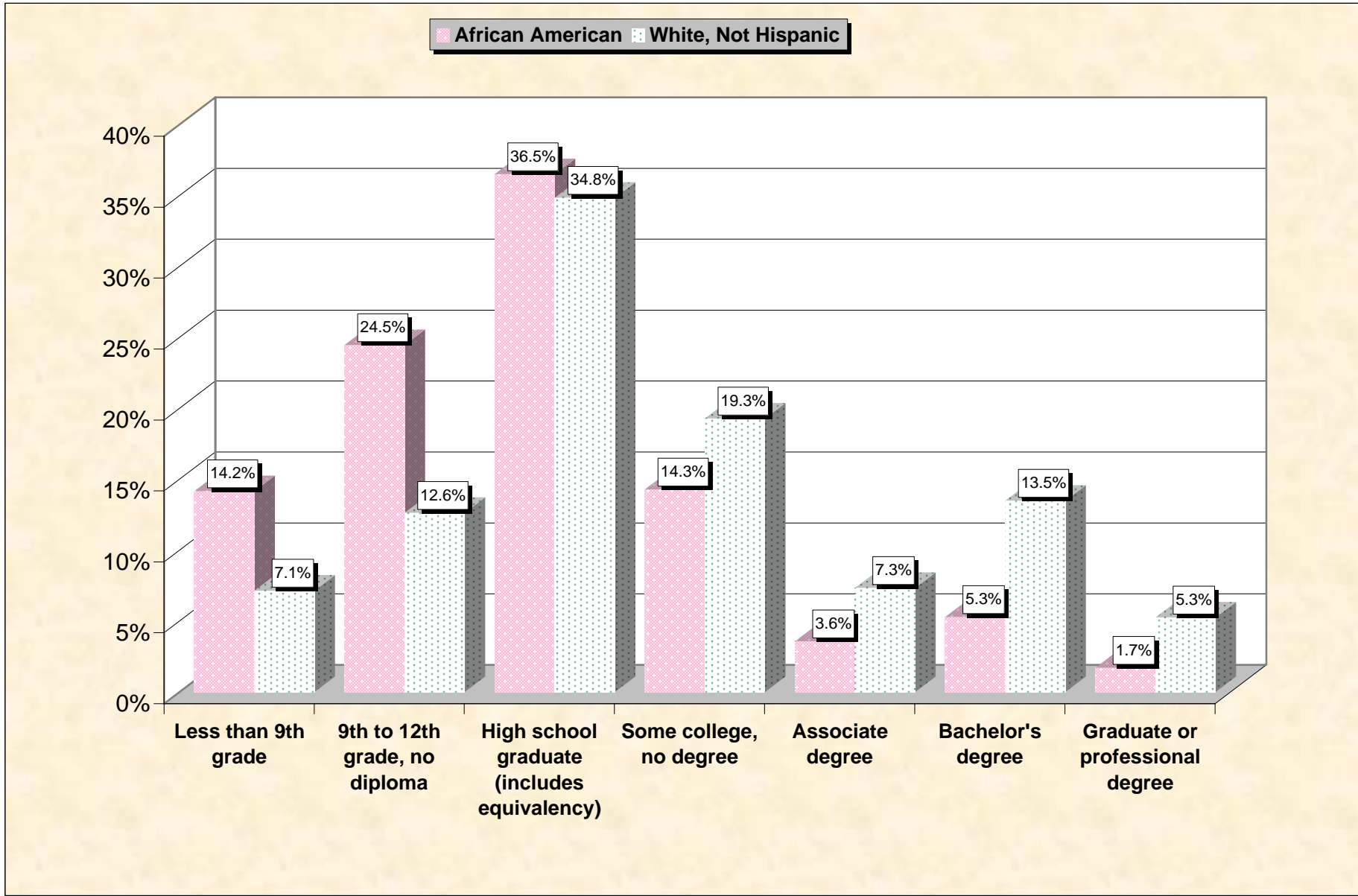
Source: Data Set: Census 2000 Summary File 3 (SF 3) - Sample Data - P146B. HOUSEHOLDS BY AGE OF HOUSEHOLDER BY HOUSEHOLD TYPE (INCLUDING LIVING ALONE) BY PRESENCE OF OWN CHILDREN UNDER 18 YEARS (BLACK OR AFRICAN AMERICAN ALONE HOUSEHOLDER) [31] - Universe: Households with a householder who is Black or African American alone; P146I. HOUSEHOLDS BY AGE OF HOUSEHOLDER BY HOUSEHOLD TYPE (INCLUDING LIVING ALONE) BY PRESENCE OF OWN CHILDREN UNDER 18 YEARS (WHITE ALONE, NOT HISPANIC OR LATINO HOUSEHOLDER) [31] - Universe: Households with a householder who is White alone, not Hispanic or Latino.

## Chart 2 -- Private School Enrollment (3 years and over) Rocky Mount, NC MSA; North Carolina



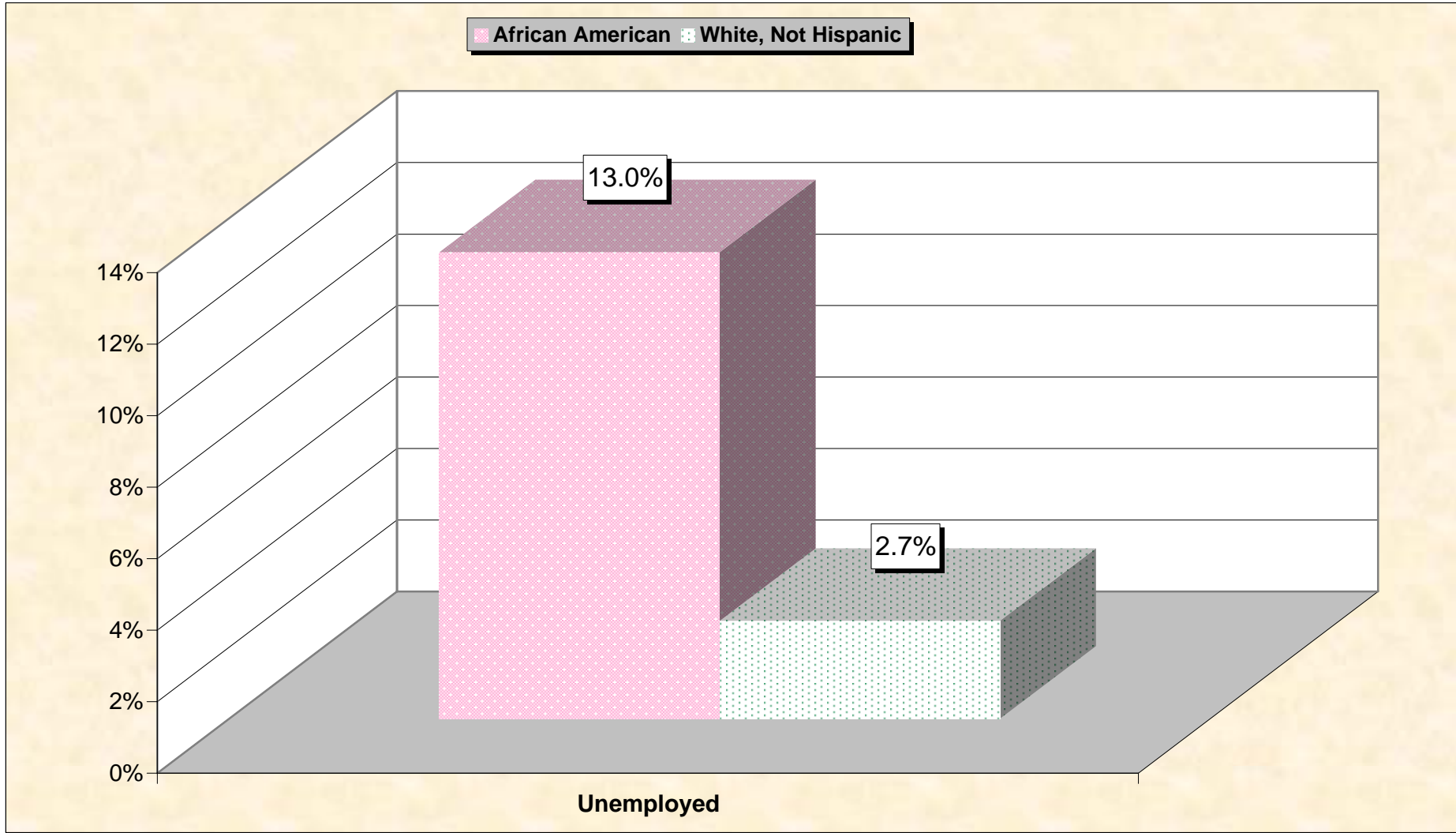
Source: Data Set: Census 2000 Summary File 3 (SF 3) - Sample Data -- P147B. SCHOOL ENROLLMENT BY LEVEL OF SCHOOL BY TYPE OF SCHOOL FOR THE POPULATION 3 YEARS AND OVER (BLACK OR AFRICAN AMERICAN ALONE) [17] - Universe: Black or African American alone 3 years and over; P147I. SCHOOL ENROLLMENT BY LEVEL OF SCHOOL BY TYPE OF SCHOOL FOR THE POPULATION 3 YEARS AND OVER (WHITE ALONE, NOT HISPANIC OR LATINO) [17] - Universe: White alone, not Hispanic or Latino population 3 years and over.

### Chart 3 -- Educational Attainment (25 years and over) Rocky Mount, NC MSA; North Carolina



Source: Data Set: Census 2000 Summary File 3 (SF 3) - Sample Data -- P148B. SEX BY EDUCATIONAL ATTAINMENT FOR THE POPULATION 25 YEARS AND OVER (BLACK OR AFRICAN AMERICAN ALONE) [17] - Universe: Black or African American alone 25 years and over; P148I. SEX BY EDUCATIONAL ATTAINMENT FOR THE POPULATION 25 YEARS AND OVER (WHITE ALONE, NOT HISPANIC OR LATINO) [17] - Universe: White alone, not Hispanic or Latino population 25 years and over.

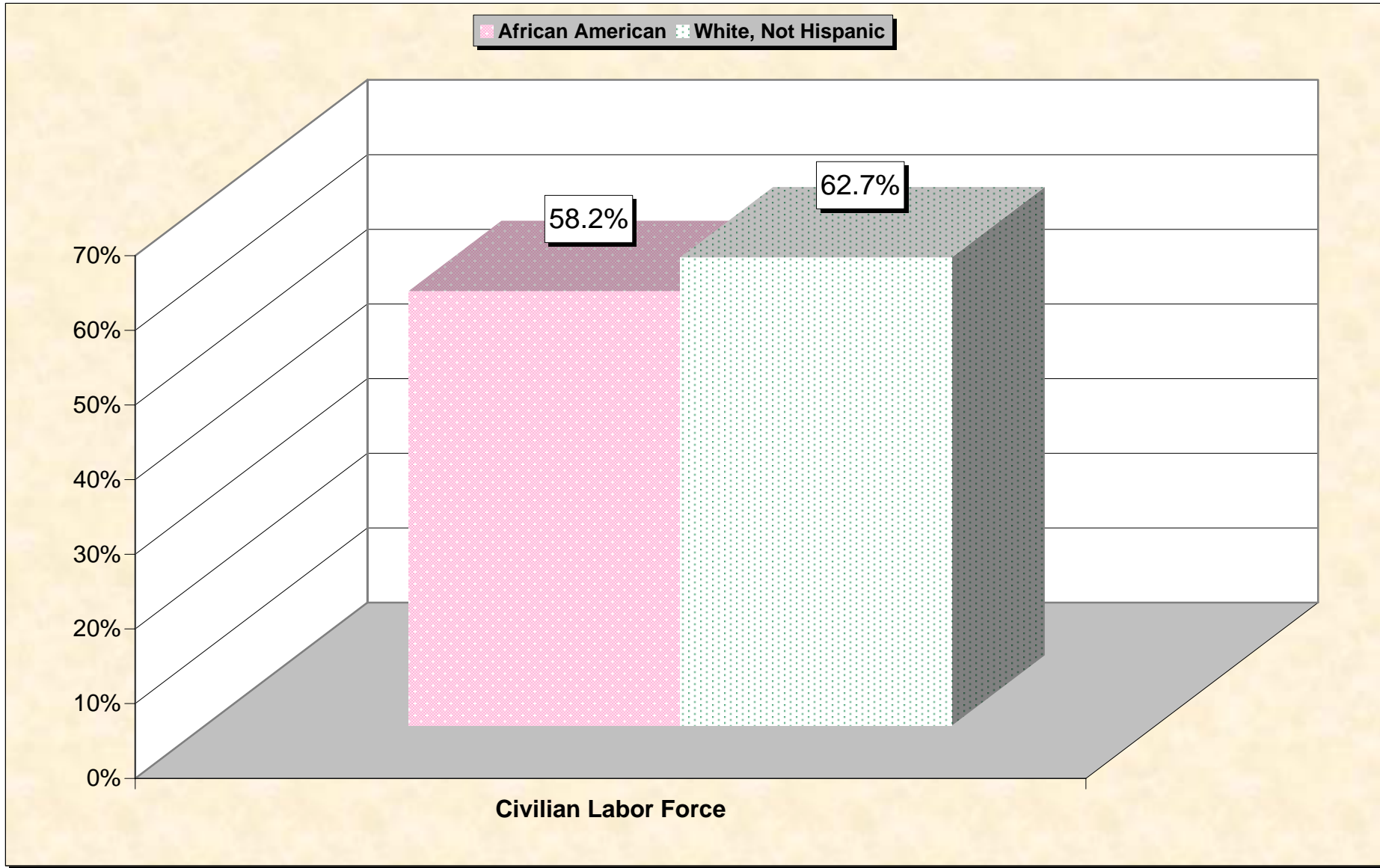
# Chart 4 -- Unemployment Rate (Civilian Labor Force) Rocky Mount, NC MSA; North Carolina



**Note:** Unemployment rate is defined as a percentage of the civilian labor force.

Source: Data Set: Census 2000 Summary File 3 (SF 3) - Sample Data -- P150B. SEX BY EMPLOYMENT STATUS FOR THE POPULATION 16 YEARS AND OVER (BLACK OR AFRICAN AMERICAN ALONE) [15] - Universe: Black or African American alone 16 years and over; P150I. SEX BY EMPLOYMENT STATUS FOR THE POPULATION 16 YEARS AND OVER (WHITE ALONE, NOT HISPANIC OR LATINO) [15] - Universe: White alone, not Hispanic or Latino population 16 years and over

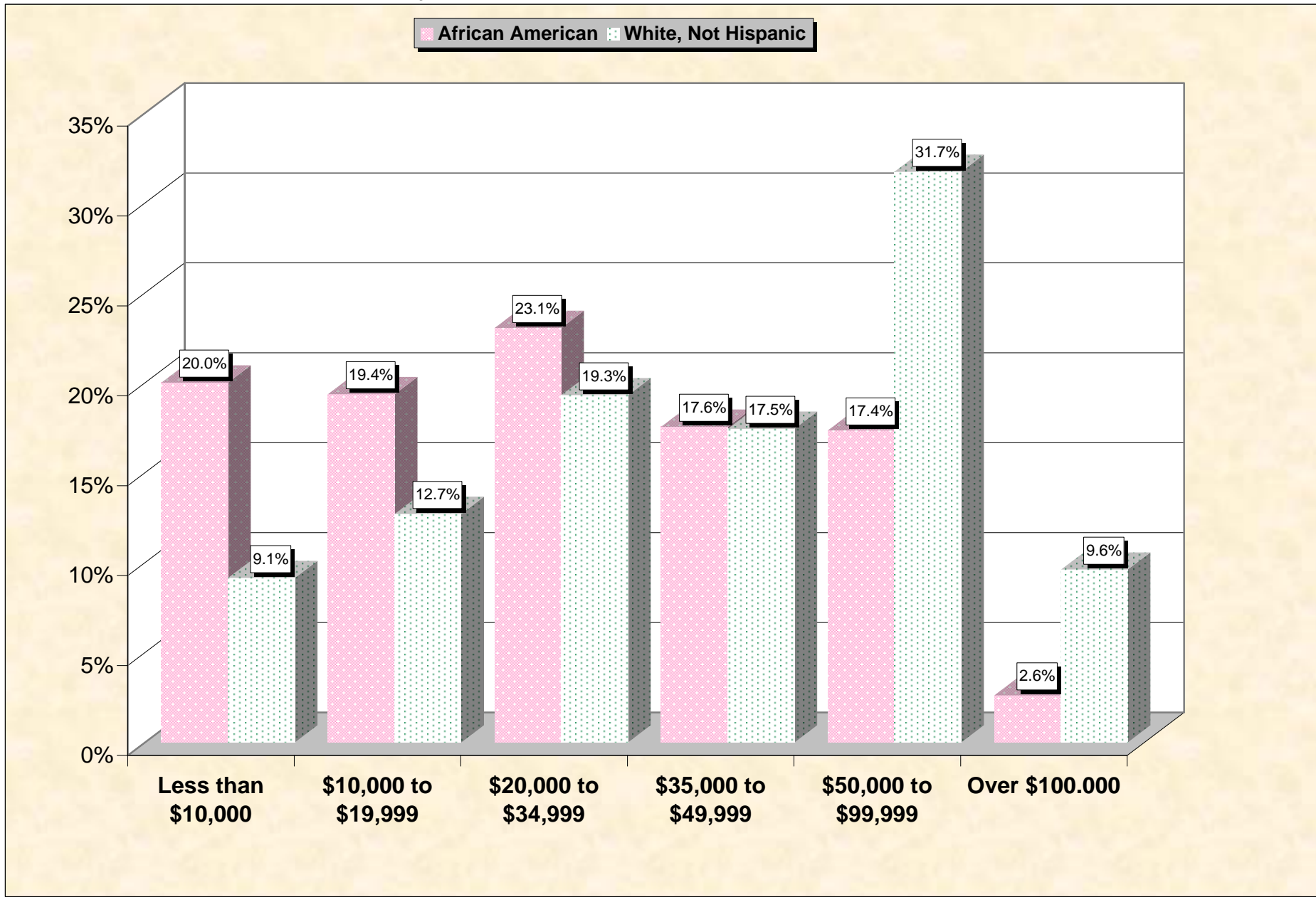
# Chart 5 -- Labor Force Participation (Civilian Labor Force) Rocky Mount, NC MSA; North Carolina



**Note:** Labor force participation rate is defined as a percentage of the civilian population over 16.

Source: Data Set: Census 2000 Summary File 3 (SF 3) - Sample Data -- P150B. SEX BY EMPLOYMENT STATUS FOR THE POPULATION 16 YEARS AND OVER (BLACK OR AFRICAN AMERICAN ALONE) [15] - Universe: Black or African American alone 16 years and over; P150I. SEX BY EMPLOYMENT STATUS FOR THE POPULATION 16 YEARS AND OVER (WHITE ALONE, NOT HISPANIC OR LATINO) [15] - Universe: White alone, not Hispanic or Latino population 16 years and over

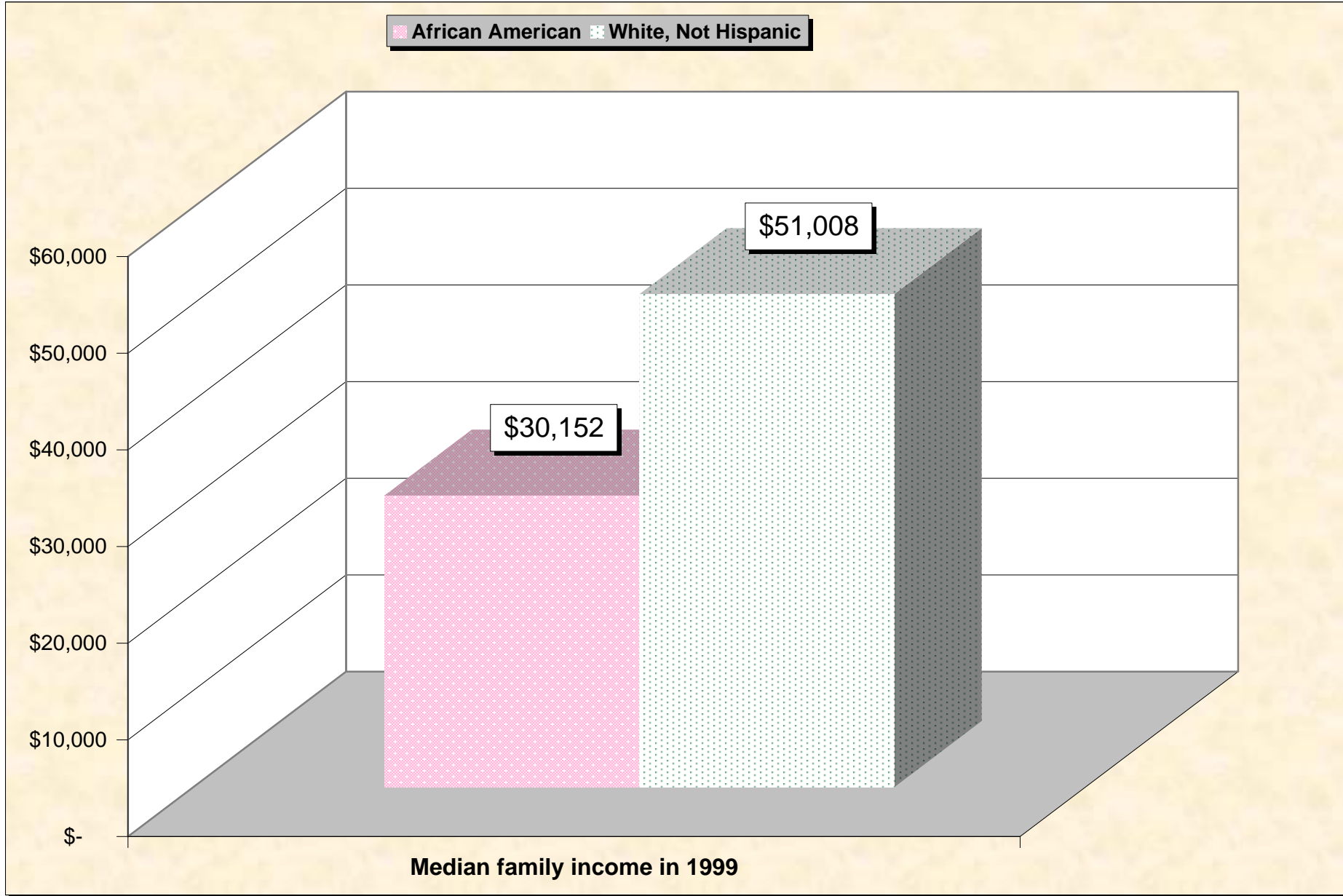
## Chart 6 -- Household Income in 1999 Rocky Mount, NC MSA; North Carolina



Source: Data Set: Census 2000 Summary File 3 (SF 3) - Sample Data -- P151B. HOUSEHOLD INCOME IN 1999 (BLACK OR AFRICAN AMERICAN ALONE HOUSEHOLDER) [17] - Universe: Households with a householder who is Black or African American alone; P151I. HOUSEHOLD INCOME IN 1999 (WHITE ALONE, NOT HISPANIC OR LATINO HOUSEHOLDER) [17] - Universe: Households with a householder who is White alone, not Hispanic or Latino

# Chart 7 -- Median Family Income In 1999

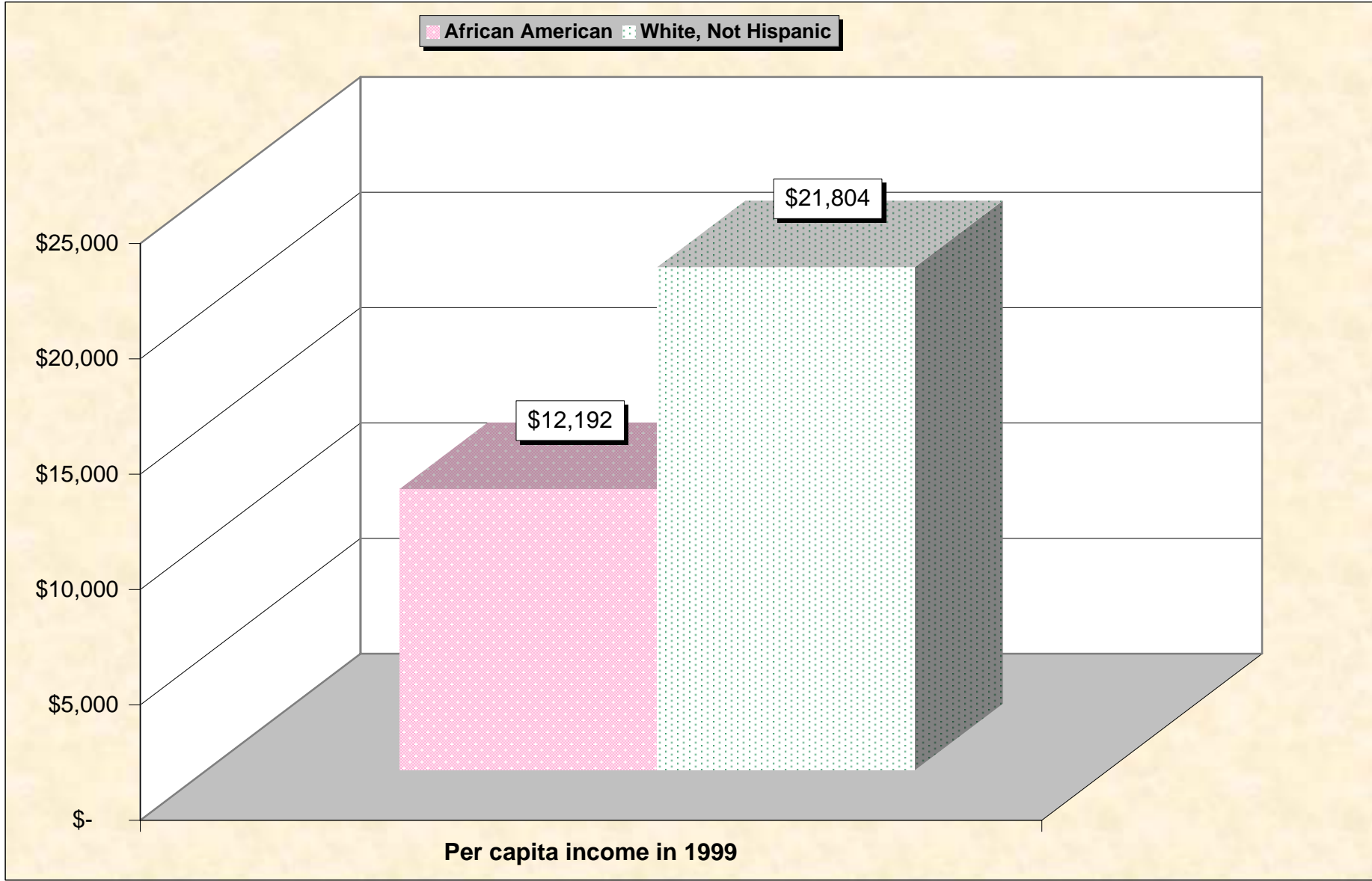
## Rocky Mount, NC MSA; North Carolina



Source: Data Set: Census 2000 Summary File 3 (SF 3) - Sample Data -- P155B. MEDIAN FAMILY INCOME IN 1999 (DOLLARS) (BLACK OR AFRICAN AMERICAN ALONE HOUSEHOLDER) [1] - Universe: Families with a householder who is Black or African American alone ; P155I. MEDIAN FAMILY INCOME IN 1999 (DOLLARS) (WHITE ALONE, NOT HISPANIC OR LATINO HOUSEHOLDER) [1] - Universe: Families with a householder who is White alone, not Hispanic or Latino

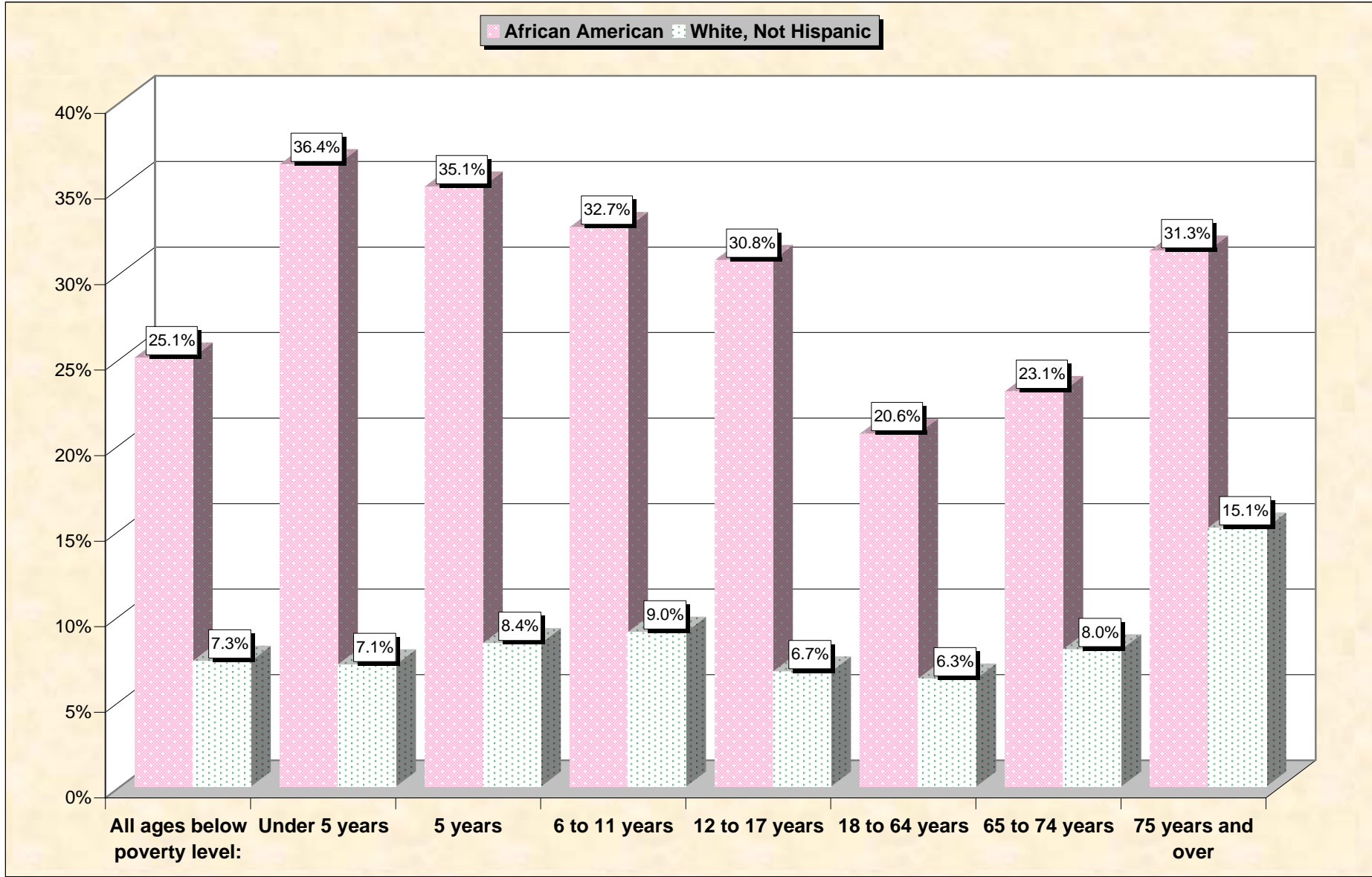


# Chart 8 -- Per Capita Income In 1999 Rocky Mount, NC MSA; North Carolina



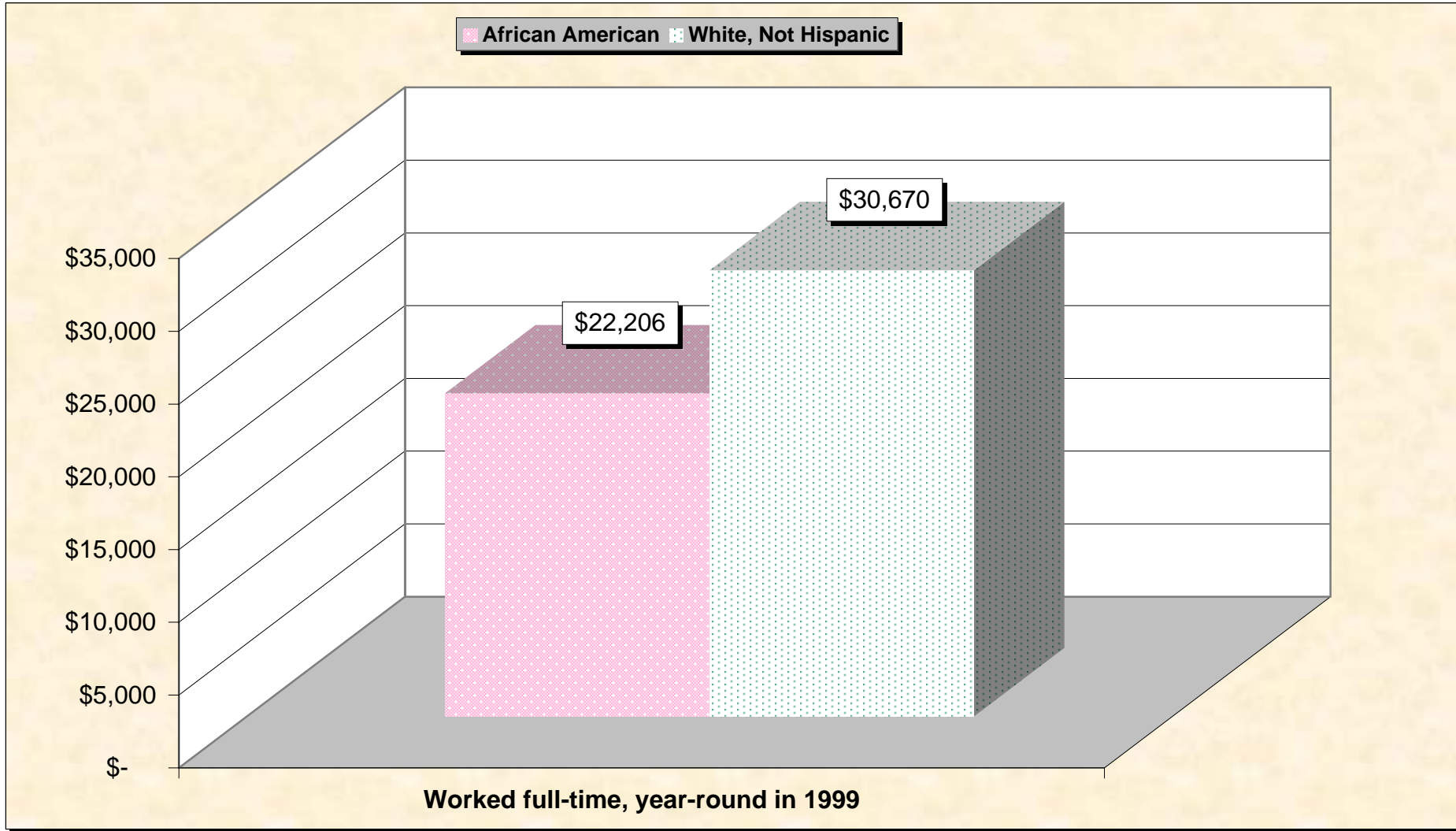
Source: Data Set: Census 2000 Summary File 3 (SF 3) - Sample Data -- P157B. PER CAPITA INCOME IN 1999 (DOLLARS) (BLACK OR AFRICAN AMERICAN ALONE) [1] - Universe: Black or African American alone; P157I. PER CAPITA INCOME IN 1999 (DOLLARS) (WHITE ALONE, NOT HISPANIC OR LATINO) [1] - Universe: White alone, not Hispanic or Latino population

# Chart 9 -- Income in 1999 Below Poverty Level by Age Rocky Mount, NC MSA; North Carolina



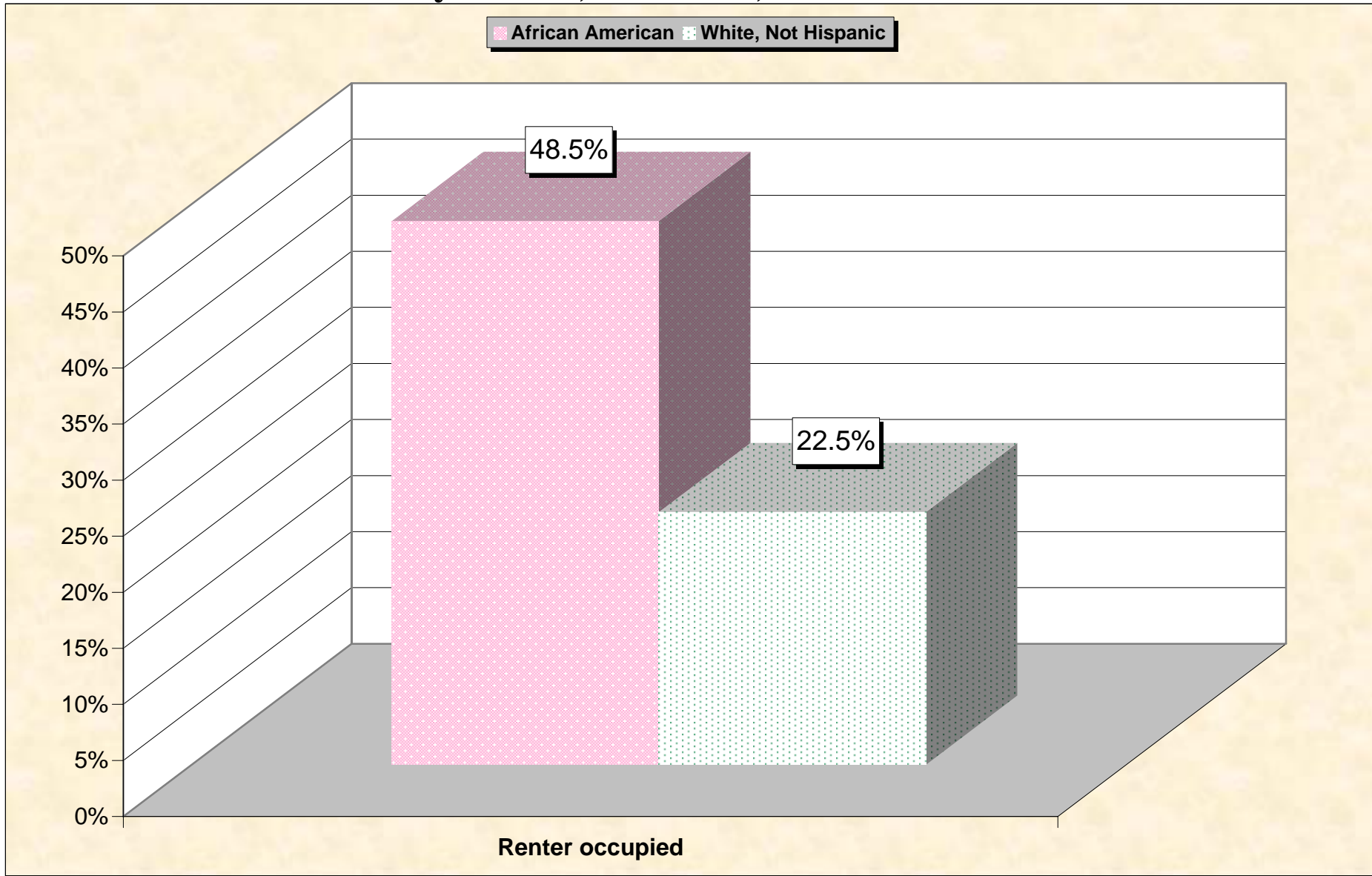
Source: Data Set: Census 2000 Summary File 3 (SF 3) - Sample Data -- P159B. POVERTY STATUS IN 1999 BY AGE (BLACK OR AFRICAN AMERICAN ALONE) [17] - Universe: Black or African American alone for whom poverty status is determined;P159I. POVERTY STATUS IN 1999 BY AGE (WHITE ALONE, NOT HISPANIC OR LATINO) [17] - Universe: White alone, not Hispanic or Latino population for whom poverty status is determined.

# Chart 10 -- Median Earnings in 1999 Rocky Mount, NC MSA; North Carolina



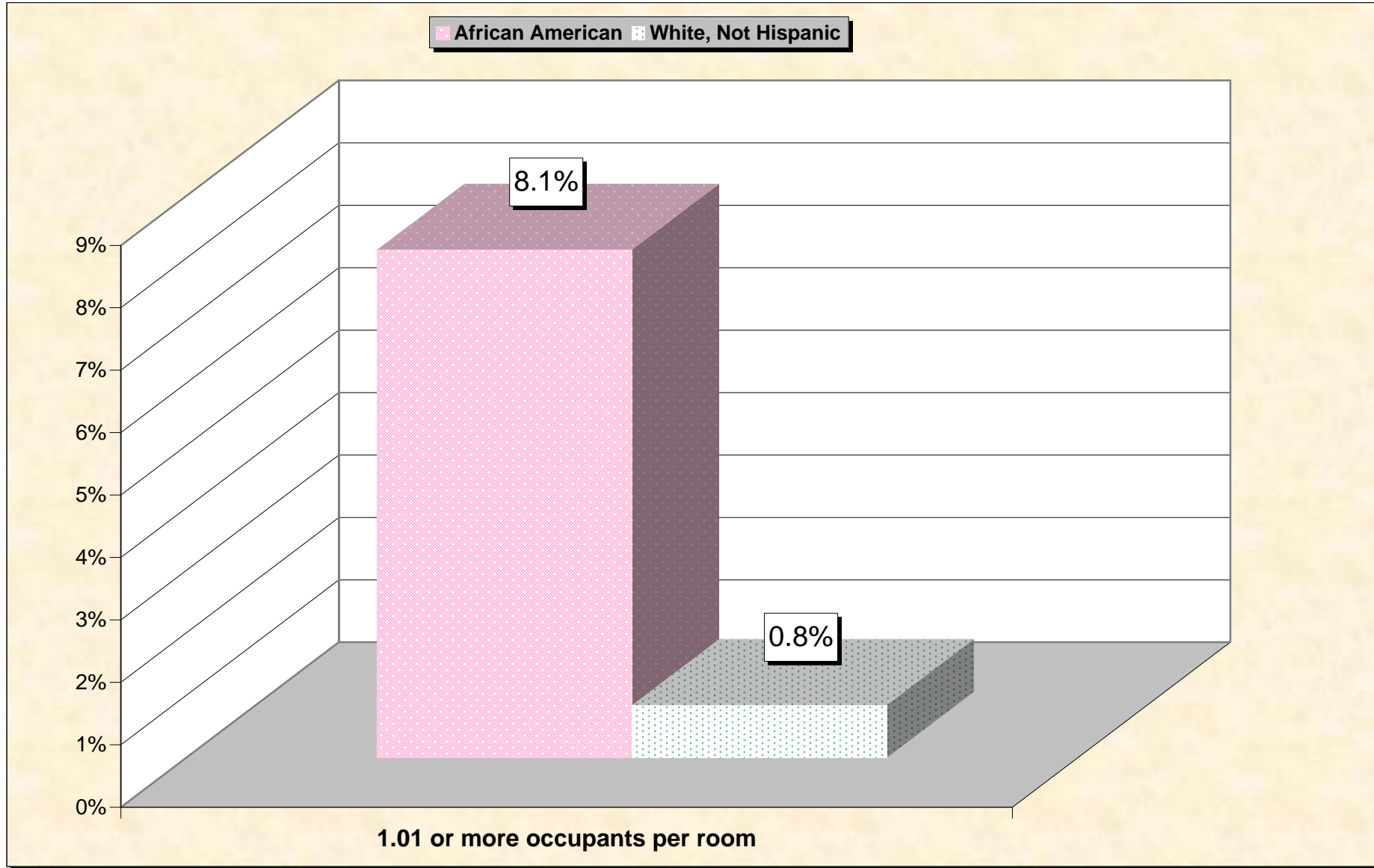
Source: Data Set: Census 2000 Summary File 3 (SF 3) - Sample Data -- PCT74B. MEDIAN EARNINGS IN 1999 (DOLLARS) BY WORK EXPERIENCE IN 1999 BY SEX FOR THE POPULATION 16 YEARS AND OVER WITH EARNINGS (BLACK OR AFRICAN AMERICAN ALONE) [6] - Universe: Black or African American alone 16 years and over with earnings in 1999; PCT74I. MEDIAN EARNINGS IN 1999 (DOLLARS) BY WORK EXPERIENCE IN 1999 BY SEX FOR THE POPULATION 16 YEARS AND OVER WITH EARNINGS (WHITE ALONE, NOT HISPANIC OR LATINO) [6] - Universe: White alone, not Hispanic or Latino population 16 years and over with earnings in 1999

# Chart 11 -- Renter-Occupied Housing Rocky Mount, NC MSA; North Carolina



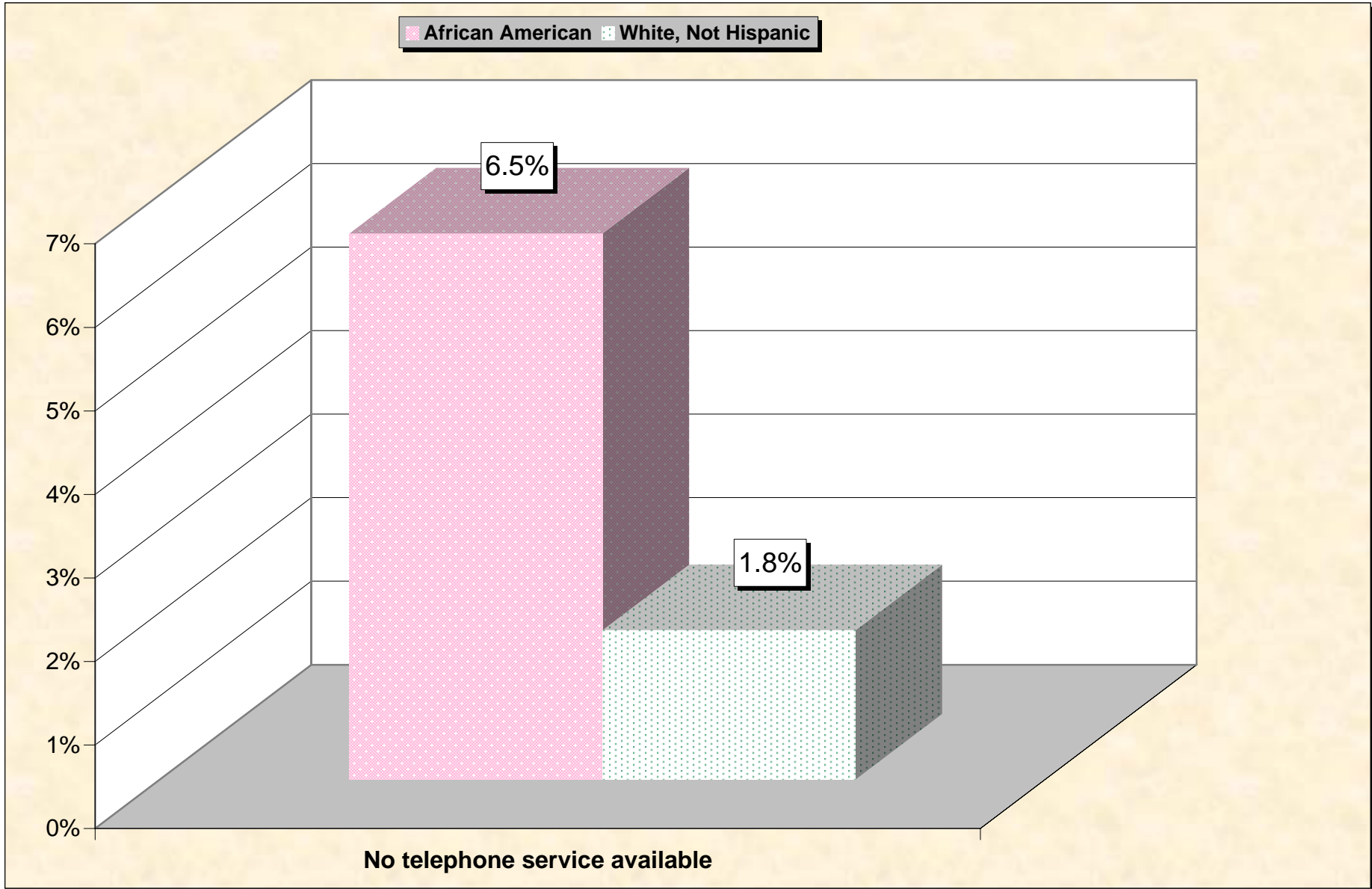
Source: Data Set: Census 2000 Summary File 3 (SF 3) - Sample Data -- H11. TENURE BY RACE OF HOUSEHOLDER [17] - Universe: Occupied housing units; H13. TENURE (WHITE ALONE, NOT HISPANIC OR LATINO HOUSEHOLDER) [3] - Universe: Occupied housing units with a householder who is White alone, not Hispanic or Latino.

# Chart 12 -- Occupants Per Room (Crowding) by Household Rocky Mount, NC MSA; North Carolina



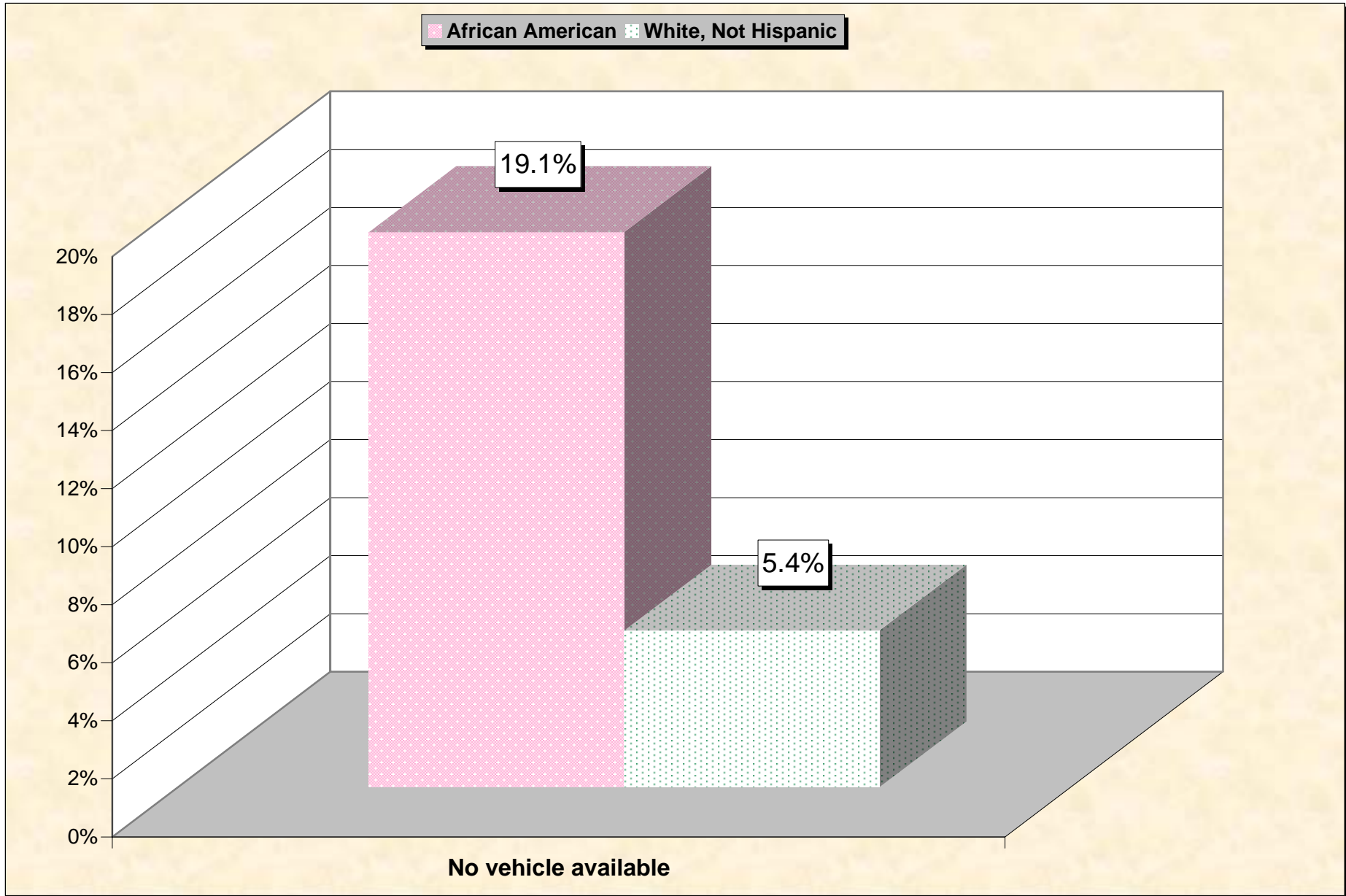
Source: Data Set: Census 2000 Summary File 3 (SF 3) - Sample Data -- HCT29B. OCCUPANTS PER ROOM (BLACK OR AFRICAN AMERICAN ALONE HOUSEHOLDER) [3] - Universe: Occupied housing units with a householder who is Black or African American alone; HCT29I. OCCUPANTS PER ROOM (WHITE ALONE, NOT HISPANIC OR LATINO HOUSEHOLDER) [3] - Universe: Occupied housing units with a householder who is White alone, not Hispanic or Latino

# Chart 13 -- Lack of Telephone Service by Household Rocky Mount, NC MSA; North Carolina



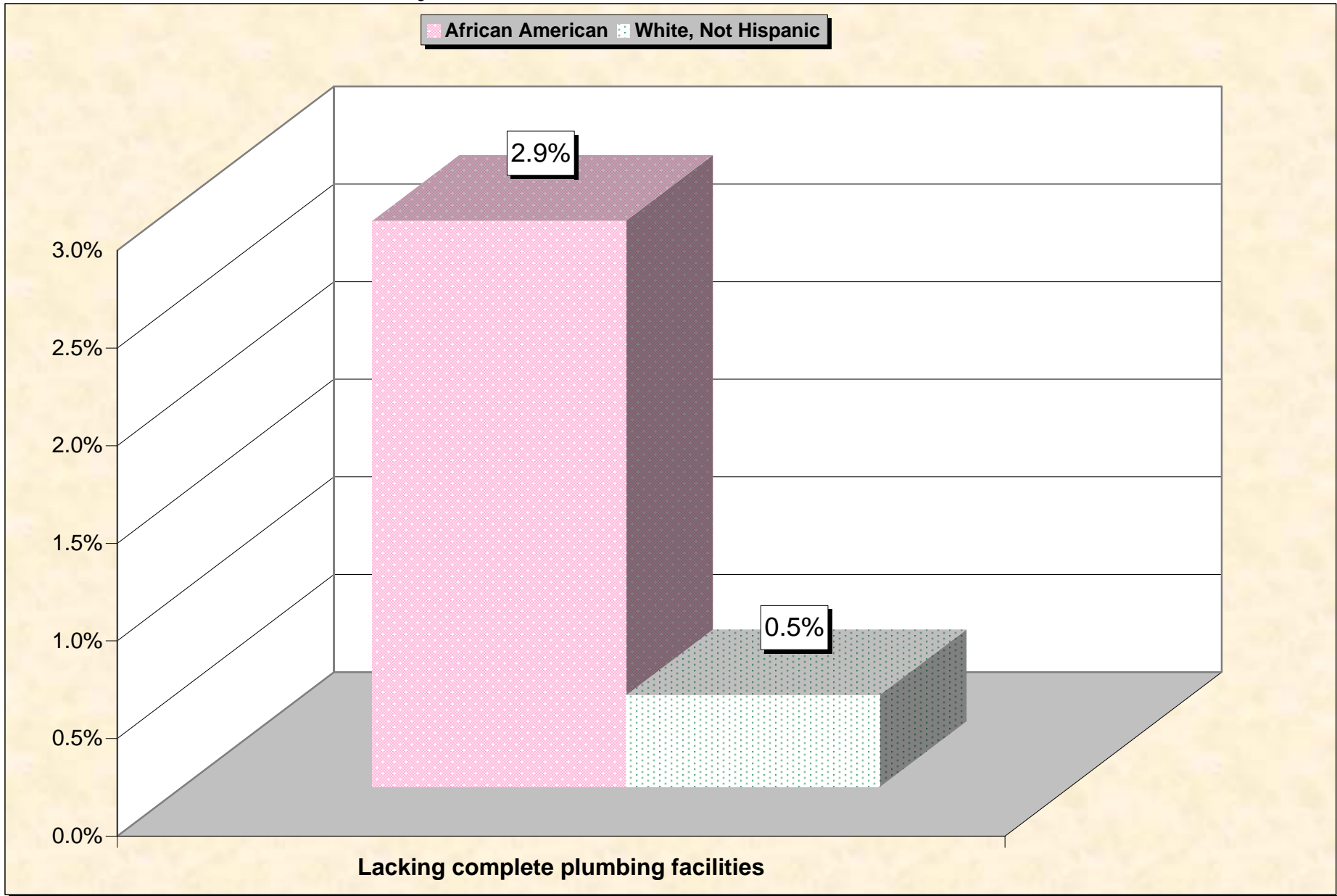
Source: Data Set: Census 2000 Summary File 3 (SF 3) - Sample Data -- HCT32B. TELEPHONE SERVICE AVAILABLE (BLACK OR AFRICAN AMERICAN ALONE HOUSEHOLDER) [3] - Universe: Occupied housing units with a householder who is Black or African American alone; HCT32I. TELEPHONE SERVICE AVAILABLE (WHITE ALONE, NOT HISPANIC OR LATINO HOUSEHOLDER) [3] - Universe: Occupied housing units with a householder who is White alone, not Hispanic or Latino

# Chart 14 -- Lack of Vehicle By Household Rocky Mount, NC MSA; North Carolina



Source: Data Set: Census 2000 Summary File 3 (SF 3) - Sample Data -- HCT33B. VEHICLES AVAILABLE (BLACK OR AFRICAN AMERICAN ALONE HOUSEHOLDER) [3] - Universe: Occupied housing units with a householder who is Black or African American alone;; HCT33I. VEHICLES AVAILABLE (WHITE ALONE, NOT HISPANIC OR LATINO HOUSEHOLDER) [3] - Universe: Occupied housing units with a householder who is White alone, not Hispanic or Latino

# Chart 15 -- Lack of Plumbing By Household Rocky Mount, NC MSA; North Carolina

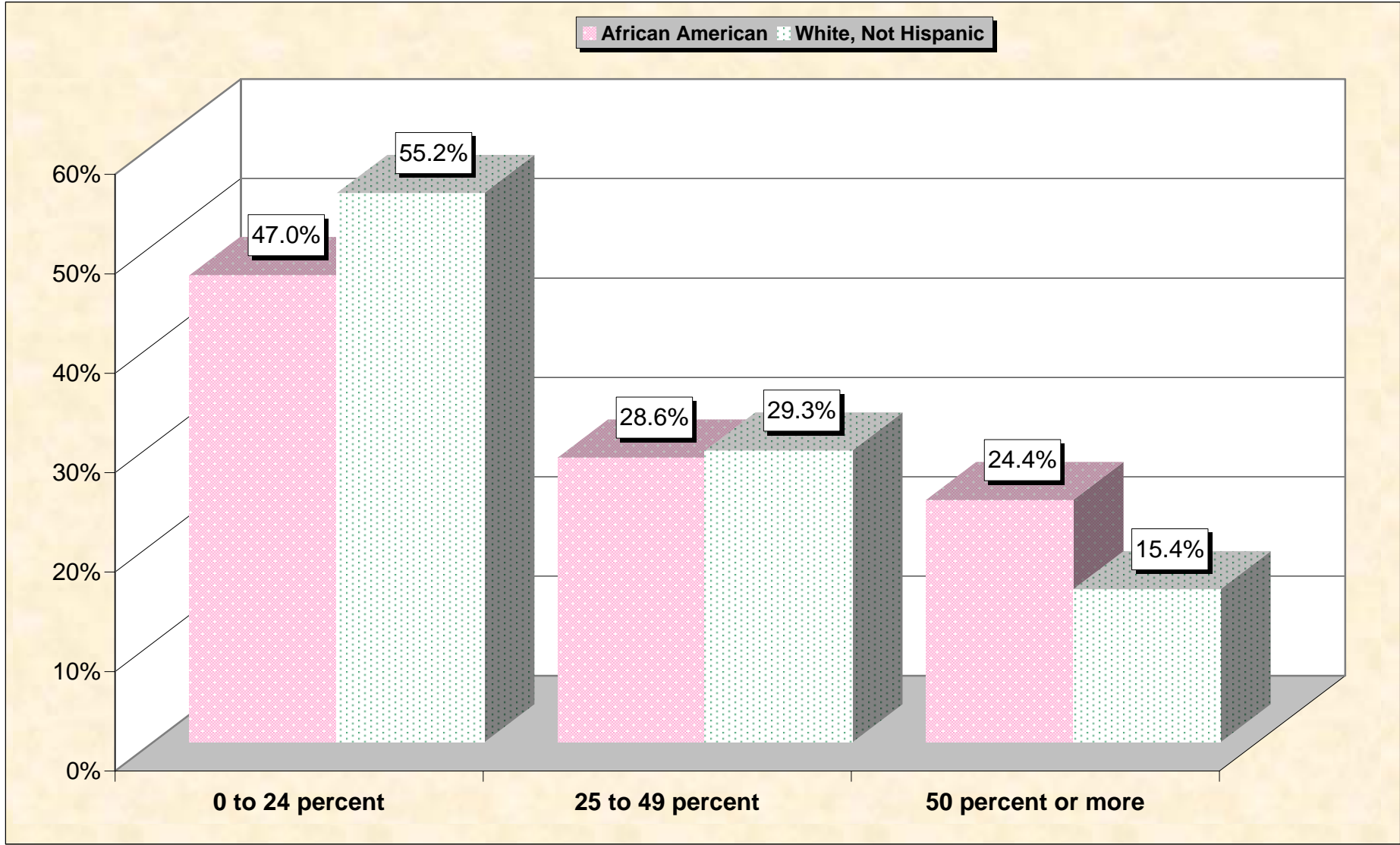


Source: Data Set: Census 2000 Summary File 3 (SF 3) - Sample Data -- HCT34B. PLUMBING FACILITIES (BLACK OR AFRICAN AMERICAN ALONE HOUSEHOLDER) [3] - Universe: Occupied housing units with a householder who is Black or African American alone; HCT34I. PLUMBING FACILITIES (WHITE ALONE, NOT HISPANIC OR LATINO HOUSEHOLDER) [3] - Universe: Occupied housing units with a householder who is White alone, not Hispanic or Latino.



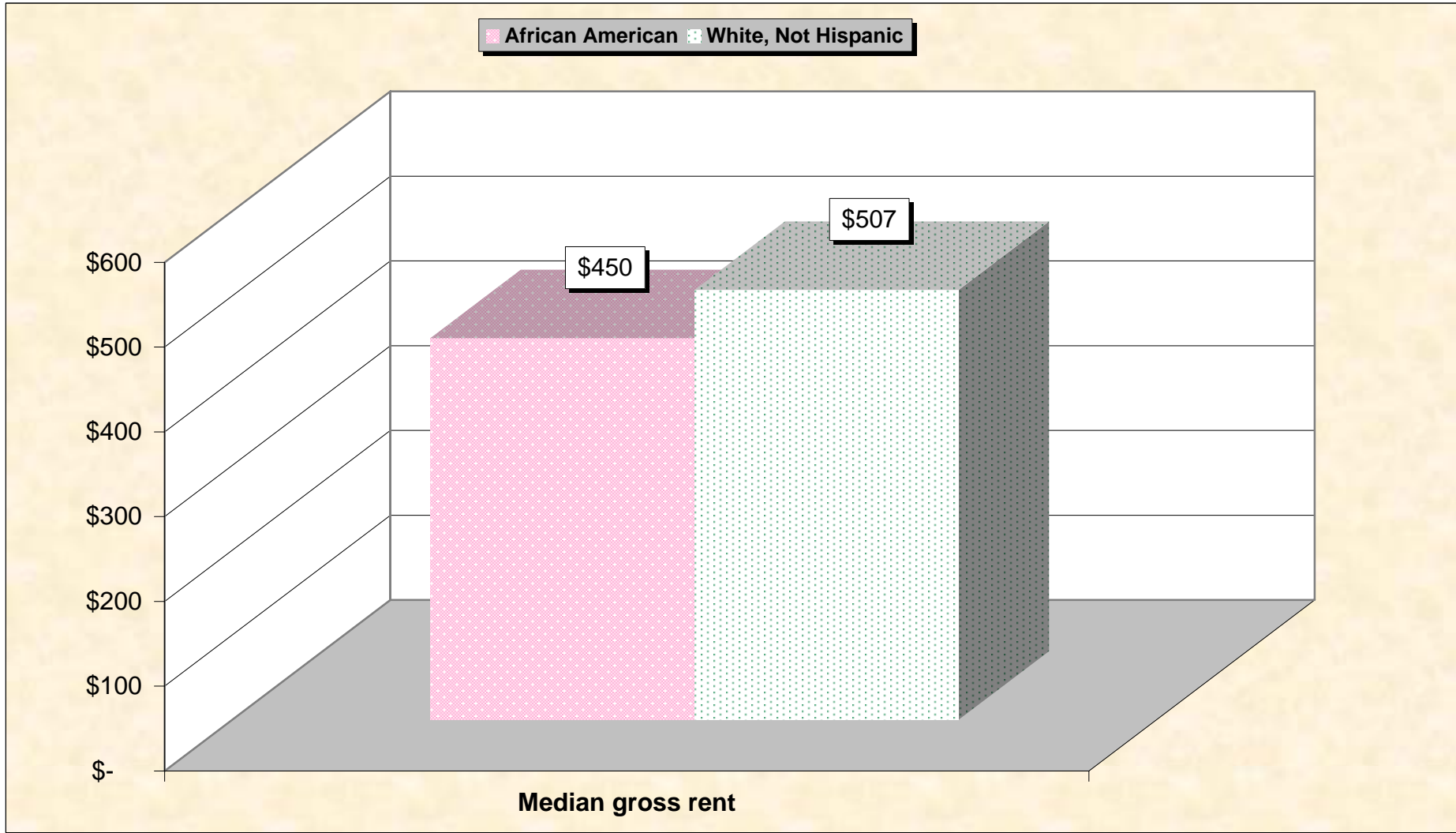
# Chart 16 -- Gross Rent as a Percentage of Household Income in 1999

## Rocky Mount, NC MSA; North Carolina



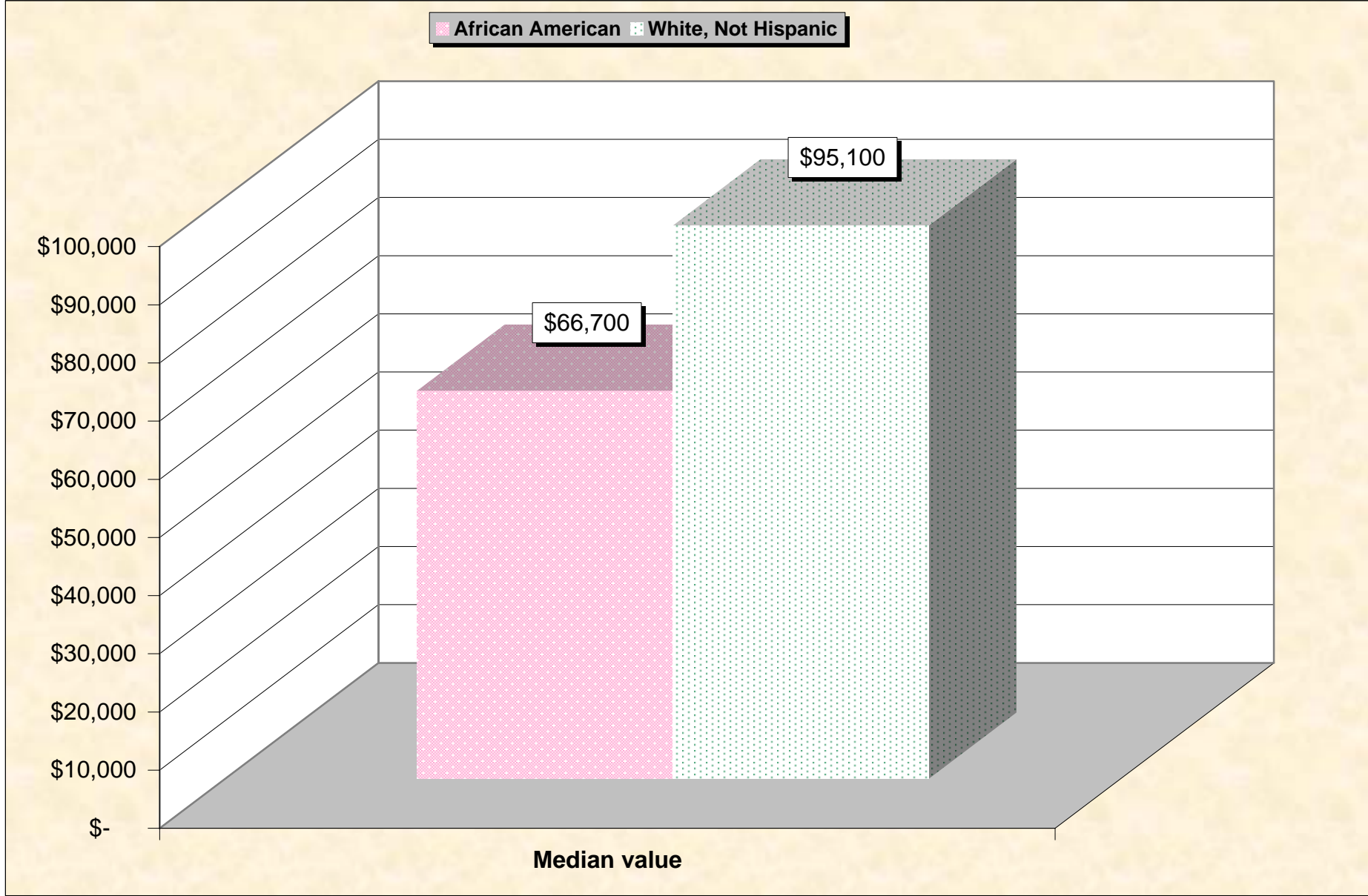
Source: Data Set: Census 2000 Summary File 3 (SF 3) - Sample Data -- HCT39B. GROSS RENT AS A PERCENTAGE OF HOUSEHOLD INCOME IN 1999 (BLACK OR AFRICAN AMERICAN ALONE HOUSEHOLDER) [11] - Universe: Specified renter-occupied housing units with a householder who is Black or African American alone; HCT39I. GROSS RENT AS A PERCENTAGE OF HOUSEHOLD INCOME IN 1999 (WHITE ALONE, NOT HISPANIC OR LATINO HOUSEHOLDER) [11] - Universe: Specified renter-occupied housing units with a householder who is White alone, not Hispanic or Latino.

# Chart 17 -- Median Gross Rent By Household Rocky Mount, NC MSA; North Carolina



Source: Data Set: Census 2000 Summary File 3 (SF 3) - Sample Data -- HCT37B. MEDIAN GROSS RENT (DOLLARS) (BLACK OR AFRICAN AMERICAN ALONE HOUSEHOLDER) [1] - Universe: Specified renter-occupied housing units paying cash rent with a householder who is Black or African American alone; HCT37I. MEDIAN GROSS RENT (DOLLARS) (WHITE ALONE, NOT HISPANIC OR LATINO HOUSEHOLDER) [1] - Universe: Specified renter-occupied housing units paying cash rent with a householder who is White alone, not Hispanic or Latino

# Chart 18 -- Median Home Value By Household Rocky Mount, NC MSA; North Carolina



Source: Data Set: Census 2000 Summary File 3 (SF 3) - Sample Data -- HCT42B. MEDIAN VALUE (DOLLARS) (BLACK OR AFRICAN AMERICAN ALONE HOUSEHOLDER) [1] - Universe: Specified owner-occupied housing units with a householder who is Black or African American alone; HCT42I. MEDIAN VALUE (DOLLARS) (WHITE ALONE, NOT HISPANIC OR LATINO HOUSEHOLDER) [1] - Universe: Specified owner-occupied housing units with a householder who is White alone, not Hispanic or Latino

## HOUSEHOLDS BY AGE OF HOUSEHOLDER BY HOUSEHOLD TYPE (INCLUDING LIVING ALONE) BY PRESENCE OF OWN CHILDREN UNDER 18 YEARS

source data for Chart 1

|   | African American<br>Rocky Mount, NC<br>MSA; North Carolina | White, Not Hispanic<br>Rocky Mount, NC<br>MSA; North Carolina |
|---|--|---|
| Total:                                  | 21,615   | 30,908  |
| Householder 15 to 64 years:             | 17,582   | 23,208  |
| Family households:                      | 13,583   | 17,919  |
| Married-couple family:                  | 6,912  | 15,154  |
| With own children under 18 years        | 4,009  | 7,372   |
| No own children under 18 years          | 2,903  | 7,782   |
| Other family:                           | 6,671  | 2,765   |
| Male householder, no wife present:      | 1,101  | 819   |
| With own children under 18 years        | 520  | 367   |
| No own children under 18 years          | 581  | 452   |
| Female householder, no husband present: | 5,570  | 1,946   |
| With own children under 18 years        | 3,685  | 1,157   |
| No own children under 18 years          | 1,885  | 789   |
| Nonfamily households:                   | 3,999  | 5,289   |
| Householder living alone                | 3,316  | 4,358   |
| Householder not living alone            | 683  | 931   |
| Householder 65 years and over:          | 4,033  | 7,700   |
| Family households:                      | 2,134  | 3,973   |
| Married-couple family:                  | 1,143  | 3,416   |
| With own children under 18 years        | 12   | 9   |
| No own children under 18 years          | 1,131  | 3,407   |
| Other family:                           | 991  | 557   |
| Male householder, no wife present:      | 129  | 72  |
| With own children under 18 years        | 11   | 0   |
| No own children under 18 years          | 118  | 72  |
| Female householder, no husband present: | 862  | 485   |
| With own children under 18 years        | 0  | 0   |
| No own children under 18 years          | 862  | 485   |
| Nonfamily households:                   | 1,899  | 3,727   |
| Householder living alone                | 1,857  | 3,654   |
| Householder not living alone            | 42   | 73  |

Source: Data Set: Census 2000 Summary File 3 (SF 3) - Sample Data - P146B. HOUSEHOLDS BY AGE OF HOUSEHOLDER BY HOUSEHOLD TYPE (INCLUDING LIVING ALONE) BY PRESENCE OF OWN CHILDREN UNDER 18 YEARS (BLACK OR AFRICAN AMERICAN ALONE HOUSEHOLDER) [31] - Universe: Households with a householder who is Black or African American alone; P146I. HOUSEHOLDS BY AGE OF HOUSEHOLDER BY HOUSEHOLD TYPE (INCLUDING LIVING ALONE) BY PRESENCE OF OWN CHILDREN UNDER 18 YEARS (WHITE ALONE, NOT HISPANIC OR LATINO HOUSEHOLDER) [31] - Universe: Households with a householder who is White alone, not Hispanic or Latino.

## SCHOOL ENROLLMENT BY LEVEL OF SCHOOL BY TYPE OF SCHOOL FOR THE POPULATION 3 YEARS AND OVER

source data for Chart 2

|  | African American<br>Rocky Mount, NC<br>MSA; North Carolina | White, Not Hispanic<br>Rocky Mount, NC<br>MSA; North Carolina |
|--|--|---|
| Total:                                 | 59,203   | 72,592  |
| Enrolled in nursery school, preschool: | 1,315  | 1,017   |
| Public school                          | 1,103  | 340   |
| Private school                         | 212  | 677   |
| Enrolled in kindergarten:              | 1,193  | 885   |
| Public school                          | 1180   | 720   |
| Private school                         | 13   | 165   |
| Enrolled in grade 1 to grade 8:        | 9,135  | 7,696   |
| Public school                          | 8,999  | 6,606   |
| Private school                         | 136  | 1,090   |
| Enrolled in grade 9 to grade 12:       | 4,558  | 3,680   |
| Public school                          | 4,485  | 3,316   |
| Private school                         | 73   | 364   |
| Enrolled in college:                   | 2,291  | 3,263   |
| Public school                          | 1,919  | 2,519   |
| Private school                         | 372  | 744   |
| Not enrolled in school                 | 40,711   | 56,051  |

Source: Data Set: Census 2000 Summary File 3 (SF 3) - Sample Data - P146B. HOUSEHOLDS BY AGE OF HOUSEHOLDER BY HOUSEHOLD TYPE (INCLUDING LIVING ALONE) BY PRESENCE OF OWN CHILDREN UNDER 18 YEARS (BLACK OR AFRICAN AMERICAN ALONE HOUSEHOLDER) [31] - Universe: Households with a householder who is Black or African American alone; P146I. HOUSEHOLDS BY AGE OF HOUSEHOLDER BY HOUSEHOLD TYPE (INCLUDING LIVING ALONE) BY PRESENCE OF OWN CHILDREN UNDER 18 YEARS (WHITE ALONE, NOT HISPANIC OR LATINO HOUSEHOLDER) [31] - Universe: Households with a householder who is White alone, not Hispanic or Latino.

## SEX BY EDUCATIONAL ATTAINMENT FOR THE POPULATION 25 YEARS AND OVER

source data for Chart 3

|   | African American<br>Rocky Mount, NC<br>MSA; North Carolina | White, Not Hispanic<br>Rocky Mount, NC<br>MSA; North Carolina |
|---|--|---|
| Total:                                      | 36,928   | 53,455  |
| Male:                                       | 15,835   | 25,019  |
| Less than 9th grade                         | 2,380  | 2,033   |
| 9th to 12th grade, no diploma               | 4,199  | 3,159   |
| High school graduate (includes equivalency) | 5,933  | 8,223   |
| Some college, no degree                     | 1,964  | 4,856   |
| Associate degree                            | 363  | 1,654   |
| Bachelor's degree                           | 723  | 3,666   |
| Graduate or professional degree             | 273  | 1,428   |
| Female:                                     | 21,093   | 28,436  |
| Less than 9th grade                         | 2852   | 1,788   |
| 9th to 12th grade, no diploma               | 4,833  | 3,592   |
| High school graduate (includes equivalency) | 7,549  | 10,402  |
| Some college, no degree                     | 3,310  | 5,450   |
| Associate degree                            | 957  | 2,270   |
| Bachelor's degree                           | 1,231  | 3,548   |
| Graduate or professional degree             | 361  | 1,386   |

Source: Data Set: Census 2000 Summary File 3 (SF 3) - Sample Data -- P148B. SEX BY EDUCATIONAL ATTAINMENT FOR THE POPULATION 25 YEARS AND OVER (BLACK OR AFRICAN AMERICAN ALONE) [17] - Universe: Black or African American alone 25 years and over; P148I. SEX BY EDUCATIONAL ATTAINMENT FOR THE POPULATION 25 YEARS AND OVER (WHITE ALONE, NOT HISPANIC OR LATINO) [17] - Universe: White alone, not Hispanic or Latino population 25 years and over.

## SEX BY EMPLOYMENT STATUS FOR THE POPULATION 16 YEARS AND OVER

source data for Charts 4 and 5

|                    | African American<br>Rocky Mount, NC<br>MSA; North Carolina | White, Not Hispanic<br>Rocky Mount, NC<br>MSA; North Carolina |
|--------------------|--|---|
| Total:             | 45,134   | 60,893  |
| Male:              | 19,723   | 28,845  |
| In labor force:    | 12,025   | 20,402  |
| In Armed Forces    | 40   | 26  |
| Civilian:          | 11,985   | 20,376  |
| Employed           | 10,449   | 19,944  |
| Unemployed         | 1,536  | 432   |
| Not in labor force | 7,698  | 8,443   |
| Female:            | 25,411   | 32,048  |
| In labor force:    | 14,301   | 17,811  |
| In Armed Forces    | 19   | 3   |
| Civilian:          | 14,282   | 17,808  |
| Employed           | 12,391   | 17,196  |
| Unemployed         | 1,891  | 612   |
| Not in labor force | 11,110   | 14,237  |

Source: Data Set: Census 2000 Summary File 3 (SF 3) - Sample Data -- P150B. SEX BY EMPLOYMENT STATUS FOR THE POPULATION 16 YEARS AND OVER (BLACK OR AFRICAN AMERICAN ALONE) [15] - Universe: Black or African American alone 16 years and over; P150I. SEX BY EMPLOYMENT STATUS FOR THE POPULATION 16 YEARS AND OVER (WHITE ALONE, NOT HISPANIC OR LATINO) [15] - Universe: White alone, not Hispanic or Latino population 16 years and over

## HOUSEHOLD INCOME IN 1999

source data for Chart 6

|                        | African American<br>Rocky Mount, NC<br>MSA; North Carolina | White, Not Hispanic<br>Rocky Mount, NC<br>MSA; North Carolina |
|------------------------|--|---|
| Total:                 | 21615  | 30908   |
| Less than \$10,000     | 4328   | 2828  |
| \$10,000 to \$14,999   | 2078   | 2085  |
| \$15,000 to \$19,999   | 2109   | 1846  |
| \$20,000 to \$24,999   | 1786   | 1967  |
| \$25,000 to \$29,999   | 1707   | 1954  |
| \$30,000 to \$34,999   | 1490   | 2049  |
| \$35,000 to \$39,999   | 1558   | 1888  |
| \$40,000 to \$44,999   | 1226   | 2042  |
| \$45,000 to \$49,999   | 1013   | 1464  |
| \$50,000 to \$59,999   | 1566   | 3378  |
| \$60,000 to \$74,999   | 1486   | 3259  |
| \$75,000 to \$99,999   | 701  | 3175  |
| \$100,000 to \$124,999 | 184  | 1412  |
| \$125,000 to \$149,999 | 108  | 645   |
| \$150,000 to \$199,999 | 156  | 416   |
| \$200,000 or more      | 119  | 500   |

Source: Data Set: Census 2000 Summary File 3 (SF 3) - Sample Data -- P151B. HOUSEHOLD INCOME IN 1999 (BLACK OR AFRICAN AMERICAN ALONE HOUSEHOLDER) [17] - Universe: Households with a householder who is Black or African American alone; P151I. HOUSEHOLD INCOME IN 1999 (WHITE ALONE, NOT HISPANIC OR LATINO HOUSEHOLDER) [17] - Universe: Households with a householder who is White alone, not Hispanic or Latino



## MEDIAN FAMILY INCOME IN 1999

**source data for Chart 7**

|                              | African American<br>Rocky Mount, NC<br>MSA; North Carolina | White, Not Hispanic<br>Rocky Mount, NC<br>MSA; North Carolina |
|------------------------------|--|---|
| Median family income in 1999 | \$ 30,152  | \$ 51,008   |

Source: Data Set: Census 2000 Summary File 3 (SF 3) - Sample Data -- P155B. MEDIAN FAMILY INCOME IN 1999 (DOLLARS) (BLACK OR AFRICAN AMERICAN ALONE HOUSEHOLDER) [1] - Universe: Families with a householder who is Black or African American alone ; P155I. MEDIAN FAMILY INCOME IN 1999 (DOLLARS) (WHITE ALONE, NOT HISPANIC OR LATINO HOUSEHOLDER) [1] - Universe: Families with a householder who is White alone, not Hispanic or Latino

## PER CAPITA INCOME IN 1999

**source data for Chart 8**

|                           | African American<br>Rocky Mount, NC<br>MSA; North Carolina | White, Not Hispanic<br>Rocky Mount, NC<br>MSA; North Carolina |
|---------------------------|--|---|
| Per capita income in 1999 | \$ 12,192  | \$ 21,804   |

Source: Data Set: Census 2000 Summary File 3 (SF 3) - Sample Data -- P157B. PER CAPITA INCOME IN 1999 (DOLLARS) (BLACK OR AFRICAN AMERICAN ALONE) [1] - Universe: Black or African American alone; P157I. PER CAPITA INCOME IN 1999 (DOLLARS) (WHITE ALONE, NOT HISPANIC OR LATINO) [1] - Universe: White alone, not Hispanic or Latino population

## POVERTY STATUS IN 1999 BY AGE

source data for Chart 9

|   | African American<br>Rocky Mount, NC<br>MSA; North Carolina | White, Not Hispanic<br>Rocky Mount, NC<br>MSA; North Carolina |
|---|--|---|
| Total:                                    | 60,338   | 73,560  |
| Income in 1999 below poverty level:       | 15,132   | 5,406   |
| Under 5 years                             | 1,671  | 282   |
| 5 years                                   | 369  | 68  |
| 6 to 11 years                             | 2,156  | 518   |
| 12 to 17 years                            | 1,982  | 360   |
| 18 to 64 years                            | 7,389  | 2,934   |
| 65 to 74 years                            | 766  | 518   |
| 75 years and over                         | 799  | 726   |
| Income in 1999 at or above poverty level: | 45,206   | 68,154  |
| Under 5 years                             | 2,921  | 3,667   |
| 5 years                                   | 683  | 743   |
| 6 to 11 years                             | 4,434  | 5,209   |
| 12 to 17 years                            | 4,458  | 4,992   |
| 18 to 64 years                            | 28,411   | 43,537  |
| 65 to 74 years                            | 2,548  | 5,935   |
| 75 years and over                         | 1751   | 4,071   |

Source: Data Set: Census 2000 Summary File 3 (SF 3) - Sample Data -- P159B. POVERTY STATUS IN 1999 BY AGE (BLACK OR AFRICAN AMERICAN ALONE) [17] - Universe: Black or African American alone for whom poverty status is determined;P159I. POVERTY STATUS IN 1999 BY AGE (WHITE ALONE, NOT HISPANIC OR LATINO) [17] - Universe: White alone, not Hispanic or Latino population for whom poverty status is determined.

## MEDIAN EARNINGS IN 1999

source data for Chart 10

|   | African American<br>Rocky Mount, NC<br>MSA; North Carolina | White, Not Hispanic<br>Rocky Mount, NC<br>MSA; North Carolina |
|---|--|---|
| Median earnings in 1999 --              |  |   |
| Worked full-time, year-round in 1999 -- |  |   |
| Total                                   | \$ 22,206  | \$ 30,670   |
| Male                                    | \$ 24,725  | \$ 35,710   |
| Female                                  | \$ 20,716  | \$ 25,678   |
| Other --                                |  |   |
| Total                                   | \$ 9,417   | \$ 10,275   |
| Male                                    | \$ 10,784  | \$ 11,075   |
| Female                                  | \$ 8,508   | \$ 9,766  |

Source: Data Set: Census 2000 Summary File 3 (SF 3) - Sample Data -- PCT74B. MEDIAN EARNINGS IN 1999 (DOLLARS) BY WORK EXPERIENCE IN 1999 BY SEX FOR THE POPULATION 16 YEARS AND OVER WITH EARNINGS (BLACK OR AFRICAN AMERICAN ALONE) [6] - Universe: Black or African American alone 16 years and over with earnings in 1999; PCT74I. MEDIAN EARNINGS IN 1999 (DOLLARS) BY WORK EXPERIENCE IN 1999 BY SEX FOR THE POPULATION 16 YEARS AND OVER WITH EARNINGS (WHITE ALONE, NOT HISPANIC OR LATINO) [6] - Universe: White alone, not Hispanic or Latino population 16 years and over with earnings in 1999

## TENURE BY RACE OF HOUSEHOLDER

source data for Chart 11

|   | <b>Rocky Mount, NC<br/>MSA; North Carolina</b> |
|---|--|
| Total:  | 54,036   |
| Owner occupied:   | 35,837   |
| Householder who is White alone                                      | 24,181   |
| <b>Householder who is Black or African American alone</b>           | 11,079   |
| Householder who is American Indian and Alaska Native alone          | 59   |
| Householder who is Asian alone                                      | 82   |
| Householder who is Native Hawaiian and Other Pacific Islander alone | 0  |
| Householder who is Some other race alone                            | 273  |
| Householder who is Two or more races                                | 163  |
| Renter occupied:  | 18,199   |
| Householder who is White alone                                      | 7,163  |
| <b>Householder who is Black or African American alone</b>           | 10,434   |
| Householder who is American Indian and Alaska Native alone          | 43   |
| Householder who is Asian alone                                      | 81   |
| Householder who is Native Hawaiian and Other Pacific Islander alone | 5  |
| Householder who is Some other race alone                            | 314  |
| Householder who is Two or more races                                | 159  |

### White alone, not Hispanic

### White, Not Hispanic

|                 |  | <b>Rocky Mount, NC<br/>MSA; North Carolina</b> |
|-----------------|--|--|
| Total:          |  | 31,063   |
| Owner occupied  |  | 24,063   |
| Renter occupied |  | 7,000  |

Source: Data Set: Census 2000 Summary File 3 (SF 3) - Sample Data -- H11. TENURE BY RACE OF HOUSEHOLDER [17] - Universe: Occupied housing units; H13. TENURE (WHITE ALONE, NOT HISPANIC OR LATINO HOUSEHOLDER) [3] - Universe: Occupied housing units with a householder who is White alone, not Hispanic or Latino.

## OCCUPANTS PER ROOM

### source data for Chart 12

|                                 | African American<br>Rocky Mount, NC<br>MSA; North Carolina | White, Not Hispanic<br>Rocky Mount, NC<br>MSA; North Carolina |
|---------------------------------|--|---|
| Total:                          | 21,513   | 31,063  |
| 1.00 or less occupants per room | 19,762   | 30,801  |
| 1.01 or more occupants per room | 1,751  | 262   |

Source: Data Set: Census 2000 Summary File 3 (SF 3) - Sample Data -- HCT29B. OCCUPANTS PER ROOM (BLACK OR AFRICAN AMERICAN ALONE HOUSEHOLDER) [3] - Universe: Occupied housing units with a householder who is Black or African American alone; HCT29I. OCCUPANTS PER ROOM (WHITE ALONE, NOT HISPANIC OR LATINO HOUSEHOLDER) [3] - Universe: Occupied housing units with a householder who is White alone, not Hispanic or Latino

## TELEPHONE SERVICE AVAILABLE

### source data for Chart 13

|                                  | African American<br>Rocky Mount, NC<br>MSA; North Carolina | White, Not Hispanic<br>Rocky Mount, NC<br>MSA; North Carolina |
|----------------------------------|--|---|
| Total:                           | 21,513   | 31,063  |
| With telephone service available | 20,107   | 30,508  |
| No telephone service available   | 1,406  | 555   |

Source: Data Set: Census 2000 Summary File 3 (SF 3) - Sample Data -- HCT32B. TELEPHONE SERVICE AVAILABLE (BLACK OR AFRICAN AMERICAN ALONE HOUSEHOLDER) [3] - Universe: Occupied housing units with a householder who is Black or African American alone; HCT32I. TELEPHONE SERVICE AVAILABLE (WHITE ALONE, NOT HISPANIC OR LATINO HOUSEHOLDER) [3] - Universe: Occupied housing units with a householder who is White alone, not Hispanic or Latino

## VEHICLES AVAILABLE

### source data for Chart 14

|                              | African American<br>Rocky Mount, NC<br>MSA; North Carolina | White, Not Hispanic<br>Rocky Mount, NC<br>MSA; North Carolina |
|------------------------------|--|---|
| Total:                       | 21,513   | 31,063  |
| No vehicle available         | 4,115  | 1,677   |
| 1 or more vehicles available | 17,398   | 29,386  |

Source: Data Set: Census 2000 Summary File 3 (SF 3) - Sample Data -- HCT33B. VEHICLES AVAILABLE (BLACK OR AFRICAN AMERICAN ALONE HOUSEHOLDER) [3] - Universe: Occupied housing units with a householder who is Black or African American alone;; HCT33I. VEHICLES AVAILABLE (WHITE ALONE, NOT HISPANIC OR LATINO HOUSEHOLDER) [3] - Universe: Occupied housing units with a householder who is White alone, not Hispanic or Latino

## PLUMBING FACILITIES

### source data for Chart 15

|                                      | African American<br>Rocky Mount, NC<br>MSA; North Carolina | White, Not Hispanic<br>Rocky Mount, NC<br>MSA; North Carolina |
|--------------------------------------|--|---|
| Total:                               | 21,513   | 31,063  |
| Complete plumbing facilities         | 20,889   | 30,917  |
| Lacking complete plumbing facilities | 624  | 146   |

Source: Data Set: Census 2000 Summary File 3 (SF 3) - Sample Data -- HCT34B. PLUMBING FACILITIES (BLACK OR AFRICAN AMERICAN ALONE HOUSEHOLDER) [3] - Universe: Occupied housing units with a householder who is Black or African American alone; HCT34I. PLUMBING FACILITIES (WHITE ALONE, NOT HISPANIC OR LATINO HOUSEHOLDER) [3] - Universe: Occupied housing units with a householder who is White alone, not Hispanic or Latino.

## GROSS RENT AS A PERCENTAGE OF HOUSEHOLD INCOME IN 1999

source data for Chart 16

|                      | African American<br>Rocky Mount, NC<br>MSA; North Carolina | White, Not Hispanic<br>Rocky Mount, NC<br>MSA; North Carolina |
|----------------------|--|---|
| Total:               | 10,328   | 6,832   |
| Less than 10 percent | 797  | 693   |
| 10 to 14 percent     | 1,091  | 910   |
| 15 to 19 percent     | 1222   | 970   |
| 20 to 24 percent     | 1137   | 682   |
| 25 to 29 percent     | 868  | 511   |
| 30 to 34 percent     | 661  | 545   |
| 35 to 39 percent     | 455  | 268   |
| 40 to 49 percent     | 604  | 405   |
| 50 percent or more   | 2,203  | 908   |
| Not computed         | 1290   | 940   |

Source: Data Set: Census 2000 Summary File 3 (SF 3) - Sample Data -- HCT39B. GROSS RENT AS A PERCENTAGE OF HOUSEHOLD INCOME IN 1999 (BLACK OR AFRICAN AMERICAN ALONE HOUSEHOLDER) [11] - Universe: Specified renter-occupied housing units with a householder who is Black or African American alone; HCT39I. GROSS RENT AS A PERCENTAGE OF HOUSEHOLD INCOME IN 1999 (WHITE ALONE, NOT HISPANIC OR LATINO HOUSEHOLDER) [11] - Universe: Specified renter-occupied housing units with a householder who is White alone, not Hispanic or Latino.

## MEDIAN GROSS RENT

### source data for Chart 17

|                   | African American<br>Rocky Mount, NC<br>MSA; North Carolina | White, Not Hispanic<br>Rocky Mount, NC<br>MSA; North Carolina |
|-------------------|--|---|
| Median gross rent | \$ 450   | \$ 507  |

Source: Data Set: Census 2000 Summary File 3 (SF 3) - Sample Data -- HCT37B. MEDIAN GROSS RENT (DOLLARS) (BLACK OR AFRICAN AMERICAN ALONE HOUSEHOLDER) [1] - Universe: Specified renter-occupied housing units paying cash rent with a householder who is Black or African American alone; HCT37I. MEDIAN GROSS RENT (DOLLARS) (WHITE ALONE, NOT HISPANIC OR LATINO HOUSEHOLDER) [1] - Universe: Specified renter-occupied housing units paying cash rent with a householder who is White alone, not Hispanic or Latino

## MEDIAN HOME VALUE

### source data for Chart 18

|              | African American<br>Rocky Mount, NC<br>MSA; North Carolina | White, Not Hispanic<br>Rocky Mount, NC<br>MSA; North Carolina |
|--------------|--|---|
| Median value | \$ 66,700  | \$ 95,100   |

Source: Data Set: Census 2000 Summary File 3 (SF 3) - Sample Data -- HCT42B. MEDIAN VALUE (DOLLARS) (BLACK OR AFRICAN AMERICAN ALONE HOUSEHOLDER) [1] - Universe: Specified owner-occupied housing units with a householder who is Black or African American alone; HCT42I. MEDIAN VALUE (DOLLARS) (WHITE ALONE, NOT HISPANIC OR LATINO HOUSEHOLDER) [1] - Universe: Specified owner-occupied housing units with a householder who is White alone, not Hispanic or Latino