

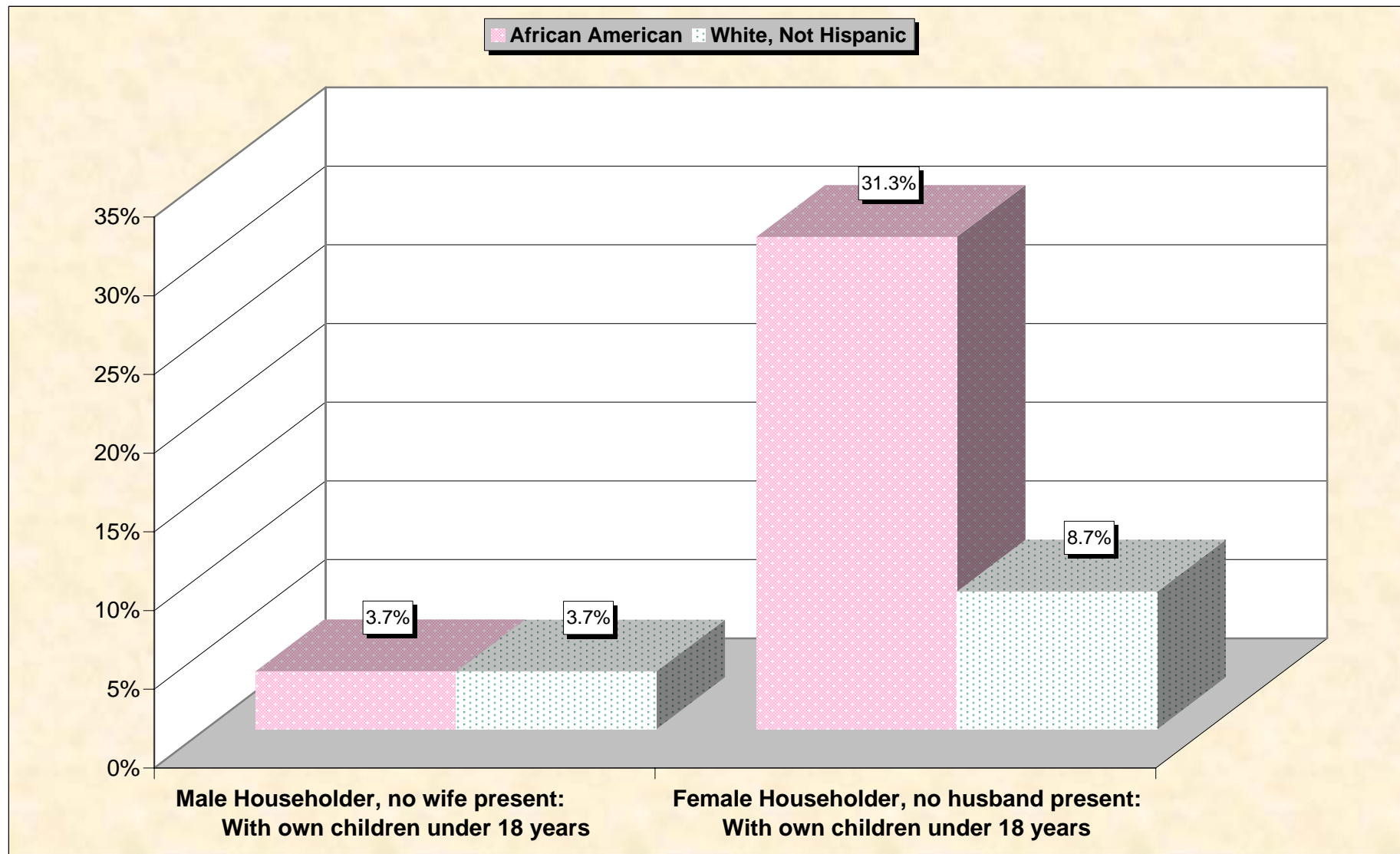
Selected Socio-Economic Data

Hickory--Morganton--Lenoir, NC MSA; North Carolina

African American and White, Not Hispanic

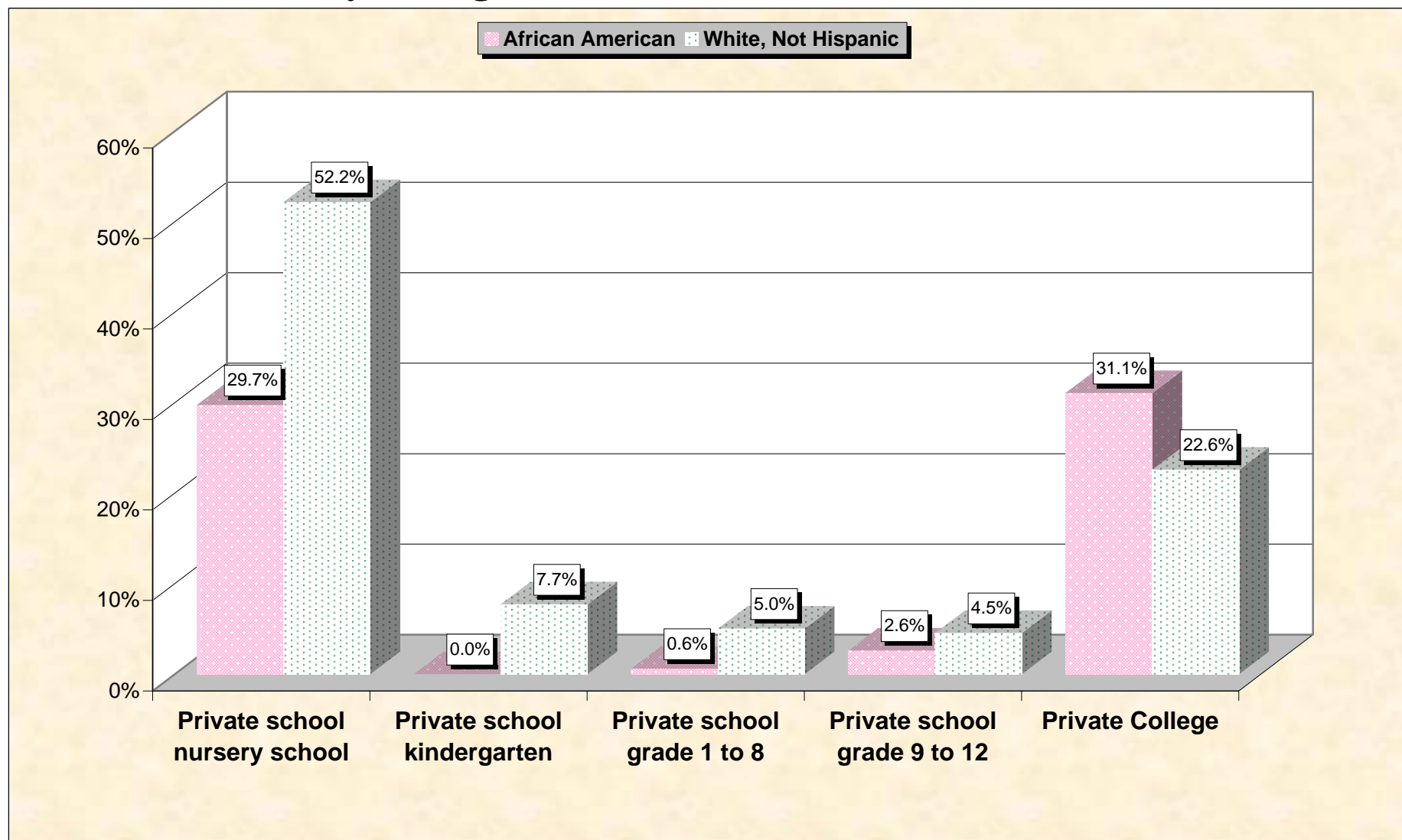
Data Set: Census 2000 Summary File 3 (SF 3) - Sample Data

**Chart 1 -- Single-Parent Family Households (Householder 15 to 64 years)
Hickory--Morganton--Lenoir, NC MSA; North Carolina**



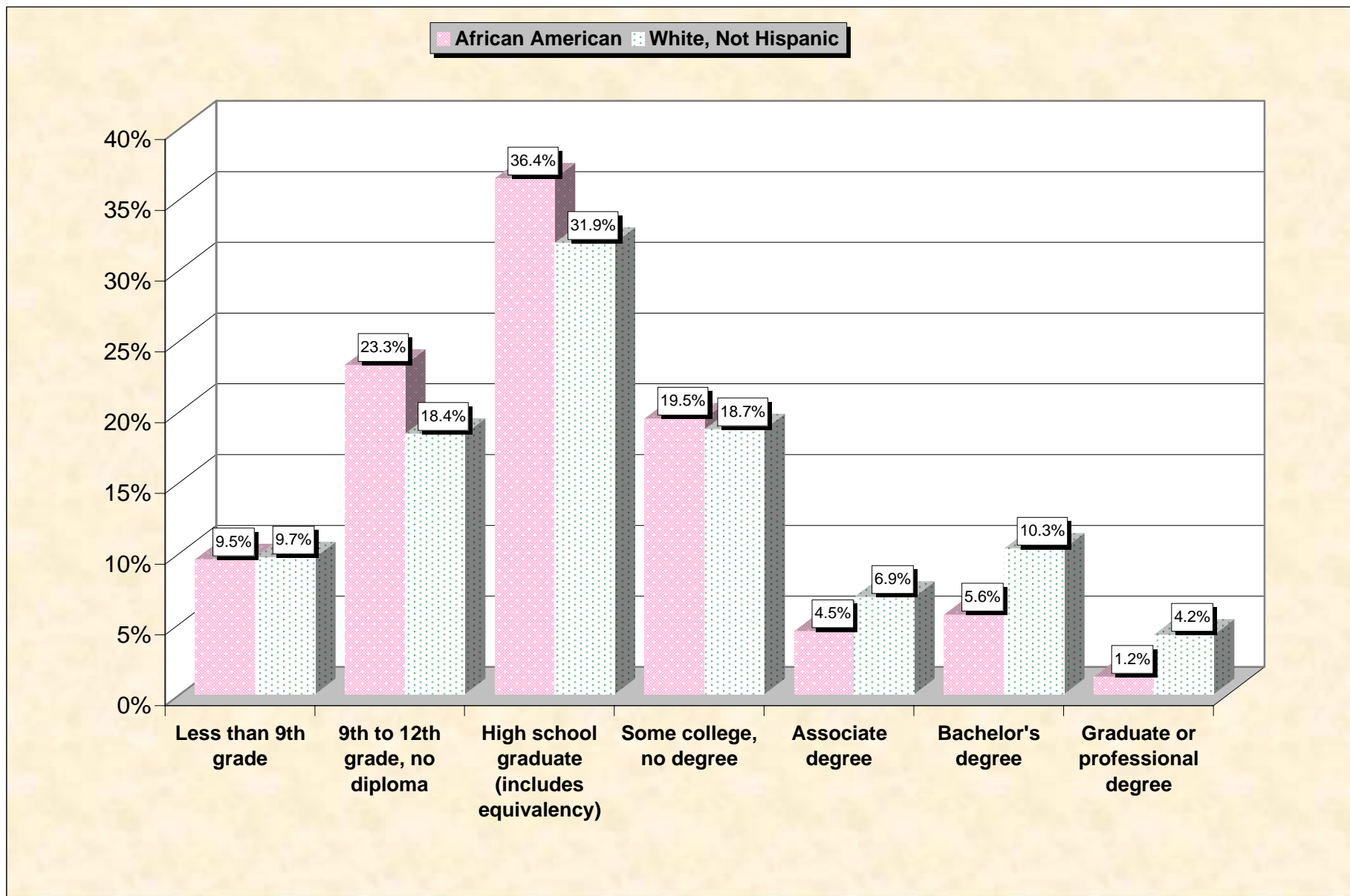
Source: Data Set: Census 2000 Summary File 3 (SF 3) - Sample Data - P146B. HOUSEHOLDS BY AGE OF HOUSEHOLDER BY HOUSEHOLD TYPE (INCLUDING LIVING ALONE) BY PRESENCE OF OWN CHILDREN UNDER 18 YEARS (BLACK OR AFRICAN AMERICAN ALONE HOUSEHOLDER) [31] - Universe: Households with a householder who is Black or African American alone; P146I. HOUSEHOLDS BY AGE OF HOUSEHOLDER BY HOUSEHOLD TYPE (INCLUDING LIVING ALONE) BY PRESENCE OF OWN CHILDREN UNDER 18 YEARS (WHITE ALONE, NOT HISPANIC OR LATINO HOUSEHOLDER) [31] - Universe: Households with a householder who is White alone, not Hispanic or Latino.

Chart 2 -- Private School Enrollment (3 years and over) **Hickory--Morganton--Lenoir, NC MSA; North Carolina**



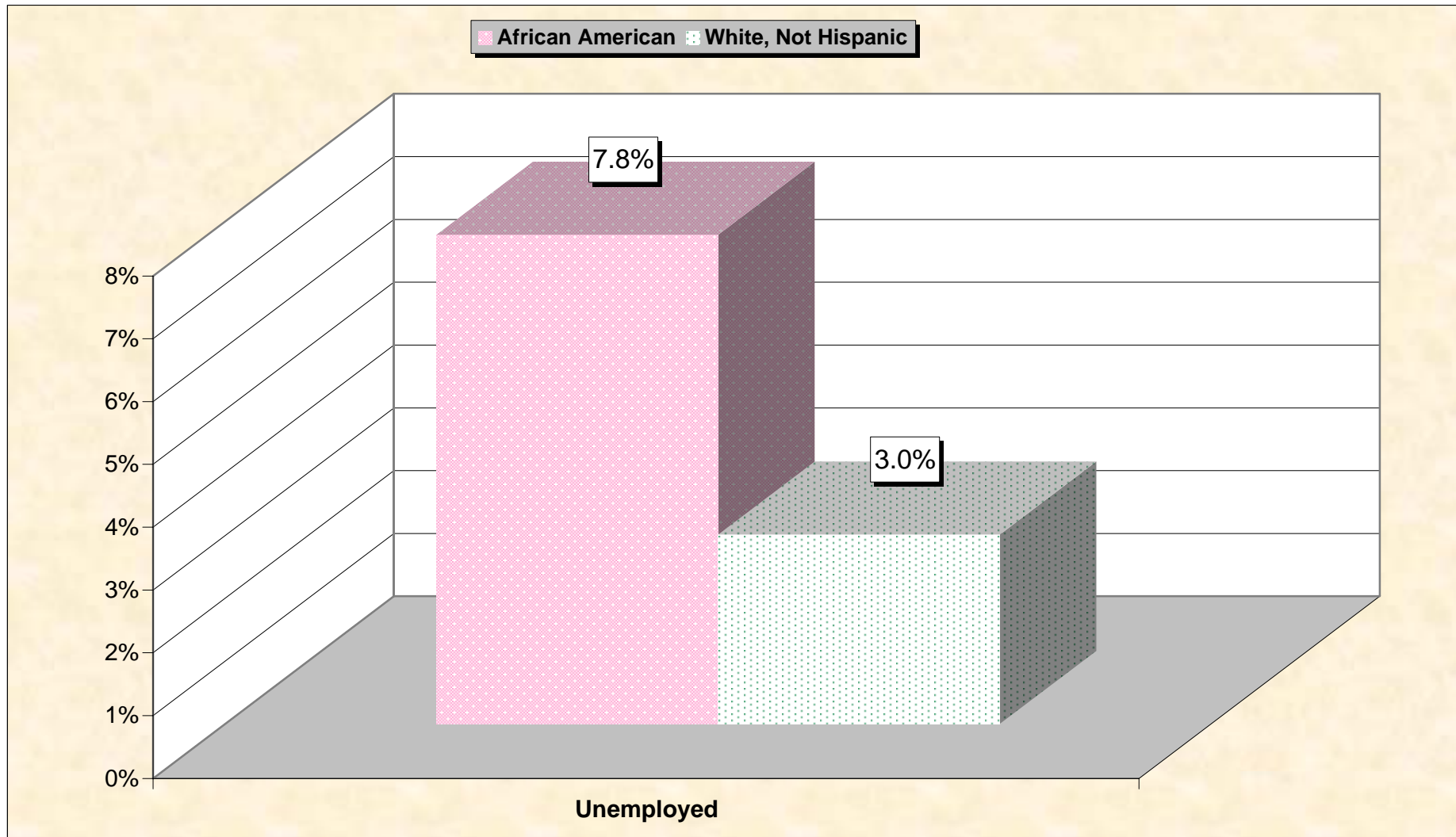
Source: Data Set: Census 2000 Summary File 3 (SF 3) - Sample Data -- P147B. SCHOOL ENROLLMENT BY LEVEL OF SCHOOL BY TYPE OF SCHOOL FOR THE POPULATION 3 YEARS AND OVER (BLACK OR AFRICAN AMERICAN ALONE) [17] - Universe: Black or African American alone 3 years and over; P147I. SCHOOL ENROLLMENT BY LEVEL OF SCHOOL BY TYPE OF SCHOOL FOR THE POPULATION 3 YEARS AND OVER (WHITE ALONE, NOT HISPANIC OR LATINO) [17] - Universe: White alone, not Hispanic or Latino population 3 years and over.

Chart 3 -- Educational Attainment (25 years and over)
Hickory--Morganton--Lenoir, NC MSA; North Carolina



Source: Data Set: Census 2000 Summary File 3 (SF 3) - Sample Data -- P148B. SEX BY EDUCATIONAL ATTAINMENT FOR THE POPULATION 25 YEARS AND OVER (BLACK OR AFRICAN AMERICAN ALONE) [17] - Universe: Black or African American alone 25 years and over; P148I. SEX BY EDUCATIONAL ATTAINMENT FOR THE POPULATION 25 YEARS AND OVER (WHITE ALONE, NOT HISPANIC OR LATINO) [17] - Universe: White alone, not Hispanic or Latino population 25 years and over.

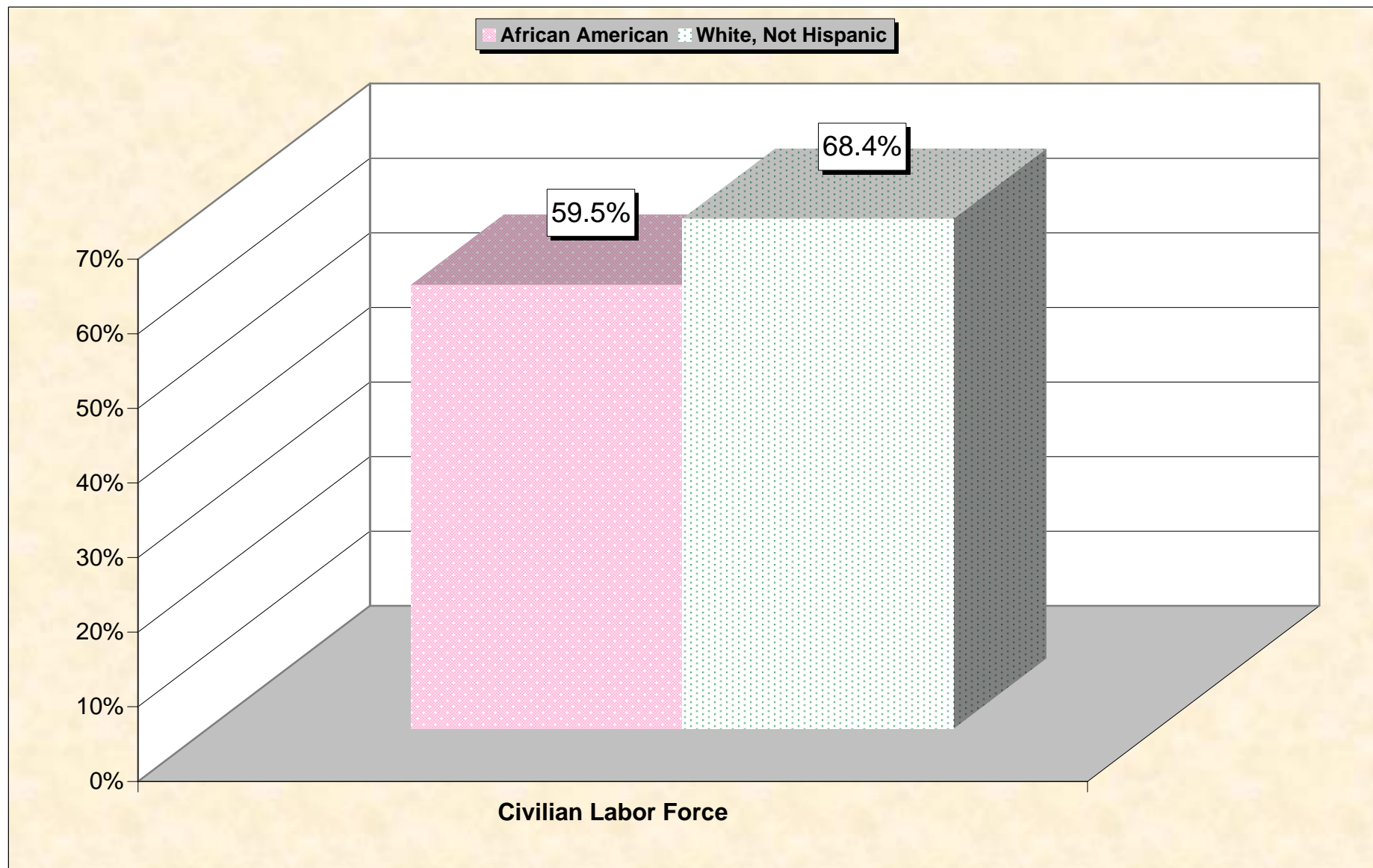
Chart 4 -- Unemployment Rate (Civilian Labor Force) Hickory--Morganton--Lenoir, NC MSA; North Carolina



Note: Unemployment rate is defined as a percentage of the civilian labor force.

Source: Data Set: Census 2000 Summary File 3 (SF 3) - Sample Data -- P150B. SEX BY EMPLOYMENT STATUS FOR THE POPULATION 16 YEARS AND OVER (BLACK OR AFRICAN AMERICAN ALONE) [15] - Universe: Black or African American alone 16 years and over; P150I. SEX BY EMPLOYMENT STATUS FOR THE POPULATION 16 YEARS AND OVER (WHITE ALONE, NOT HISPANIC OR LATINO) [15] - Universe: White alone, not Hispanic or Latino population 16 years and over

**Chart 5 -- Labor Force Participation (Civilian Labor Force)
Hickory--Morganton--Lenoir, NC MSA; North Carolina**

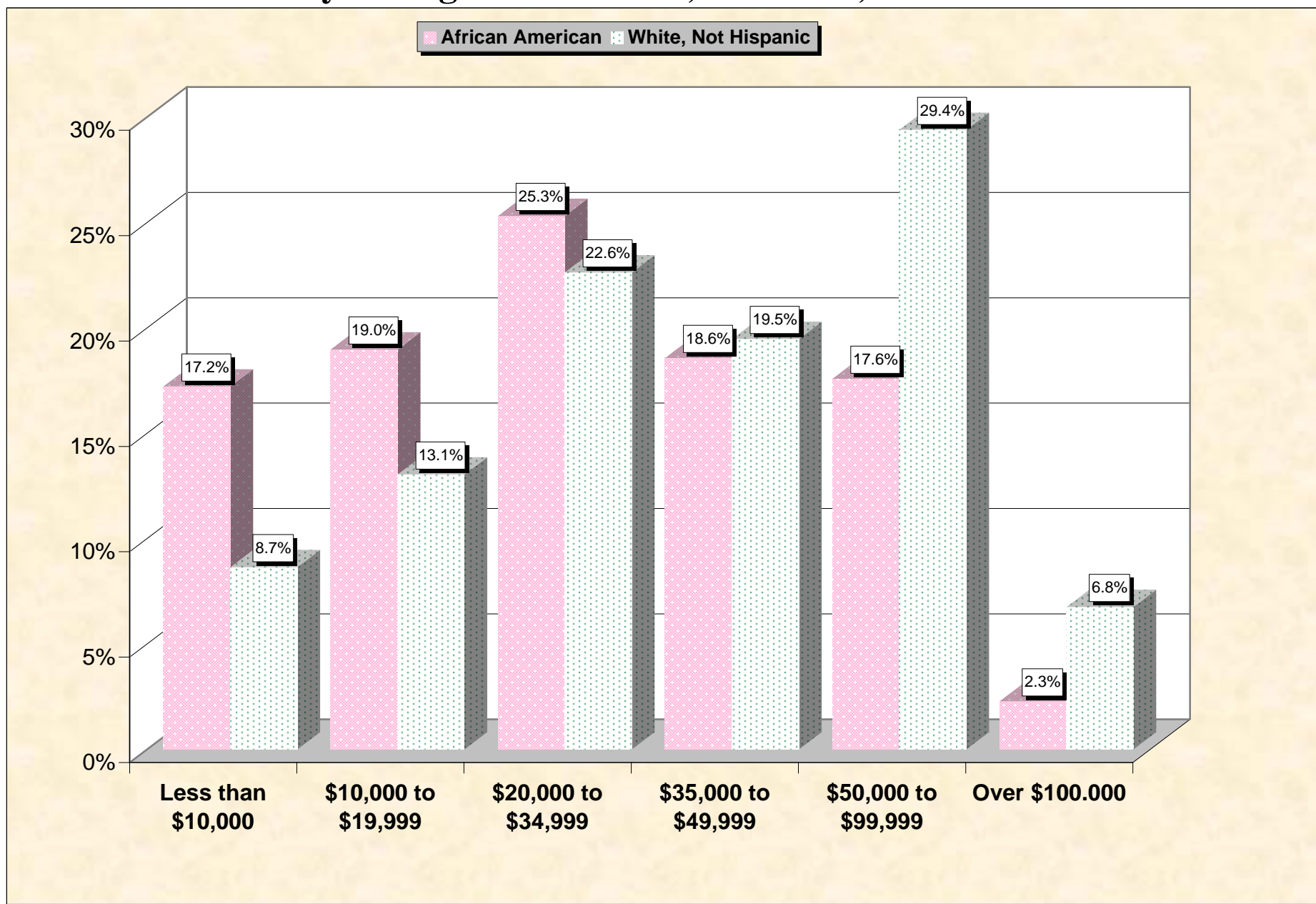


Note: Labor force participation rate is defined as a percentage of the civilian population over 16.

Source: Data Set: Census 2000 Summary File 3 (SF 3) - Sample Data -- P150B. SEX BY EMPLOYMENT STATUS FOR THE POPULATION 16 YEARS AND OVER (BLACK OR AFRICAN AMERICAN ALONE) [15] - Universe: Black or African American alone 16 years and over; P150I. SEX BY EMPLOYMENT STATUS FOR THE POPULATION 16 YEARS AND OVER (WHITE ALONE, NOT HISPANIC OR LATINO) [15] - Universe: White alone, not Hispanic or Latino population 16 years and over

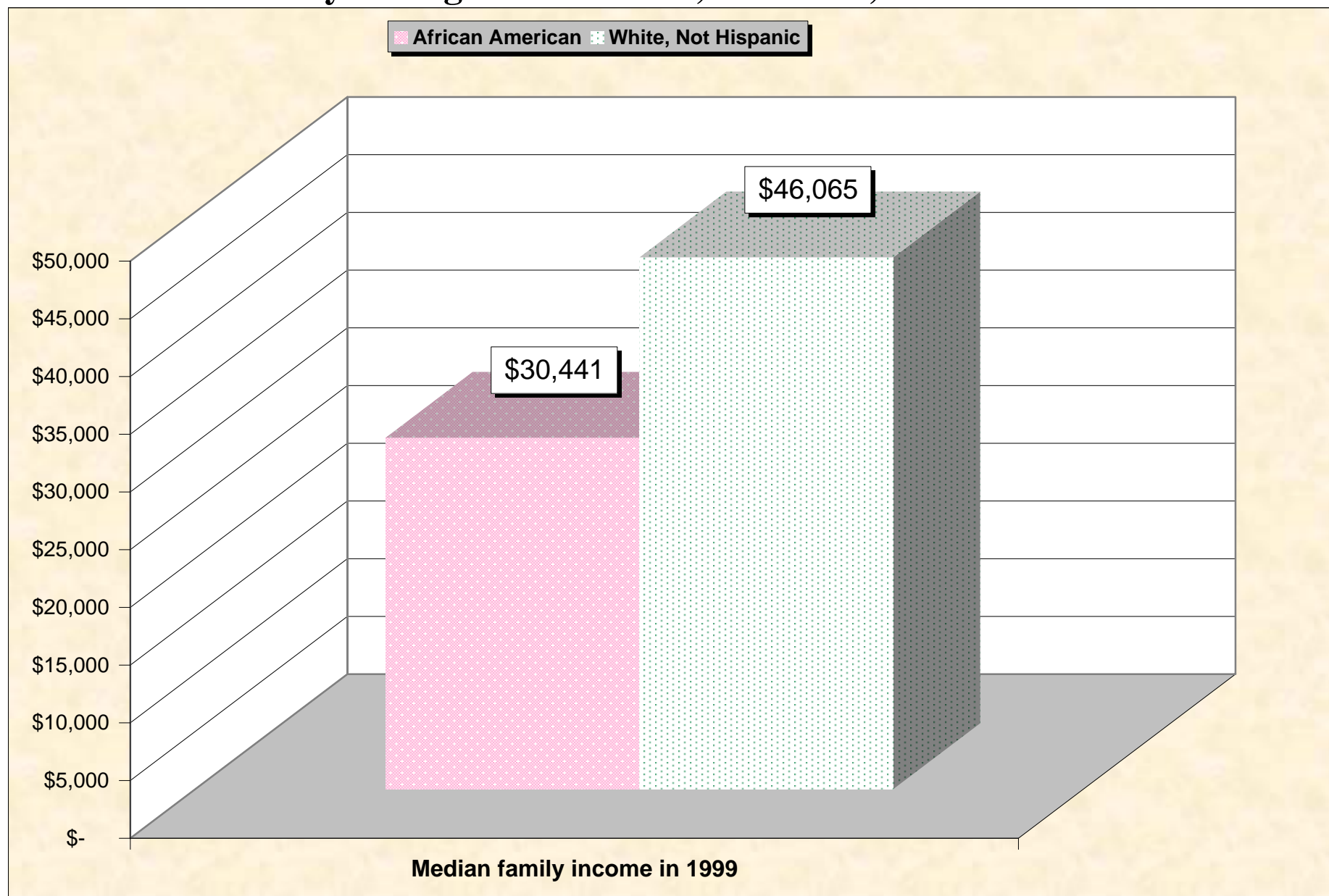
Chart 6 -- Household Income in 1999

Hickory--Morganton--Lenoir, NC MSA; North Carolina



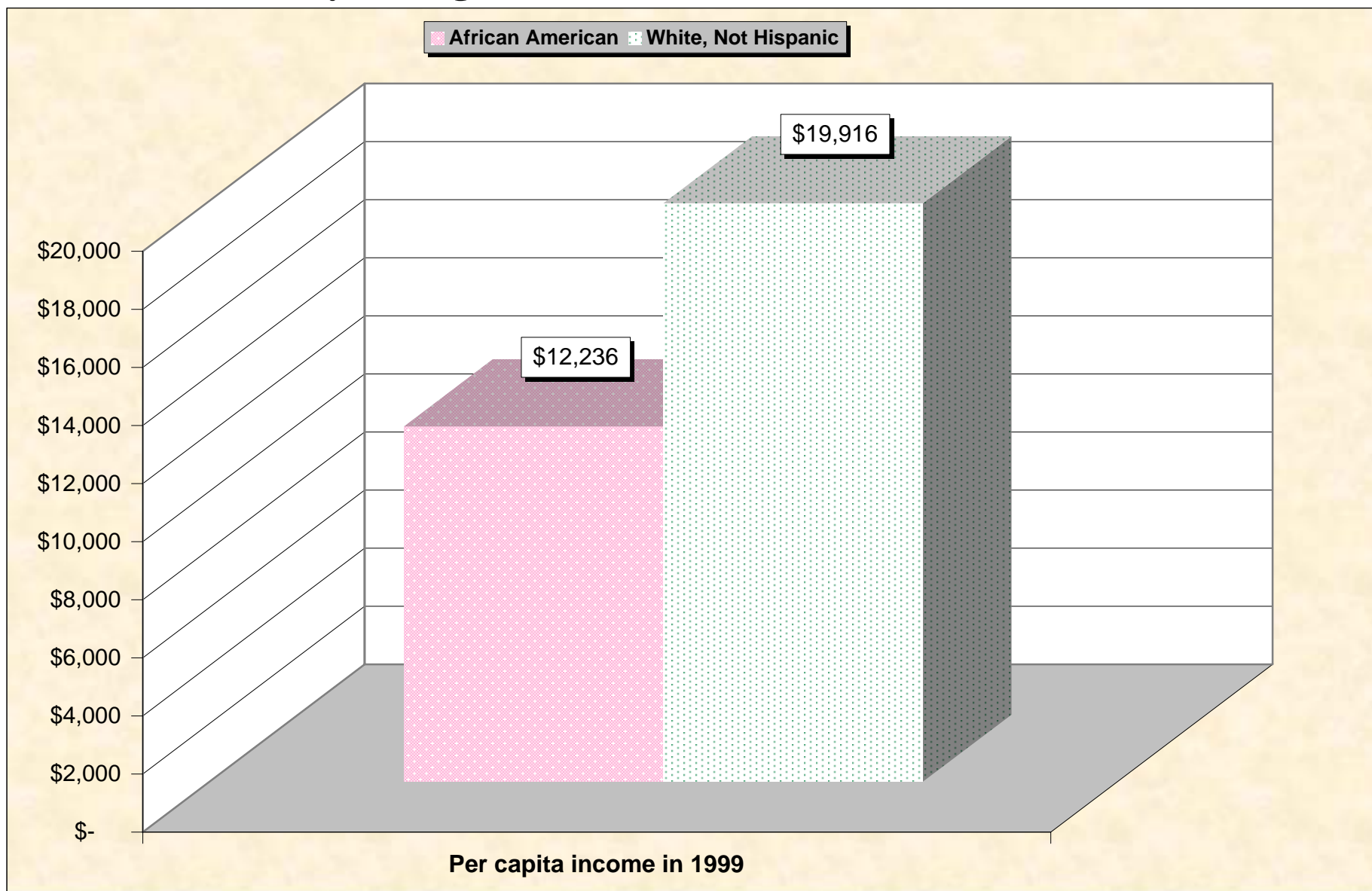
Source: Data Set: Census 2000 Summary File 3 (SF 3) - Sample Data -- P151B. HOUSEHOLD INCOME IN 1999 (BLACK OR AFRICAN AMERICAN ALONE HOUSEHOLDER) [17] - Universe: Households with a householder who is Black or African American alone; P151I. HOUSEHOLD INCOME IN 1999 (WHITE ALONE, NOT HISPANIC OR LATINO HOUSEHOLDER) [17] - Universe: Households with a householder who is White alone, not Hispanic or Latino

Chart 7 -- Median Family Income In 1999
Hickory--Morganton--Lenoir, NC MSA; North Carolina



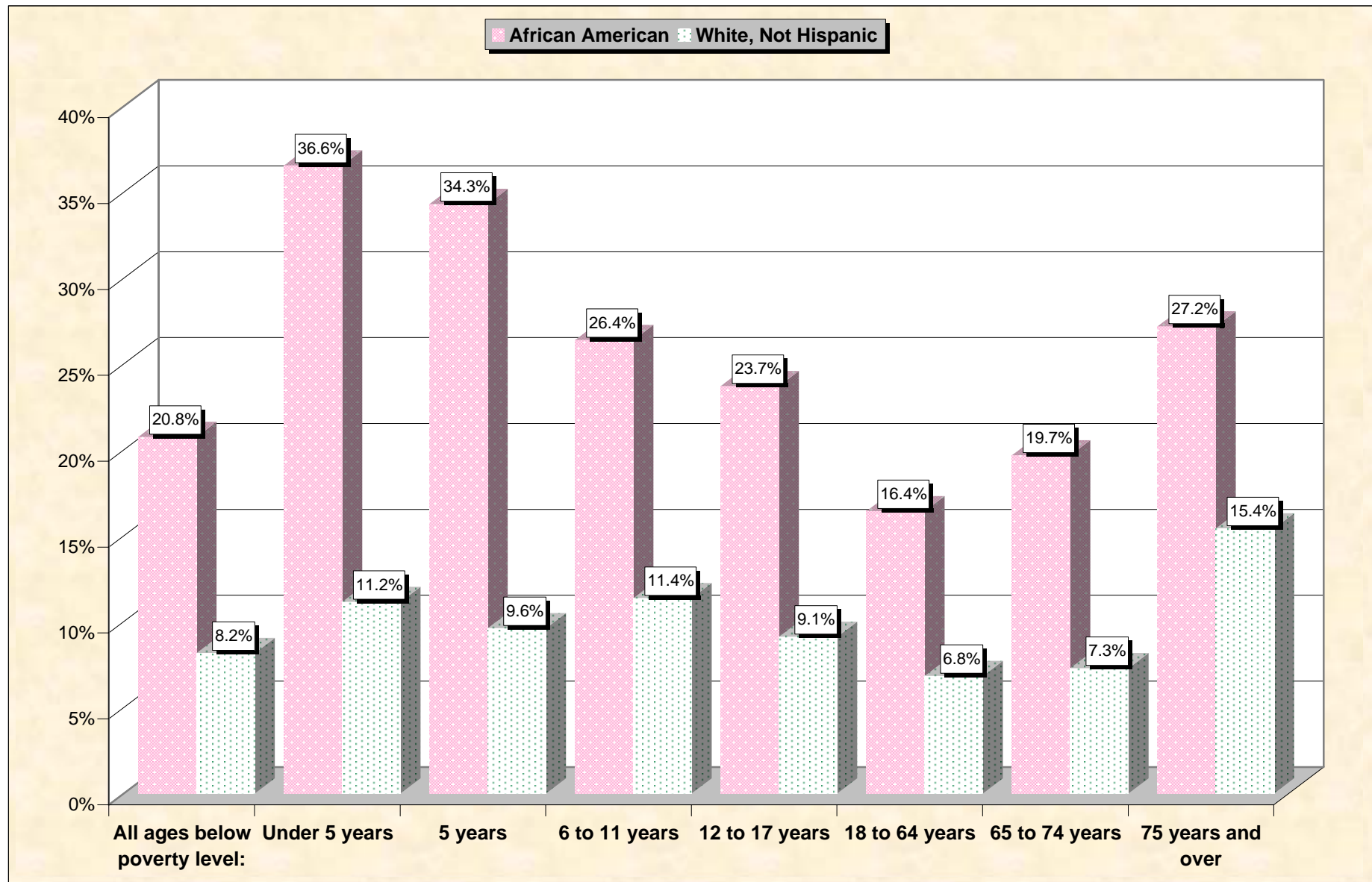
Source: Data Set: Census 2000 Summary File 3 (SF 3) - Sample Data -- P155B. MEDIAN FAMILY INCOME IN 1999 (DOLLARS) (BLACK OR AFRICAN AMERICAN ALONE HOUSEHOLDER)
[1] - Universe: Families with a householder who is Black or African American alone ; P155I. MEDIAN FAMILY INCOME IN 1999 (DOLLARS) (WHITE ALONE, NOT HISPANIC OR LATINO HOUSEHOLDER) [1] - Universe: Families with a householder who is White alone, not Hispanic or Latino

Chart 8 -- Per Capita Income In 1999
Hickory--Morganton--Lenoir, NC MSA; North Carolina



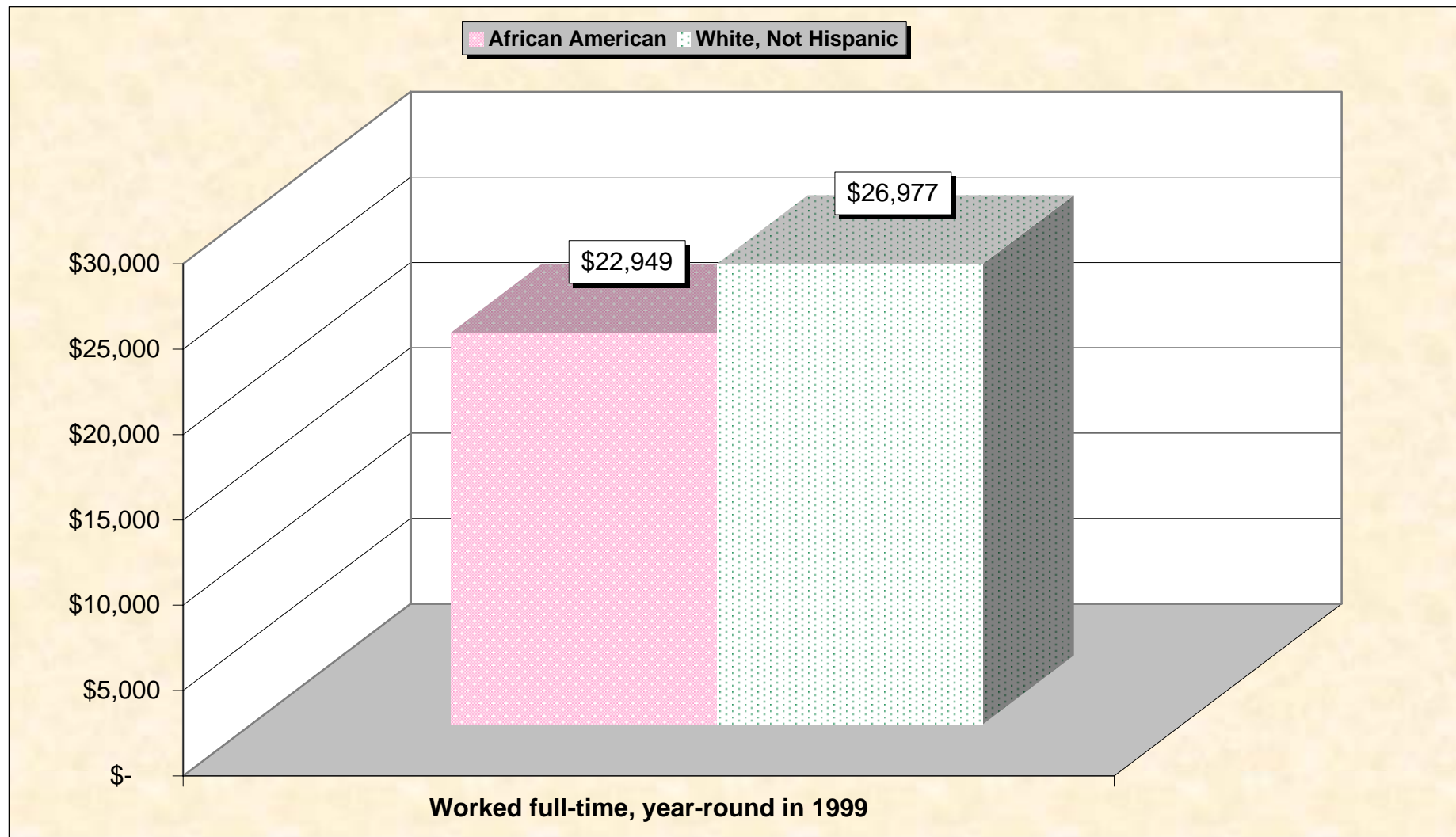
Source: Data Set: Census 2000 Summary File 3 (SF 3) - Sample Data -- P157B. PER CAPITA INCOME IN 1999 (DOLLARS) (BLACK OR AFRICAN AMERICAN ALONE) [1] - Universe: Black or African American alone; P157I. PER CAPITA INCOME IN 1999 (DOLLARS) (WHITE ALONE, NOT HISPANIC OR LATINO) [1] - Universe: White alone, not Hispanic or Latino population

Chart 9 -- Income in 1999 Below Poverty Level by Age **Hickory--Morganton--Lenoir, NC MSA; North Carolina**



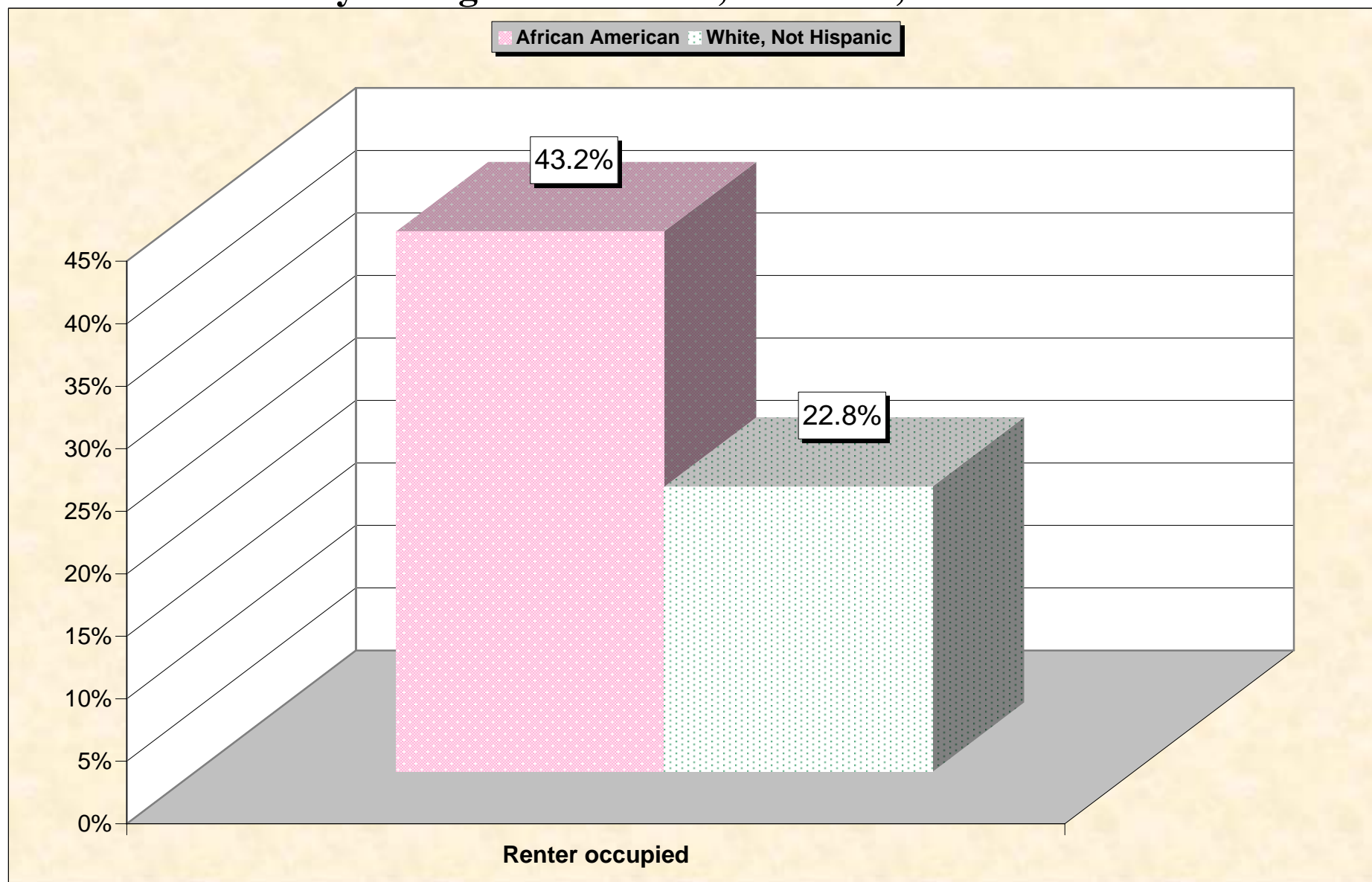
Source: Data Set: Census 2000 Summary File 3 (SF 3) - Sample Data -- P159B. POVERTY STATUS IN 1999 BY AGE (BLACK OR AFRICAN AMERICAN ALONE) [17] - Universe: Black or African American alone for whom poverty status is determined; P159I. POVERTY STATUS IN 1999 BY AGE (WHITE ALONE, NOT HISPANIC OR LATINO) [17] - Universe: White alone, not Hispanic or Latino population for whom poverty status is determined.

Chart 10 -- Median Earnings in 1999
Hickory--Morganton--Lenoir, NC MSA; North Carolina



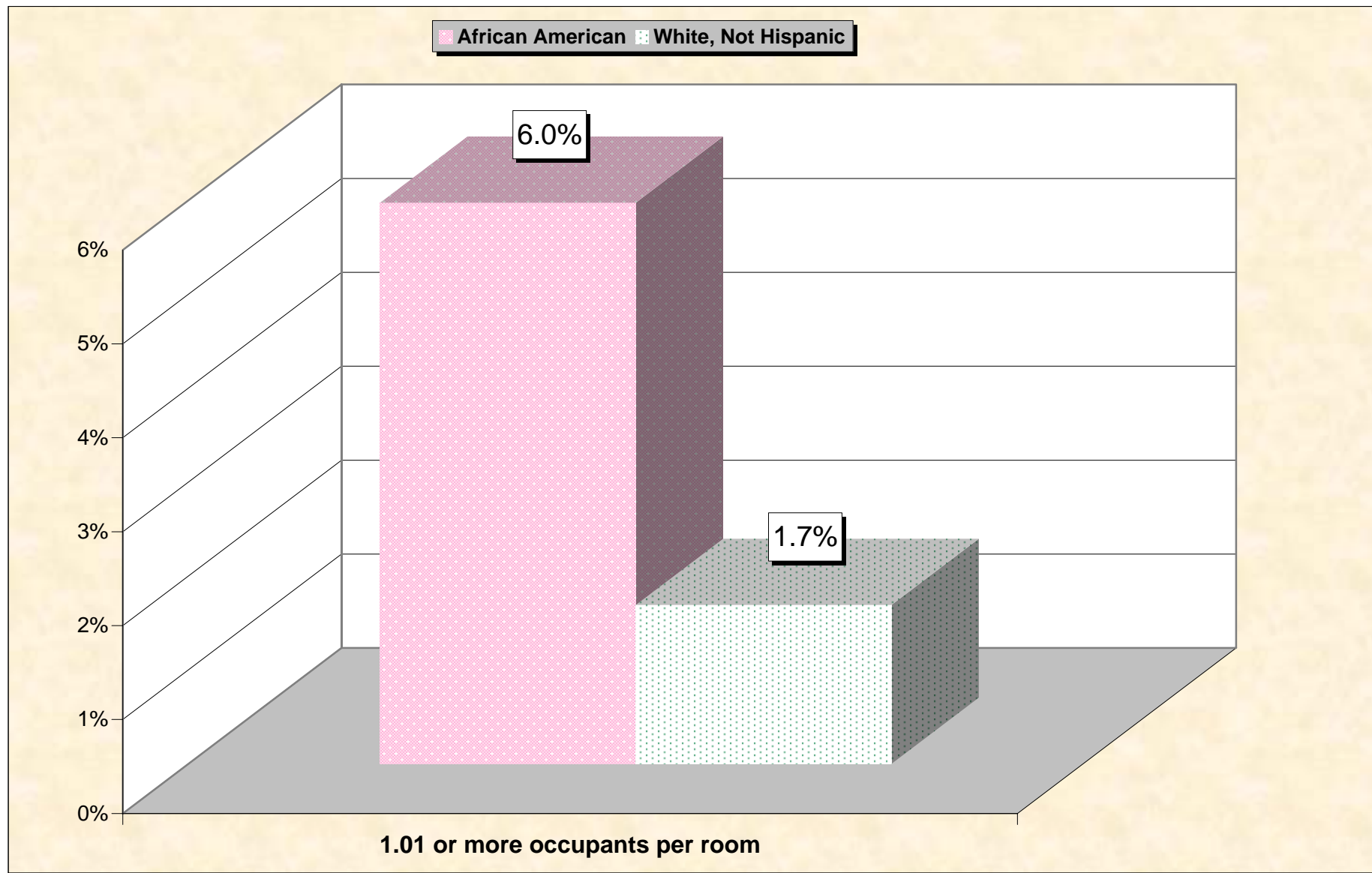
Source: Data Set: Census 2000 Summary File 3 (SF 3) - Sample Data -- PCT74B. MEDIAN EARNINGS IN 1999 (DOLLARS) BY WORK EXPERIENCE IN 1999 BY SEX FOR THE POPULATION 16 YEARS AND OVER WITH EARNINGS (BLACK OR AFRICAN AMERICAN ALONE) [6] - Universe: Black or African American alone 16 years and over with earnings in 1999; PCT74I. MEDIAN EARNINGS IN 1999 (DOLLARS) BY WORK EXPERIENCE IN 1999 BY SEX FOR THE POPULATION 16 YEARS AND OVER WITH EARNINGS (WHITE ALONE, NOT HISPANIC OR LATINO) [6] - Universe: White alone, not Hispanic or Latino population 16 years and over with earnings in 1999

**Chart 11 -- Renter-Occupied Housing
Hickory--Morganton--Lenoir, NC MSA; North Carolina**



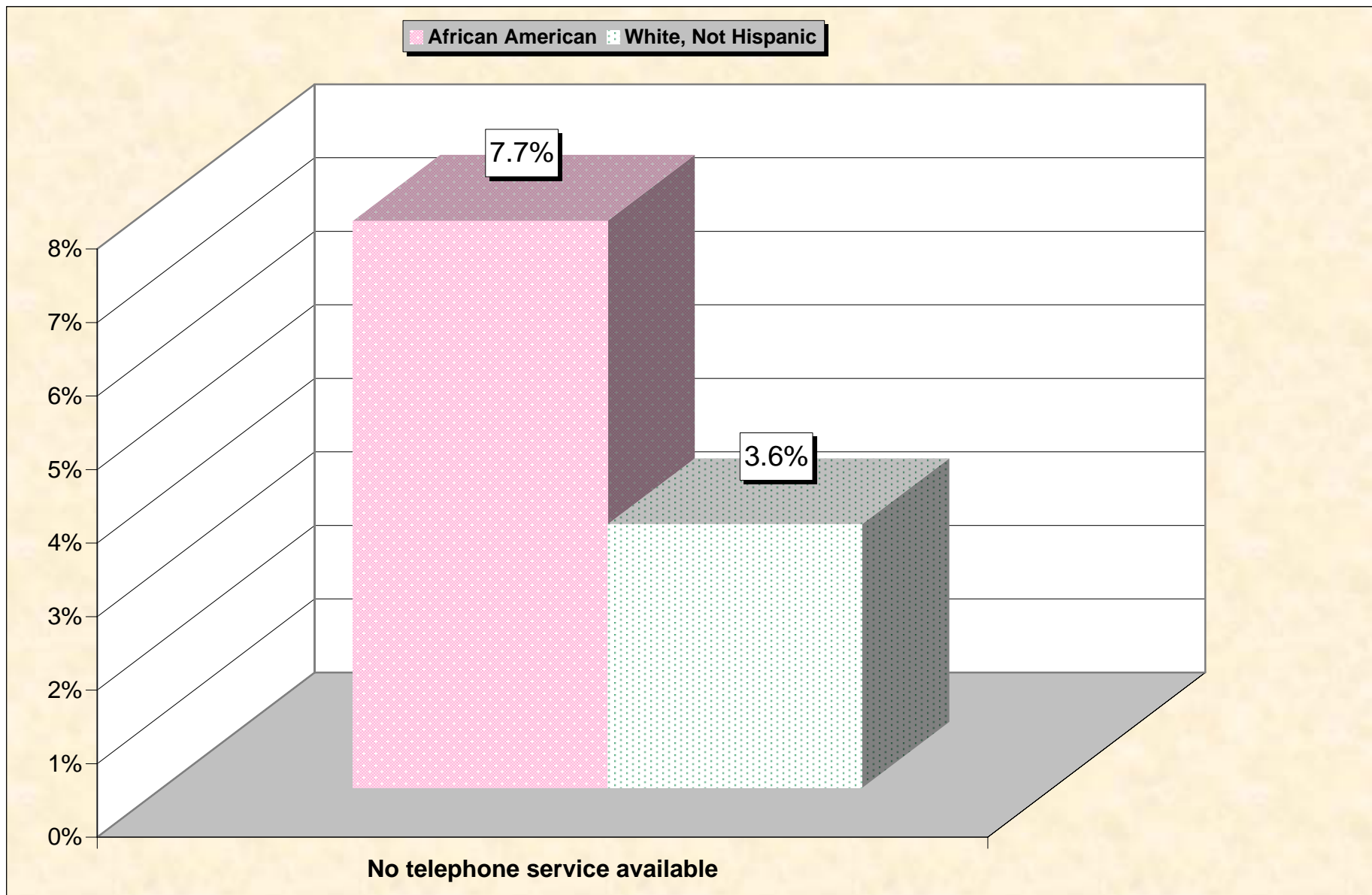
Source: Data Set: Census 2000 Summary File 3 (SF 3) - Sample Data -- H11. TENURE BY RACE OF HOUSEHOLDER [17] - Universe: Occupied housing units; H13. TENURE (WHITE ALONE, NOT HISPANIC OR LATINO HOUSEHOLDER) [3] - Universe: Occupied housing units with a householder who is White alone, not Hispanic or Latino.

**Chart 12 -- Occupants Per Room (Crowding) by Household
Hickory--Morganton--Lenoir, NC MSA; North Carolina**



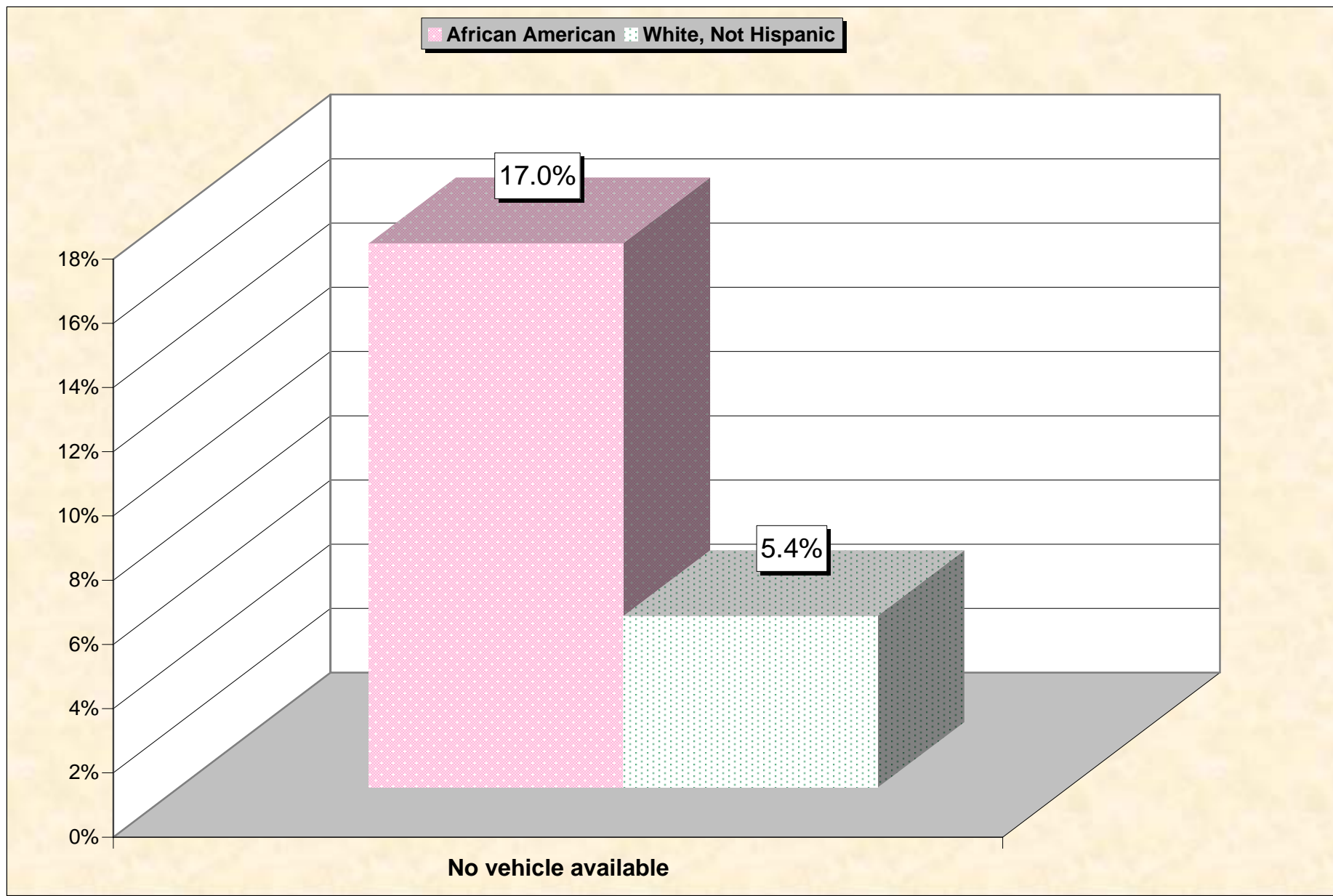
Source: Data Set: Census 2000 Summary File 3 (SF 3) - Sample Data -- HCT29B. OCCUPANTS PER ROOM (BLACK OR AFRICAN AMERICAN ALONE HOUSEHOLDER) [3] - Universe: Occupied housing units with a householder who is Black or African American alone; HCT29I. OCCUPANTS PER ROOM (WHITE ALONE, NOT HISPANIC OR LATINO HOUSEHOLDER) [3] - Universe: Occupied housing units with a householder who is White alone, not Hispanic or Latino

**Chart 13 -- Lack of Telephone Service by Household
Hickory--Morganton--Lenoir, NC MSA; North Carolina**



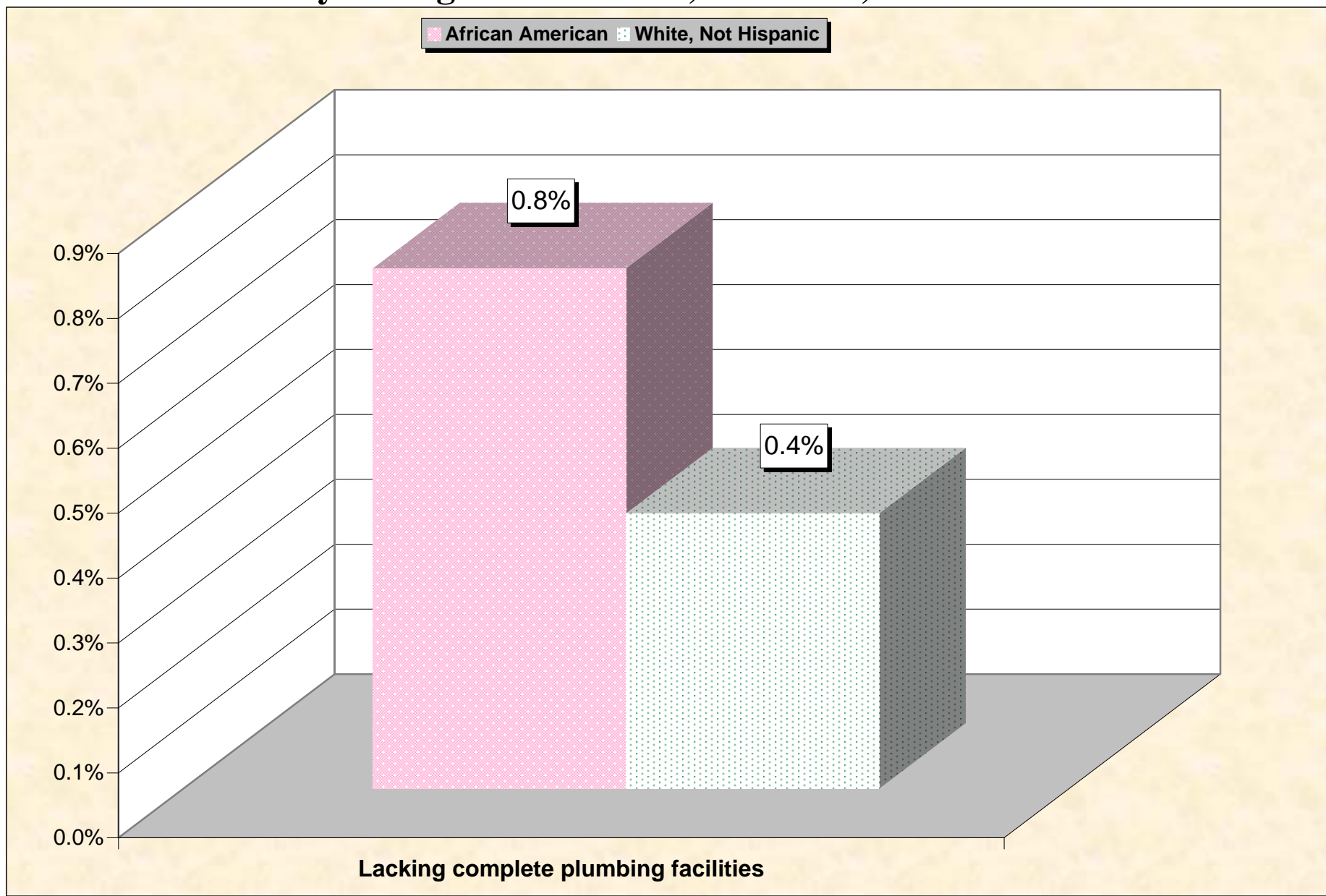
Source: Data Set: Census 2000 Summary File 3 (SF 3) - Sample Data -- HCT32B. TELEPHONE SERVICE AVAILABLE (BLACK OR AFRICAN AMERICAN ALONE HOUSEHOLDER) [3] - Universe: Occupied housing units with a householder who is Black or African American alone; HCT32I. TELEPHONE SERVICE AVAILABLE (WHITE ALONE, NOT HISPANIC OR LATINO HOUSEHOLDER) [3] - Universe: Occupied housing units with a householder who is White alone, not Hispanic or Latino

Chart 14 -- Lack of Vehicle By Household
Hickory--Morganton--Lenoir, NC MSA; North Carolina



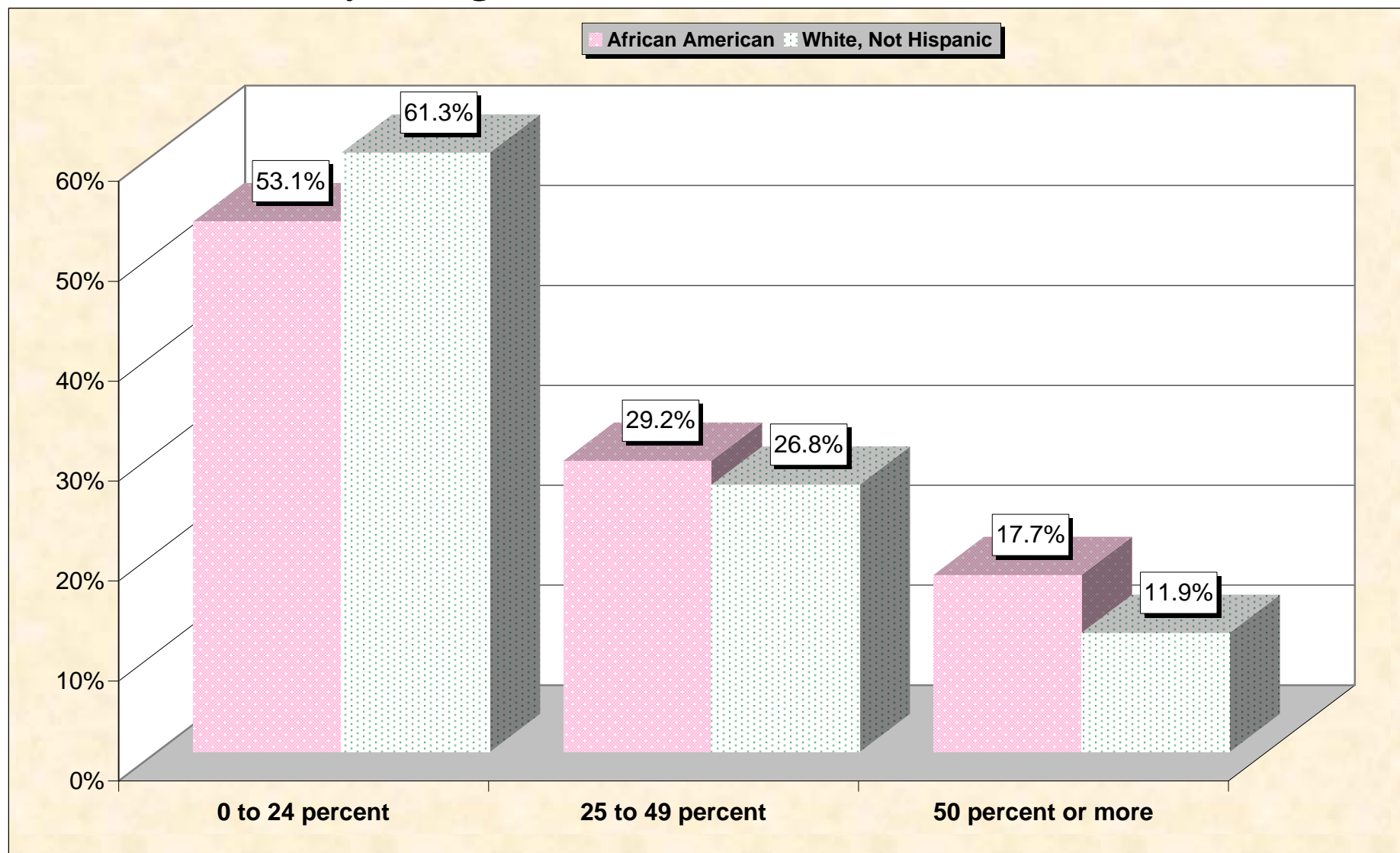
Source: Data Set: Census 2000 Summary File 3 (SF 3) - Sample Data -- HCT33B. VEHICLES AVAILABLE (BLACK OR AFRICAN AMERICAN ALONE HOUSEHOLDER) [3] - Universe: Occupied housing units with a householder who is Black or African American alone;; HCT33I. VEHICLES AVAILABLE (WHITE ALONE, NOT HISPANIC OR LATINO HOUSEHOLDER) [3] - Universe: Occupied housing units with a householder who is White alone, not Hispanic or Latino

Chart 15 -- Lack of Plumbing By Household
Hickory--Morganton--Lenoir, NC MSA; North Carolina



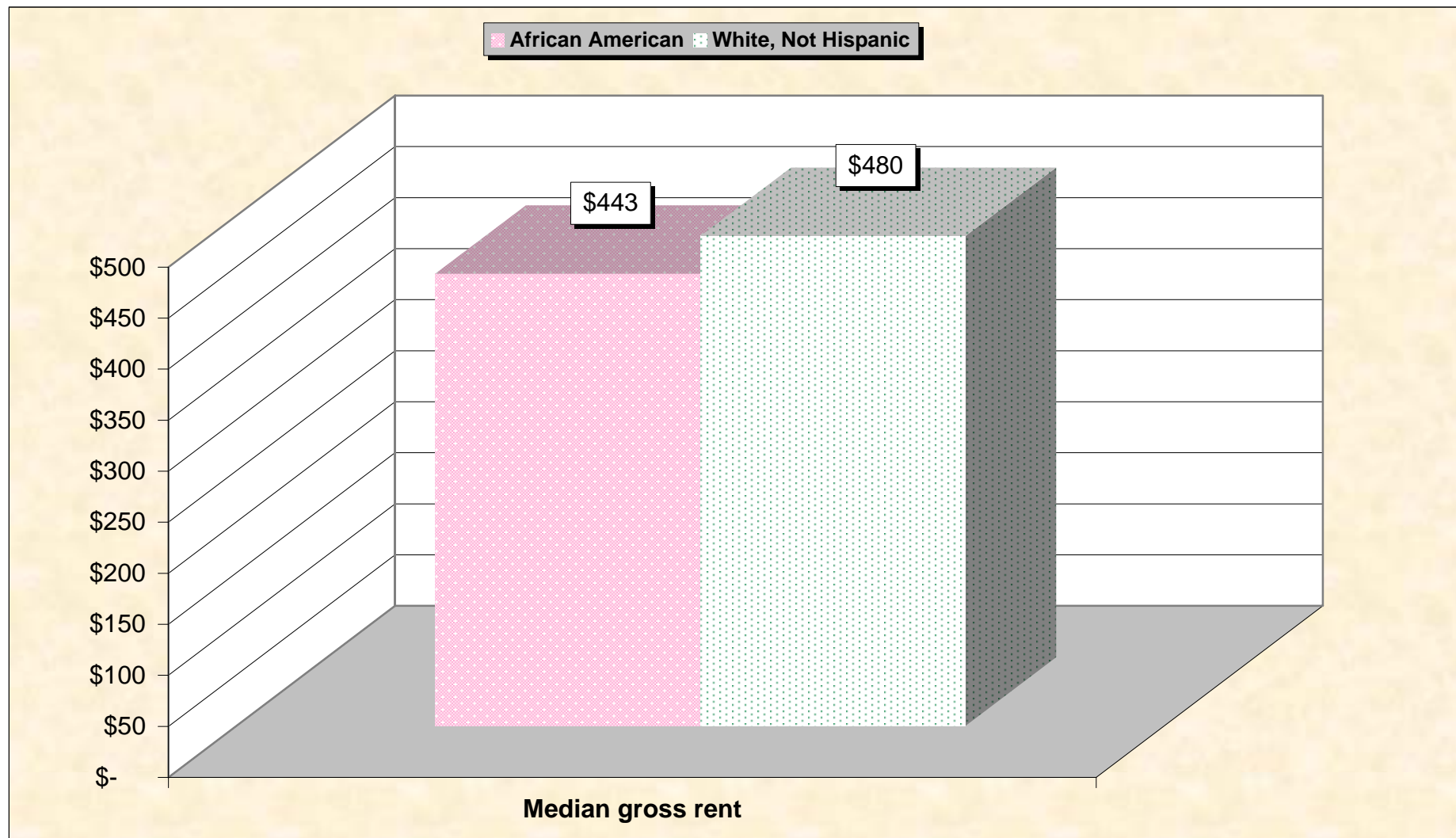
Source: Data Set: Census 2000 Summary File 3 (SF 3) - Sample Data -- HCT34B. PLUMBING FACILITIES (BLACK OR AFRICAN AMERICAN ALONE HOUSEHOLDER) [3] - Universe: Occupied housing units with a householder who is Black or African American alone; HCT34I. PLUMBING FACILITIES (WHITE ALONE, NOT HISPANIC OR LATINO HOUSEHOLDER) [3] - Universe: Occupied housing units with a householder who is White alone, not Hispanic or Latino.

Chart 16 -- Gross Rent as a Percentage of Household Income in 1999
Hickory--Morganton--Lenoir, NC MSA; North Carolina



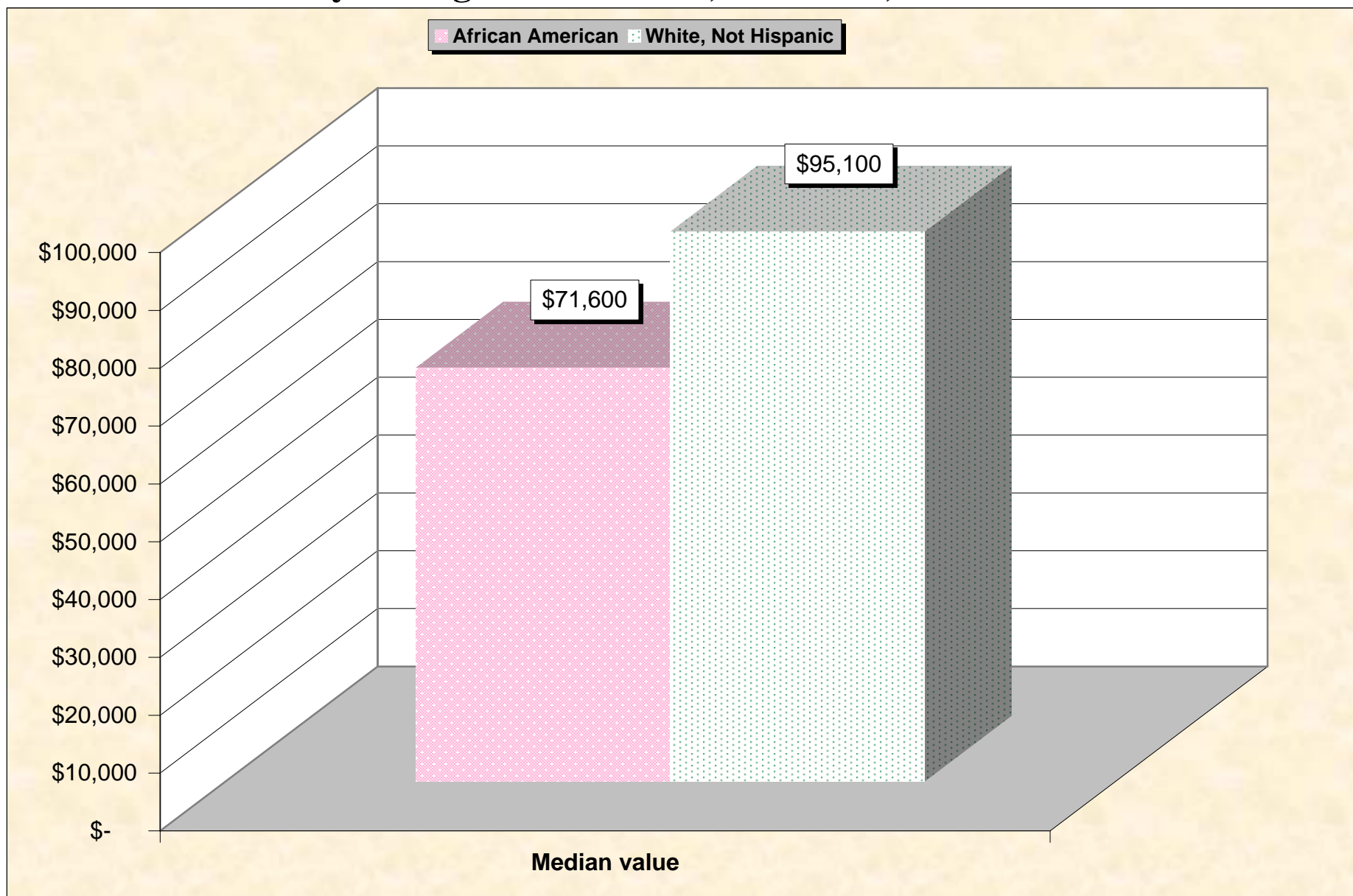
Source: Data Set: Census 2000 Summary File 3 (SF 3) - Sample Data -- HCT39B. GROSS RENT AS A PERCENTAGE OF HOUSEHOLD INCOME IN 1999 (BLACK OR AFRICAN AMERICAN ALONE HOUSEHOLDER) [11] - Universe: Specified renter-occupied housing units with a householder who is Black or African American alone; HCT39I. GROSS RENT AS A PERCENTAGE OF HOUSEHOLD INCOME IN 1999 (WHITE ALONE, NOT HISPANIC OR LATINO HOUSEHOLDER) [11] - Universe: Specified renter-occupied housing units with a householder who is White alone, not Hispanic or Latino.

**Chart 17 -- Median Gross Rent By Household
Hickory--Morganton--Lenoir, NC MSA; North Carolina**



Source: Data Set: Census 2000 Summary File 3 (SF 3) - Sample Data -- HCT37B. MEDIAN GROSS RENT (DOLLARS) (BLACK OR AFRICAN AMERICAN ALONE HOUSEHOLDER) [1] - Universe: Specified renter-occupied housing units paying cash rent with a householder who is Black or African American alone; HCT37I. MEDIAN GROSS RENT (DOLLARS) (WHITE ALONE, NOT HISPANIC OR LATINO HOUSEHOLDER) [1] - Universe: Specified renter-occupied housing units paying cash rent with a householder who is White alone, not Hispanic or Latino

**Chart 18 -- Median Home Value By Household
Hickory--Morganton--Lenoir, NC MSA; North Carolina**



Source: Data Set: Census 2000 Summary File 3 (SF 3) - Sample Data -- HCT42B. MEDIAN VALUE (DOLLARS) (BLACK OR AFRICAN AMERICAN ALONE HOUSEHOLDER) [1] - Universe: Specified owner-occupied housing units with a householder who is Black or African American alone; HCT42I. MEDIAN VALUE (DOLLARS) (WHITE ALONE, NOT HISPANIC OR LATINO HOUSEHOLDER) [1] - Universe: Specified owner-occupied housing units with a householder who is White alone, not Hispanic or Latino

HOUSEHOLDS BY AGE OF HOUSEHOLDER BY HOUSEHOLD TYPE (INCLUDING LIVING ALONE) BY PRESENCE OF OWN CHILDREN UNDER 18 YEARS

source data for Chart 1

	African American Hickory--Morganton-- Lenoir, NC MSA;	White, Not Hispanic Hickory--Morganton-- Lenoir, NC MSA;
Total:	8,480	119,462
Householder 15 to 64 years:	6,968	93,367
Family households:	4,986	70,845
Married-couple family:	2,557	57,566
With own children under 18 years	1,377	27,414
No own children under 18 years	1,180	30,152
Other family:	2,429	13,279
Male householder, no wife present:	369	4,250
With own children under 18 years	183	2592
No own children under 18 years	186	1658
Female householder, no husband present:	2,060	9,029
With own children under 18 years	1,559	6,189
No own children under 18 years	501	2,840
Nonfamily households:	1,982	22,522
Householder living alone	1,626	18,325
Householder not living alone	356	4197
Householder 65 years and over:	1,512	26,095
Family households:	894	14,561
Married-couple family:	392	12138
With own children under 18 years	4	84
No own children under 18 years	388	12054
Other family:	502	2423
Male householder, no wife present:	66	413
With own children under 18 years	0	0
No own children under 18 years	66	413
Female householder, no husband present:	436	2010
With own children under 18 years	3	2
No own children under 18 years	433	2008
Nonfamily households:	618	11534
Householder living alone	596	11281
Householder not living alone	22	253

Source: Data Set: Census 2000 Summary File 3 (SF 3) - Sample Data - P146B. HOUSEHOLDS BY AGE OF HOUSEHOLDER BY HOUSEHOLD TYPE (INCLUDING LIVING ALONE) BY PRESENCE OF OWN CHILDREN UNDER 18 YEARS (BLACK OR AFRICAN AMERICAN ALONE HOUSEHOLDER) [31] - Universe: Households with a householder who is Black or African American alone; P146I. HOUSEHOLDS BY AGE OF HOUSEHOLDER BY HOUSEHOLD TYPE (INCLUDING LIVING ALONE) BY PRESENCE OF OWN CHILDREN UNDER 18 YEARS (WHITE ALONE, NOT HISPANIC OR LATINO HOUSEHOLDER) [31] - Universe: Households with a householder who is White alone, not Hispanic or Latino.

SCHOOL ENROLLMENT BY LEVEL OF SCHOOL BY TYPE OF SCHOOL FOR THE POPULATION 3 YEARS AND OVER

source data for Chart 2

	African American Hickory--Morganton-- Lenoir, NC MSA;	White, Not Hispanic Hickory--Morganton-- Lenoir, NC MSA;
Total:	22,883	283,111
Enrolled in nursery school, preschool:	434	3,771
Public school	305	1,804
Private school	129	1,967
Enrolled in kindergarten:	338	3,798
Public school	338	3,505
Private school	0	293
Enrolled in grade 1 to grade 8:	3,357	30,634
Public school	3,337	29,096
Private school	20	1,538
Enrolled in grade 9 to grade 12:	2,091	14,568
Public school	2,037	13,907
Private school	54	661
Enrolled in college:	950	10,190
Public school	655	7,889
Private school	295	2,301
Not enrolled in school	15,713	220,150

Source: Data Set: Census 2000 Summary File 3 (SF 3) - Sample Data - P146B. HOUSEHOLDS BY AGE OF HOUSEHOLDER BY HOUSEHOLD TYPE (INCLUDING LIVING ALONE) BY PRESENCE OF OWN CHILDREN UNDER 18 YEARS (BLACK OR AFRICAN AMERICAN ALONE HOUSEHOLDER) [31] - Universe: Households with a householder who is Black or African American alone; P146I. HOUSEHOLDS BY AGE OF HOUSEHOLDER BY HOUSEHOLD TYPE (INCLUDING LIVING ALONE) BY PRESENCE OF OWN CHILDREN UNDER 18 YEARS (WHITE ALONE, NOT HISPANIC OR LATINO HOUSEHOLDER) [31] - Universe: Households with a householder who is White alone, not Hispanic or Latino.

SEX BY EDUCATIONAL ATTAINMENT FOR THE POPULATION 25 YEARS AND OVER

source data for Chart 3

	African American Hickory--Morganton-- Lenoir, NC MSA;	White, Not Hispanic Hickory--Morganton-- Lenoir, NC MSA;
Total:	14,039	205,401
Male:	6,566	98,225
Less than 9th grade	652	10,065
9th to 12th grade, no diploma	1,502	18,977
High school graduate (includes equivalency)	2,547	30,787
Some college, no degree	1,201	17,823
Associate degree	240	5,883
Bachelor's degree	336	10,191
Graduate or professional degree	88	4,499
Female:	7,473	107,176
Less than 9th grade	685	9,791
9th to 12th grade, no diploma	1,765	18,799
High school graduate (includes equivalency)	2,569	34,712
Some college, no degree	1,532	20,614
Associate degree	385	8,216
Bachelor's degree	453	10,936
Graduate or professional degree	84	4,108

Source: Data Set: Census 2000 Summary File 3 (SF 3) - Sample Data -- P148B. SEX BY EDUCATIONAL ATTAINMENT FOR THE POPULATION 25 YEARS AND OVER (BLACK OR AFRICAN AMERICAN ALONE) [17] - Universe: Black or African American alone 25 years and over; P148I. SEX BY EDUCATIONAL ATTAINMENT FOR THE POPULATION 25 YEARS AND OVER (WHITE ALONE, NOT HISPANIC OR LATINO) [17] - Universe: White alone, not Hispanic or Latino population 25 years and over.

SEX BY EMPLOYMENT STATUS FOR THE POPULATION 16 YEARS AND OVER

source data for Charts 4 and 5

	African American Hickory--Morganton-- Lenoir, NC MSA;	White, Not Hispanic Hickory--Morganton-- Lenoir, NC MSA;
Total:	17,710	234,573
Male:	8,926	113,276
In labor force:	5,075	85,846
In Armed Forces	23	112
Civilian:	5,052	85,734
Employed	4,739	83,326
Unemployed	313	2,408
Not in labor force	3,851	27,430
Female:	8,784	121,297
In labor force:	5,514	74,654
In Armed Forces	25	0
Civilian:	5,489	74,654
Employed	4,981	72,226
Unemployed	508	2,428
Not in labor force	3,270	46,643

Source: Data Set: Census 2000 Summary File 3 (SF 3) - Sample Data -- P150B. SEX BY EMPLOYMENT STATUS FOR THE POPULATION 16 YEARS AND OVER (BLACK OR AFRICAN AMERICAN ALONE) [15] - Universe: Black or African American alone 16 years and over; P150I. SEX BY EMPLOYMENT STATUS FOR THE POPULATION 16 YEARS AND OVER (WHITE ALONE, NOT HISPANIC OR LATINO) [15] - Universe: White alone, not Hispanic or Latino population 16 years and over

HOUSEHOLD INCOME IN 1999

source data for Chart 6

	African American Hickory--Morganton-- Lenoir, NC MSA;	White, Not Hispanic Hickory--Morganton-- Lenoir, NC MSA;
Total:	8480	119462
Less than \$10,000	1461	10337
\$10,000 to \$14,999	795	7376
\$15,000 to \$19,999	815	8218
\$20,000 to \$24,999	713	8867
\$25,000 to \$29,999	831	9357
\$30,000 to \$34,999	603	8823
\$35,000 to \$39,999	638	8312
\$40,000 to \$44,999	563	7887
\$45,000 to \$49,999	375	7074
\$50,000 to \$59,999	630	13084
\$60,000 to \$74,999	597	12497
\$75,000 to \$99,999	265	9546
\$100,000 to \$124,999	87	3707
\$125,000 to \$149,999	52	1615
\$150,000 to \$199,999	14	1245
\$200,000 or more	41	1517

Source: Data Set: Census 2000 Summary File 3 (SF 3) - Sample Data -- P151B. HOUSEHOLD INCOME IN 1999 (BLACK OR AFRICAN AMERICAN ALONE HOUSEHOLDER) [17] - Universe: Households with a householder who is Black or African American alone; P151I. HOUSEHOLD INCOME IN 1999 (WHITE ALONE, NOT HISPANIC OR LATINO HOUSEHOLDER) [17] - Universe: Households with a householder who is White alone, not Hispanic or Latino

MEDIAN FAMILY INCOME IN 1999

source data for Chart 7

	African American Hickory--Morganton-- -Lenoir, NC MSA;	White, Not Hispanic Hickory--Morganton-- Lenoir, NC MSA;
Median family income in 1999	\$ 30,441	\$ 46,065

Source: Data Set: Census 2000 Summary File 3 (SF 3) - Sample Data -- P155B. MEDIAN FAMILY INCOME IN 1999 (DOLLARS) (BLACK OR AFRICAN AMERICAN ALONE HOUSEHOLDER) [1] - Universe: Families with a householder who is Black or African American alone ; P155I. MEDIAN FAMILY INCOME IN 1999 (DOLLARS) (WHITE ALONE, NOT HISPANIC OR LATINO HOUSEHOLDER) [1] - Universe: Families with a householder who is White alone, not Hispanic or Latino

PER CAPITA INCOME IN 1999

source data for Chart 8

	African American Hickory--Morganton-- Lenoir, NC MSA;	White, Not Hispanic Hickory--Morganton-- Lenoir, NC MSA;
Per capita income in 1999	\$ 12,236	\$ 19,916

Source: Data Set: Census 2000 Summary File 3 (SF 3) - Sample Data -- P157B. PER CAPITA INCOME IN 1999 (DOLLARS) (BLACK OR AFRICAN AMERICAN ALONE) [1] - Universe: Black or African American alone; P157I. PER CAPITA INCOME IN 1999 (DOLLARS) (WHITE ALONE, NOT HISPANIC OR LATINO) [1] - Universe: White alone, not Hispanic or Latino population

POVERTY STATUS IN 1999 BY AGE

source data for Chart 9

	African American Hickory--Morganton-- Lenoir, NC MSA;	White, Not Hispanic Hickory--Morganton-- Lenoir, NC MSA;
Total:	22,100	288,523
Income in 1999 below poverty level:	4,587	23,576
Under 5 years	633	1,899
5 years	116	333
6 to 11 years	653	2,556
12 to 17 years	519	2,001
18 to 64 years	2,179	12,650
65 to 74 years	227	1,662
75 years and over	260	2,475
Income in 1999 at or above poverty level:	17,513	264,947
Under 5 years	1,098	15,132
5 years	222	3,129
6 to 11 years	1,820	19,908
12 to 17 years	1,669	19,949
18 to 64 years	11,082	172,145
65 to 74 years	926	21,128
75 years and over	696	13,556

Source: Data Set: Census 2000 Summary File 3 (SF 3) - Sample Data -- P159B. POVERTY STATUS IN 1999 BY AGE (BLACK OR AFRICAN AMERICAN ALONE) [17] - Universe: Black or African American alone for whom poverty status is determined;P159I. POVERTY STATUS IN 1999 BY AGE (WHITE ALONE, NOT HISPANIC OR LATINO) [17] - Universe: White alone, not Hispanic or Latino population for whom poverty status is determined.

MEDIAN EARNINGS IN 1999

source data for Chart 10

	African American Hickory--Morganton-- Lenoir, NC MSA;	White, Not Hispanic Hickory--Morganton-- Lenoir, NC MSA;
Median earnings in 1999 --		
Worked full-time, year-round in 1999 --		
Total	\$ 22,949	\$ 26,977
Male	\$ 25,667	\$ 30,713
Female	\$ 20,836	\$ 22,689
Other --		
Total	\$ 8,967	\$ 10,746
Male	\$ 8,022	\$ 11,958
Female	\$ 9,539	\$ 9,988

Source: Data Set: Census 2000 Summary File 3 (SF 3) - Sample Data -- PCT74B. MEDIAN EARNINGS IN 1999 (DOLLARS) BY WORK EXPERIENCE IN 1999 BY SEX FOR THE POPULATION 16 YEARS AND OVER WITH EARNINGS (BLACK OR AFRICAN AMERICAN ALONE) [6] - Universe: Black or African American alone 16 years and over with earnings in 1999; PCT74I. MEDIAN EARNINGS IN 1999 (DOLLARS) BY WORK EXPERIENCE IN 1999 BY SEX FOR THE POPULATION 16 YEARS AND OVER WITH EARNINGS (WHITE ALONE, NOT HISPANIC OR LATINO) [6] - Universe: White alone, not Hispanic or Latino population 16 years and over with earnings in 1999

TENURE BY RACE OF HOUSEHOLDER

source data for Chart 11

	Hickory--Morganton-- Lenoir, NC MSA;
Total:	133,966
Owner occupied:	99,523
Householder who is White alone	92,961
Householder who is Black or African American alone	4673
Householder who is American Indian and Alaska Native alone	230
Householder who is Asian alone	822
Householder who is Native Hawaiian and Other Pacific Islander alone	0
Householder who is Some other race alone	427
Householder who is Two or more races	410
Renter occupied:	34,443
Householder who is White alone	28,349
Householder who is Black or African American alone	3561
Householder who is American Indian and Alaska Native alone	181
Householder who is Asian alone	630
Householder who is Native Hawaiian and Other Pacific Islander alone	12
Householder who is Some other race alone	1227
Householder who is Two or more races	483

White alone, not Hispanic

		White, Not Hispanic Hickory--Morganton-- Lenoir, NC MSA;
Total:		120,031
Owner occupied		92,652
Renter occupied		27,379

Source: Data Set: Census 2000 Summary File 3 (SF 3) - Sample Data -- H11. TENURE BY RACE OF HOUSEHOLDER [17] - Universe: Occupied housing units; H13. TENURE (WHITE ALONE, NOT HISPANIC OR LATINO HOUSEHOLDER) [3] - Universe: Occupied housing units with a householder who is White alone, not Hispanic or Latino.

OCCUPANTS PER ROOM

source data for Chart 12

	African American Hickory--Morganton-- Lenoir, NC MSA;	White, Not Hispanic Hickory--Morganton-- Lenoir, NC MSA;
Total:	8,234	120,031
1.00 or less occupants per room	7,742	118,000
1.01 or more occupants per room	492	2,031

Source: Data Set: Census 2000 Summary File 3 (SF 3) - Sample Data -- HCT29B. OCCUPANTS PER ROOM (BLACK OR AFRICAN AMERICAN ALONE HOUSEHOLDER) [3] - Universe: Occupied housing units with a householder who is Black or African American alone; HCT29I. OCCUPANTS PER ROOM (WHITE ALONE, NOT HISPANIC OR LATINO HOUSEHOLDER) [3] - Universe: Occupied housing units with a householder who is White alone, not Hispanic or Latino

TELEPHONE SERVICE AVAILABLE

source data for Chart 13

	African American Hickory--Morganton-- Lenoir, NC MSA;	White, Not Hispanic Hickory--Morganton-- Lenoir, NC MSA;
Total:	8,234	120,031
With telephone service available	7,599	115,727
No telephone service available	635	4,304

Source: Data Set: Census 2000 Summary File 3 (SF 3) - Sample Data -- HCT32B. TELEPHONE SERVICE AVAILABLE (BLACK OR AFRICAN AMERICAN ALONE HOUSEHOLDER) [3] - Universe: Occupied housing units with a householder who is Black or African American alone; HCT32I. TELEPHONE SERVICE AVAILABLE (WHITE ALONE, NOT HISPANIC OR LATINO HOUSEHOLDER) [3] - Universe: Occupied housing units with a householder who is White alone, not Hispanic or Latino

VEHICLES AVAILABLE

source data for Chart 14

	African American Hickory--Morganton-- Lenoir, NC MSA;	White, Not Hispanic Hickory--Morganton-- Lenoir, NC MSA;
Total:	8,234	120,031
No vehicle available	1,396	6,422
1 or more vehicles available	6,838	113,609

Source: Data Set: Census 2000 Summary File 3 (SF 3) - Sample Data -- HCT33B. VEHICLES AVAILABLE (BLACK OR AFRICAN AMERICAN ALONE HOUSEHOLDER) [3] - Universe: Occupied housing units with a householder who is Black or African American alone;; HCT33I. VEHICLES AVAILABLE (WHITE ALONE, NOT HISPANIC OR LATINO HOUSEHOLDER) [3] - Universe: Occupied housing units with a householder who is White alone, not Hispanic or Latino

PLUMBING FACILITIES

source data for Chart 15

	African American Hickory--Morganton-- Lenoir, NC MSA;	White, Not Hispanic Hickory--Morganton-- Lenoir, NC MSA;
Total:	8,234	120,031
Complete plumbing facilities	8,168	119,522
Lacking complete plumbing facilities	66	509

Source: Data Set: Census 2000 Summary File 3 (SF 3) - Sample Data -- HCT34B. PLUMBING FACILITIES (BLACK OR AFRICAN AMERICAN ALONE HOUSEHOLDER) [3] - Universe: Occupied housing units with a householder who is Black or African American alone; HCT34I. PLUMBING FACILITIES (WHITE ALONE, NOT HISPANIC OR LATINO HOUSEHOLDER) [3] - Universe: Occupied housing units with a householder who is White alone, not Hispanic or Latino.

GROSS RENT AS A PERCENTAGE OF HOUSEHOLD INCOME IN 1999

source data for Chart 16

	African American Hickory--Morganton-- Lenoir, NC MSA;	White, Not Hispanic Hickory--Morganton-- Lenoir, NC MSA;
Total:	3,548	26,708
Less than 10 percent	281	2,245
10 to 14 percent	447	4,319
15 to 19 percent	461	4,150
20 to 24 percent	480	3,727
25 to 29 percent	308	2,206
30 to 34 percent	202	1,569
35 to 39 percent	206	991
40 to 49 percent	200	1,540
50 percent or more	557	2,809
Not computed	406	3,152

Source: Data Set: Census 2000 Summary File 3 (SF 3) - Sample Data -- HCT39B. GROSS RENT AS A PERCENTAGE OF HOUSEHOLD INCOME IN 1999 (BLACK OR AFRICAN AMERICAN ALONE HOUSEHOLDER) [11] - Universe: Specified renter-occupied housing units with a householder who is Black or African American alone; HCT39I. GROSS RENT AS A PERCENTAGE OF HOUSEHOLD INCOME IN 1999 (WHITE ALONE, NOT HISPANIC OR LATINO HOUSEHOLDER) [11] - Universe: Specified renter-occupied housing units with a householder who is White alone, not Hispanic or Latino.

MEDIAN GROSS RENT

source data for Chart 17

	African American Hickory--Morganton-- Lenoir, NC MSA;	White, Not Hispanic Hickory--Morganton-- Lenoir, NC MSA;
Median gross rent	\$ 443	\$ 480

Source: Data Set: Census 2000 Summary File 3 (SF 3) - Sample Data -- HCT37B. MEDIAN GROSS RENT (DOLLARS) (BLACK OR AFRICAN AMERICAN ALONE HOUSEHOLDER) [1] - Universe: Specified renter-occupied housing units paying cash rent with a householder who is Black or African American alone; HCT37I. MEDIAN GROSS RENT (DOLLARS) (WHITE ALONE, NOT HISPANIC OR LATINO HOUSEHOLDER) [1] - Universe: Specified renter-occupied housing units paying cash rent with a householder who is White alone, not Hispanic or Latino

MEDIAN HOME VALUE

source data for Chart 18

	African American Hickory--Morganton-- Lenoir, NC MSA;	White, Not Hispanic Hickory--Morganton-- Lenoir, NC MSA;
Median value	\$ 71,600	\$ 95,100

Source: Data Set: Census 2000 Summary File 3 (SF 3) - Sample Data -- HCT42B. MEDIAN VALUE (DOLLARS) (BLACK OR AFRICAN AMERICAN ALONE HOUSEHOLDER) [1] - Universe: Specified owner-occupied housing units with a householder who is Black or African American alone; HCT42I. MEDIAN VALUE (DOLLARS) (WHITE ALONE, NOT HISPANIC OR LATINO HOUSEHOLDER) [1] - Universe: Specified owner-occupied housing units with a householder who is White alone, not Hispanic or Latino