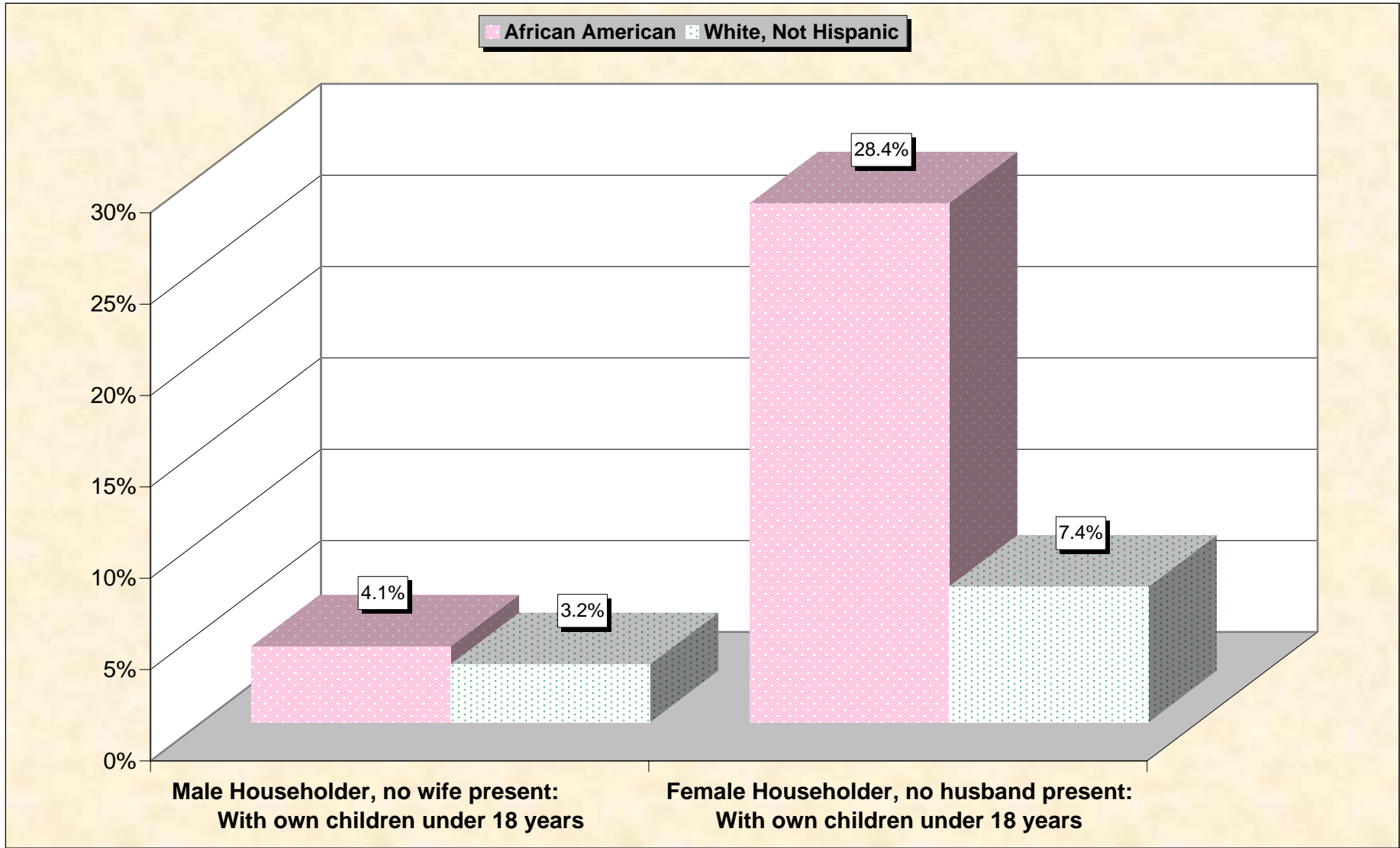


# **Selected Socio-Economic Data**

**Goldsboro, NC MSA; North Carolina**  
**African American and White, Not Hispanic**

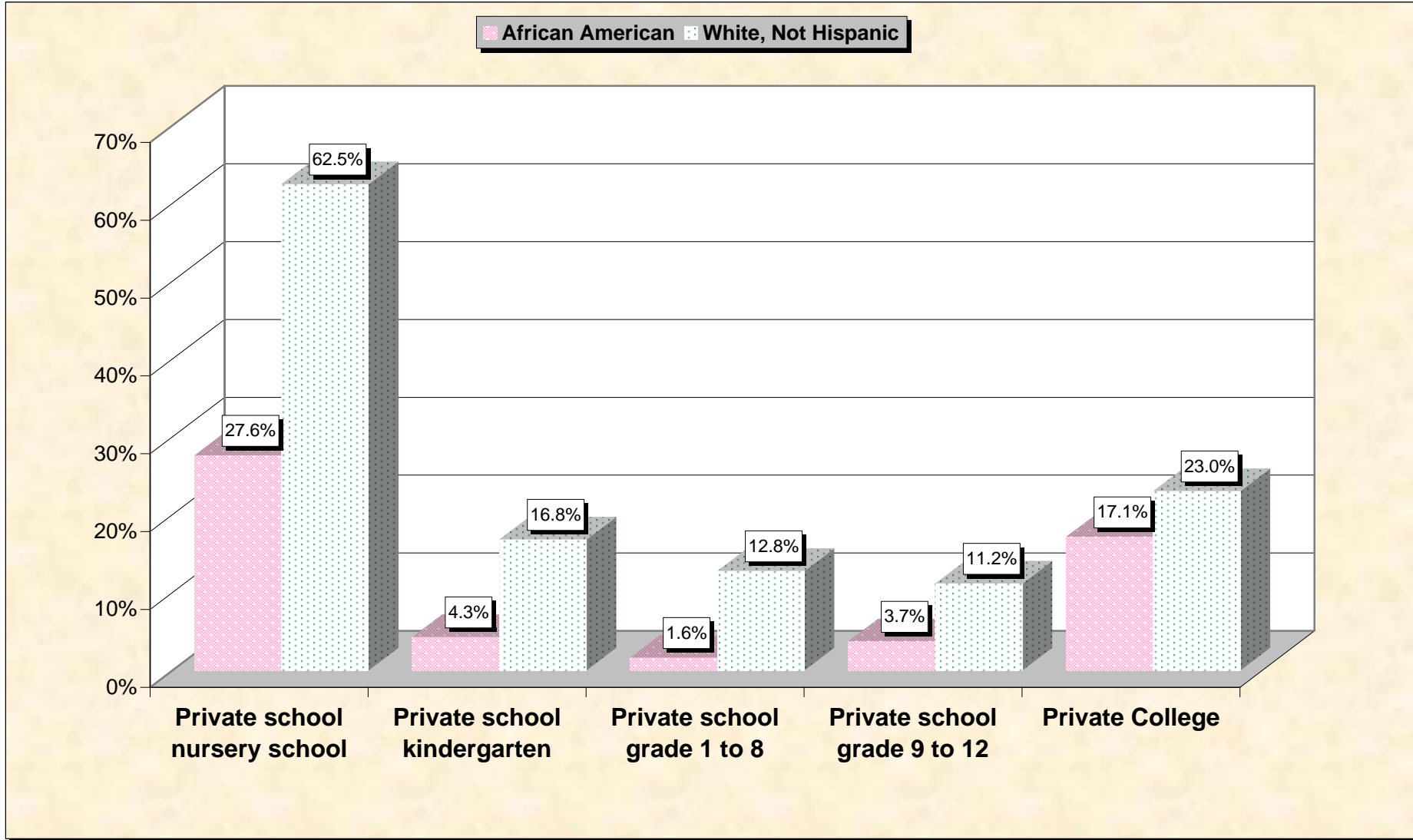
**Data Set: Census 2000 Summary File 3 (SF 3) - Sample Data**

# Chart 1 -- Single-Parent Family Households (Householder 15 to 64 years) Goldsboro, NC MSA; North Carolina



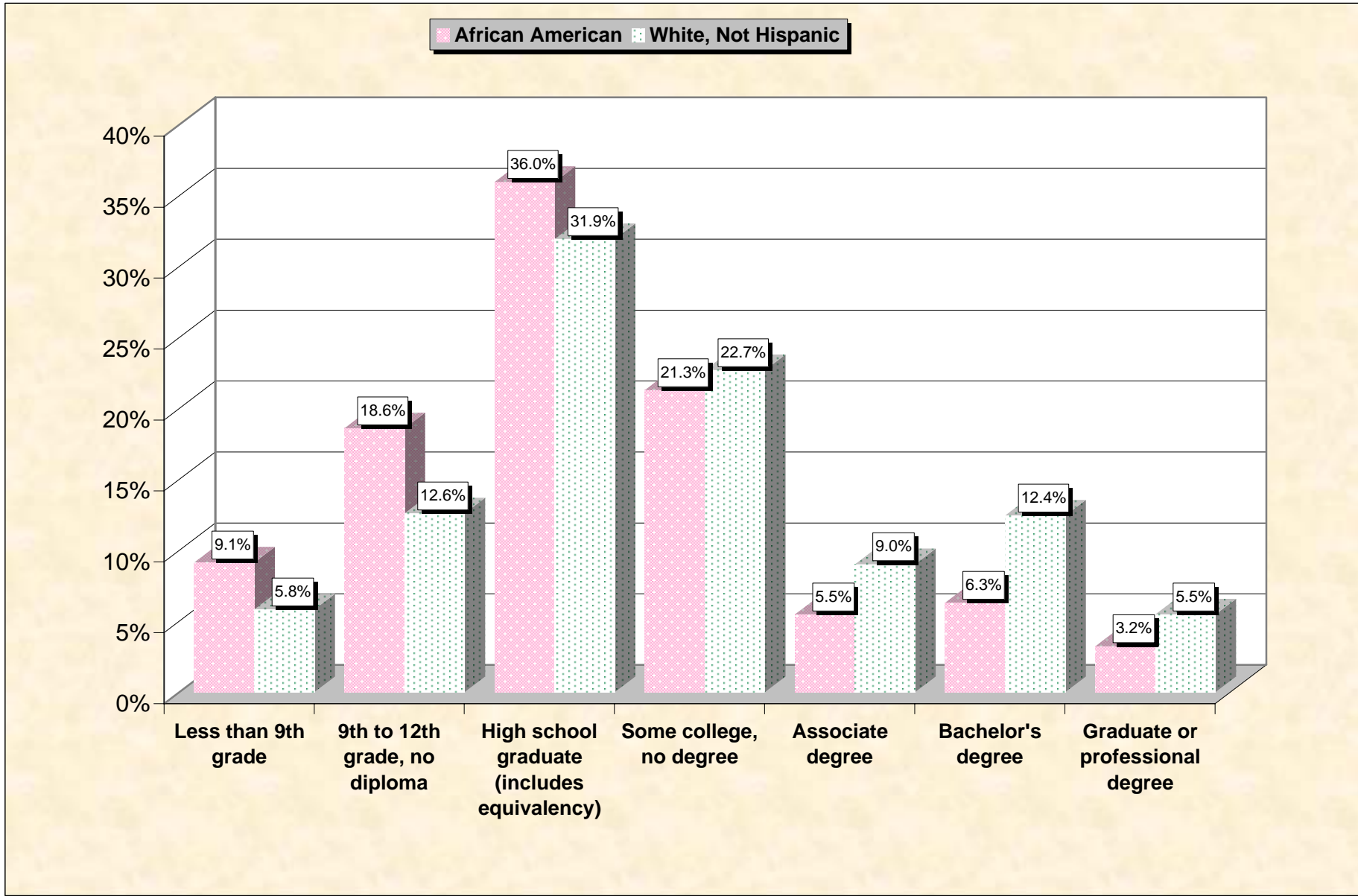
Source: Data Set: Census 2000 Summary File 3 (SF 3) - Sample Data - P146B. HOUSEHOLDS BY AGE OF HOUSEHOLDER BY HOUSEHOLD TYPE (INCLUDING LIVING ALONE) BY PRESENCE OF OWN CHILDREN UNDER 18 YEARS (BLACK OR AFRICAN AMERICAN ALONE HOUSEHOLDER) [31] - Universe: Households with a householder who is Black or African American alone; P146I. HOUSEHOLDS BY AGE OF HOUSEHOLDER BY HOUSEHOLD TYPE (INCLUDING LIVING ALONE) BY PRESENCE OF OWN CHILDREN UNDER 18 YEARS (WHITE ALONE, NOT HISPANIC OR LATINO HOUSEHOLDER) [31] - Universe: Households with a householder who is White alone, not Hispanic or Latino.

## Chart 2 -- Private School Enrollment (3 years and over) Goldsboro, NC MSA; North Carolina



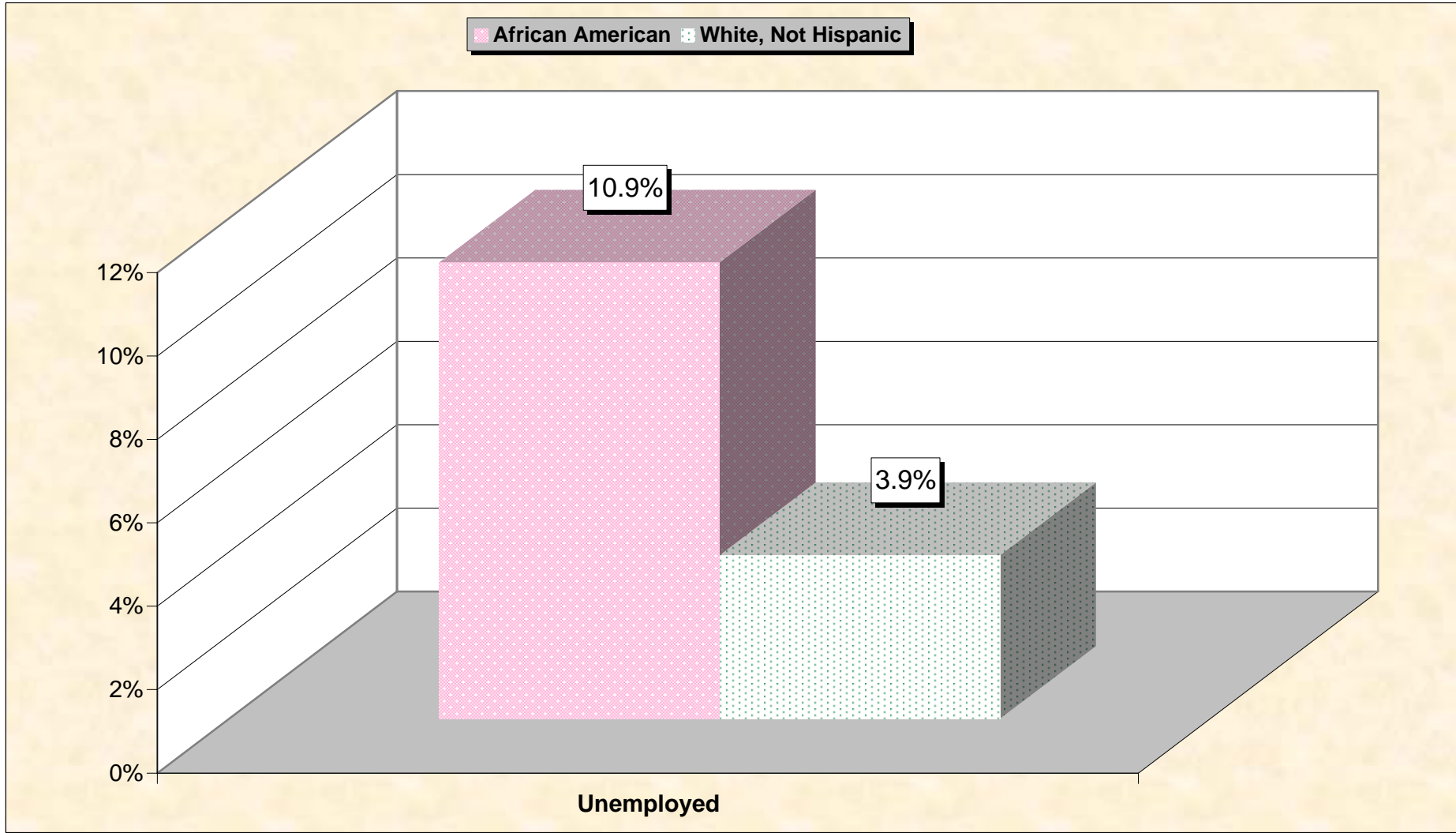
Source: Data Set: Census 2000 Summary File 3 (SF 3) - Sample Data -- P147B. SCHOOL ENROLLMENT BY LEVEL OF SCHOOL BY TYPE OF SCHOOL FOR THE POPULATION 3 YEARS AND OVER (BLACK OR AFRICAN AMERICAN ALONE) [17] - Universe: Black or African American alone 3 years and over; P147I. SCHOOL ENROLLMENT BY LEVEL OF SCHOOL BY TYPE OF SCHOOL FOR THE POPULATION 3 YEARS AND OVER (WHITE ALONE, NOT HISPANIC OR LATINO) [17] - Universe: White alone, not Hispanic or Latino population 3 years and over.

# Chart 3 -- Educational Attainment (25 years and over) Goldsboro, NC MSA; North Carolina



Source: Data Set: Census 2000 Summary File 3 (SF 3) - Sample Data -- P148B. SEX BY EDUCATIONAL ATTAINMENT FOR THE POPULATION 25 YEARS AND OVER (BLACK OR AFRICAN AMERICAN ALONE) [17] - Universe: Black or African American alone 25 years and over; P148I. SEX BY EDUCATIONAL ATTAINMENT FOR THE POPULATION 25 YEARS AND OVER (WHITE ALONE, NOT HISPANIC OR LATINO) [17] - Universe: White alone, not Hispanic or Latino population 25 years and over.

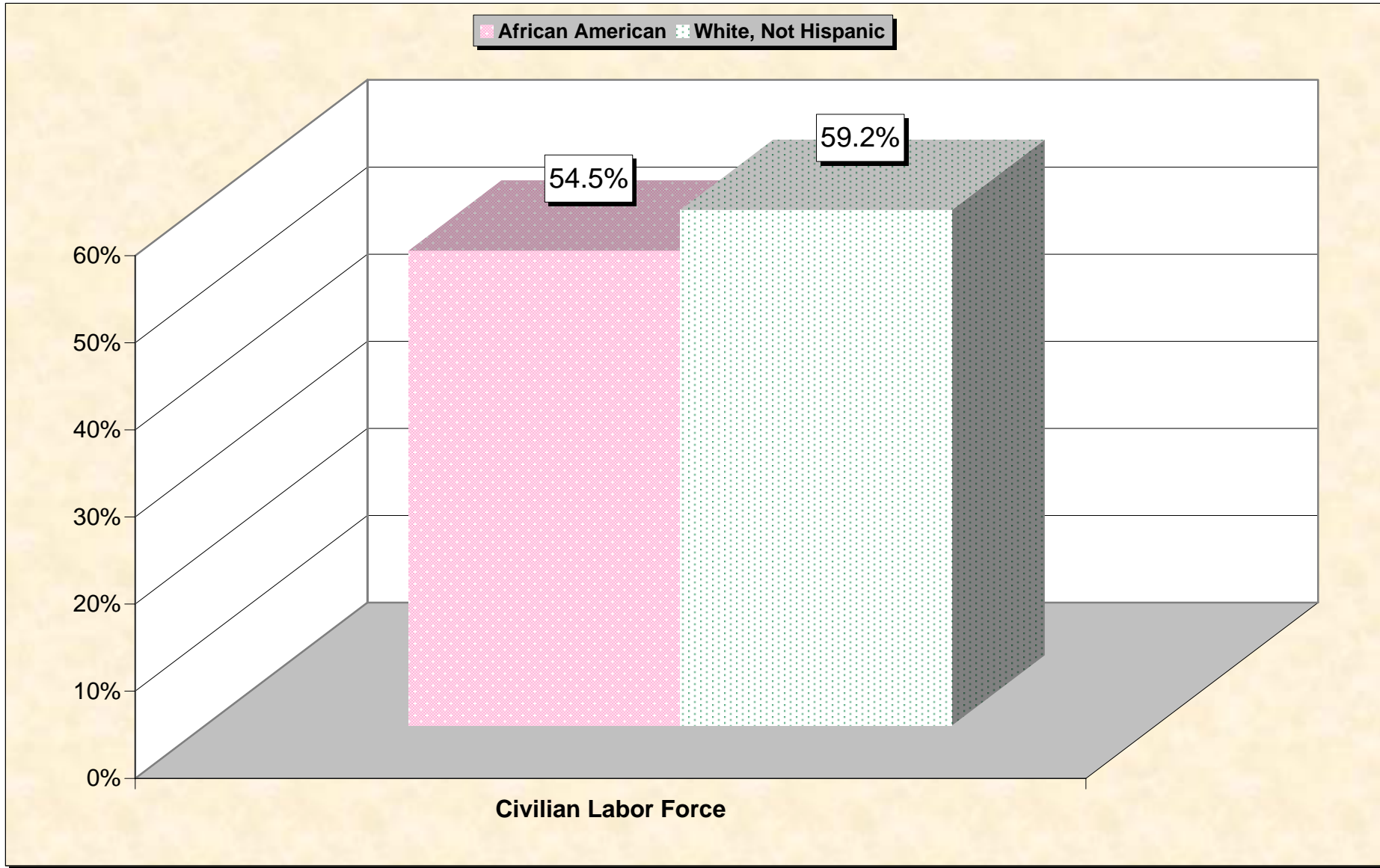
# Chart 4 -- Unemployment Rate (Civilian Labor Force) Goldsboro, NC MSA; North Carolina



**Note:** Unemployment rate is defined as a percentage of the civilian labor force.

Source: Data Set: Census 2000 Summary File 3 (SF 3) - Sample Data -- P150B. SEX BY EMPLOYMENT STATUS FOR THE POPULATION 16 YEARS AND OVER (BLACK OR AFRICAN AMERICAN ALONE) [15] - Universe: Black or African American alone 16 years and over; P150I. SEX BY EMPLOYMENT STATUS FOR THE POPULATION 16 YEARS AND OVER (WHITE ALONE, NOT HISPANIC OR LATINO) [15] - Universe: White alone, not Hispanic or Latino population 16 years and over

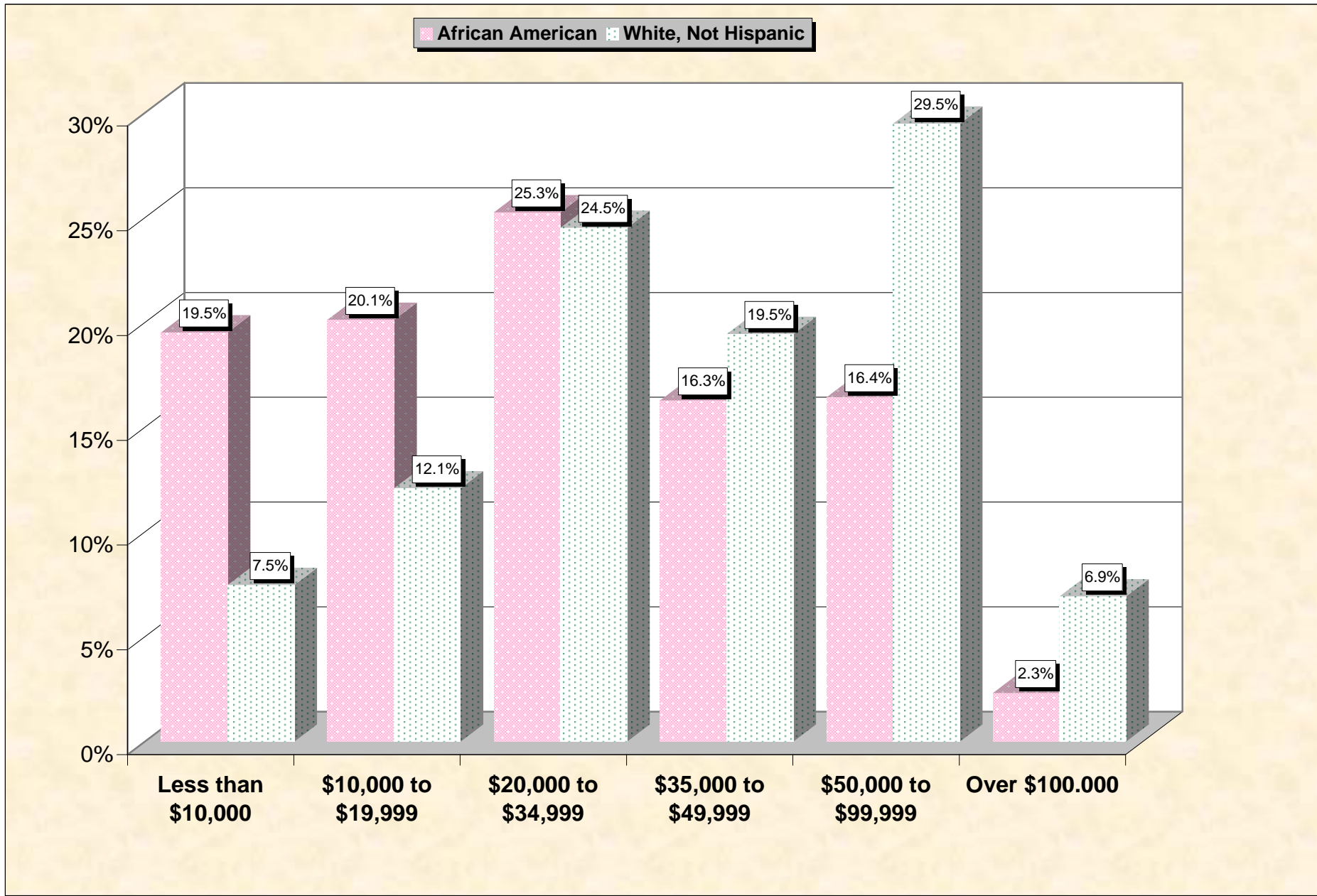
# Chart 5 -- Labor Force Participation (Civilian Labor Force) Goldsboro, NC MSA; North Carolina



**Note:** Labor force participation rate is defined as a percentage of the civilian population over 16.

Source: Data Set: Census 2000 Summary File 3 (SF 3) - Sample Data -- P150B. SEX BY EMPLOYMENT STATUS FOR THE POPULATION 16 YEARS AND OVER (BLACK OR AFRICAN AMERICAN ALONE) [15] - Universe: Black or African American alone 16 years and over; P150I. SEX BY EMPLOYMENT STATUS FOR THE POPULATION 16 YEARS AND OVER (WHITE ALONE, NOT HISPANIC OR LATINO) [15] - Universe: White alone, not Hispanic or Latino population 16 years and over

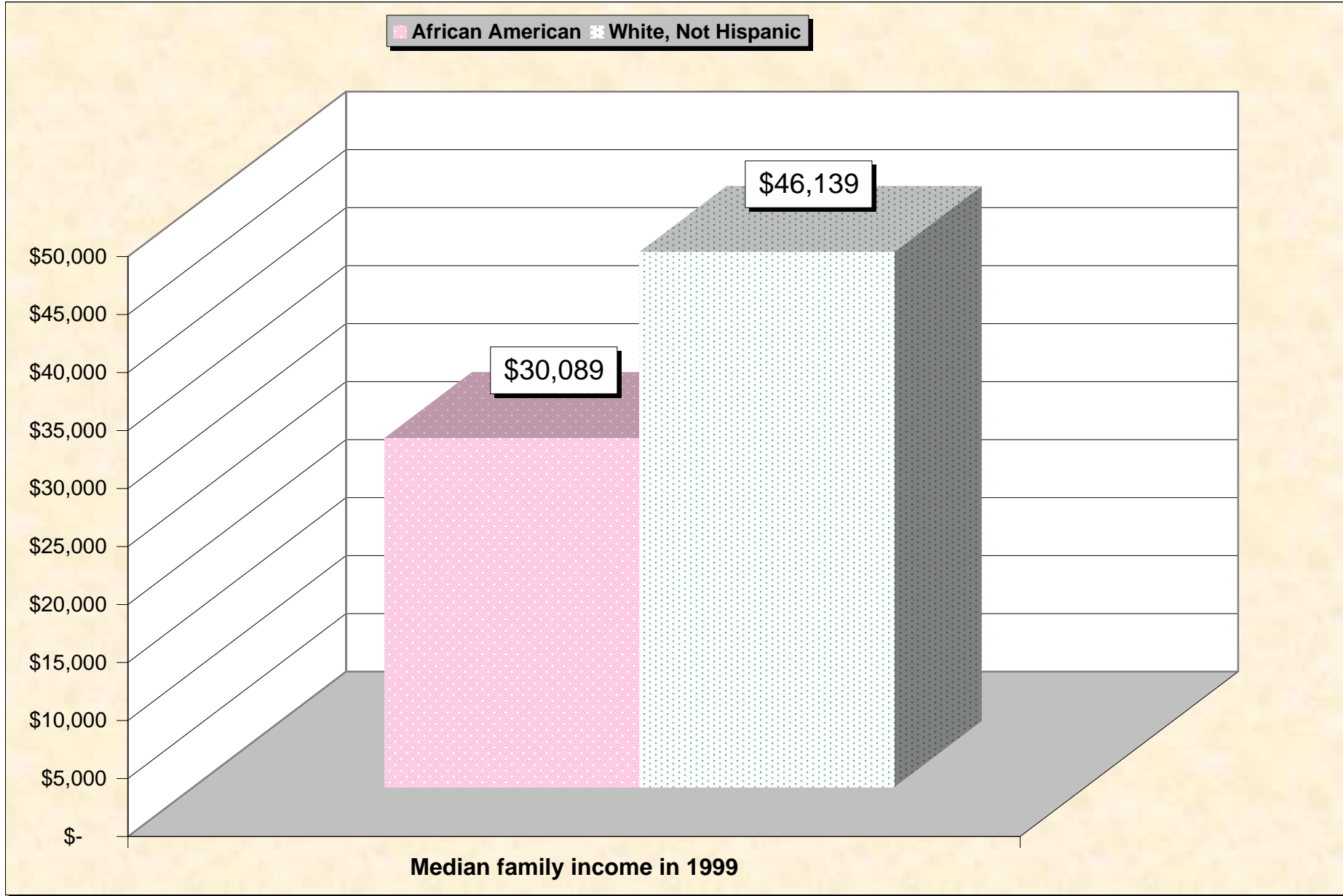
# Chart 6 -- Household Income in 1999 Goldsboro, NC MSA; North Carolina



Source: Data Set: Census 2000 Summary File 3 (SF 3) - Sample Data -- P151B. HOUSEHOLD INCOME IN 1999 (BLACK OR AFRICAN AMERICAN ALONE HOUSEHOLDER) [17] - Universe: Households with a householder who is Black or African American alone; P151I. HOUSEHOLD INCOME IN 1999 (WHITE ALONE, NOT HISPANIC OR LATINO HOUSEHOLDER) [17] - Universe: Households with a householder who is White alone, not Hispanic or Latino

# Chart 7 -- Median Family Income In 1999

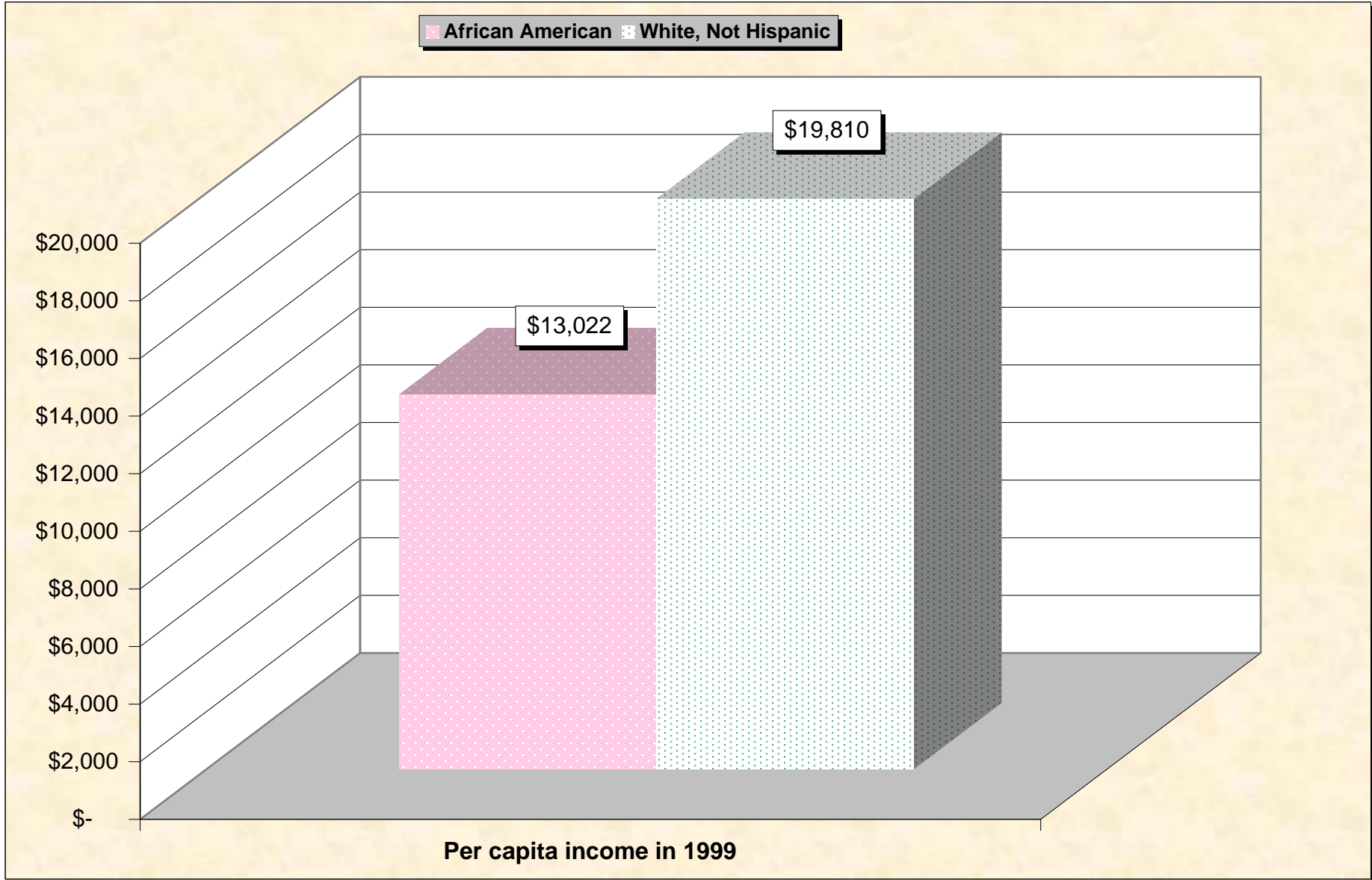
## Goldsboro, NC MSA; North Carolina



Source: Data Set: Census 2000 Summary File 3 (SF 3) - Sample Data -- P155B. MEDIAN FAMILY INCOME IN 1999 (DOLLARS) (BLACK OR AFRICAN AMERICAN ALONE HOUSEHOLDER) [1] - Universe: Families with a householder who is Black or African American alone ; P155I. MEDIAN FAMILY INCOME IN 1999 (DOLLARS) (WHITE ALONE, NOT HISPANIC OR LATINO HOUSEHOLDER) [1] - Universe: Families with a householder who is White alone, not Hispanic or Latino

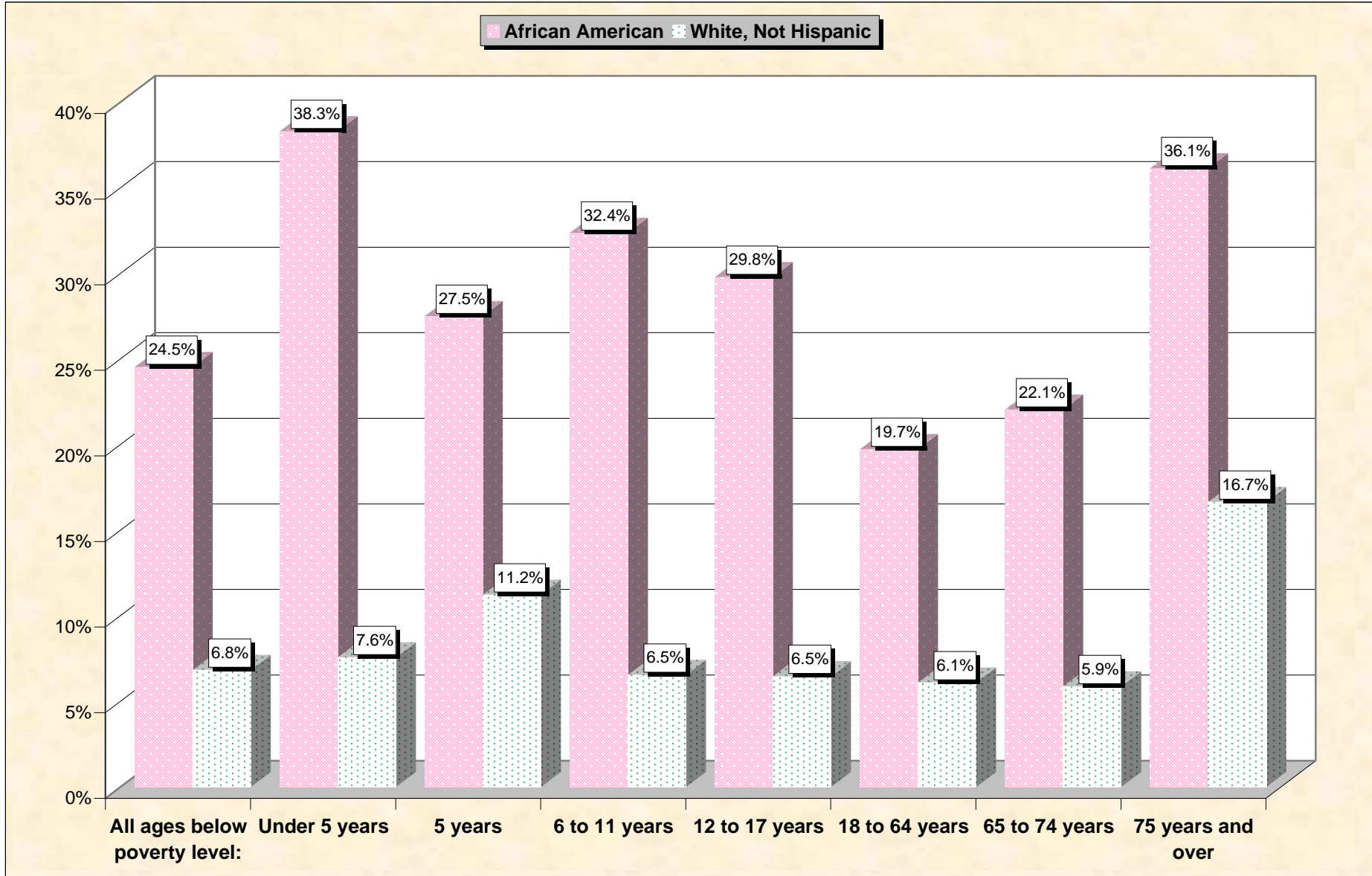


# Chart 8 -- Per Capita Income In 1999 Goldsboro, NC MSA; North Carolina



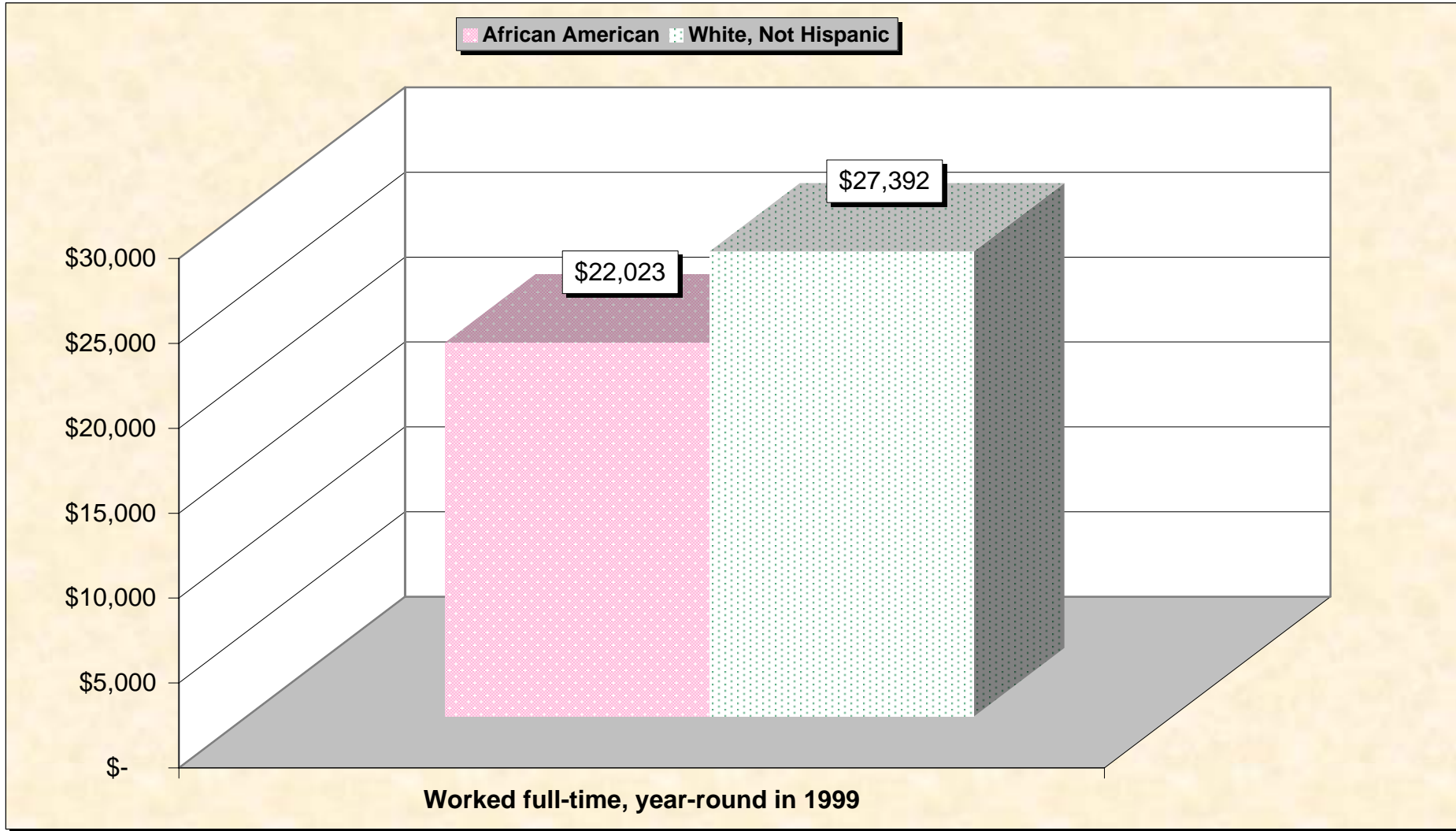
Source: Data Set: Census 2000 Summary File 3 (SF 3) - Sample Data -- P157B. PER CAPITA INCOME IN 1999 (DOLLARS) (BLACK OR AFRICAN AMERICAN ALONE) [1] - Universe: Black or African American alone; P157I. PER CAPITA INCOME IN 1999 (DOLLARS) (WHITE ALONE, NOT HISPANIC OR LATINO) [1] - Universe: White alone, not Hispanic or Latino population

## Chart 9 -- Income in 1999 Below Poverty Level by Age Goldsboro, NC MSA; North Carolina



Source: Data Set: Census 2000 Summary File 3 (SF 3) - Sample Data -- P159B. POVERTY STATUS IN 1999 BY AGE (BLACK OR AFRICAN AMERICAN ALONE) [17] - Universe: Black or African American alone for whom poverty status is determined;P159I. POVERTY STATUS IN 1999 BY AGE (WHITE ALONE, NOT HISPANIC OR LATINO) [17] - Universe: White alone, not Hispanic or Latino population for whom poverty status is determined.

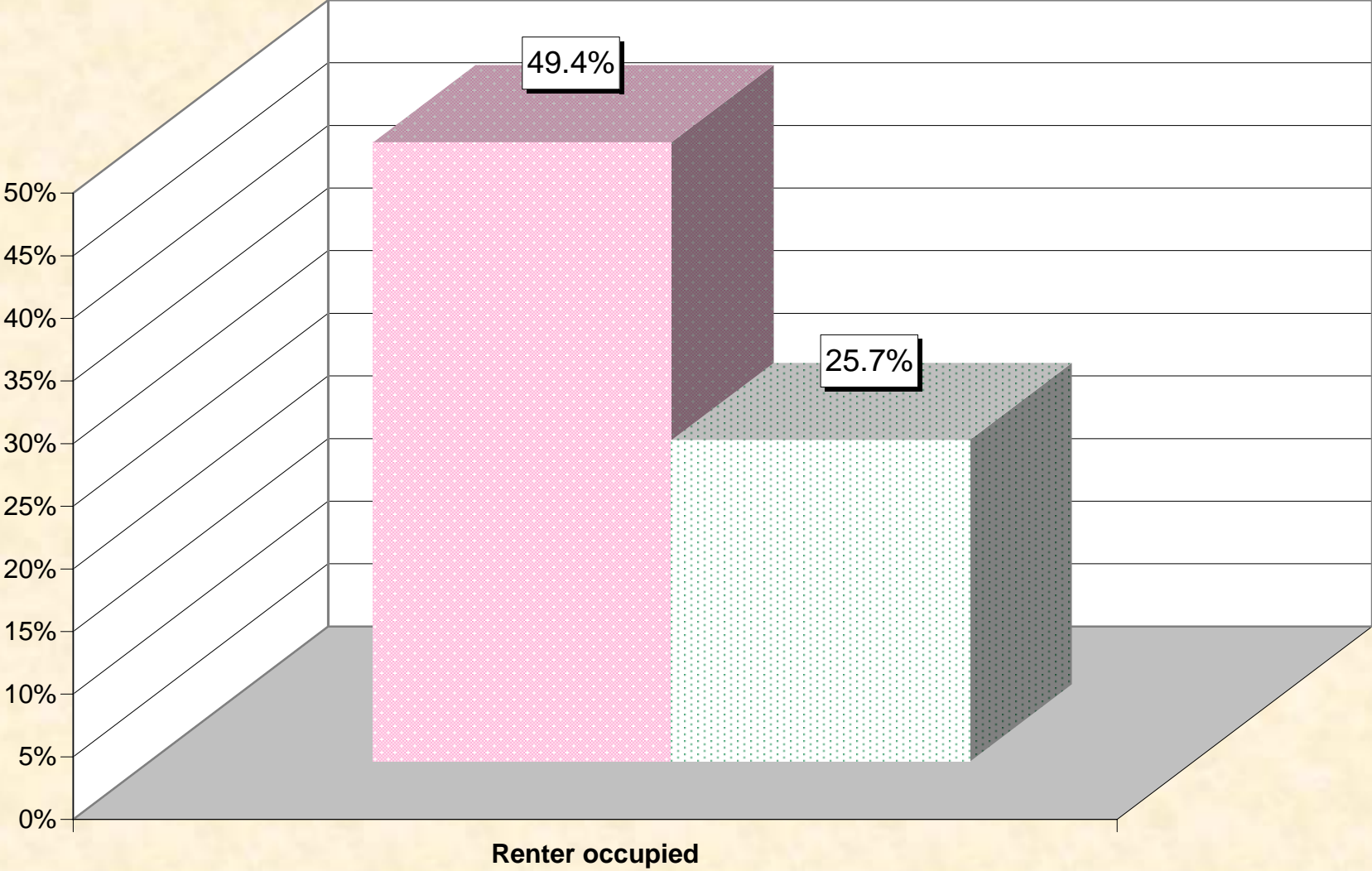
# Chart 10 -- Median Earnings in 1999 Goldsboro, NC MSA; North Carolina



Source: Data Set: Census 2000 Summary File 3 (SF 3) - Sample Data -- PCT74B. MEDIAN EARNINGS IN 1999 (DOLLARS) BY WORK EXPERIENCE IN 1999 BY SEX FOR THE POPULATION 16 YEARS AND OVER WITH EARNINGS (BLACK OR AFRICAN AMERICAN ALONE) [6] - Universe: Black or African American alone 16 years and over with earnings in 1999; PCT74I. MEDIAN EARNINGS IN 1999 (DOLLARS) BY WORK EXPERIENCE IN 1999 BY SEX FOR THE POPULATION 16 YEARS AND OVER WITH EARNINGS (WHITE ALONE, NOT HISPANIC OR LATINO) [6] - Universe: White alone, not Hispanic or Latino population 16 years and over with earnings in 1999

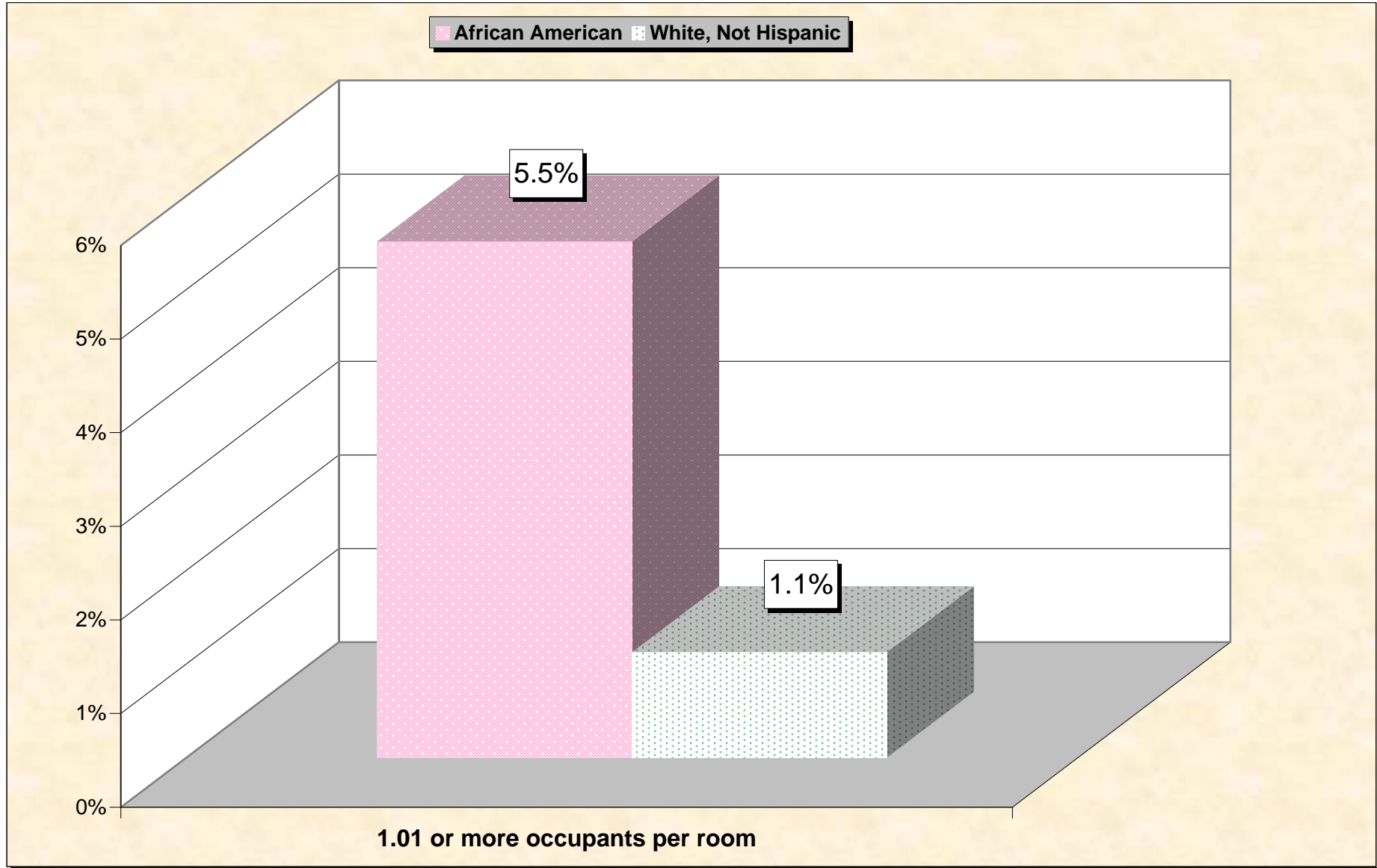
# Chart 11 -- Renter-Occupied Housing Goldsboro, NC MSA; North Carolina

African American White, Not Hispanic



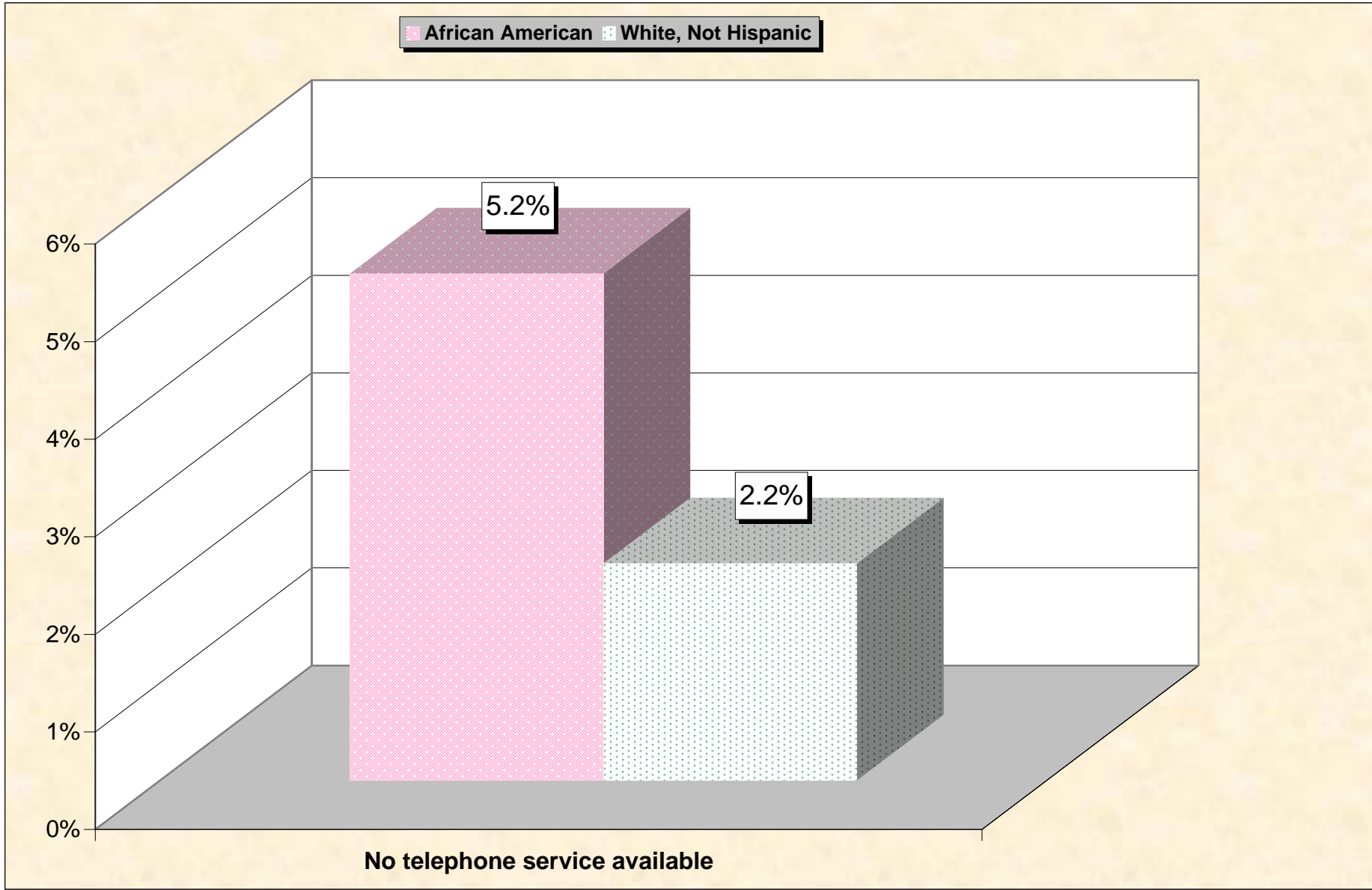
Source: Data Set: Census 2000 Summary File 3 (SF 3) - Sample Data -- H11. TENURE BY RACE OF HOUSEHOLDER [17] - Universe: Occupied housing units; H13. TENURE (WHITE ALONE, NOT HISPANIC OR LATINO HOUSEHOLDER) [3] - Universe: Occupied housing units with a householder who is White alone, not Hispanic or Latino.

# Chart 12 -- Occupants Per Room (Crowding) by Household Goldsboro, NC MSA; North Carolina



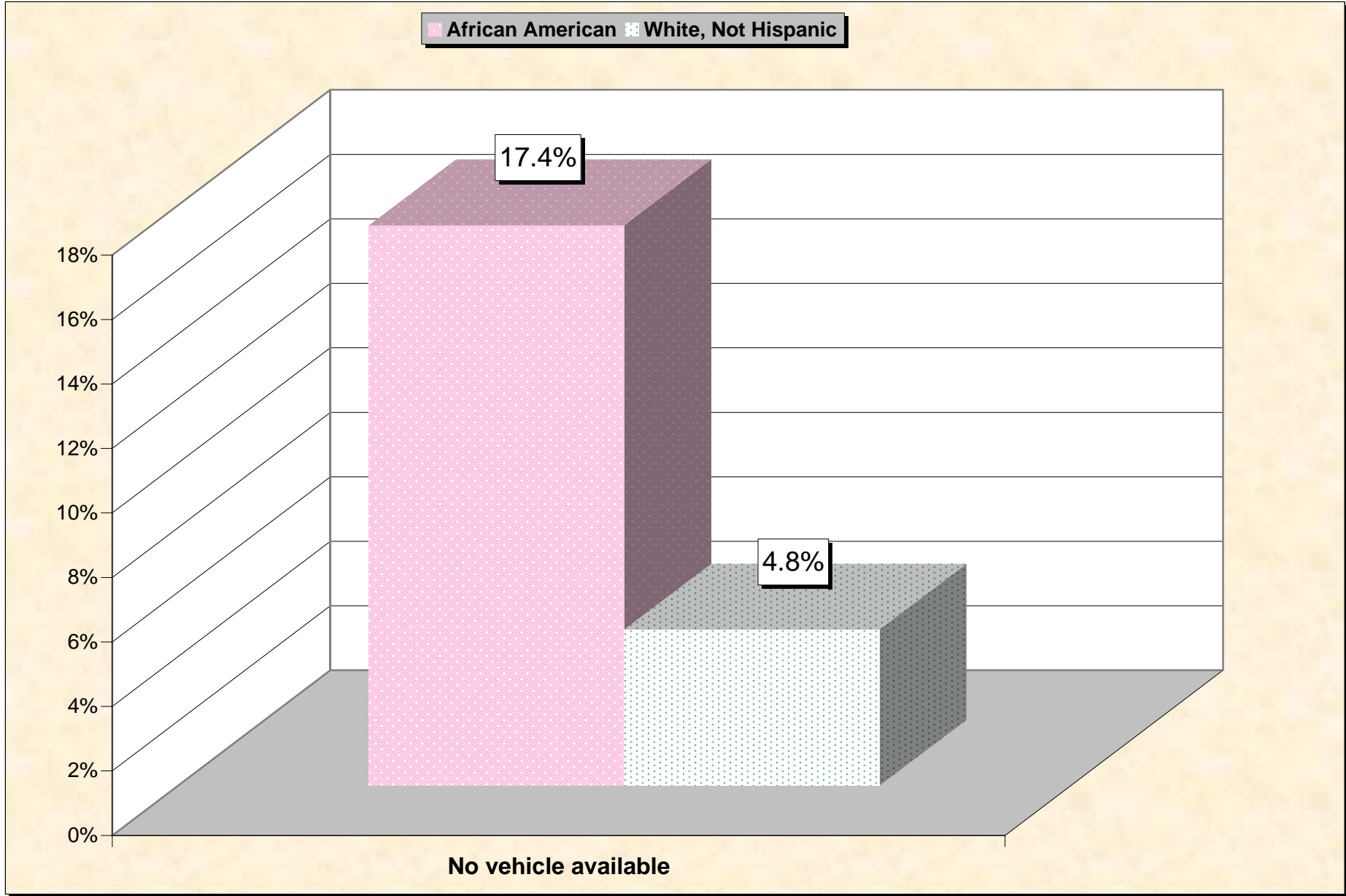
Source: Data Set: Census 2000 Summary File 3 (SF 3) - Sample Data -- HCT29B. OCCUPANTS PER ROOM (BLACK OR AFRICAN AMERICAN ALONE HOUSEHOLDER) [3] - Universe: Occupied housing units with a householder who is Black or African American alone; HCT29I. OCCUPANTS PER ROOM (WHITE ALONE, NOT HISPANIC OR LATINO HOUSEHOLDER) [3] - Universe: Occupied housing units with a householder who is White alone, not Hispanic or Latino

# Chart 13 -- Lack of Telephone Service by Household Goldsboro, NC MSA; North Carolina



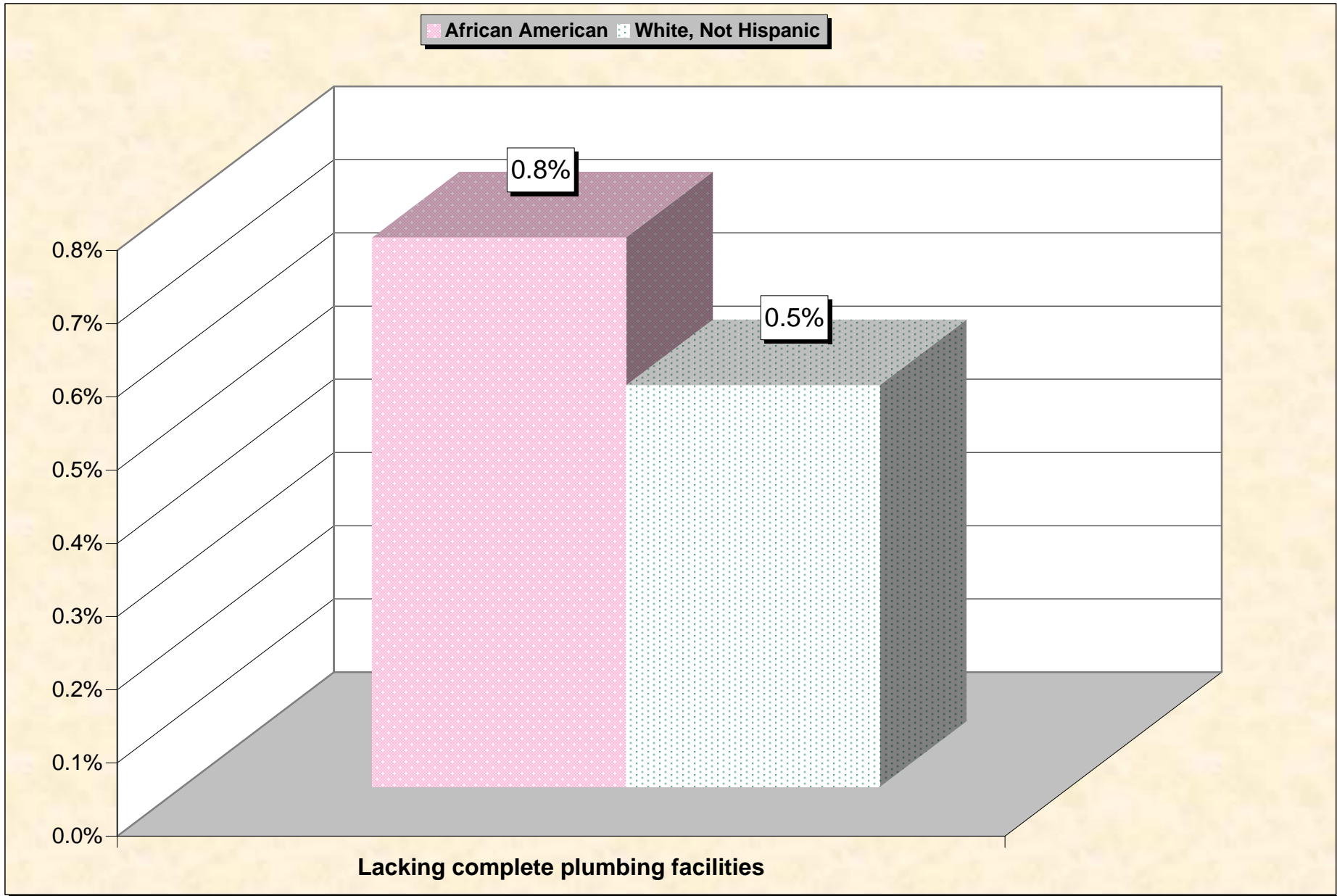
Source: Data Set: Census 2000 Summary File 3 (SF 3) - Sample Data -- HCT32B. TELEPHONE SERVICE AVAILABLE (BLACK OR AFRICAN AMERICAN ALONE HOUSEHOLDER) [3] - Universe: Occupied housing units with a householder who is Black or African American alone; HCT32I. TELEPHONE SERVICE AVAILABLE (WHITE ALONE, NOT HISPANIC OR LATINO HOUSEHOLDER) [3] - Universe: Occupied housing units with a householder who is White alone, not Hispanic or Latino

# Chart 14 -- Lack of Vehicle By Household Goldsboro, NC MSA; North Carolina



Source: Data Set: Census 2000 Summary File 3 (SF 3) - Sample Data -- HCT33B. VEHICLES AVAILABLE (BLACK OR AFRICAN AMERICAN ALONE HOUSEHOLDER) [3] - Universe: Occupied housing units with a householder who is Black or African American alone;; HCT33I. VEHICLES AVAILABLE (WHITE ALONE, NOT HISPANIC OR LATINO HOUSEHOLDER) [3] - Universe: Occupied housing units with a householder who is White alone, not Hispanic or Latino

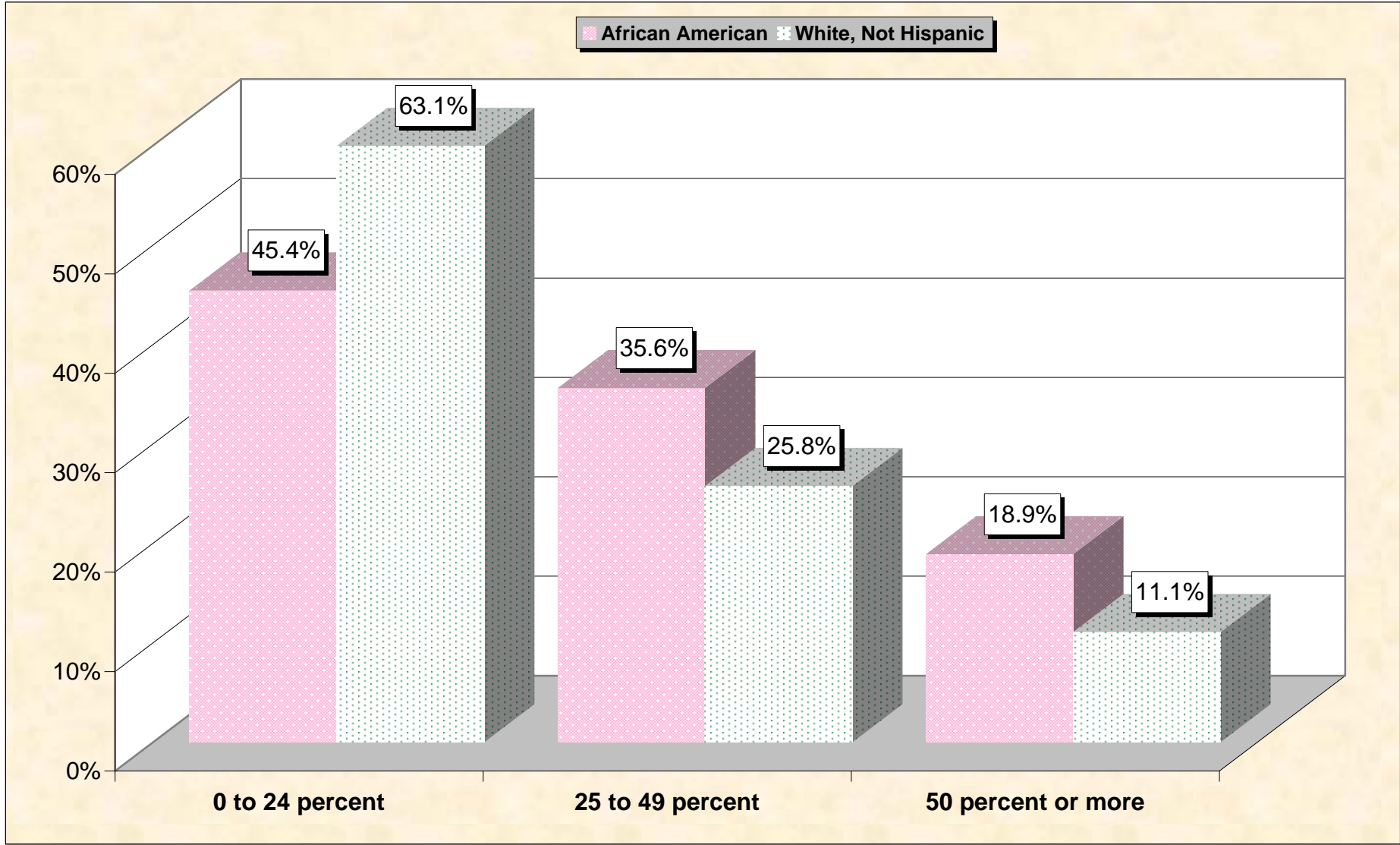
# Chart 15 -- Lack of Plumbing By Household Goldsboro, NC MSA; North Carolina



Source: Data Set: Census 2000 Summary File 3 (SF 3) - Sample Data -- HCT34B. PLUMBING FACILITIES (BLACK OR AFRICAN AMERICAN ALONE HOUSEHOLDER) [3] - Universe: Occupied housing units with a householder who is Black or African American alone; HCT34I. PLUMBING FACILITIES (WHITE ALONE, NOT HISPANIC OR LATINO HOUSEHOLDER) [3] - Universe: Occupied housing units with a householder who is White alone, not Hispanic or Latino.

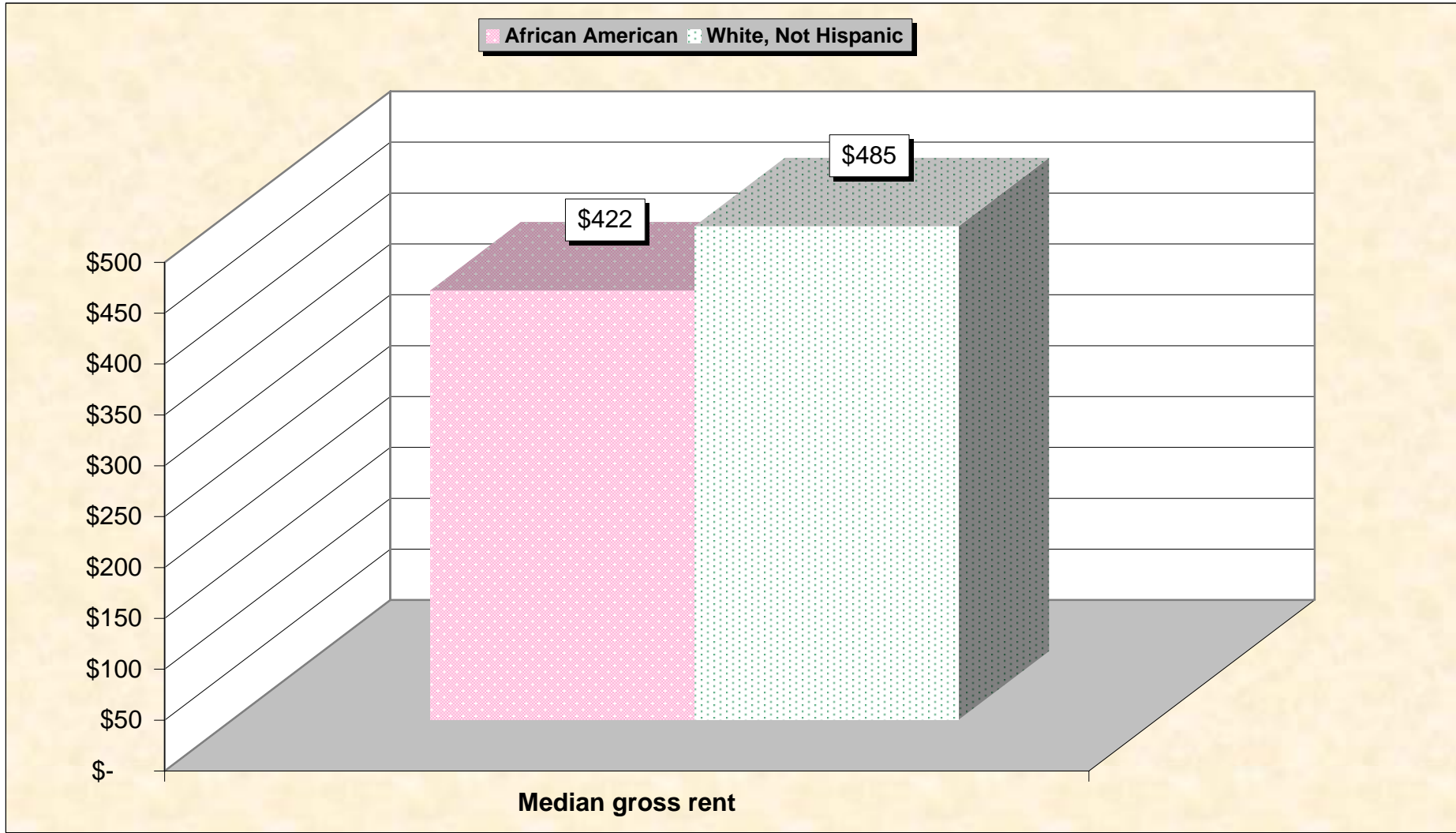


# Chart 16 -- Gross Rent as a Percentage of Household Income in 1999 Goldsboro, NC MSA; North Carolina



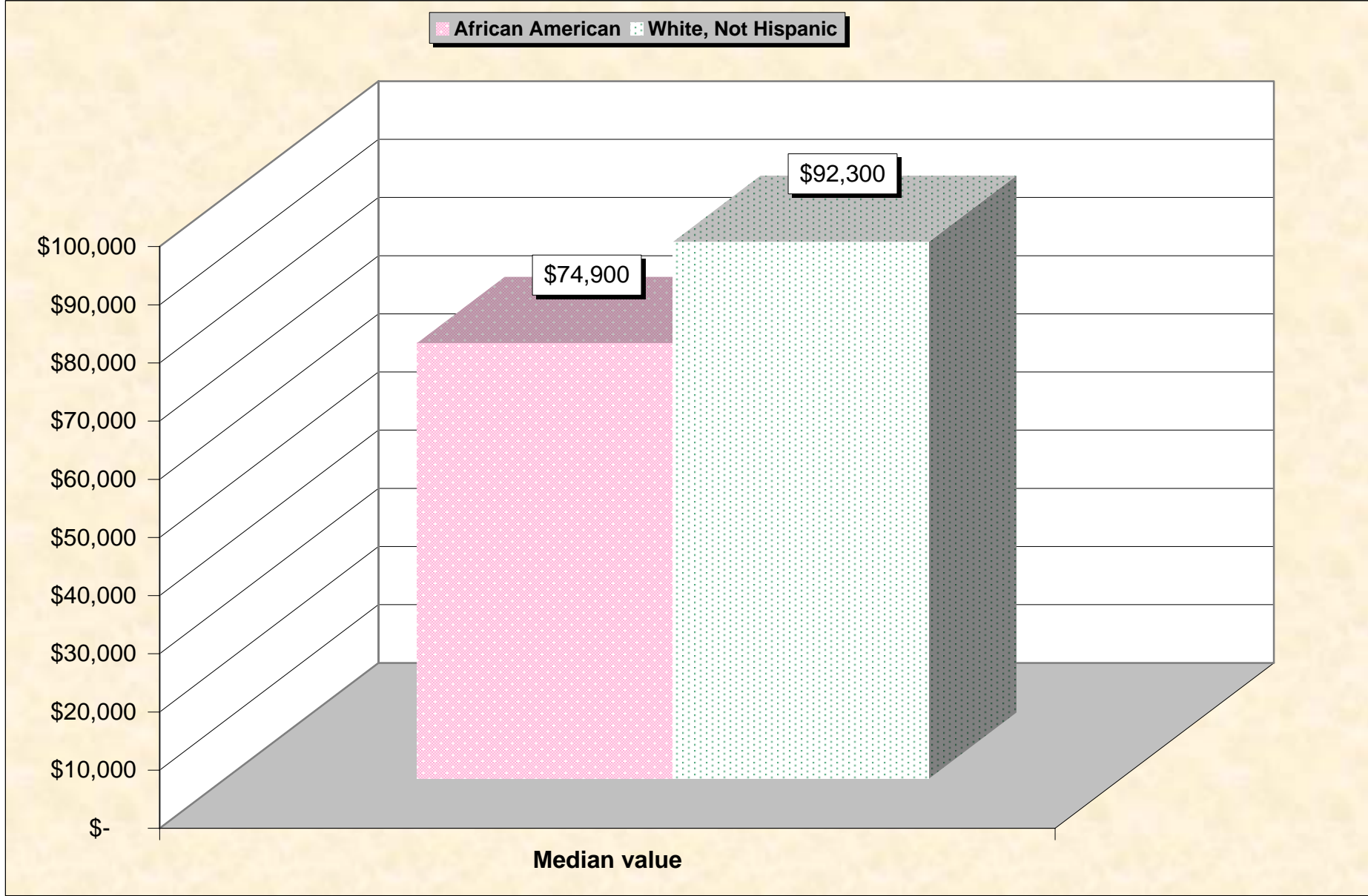
Source: Data Set: Census 2000 Summary File 3 (SF 3) - Sample Data -- HCT39B. GROSS RENT AS A PERCENTAGE OF HOUSEHOLD INCOME IN 1999 (BLACK OR AFRICAN AMERICAN ALONE HOUSEHOLDER) [11] - Universe: Specified renter-occupied housing units with a householder who is Black or African American alone; HCT39I. GROSS RENT AS A PERCENTAGE OF HOUSEHOLD INCOME IN 1999 (WHITE ALONE, NOT HISPANIC OR LATINO HOUSEHOLDER) [11] - Universe: Specified renter-occupied housing units with a householder who is White alone, not Hispanic or Latino.

# Chart 17 -- Median Gross Rent By Household Goldsboro, NC MSA; North Carolina



Source: Data Set: Census 2000 Summary File 3 (SF 3) - Sample Data -- HCT37B. MEDIAN GROSS RENT (DOLLARS) (BLACK OR AFRICAN AMERICAN ALONE HOUSEHOLDER) [1] - Universe: Specified renter-occupied housing units paying cash rent with a householder who is Black or African American alone; HCT37I. MEDIAN GROSS RENT (DOLLARS) (WHITE ALONE, NOT HISPANIC OR LATINO HOUSEHOLDER) [1] - Universe: Specified renter-occupied housing units paying cash rent with a householder who is White alone, not Hispanic or Latino

# Chart 18 -- Median Home Value By Household Goldsboro, NC MSA; North Carolina



Source: Data Set: Census 2000 Summary File 3 (SF 3) - Sample Data -- HCT42B. MEDIAN VALUE (DOLLARS) (BLACK OR AFRICAN AMERICAN ALONE HOUSEHOLDER) [1] - Universe: Specified owner-occupied housing units with a householder who is Black or African American alone; HCT42I. MEDIAN VALUE (DOLLARS) (WHITE ALONE, NOT HISPANIC OR LATINO HOUSEHOLDER) [1] - Universe: Specified owner-occupied housing units with a householder who is White alone, not Hispanic or Latino

## HOUSEHOLDS BY AGE OF HOUSEHOLDER BY HOUSEHOLD TYPE (INCLUDING LIVING ALONE) BY PRESENCE OF OWN CHILDREN UNDER 18 YEARS

source data for Chart 1

|   | African American<br>Goldsboro, NC MSA;<br>North Carolina | White, Not Hispanic<br>Goldsboro, NC MSA;<br>North Carolina |
|---|--|---|
| Total:                                  | 13,457   | 27,065  |
| Householder 15 to 64 years:             | 10,970   | 21,004  |
| Family households:                      | 8,122  | 16,166  |
| Married-couple family:                  | 4,278  | 13,594  |
| With own children under 18 years        | 2,423  | 7,082   |
| No own children under 18 years          | 1,855  | 6,512   |
| Other family:                           | 3,844  | 2,572   |
| Male householder, no wife present:      | 634  | 830   |
| With own children under 18 years        | 337  | 513   |
| No own children under 18 years          | 297  | 317   |
| Female householder, no husband present: | 3,210  | 1,742   |
| With own children under 18 years        | 2,307  | 1,201   |
| No own children under 18 years          | 903  | 541   |
| Nonfamily households:                   | 2,848  | 4,838   |
| Householder living alone                | 2,361  | 3,832   |
| Householder not living alone            | 487  | 1006  |
| Householder 65 years and over:          | 2,487  | 6,061   |
| Family households:                      | 1,121  | 3,383   |
| Married-couple family:                  | 750  | 2905  |
| With own children under 18 years        | 33   | 9   |
| No own children under 18 years          | 717  | 2896  |
| Other family:                           | 371  | 478   |
| Male householder, no wife present:      | 57   | 42  |
| With own children under 18 years        | 0  | 0   |
| No own children under 18 years          | 57   | 42  |
| Female householder, no husband present: | 314  | 436   |
| With own children under 18 years        | 0  | 5   |
| No own children under 18 years          | 314  | 431   |
| Nonfamily households:                   | 1366   | 2678  |
| Householder living alone                | 1334   | 2608  |
| Householder not living alone            | 32   | 70  |

Source: Data Set: Census 2000 Summary File 3 (SF 3) - Sample Data - P146B. HOUSEHOLDS BY AGE OF HOUSEHOLDER BY HOUSEHOLD TYPE (INCLUDING LIVING ALONE) BY PRESENCE OF OWN CHILDREN UNDER 18 YEARS (BLACK OR AFRICAN AMERICAN ALONE HOUSEHOLDER) [31] - Universe: Households with a householder who is Black or African American alone; P146I. HOUSEHOLDS BY AGE OF HOUSEHOLDER BY HOUSEHOLD TYPE (INCLUDING LIVING ALONE) BY PRESENCE OF OWN CHILDREN UNDER 18 YEARS (WHITE ALONE, NOT HISPANIC OR LATINO HOUSEHOLDER) [31] - Universe: Households with a householder who is White alone, not Hispanic or Latino.

## SCHOOL ENROLLMENT BY LEVEL OF SCHOOL BY TYPE OF SCHOOL FOR THE POPULATION 3 YEARS AND OVER

source data for Chart 2

|  | African American<br>Goldsboro, NC MSA;<br>North Carolina | White, Not Hispanic<br>Goldsboro, NC MSA;<br>North Carolina |
|--|--|---|
| Total:                                 | 35,952   | 65,327  |
| Enrolled in nursery school, preschool: | 746  | 1,106   |
| Public school                          | 540  | 415   |
| Private school                         | 206  | 691   |
| Enrolled in kindergarten:              | 607  | 910   |
| Public school                          | 581  | 757   |
| Private school                         | 26   | 153   |
| Enrolled in grade 1 to grade 8:        | 5,846  | 7,094   |
| Public school                          | 5,750  | 6,187   |
| Private school                         | 96   | 907   |
| Enrolled in grade 9 to grade 12:       | 2,892  | 3,537   |
| Public school                          | 2,784  | 3,142   |
| Private school                         | 108  | 395   |
| Enrolled in college:                   | 1,732  | 3,173   |
| Public school                          | 1,435  | 2,442   |
| Private school                         | 297  | 731   |
| Not enrolled in school                 | 24,129   | 49,507  |

Source: Data Set: Census 2000 Summary File 3 (SF 3) - Sample Data - P146B. HOUSEHOLDS BY AGE OF HOUSEHOLDER BY HOUSEHOLD TYPE (INCLUDING LIVING ALONE) BY PRESENCE OF OWN CHILDREN UNDER 18 YEARS (BLACK OR AFRICAN AMERICAN ALONE HOUSEHOLDER) [31] - Universe: Households with a householder who is Black or African American alone; P146I. HOUSEHOLDS BY AGE OF HOUSEHOLDER BY HOUSEHOLD TYPE (INCLUDING LIVING ALONE) BY PRESENCE OF OWN CHILDREN UNDER 18 YEARS (WHITE ALONE, NOT HISPANIC OR LATINO HOUSEHOLDER) [31] - Universe: Households with a householder who is White alone, not Hispanic or Latino.

## SEX BY EDUCATIONAL ATTAINMENT FOR THE POPULATION 25 YEARS AND OVER

source data for Chart 3

|   | African American<br>Goldsboro, NC MSA;<br>North Carolina | White, Not Hispanic<br>Goldsboro, NC MSA;<br>North Carolina |
|---|--|---|
| Total:                                      | 22,854   | 46,268  |
| Male:                                       | 10,449   | 22,362  |
| Less than 9th grade                         | 1,072  | 1,443   |
| 9th to 12th grade, no diploma               | 2,054  | 2,733   |
| High school graduate (includes equivalency) | 3,968  | 6,833   |
| Some college, no degree                     | 2,123  | 5,336   |
| Associate degree                            | 434  | 1,995   |
| Bachelor's degree                           | 448  | 2,660   |
| Graduate or professional degree             | 350  | 1,362   |
| Female:                                     | 12,405   | 23,906  |
| Less than 9th grade                         | 1016   | 1,254   |
| 9th to 12th grade, no diploma               | 2,197  | 3,096   |
| High school graduate (includes equivalency) | 4,250  | 7,944   |
| Some college, no degree                     | 2,743  | 5,165   |
| Associate degree                            | 817  | 2,176   |
| Bachelor's degree                           | 993  | 3,100   |
| Graduate or professional degree             | 389  | 1,171   |

Source: Data Set: Census 2000 Summary File 3 (SF 3) - Sample Data -- P148B. SEX BY EDUCATIONAL ATTAINMENT FOR THE POPULATION 25 YEARS AND OVER (BLACK OR AFRICAN AMERICAN ALONE) [17] - Universe: Black or African American alone 25 years and over; P148I. SEX BY EDUCATIONAL ATTAINMENT FOR THE POPULATION 25 YEARS AND OVER (WHITE ALONE, NOT HISPANIC OR LATINO) [17] - Universe: White alone, not Hispanic or Latino population 25 years and over.

## SEX BY EMPLOYMENT STATUS FOR THE POPULATION 16 YEARS AND OVER

source data for Charts 4 and 5

|                    | African American<br>Goldsboro, NC MSA;<br>North Carolina | White, Not Hispanic<br>Goldsboro, NC MSA;<br>North Carolina |
|--------------------|--|---|
| Total:             | 27,579   | 54,052  |
| Male:              | 12,862   | 26,622  |
| In labor force:    | 7,403  | 19,225  |
| In Armed Forces    | 492  | 2,217   |
| Civilian:          | 6,911  | 17,008  |
| Employed           | 6,144  | 16,377  |
| Unemployed         | 767  | 631   |
| Not in labor force | 5,459  | 7,397   |
| Female:            | 14,717   | 27,430  |
| In labor force:    | 8,283  | 15,280  |
| In Armed Forces    | 156  | 291   |
| Civilian:          | 8,127  | 14,989  |
| Employed           | 7,249  | 14,365  |
| Unemployed         | 878  | 624   |
| Not in labor force | 6,434  | 12,150  |

Source: Data Set: Census 2000 Summary File 3 (SF 3) - Sample Data -- P150B. SEX BY EMPLOYMENT STATUS FOR THE POPULATION 16 YEARS AND OVER (BLACK OR AFRICAN AMERICAN ALONE) [15] - Universe: Black or African American alone 16 years and over; P150I. SEX BY EMPLOYMENT STATUS FOR THE POPULATION 16 YEARS AND OVER (WHITE ALONE, NOT HISPANIC OR LATINO) [15] - Universe: White alone, not Hispanic or Latino population 16 years and over

## HOUSEHOLD INCOME IN 1999

source data for Chart 6

|                        | African American<br>Goldsboro, NC MSA;<br>North Carolina | White, Not Hispanic<br>Goldsboro, NC MSA;<br>North Carolina |
|------------------------|--|---|
| Total:                 | 13457  | 27065   |
| Less than \$10,000     | 2629   | 2024  |
| \$10,000 to \$14,999   | 1453   | 1679  |
| \$15,000 to \$19,999   | 1257   | 1595  |
| \$20,000 to \$24,999   | 1203   | 2286  |
| \$25,000 to \$29,999   | 1140   | 2158  |
| \$30,000 to \$34,999   | 1057   | 2194  |
| \$35,000 to \$39,999   | 727  | 1877  |
| \$40,000 to \$44,999   | 817  | 1739  |
| \$45,000 to \$49,999   | 648  | 1652  |
| \$50,000 to \$59,999   | 928  | 2580  |
| \$60,000 to \$74,999   | 773  | 2846  |
| \$75,000 to \$99,999   | 512  | 2557  |
| \$100,000 to \$124,999 | 114  | 891   |
| \$125,000 to \$149,999 | 46   | 397   |
| \$150,000 to \$199,999 | 37   | 229   |
| \$200,000 or more      | 116  | 361   |

Source: Data Set: Census 2000 Summary File 3 (SF 3) - Sample Data -- P151B. HOUSEHOLD INCOME IN 1999 (BLACK OR AFRICAN AMERICAN ALONE HOUSEHOLDER) [17] - Universe: Households with a householder who is Black or African American alone; P151I. HOUSEHOLD INCOME IN 1999 (WHITE ALONE, NOT HISPANIC OR LATINO HOUSEHOLDER) [17] - Universe: Households with a householder who is White alone, not Hispanic or Latino



## MEDIAN FAMILY INCOME IN 1999

source data for Chart 7

|                              | African American<br>Goldsboro, NC<br>MSA; North Carolina | White, Not Hispanic<br>Goldsboro, NC MSA;<br>North Carolina |
|------------------------------|--|---|
| Median family income in 1999 | \$ 30,089  | \$ 46,139   |

Source: Data Set: Census 2000 Summary File 3 (SF 3) - Sample Data -- P155B. MEDIAN FAMILY INCOME IN 1999 (DOLLARS) (BLACK OR AFRICAN AMERICAN ALONE HOUSEHOLDER) [1] - Universe: Families with a householder who is Black or African American alone ; P155I. MEDIAN FAMILY INCOME IN 1999 (DOLLARS) (WHITE ALONE, NOT HISPANIC OR LATINO HOUSEHOLDER) [1] - Universe: Families with a householder who is White alone, not Hispanic or Latino

## PER CAPITA INCOME IN 1999

source data for Chart 8

|                           | African American<br>Goldsboro, NC MSA;<br>North Carolina | White, Not Hispanic<br>Goldsboro, NC MSA;<br>North Carolina |
|---------------------------|--|---|
| Per capita income in 1999 | \$ 13,022  | \$ 19,810   |

Source: Data Set: Census 2000 Summary File 3 (SF 3) - Sample Data -- P157B. PER CAPITA INCOME IN 1999 (DOLLARS) (BLACK OR AFRICAN AMERICAN ALONE) [1] - Universe: Black or African American alone; P157I. PER CAPITA INCOME IN 1999 (DOLLARS) (WHITE ALONE, NOT HISPANIC OR LATINO) [1] - Universe: White alone, not Hispanic or Latino population

## POVERTY STATUS IN 1999 BY AGE

source data for Chart 9

|   | African American<br>Goldsboro, NC MSA;<br>North Carolina | White, Not Hispanic<br>Goldsboro, NC MSA;<br>North Carolina |
|---|--|---|
| Total:                                    | 35,559   | 65,861  |
| Income in 1999 below poverty level:       | 8,724  | 4,505   |
| Under 5 years                             | 966  | 301   |
| 5 years                                   | 148  | 93  |
| 6 to 11 years                             | 1,324  | 341   |
| 12 to 17 years                            | 1,176  | 337   |
| 18 to 64 years                            | 4,153  | 2,561   |
| 65 to 74 years                            | 443  | 312   |
| 75 years and over                         | 514  | 560   |
| Income in 1999 at or above poverty level: | 26,835   | 61,356  |
| Under 5 years                             | 1,555  | 3,672   |
| 5 years                                   | 390  | 735   |
| 6 to 11 years                             | 2,765  | 4,867   |
| 12 to 17 years                            | 2,771  | 4,869   |
| 18 to 64 years                            | 16,880   | 39,418  |
| 65 to 74 years                            | 1,566  | 4,992   |
| 75 years and over                         | 908  | 2,803   |

Source: Data Set: Census 2000 Summary File 3 (SF 3) - Sample Data -- P159B. POVERTY STATUS IN 1999 BY AGE (BLACK OR AFRICAN AMERICAN ALONE) [17] - Universe: Black or African American alone for whom poverty status is determined;P159I. POVERTY STATUS IN 1999 BY AGE (WHITE ALONE, NOT HISPANIC OR LATINO) [17] - Universe: White alone, not Hispanic or Latino population for whom poverty status is determined.

## MEDIAN EARNINGS IN 1999

source data for Chart 10

|   | African American<br>Goldsboro, NC MSA;<br>North Carolina | White, Not Hispanic<br>Goldsboro, NC MSA;<br>North Carolina |
|---|--|---|
| Median earnings in 1999 --              |  |   |
| Worked full-time, year-round in 1999 -- |  |   |
| Total                                   | \$ 22,023  | \$ 27,392   |
| Male                                    | \$ 24,095  | \$ 31,015   |
| Female                                  | \$ 20,493  | \$ 22,916   |
| Other --                                |  |   |
| Total                                   | \$ 10,071  | \$ 9,465  |
| Male                                    | \$ 10,695  | \$ 10,618   |
| Female                                  | \$ 9,476   | \$ 8,807  |

Source: Data Set: Census 2000 Summary File 3 (SF 3) - Sample Data -- PCT74B. MEDIAN EARNINGS IN 1999 (DOLLARS) BY WORK EXPERIENCE IN 1999 BY SEX FOR THE POPULATION 16 YEARS AND OVER WITH EARNINGS (BLACK OR AFRICAN AMERICAN ALONE) [6] - Universe: Black or African American alone 16 years and over with earnings in 1999; PCT74I. MEDIAN EARNINGS IN 1999 (DOLLARS) BY WORK EXPERIENCE IN 1999 BY SEX FOR THE POPULATION 16 YEARS AND OVER WITH EARNINGS (WHITE ALONE, NOT HISPANIC OR LATINO) [6] - Universe: White alone, not Hispanic or Latino population 16 years and over with earnings in 1999

## TENURE BY RACE OF HOUSEHOLDER

source data for Chart 11

|   | <b>Goldsboro, NC MSA;<br/>North Carolina</b> |
|---|--|
| Total:  | 42,612                                       |
| Owner occupied:   | 27,826                                       |
| Householder who is White alone                                      | 20,402                                       |
| <b>Householder who is Black or African American alone</b>           | <b>6803</b>                                  |
| Householder who is American Indian and Alaska Native alone          | 36   |
| Householder who is Asian alone                                      | 156  |
| Householder who is Native Hawaiian and Other Pacific Islander alone | 6  |
| Householder who is Some other race alone                            | 239  |
| Householder who is Two or more races                                | 184  |
| Renter occupied:  | 14,786                                       |
| Householder who is White alone                                      | 7,165  |
| <b>Householder who is Black or African American alone</b>           | <b>6653</b>                                  |
| Householder who is American Indian and Alaska Native alone          | 47   |
| Householder who is Asian alone                                      | 125  |
| Householder who is Native Hawaiian and Other Pacific Islander alone | 17   |
| Householder who is Some other race alone                            | 545  |
| Householder who is Two or more races                                | 234  |

### White alone, not Hispanic

### White, Not Hispanic Goldsboro, NC MSA; North Carolina

|                 | <b>White, Not Hispanic<br/>Goldsboro, NC MSA;<br/>North Carolina</b> |
|-----------------|--|
| Total:          | 27,145   |
| Owner occupied  | 20,179   |
| Renter occupied | 6,966  |

Source: Data Set: Census 2000 Summary File 3 (SF 3) - Sample Data -- H11. TENURE BY RACE OF HOUSEHOLDER [17] - Universe: Occupied housing units; H13. TENURE (WHITE ALONE, NOT HISPANIC OR LATINO HOUSEHOLDER) [3] - Universe: Occupied housing units with a householder who is White alone, not Hispanic or Latino.

## OCCUPANTS PER ROOM

### source data for Chart 12

|                                 | African American<br>Goldsboro, NC MSA;<br>North Carolina | White, Not Hispanic<br>Goldsboro, NC MSA;<br>North Carolina |
|---------------------------------|--|---|
| Total:                          | 13,456   | 27,145  |
| 1.00 or less occupants per room | 12,714   | 26,839  |
| 1.01 or more occupants per room | 742  | 306   |

Source: Data Set: Census 2000 Summary File 3 (SF 3) - Sample Data -- HCT29B. OCCUPANTS PER ROOM (BLACK OR AFRICAN AMERICAN ALONE HOUSEHOLDER) [3] - Universe: Occupied housing units with a householder who is Black or African American alone; HCT29I. OCCUPANTS PER ROOM (WHITE ALONE, NOT HISPANIC OR LATINO HOUSEHOLDER) [3] - Universe: Occupied housing units with a householder who is White alone, not Hispanic or Latino

## TELEPHONE SERVICE AVAILABLE

### source data for Chart 13

|                                  | African American<br>Goldsboro, NC MSA;<br>North Carolina | White, Not Hispanic<br>Goldsboro, NC MSA;<br>North Carolina |
|----------------------------------|--|---|
| Total:                           | 13,456   | 27,145  |
| With telephone service available | 12,757   | 26,541  |
| No telephone service available   | 699  | 604   |

Source: Data Set: Census 2000 Summary File 3 (SF 3) - Sample Data -- HCT32B. TELEPHONE SERVICE AVAILABLE (BLACK OR AFRICAN AMERICAN ALONE HOUSEHOLDER) [3] - Universe: Occupied housing units with a householder who is Black or African American alone; HCT32I. TELEPHONE SERVICE AVAILABLE (WHITE ALONE, NOT HISPANIC OR LATINO HOUSEHOLDER) [3] - Universe: Occupied housing units with a householder who is White alone, not Hispanic or Latino

## VEHICLES AVAILABLE

### source data for Chart 14

|                              | African American<br>Goldsboro, NC MSA;<br>North Carolina | White, Not Hispanic<br>Goldsboro, NC MSA;<br>North Carolina |
|------------------------------|--|---|
| Total:                       | 13,456   | 27,145  |
| No vehicle available         | 2,339  | 1,315   |
| 1 or more vehicles available | 11,117   | 25,830  |

Source: Data Set: Census 2000 Summary File 3 (SF 3) - Sample Data -- HCT33B. VEHICLES AVAILABLE (BLACK OR AFRICAN AMERICAN ALONE HOUSEHOLDER) [3] - Universe: Occupied housing units with a householder who is Black or African American alone;; HCT33I. VEHICLES AVAILABLE (WHITE ALONE, NOT HISPANIC OR LATINO HOUSEHOLDER) [3] - Universe: Occupied housing units with a householder who is White alone, not Hispanic or Latino

## PLUMBING FACILITIES

### source data for Chart 15

|                                      | African American<br>Goldsboro, NC MSA;<br>North Carolina | White, Not Hispanic<br>Goldsboro, NC MSA;<br>North Carolina |
|--------------------------------------|--|---|
| Total:                               | 13,456   | 27,145  |
| Complete plumbing facilities         | 13,355   | 26,996  |
| Lacking complete plumbing facilities | 101  | 149   |

Source: Data Set: Census 2000 Summary File 3 (SF 3) - Sample Data -- HCT34B. PLUMBING FACILITIES (BLACK OR AFRICAN AMERICAN ALONE HOUSEHOLDER) [3] - Universe: Occupied housing units with a householder who is Black or African American alone; HCT34I. PLUMBING FACILITIES (WHITE ALONE, NOT HISPANIC OR LATINO HOUSEHOLDER) [3] - Universe: Occupied housing units with a householder who is White alone, not Hispanic or Latino.

## GROSS RENT AS A PERCENTAGE OF HOUSEHOLD INCOME IN 1999

source data for Chart 16

|                      | African American<br>Goldsboro, NC MSA;<br>North Carolina | White, Not Hispanic<br>Goldsboro, NC MSA;<br>North Carolina |
|----------------------|--|---|
| Total:               | 6,625  | 6,845   |
| Less than 10 percent | 471  | 523   |
| 10 to 14 percent     | 613  | 899   |
| 15 to 19 percent     | 943  | 1,243   |
| 20 to 24 percent     | 635  | 706   |
| 25 to 29 percent     | 802  | 582   |
| 30 to 34 percent     | 467  | 360   |
| 35 to 39 percent     | 271  | 155   |
| 40 to 49 percent     | 548  | 281   |
| 50 percent or more   | 1,108  | 593   |
| Not computed         | 767  | 1,503   |

Source: Data Set: Census 2000 Summary File 3 (SF 3) - Sample Data -- HCT39B. GROSS RENT AS A PERCENTAGE OF HOUSEHOLD INCOME IN 1999 (BLACK OR AFRICAN AMERICAN ALONE HOUSEHOLDER) [11] - Universe: Specified renter-occupied housing units with a householder who is Black or African American alone; HCT39I. GROSS RENT AS A PERCENTAGE OF HOUSEHOLD INCOME IN 1999 (WHITE ALONE, NOT HISPANIC OR LATINO HOUSEHOLDER) [11] - Universe: Specified renter-occupied housing units with a householder who is White alone, not Hispanic or Latino.

## MEDIAN GROSS RENT

### source data for Chart 17

|                   | African American<br>Goldsboro, NC MSA;<br>North Carolina | White, Not Hispanic<br>Goldsboro, NC MSA;<br>North Carolina |
|-------------------|--|---|
| Median gross rent | \$ 422   | \$ 485  |

Source: Data Set: Census 2000 Summary File 3 (SF 3) - Sample Data -- HCT37B. MEDIAN GROSS RENT (DOLLARS) (BLACK OR AFRICAN AMERICAN ALONE HOUSEHOLDER) [1] - Universe: Specified renter-occupied housing units paying cash rent with a householder who is Black or African American alone; HCT37I. MEDIAN GROSS RENT (DOLLARS) (WHITE ALONE, NOT HISPANIC OR LATINO HOUSEHOLDER) [1] - Universe: Specified renter-occupied housing units paying cash rent with a householder who is White alone, not Hispanic or Latino

## MEDIAN HOME VALUE

### source data for Chart 18

|              | African American<br>Goldsboro, NC MSA;<br>North Carolina | White, Not Hispanic<br>Goldsboro, NC MSA;<br>North Carolina |
|--------------|--|---|
| Median value | \$ 74,900  | \$ 92,300   |

Source: Data Set: Census 2000 Summary File 3 (SF 3) - Sample Data -- HCT42B. MEDIAN VALUE (DOLLARS) (BLACK OR AFRICAN AMERICAN ALONE HOUSEHOLDER) [1] - Universe: Specified owner-occupied housing units with a householder who is Black or African American alone; HCT42I. MEDIAN VALUE (DOLLARS) (WHITE ALONE, NOT HISPANIC OR LATINO HOUSEHOLDER) [1] - Universe: Specified owner-occupied housing units with a householder who is White alone, not Hispanic or Latino