

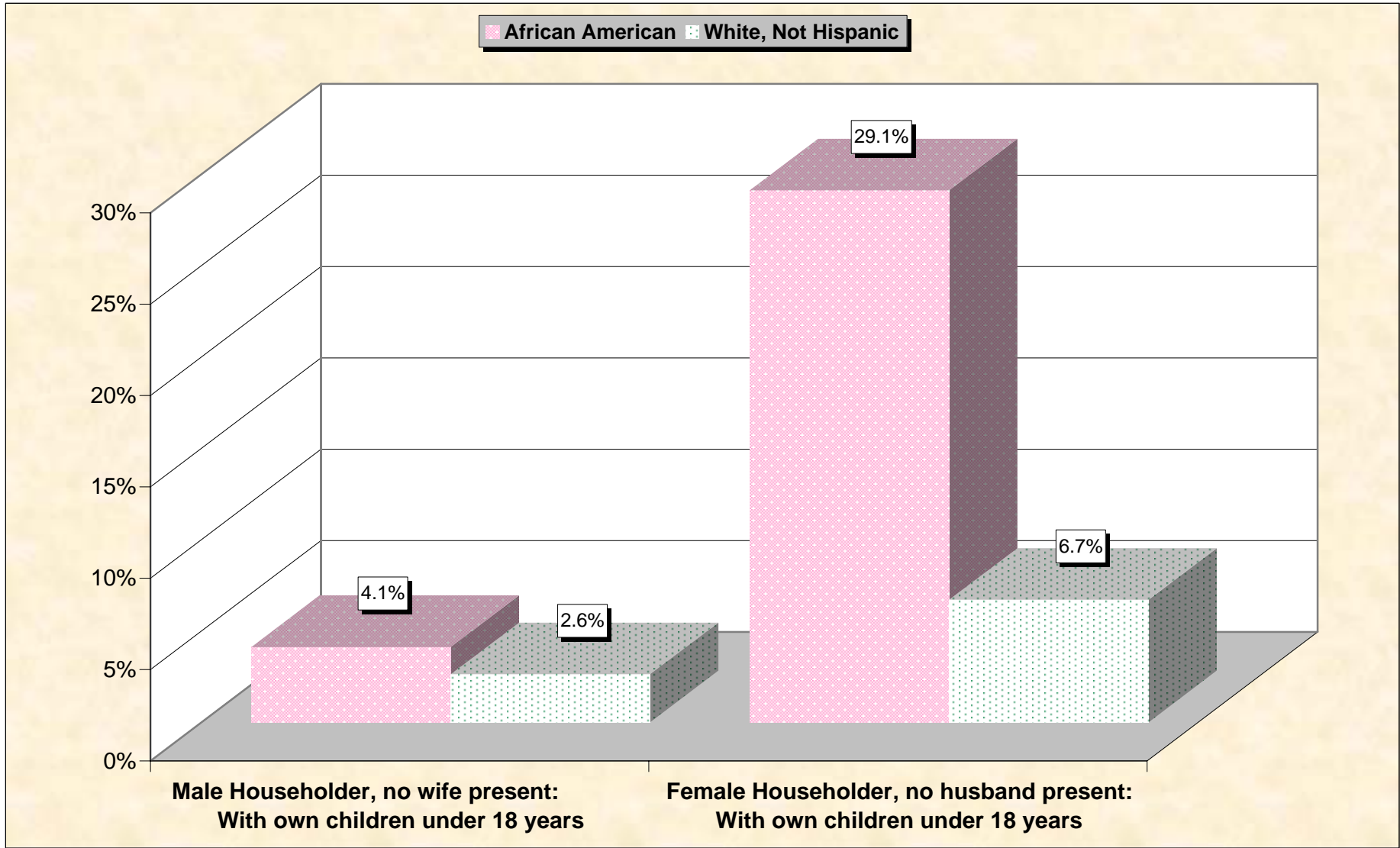
## **Selected Socio-Economic Data**

**Charlotte--Gastonia--Rock Hill, NC--SC MSA (part); North Carolina**

**African American and White, Not Hispanic**

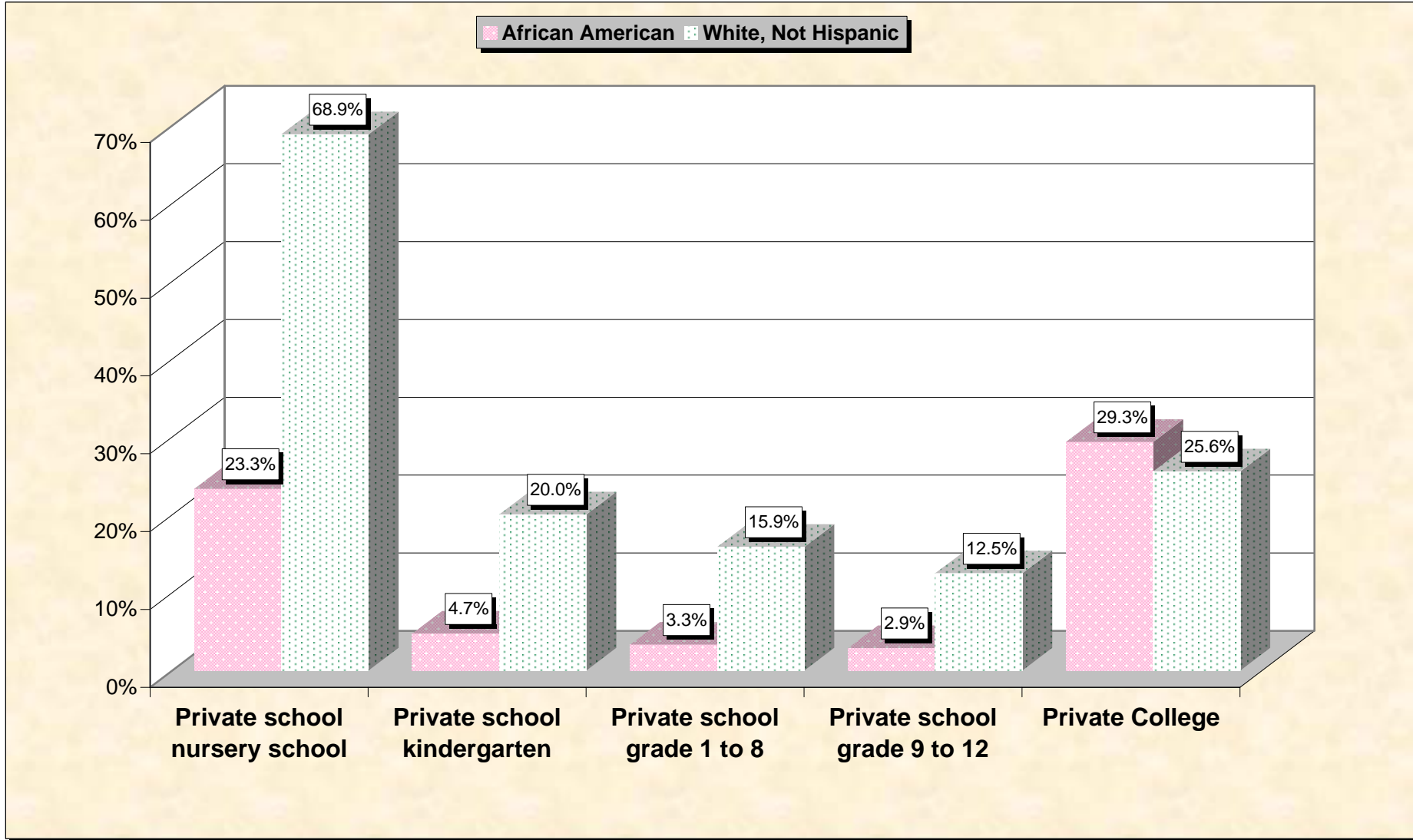
**Data Set: Census 2000 Summary File 3 (SF 3) - Sample Data**

# Chart 1 -- Single-Parent Family Households (Householder 15 to 64 years) Charlotte--Gastonia--Rock Hill, NC--SC MSA (part); North Carolina



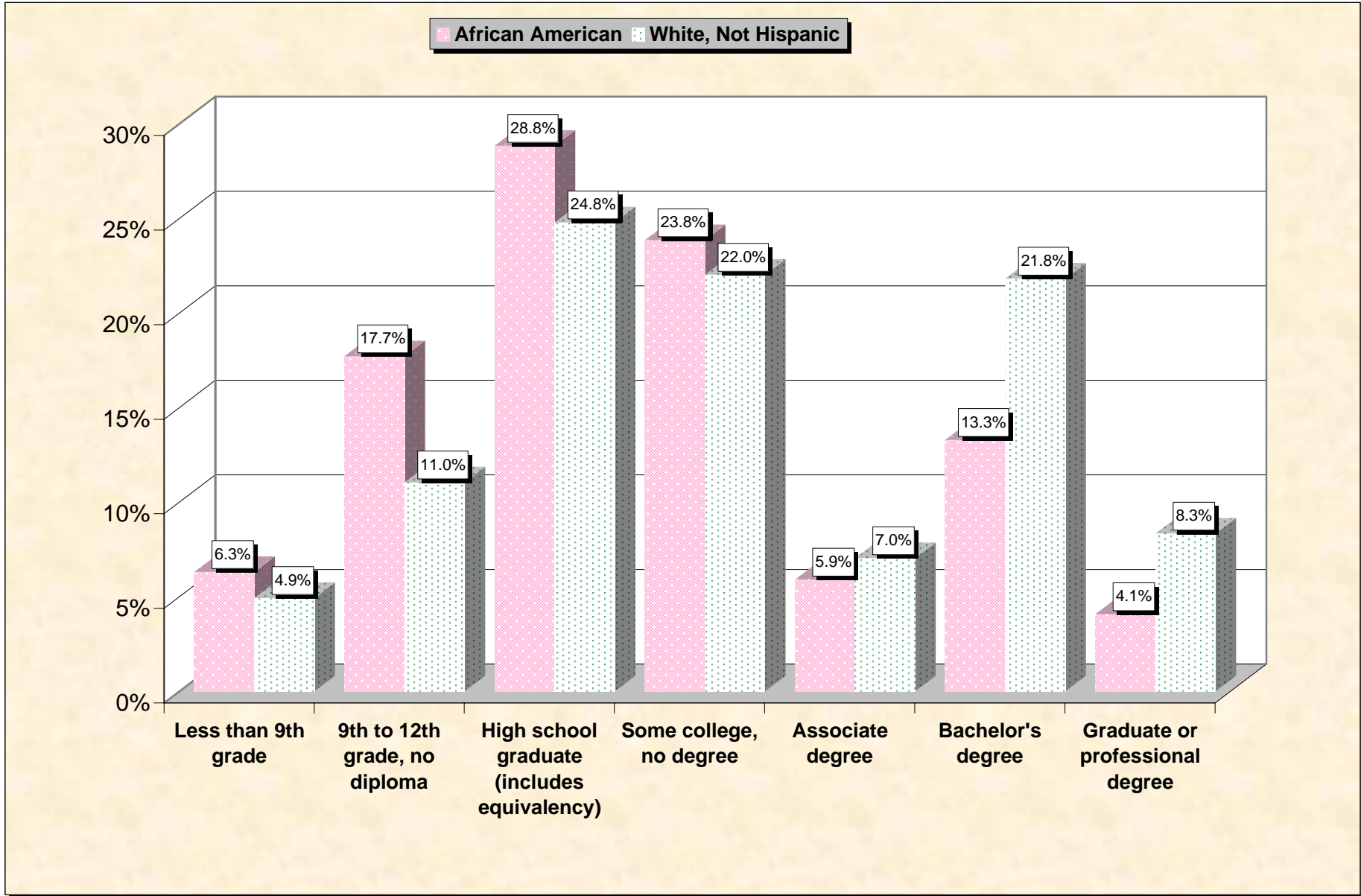
Source: Data Set: Census 2000 Summary File 3 (SF 3) - Sample Data - P146B. HOUSEHOLDS BY AGE OF HOUSEHOLDER BY HOUSEHOLD TYPE (INCLUDING LIVING ALONE) BY PRESENCE OF OWN CHILDREN UNDER 18 YEARS (BLACK OR AFRICAN AMERICAN ALONE HOUSEHOLDER) [31] - Universe: Households with a householder who is Black or African American alone; P146I. HOUSEHOLDS BY AGE OF HOUSEHOLDER BY HOUSEHOLD TYPE (INCLUDING LIVING ALONE) BY PRESENCE OF OWN CHILDREN UNDER 18 YEARS (WHITE ALONE, NOT HISPANIC OR LATINO HOUSEHOLDER) [31] - Universe: Households with a householder who is White alone, not Hispanic or Latino.

## Chart 2 -- Private School Enrollment (3 years and over) Charlotte--Gastonia--Rock Hill, NC--SC MSA (part); North Carolina



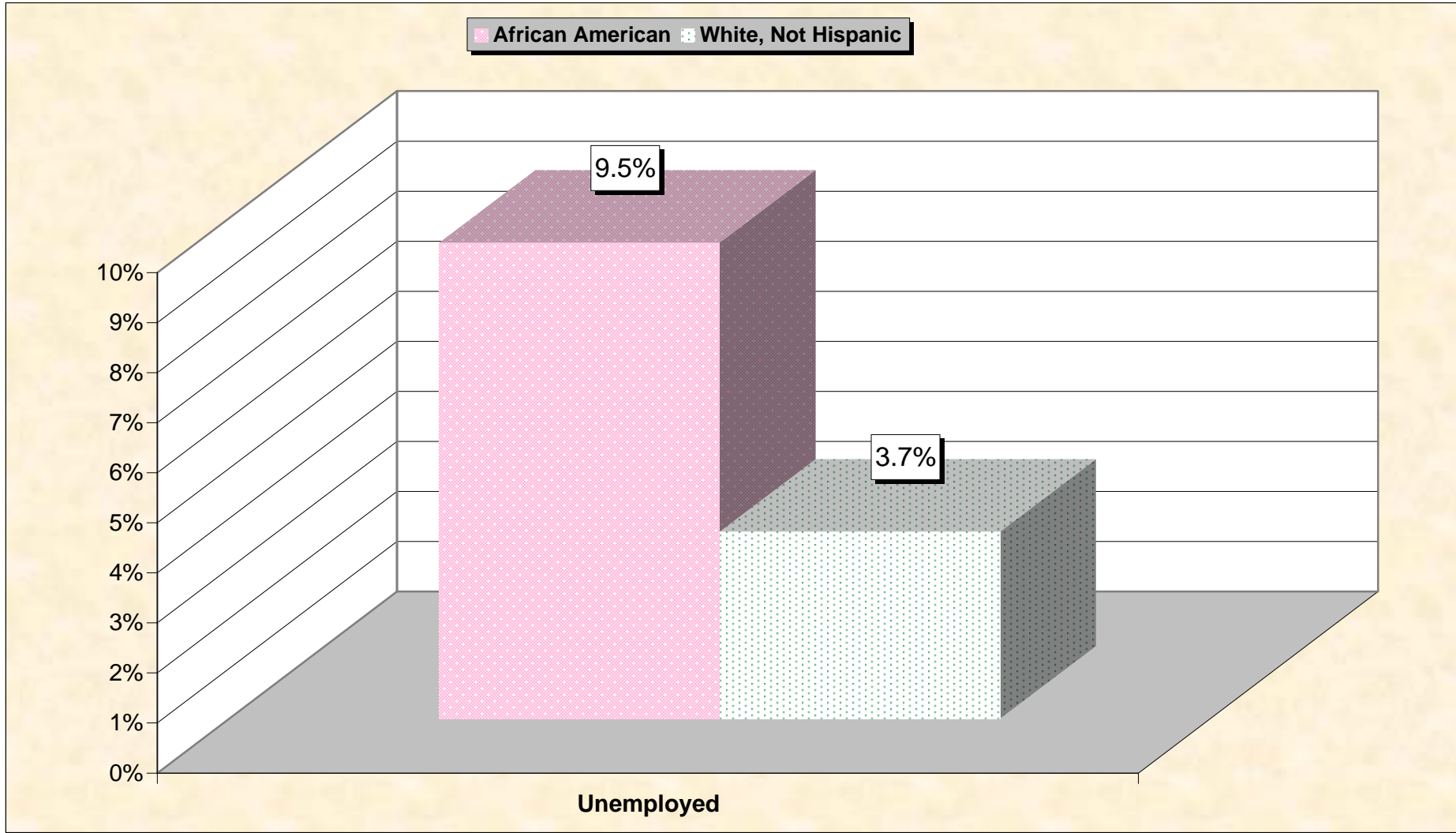
Source: Data Set: Census 2000 Summary File 3 (SF 3) - Sample Data -- P147B. SCHOOL ENROLLMENT BY LEVEL OF SCHOOL BY TYPE OF SCHOOL FOR THE POPULATION 3 YEARS AND OVER (BLACK OR AFRICAN AMERICAN ALONE) [17] - Universe: Black or African American alone 3 years and over; P147I. SCHOOL ENROLLMENT BY LEVEL OF SCHOOL BY TYPE OF SCHOOL FOR THE POPULATION 3 YEARS AND OVER (WHITE ALONE, NOT HISPANIC OR LATINO) [17] - Universe: White alone, not Hispanic or Latino population 3 years and over.

### Chart 3 -- Educational Attainment (25 years and over) Charlotte--Gastonia--Rock Hill, NC--SC MSA (part); North Carolina



Source: Data Set: Census 2000 Summary File 3 (SF 3) - Sample Data -- P148B. SEX BY EDUCATIONAL ATTAINMENT FOR THE POPULATION 25 YEARS AND OVER (BLACK OR AFRICAN AMERICAN ALONE) [17] - Universe: Black or African American alone 25 years and over; P148I. SEX BY EDUCATIONAL ATTAINMENT FOR THE POPULATION 25 YEARS AND OVER (WHITE ALONE, NOT HISPANIC OR LATINO) [17] - Universe: White alone, not Hispanic or Latino population 25 years and over.

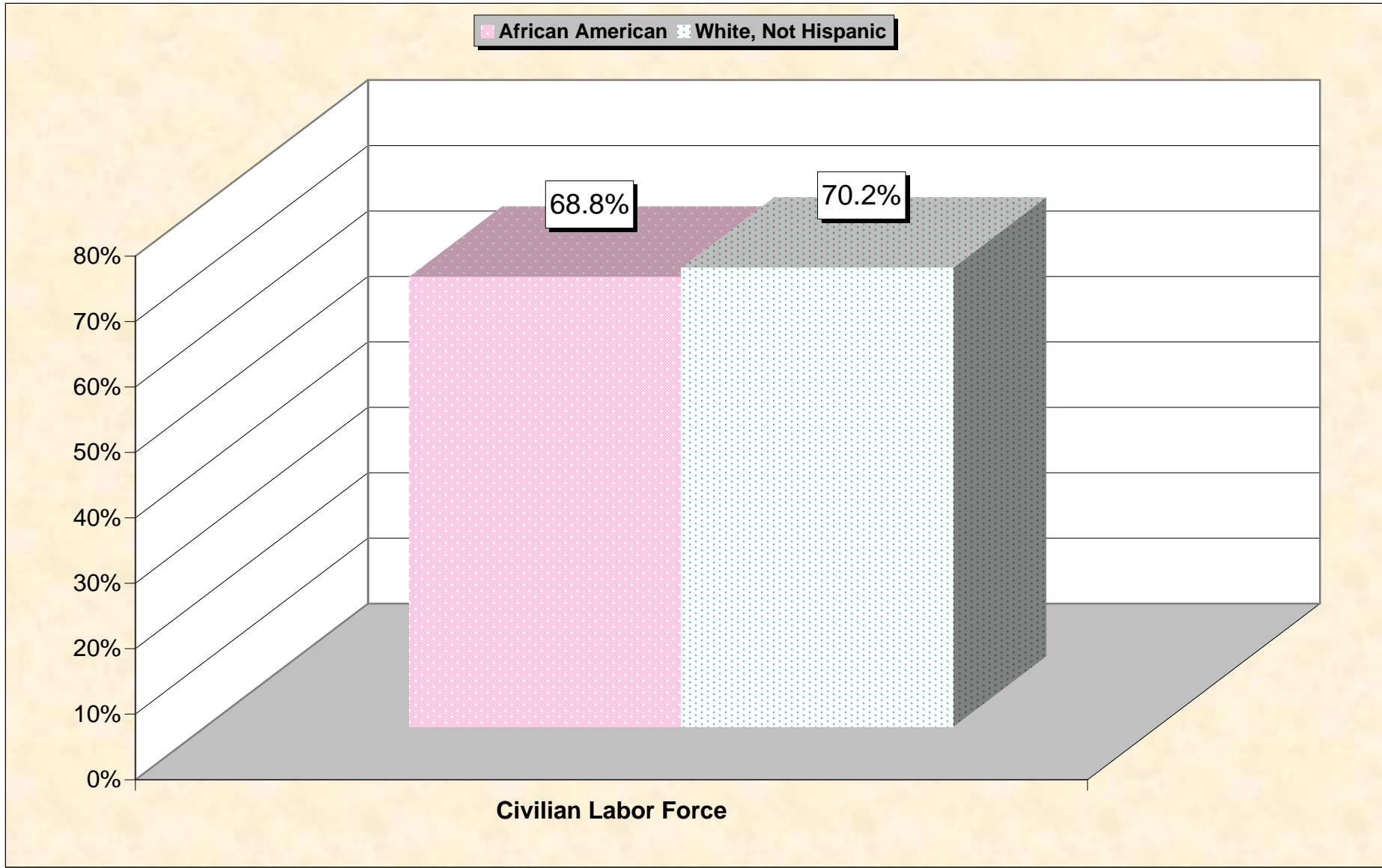
# Chart 4 -- Unemployment Rate (Civilian Labor Force) Charlotte--Gastonia--Rock Hill, NC--SC MSA (part); North Carolina



**Note:** Unemployment rate is defined as a percentage of the civilian labor force.

Source: Data Set: Census 2000 Summary File 3 (SF 3) - Sample Data -- P150B. SEX BY EMPLOYMENT STATUS FOR THE POPULATION 16 YEARS AND OVER (BLACK OR AFRICAN AMERICAN ALONE) [15] - Universe: Black or African American alone 16 years and over; P150I. SEX BY EMPLOYMENT STATUS FOR THE POPULATION 16 YEARS AND OVER (WHITE ALONE, NOT HISPANIC OR LATINO) [15] - Universe: White alone, not Hispanic or Latino population 16 years and over

# Chart 5 -- Labor Force Participation (Civilian Labor Force) Charlotte--Gastonia--Rock Hill, NC--SC MSA (part); North Carolina

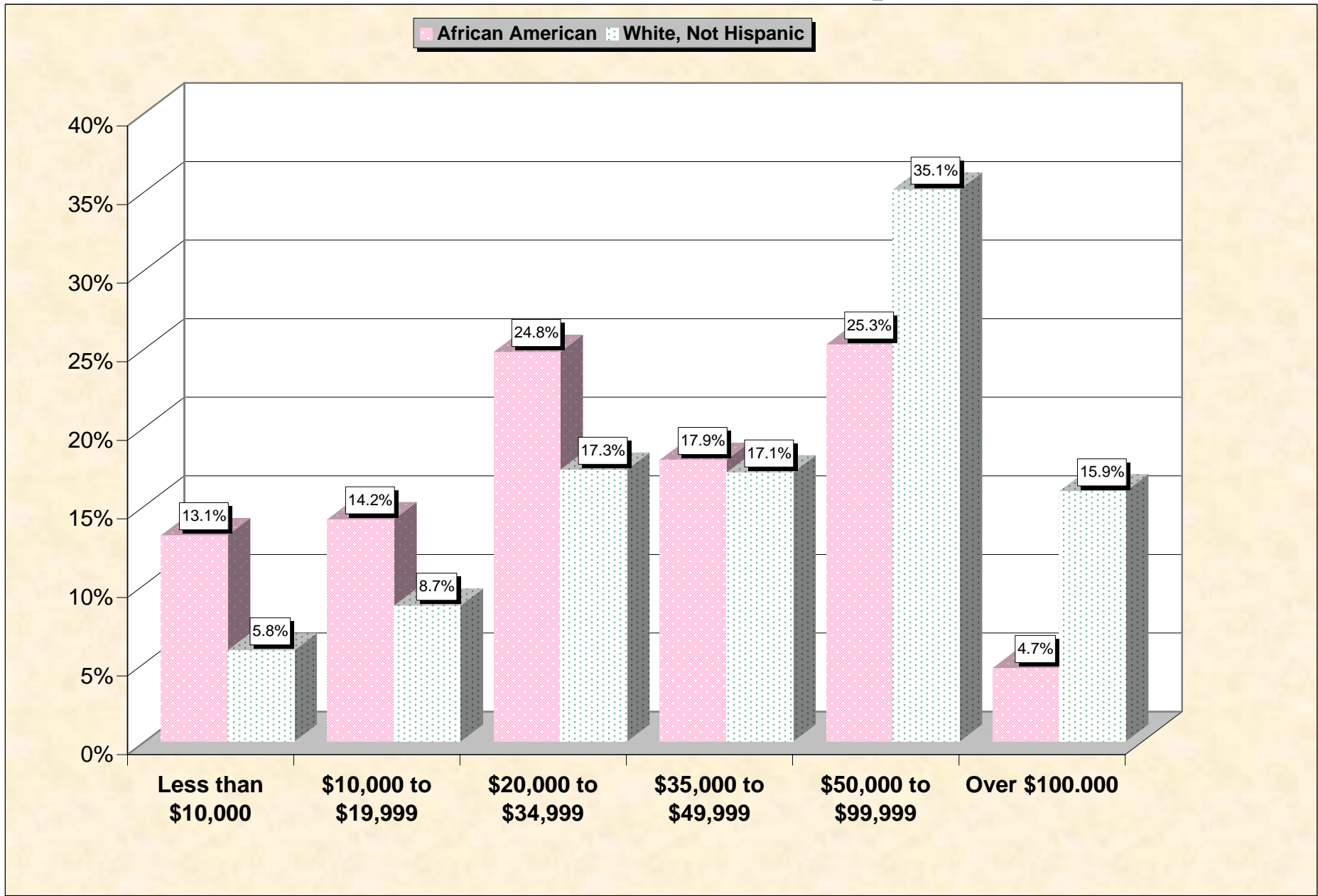


**Note:** Labor force participation rate is defined as a percentage of the civilian population over 16.

Source: Data Set: Census 2000 Summary File 3 (SF 3) - Sample Data -- P150B. SEX BY EMPLOYMENT STATUS FOR THE POPULATION 16 YEARS AND OVER (BLACK OR AFRICAN AMERICAN ALONE) [15] - Universe: Black or African American alone 16 years and over; P150I. SEX BY EMPLOYMENT STATUS FOR THE POPULATION 16 YEARS AND OVER (WHITE ALONE, NOT HISPANIC OR LATINO) [15] - Universe: White alone, not Hispanic or Latino population 16 years and over

# Chart 6 -- Household Income in 1999

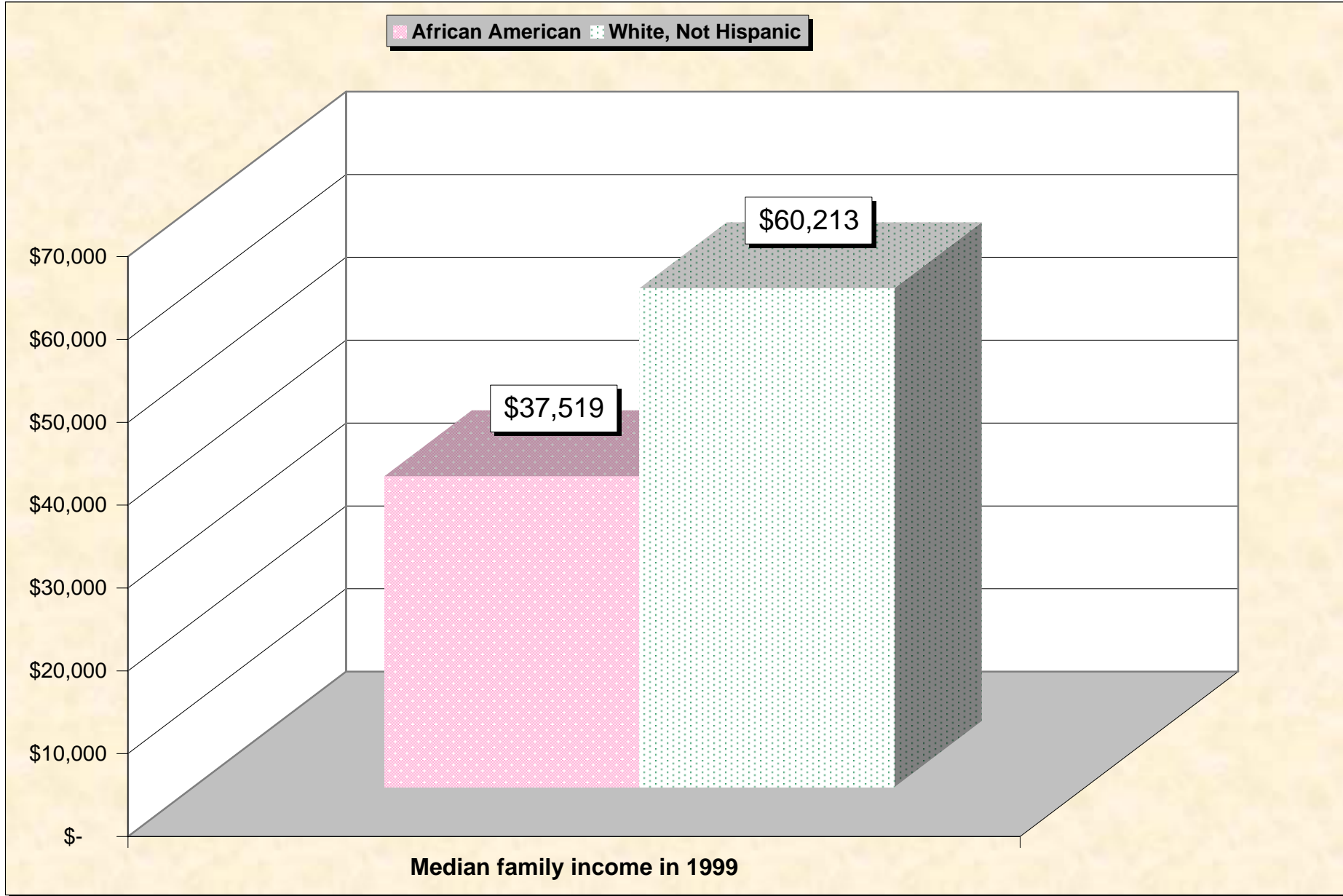
## Charlotte--Gastonia--Rock Hill, NC--SC MSA (part); North Carolina



Source: Data Set: Census 2000 Summary File 3 (SF 3) - Sample Data -- P151B. HOUSEHOLD INCOME IN 1999 (BLACK OR AFRICAN AMERICAN ALONE HOUSEHOLDER) [17] - Universe: Households with a householder who is Black or African American alone; P151I. HOUSEHOLD INCOME IN 1999 (WHITE ALONE, NOT HISPANIC OR LATINO HOUSEHOLDER) [17] - Universe: Households with a householder who is White alone, not Hispanic or Latino

# Chart 7 -- Median Family Income In 1999

## Charlotte--Gastonia--Rock Hill, NC--SC MSA (part); North Carolina

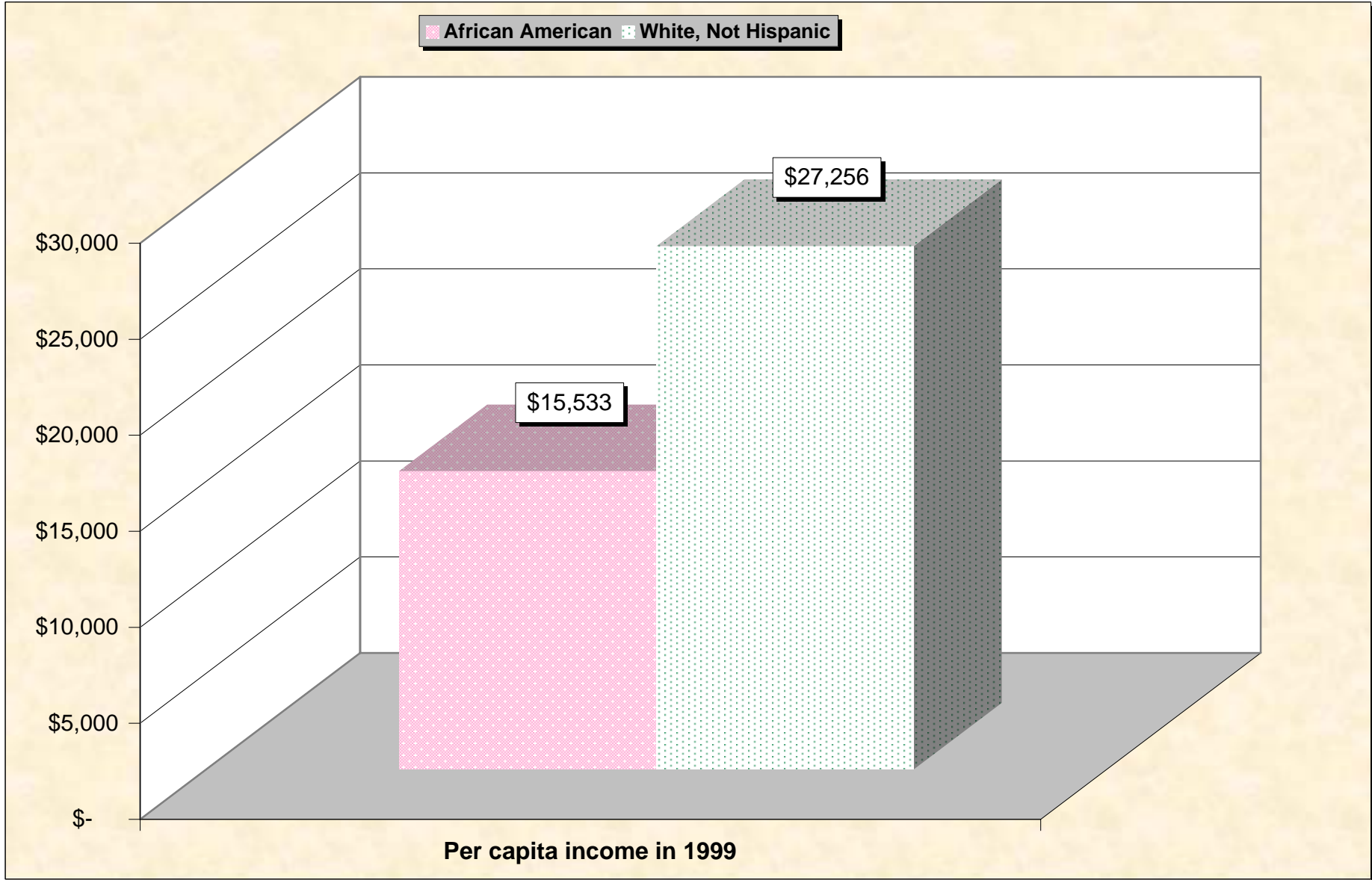


Source: Data Set: Census 2000 Summary File 3 (SF 3) - Sample Data -- P155B. MEDIAN FAMILY INCOME IN 1999 (DOLLARS) (BLACK OR AFRICAN AMERICAN ALONE HOUSEHOLDER) [1] - Universe: Families with a householder who is Black or African American alone ; P155I. MEDIAN FAMILY INCOME IN 1999 (DOLLARS) (WHITE ALONE, NOT HISPANIC OR LATINO HOUSEHOLDER) [1] - Universe: Families with a householder who is White alone, not Hispanic or Latino



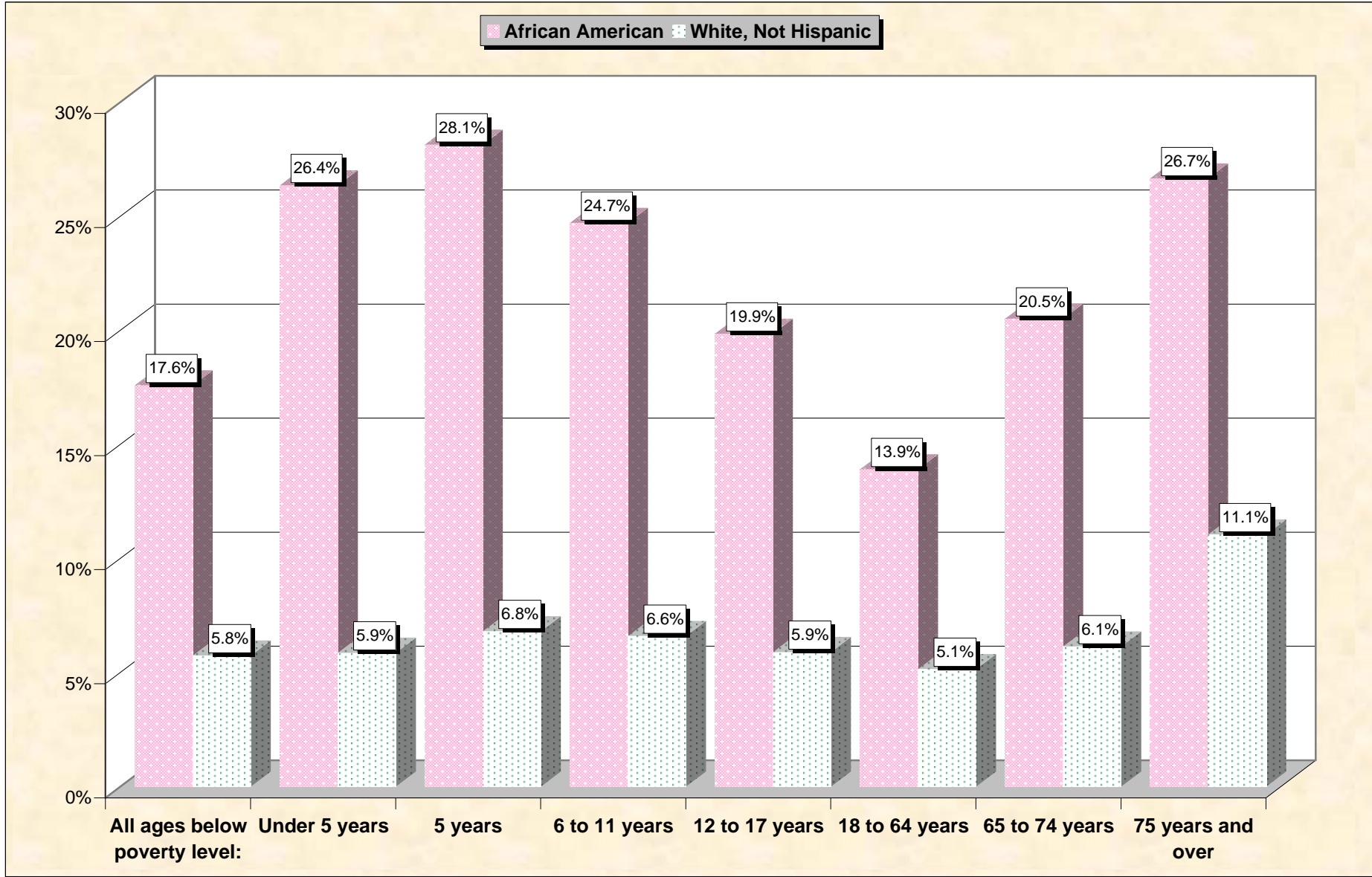
# Chart 8 -- Per Capita Income In 1999

## Charlotte--Gastonia--Rock Hill, NC--SC MSA (part); North Carolina



Source: Data Set: Census 2000 Summary File 3 (SF 3) - Sample Data -- P157B. PER CAPITA INCOME IN 1999 (DOLLARS) (BLACK OR AFRICAN AMERICAN ALONE) [1] - Universe: Black or African American alone; P157I. PER CAPITA INCOME IN 1999 (DOLLARS) (WHITE ALONE, NOT HISPANIC OR LATINO) [1] - Universe: White alone, not Hispanic or Latino population

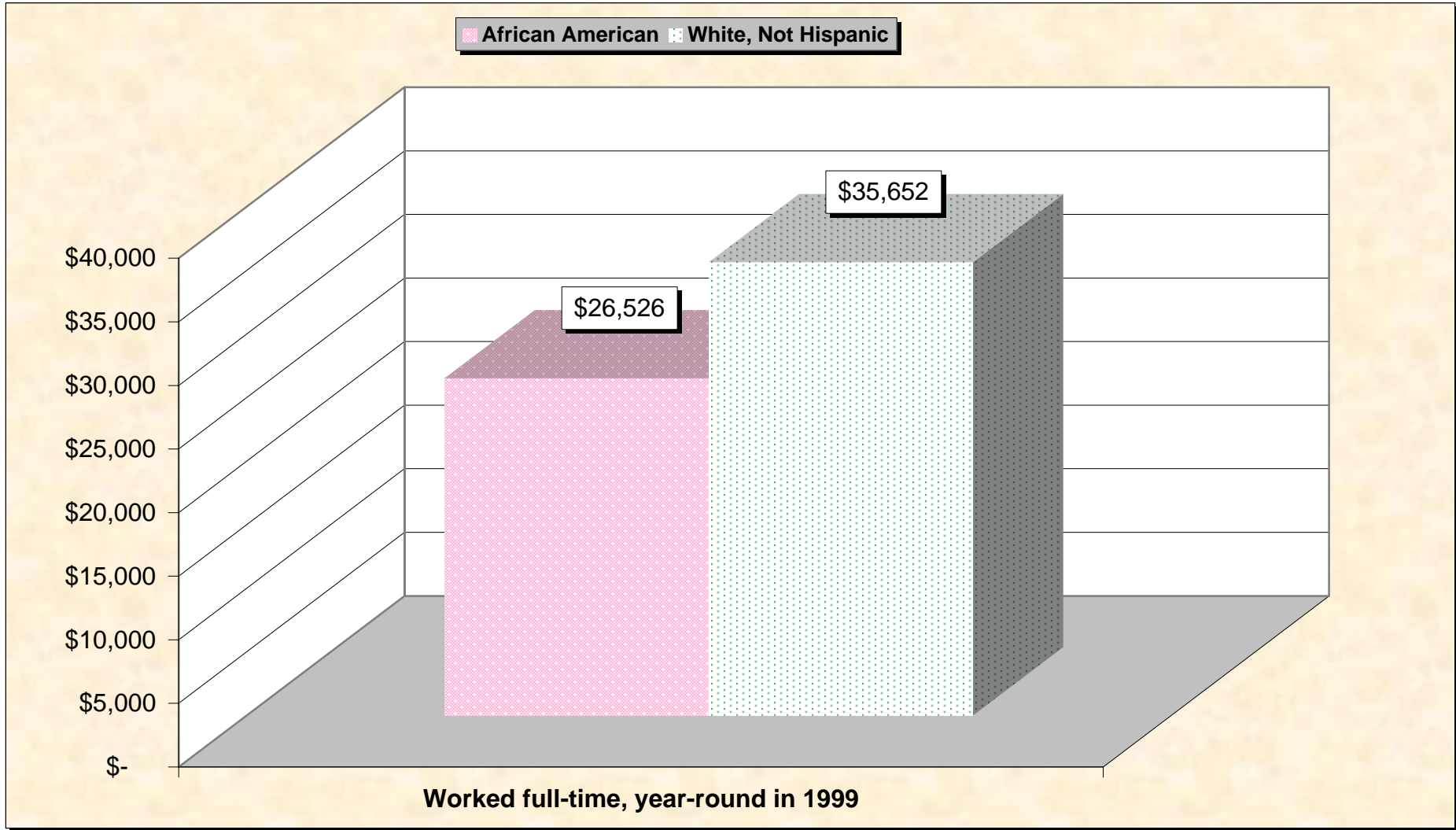
# Chart 9 -- Income in 1999 Below Poverty Level by Age Charlotte--Gastonia--Rock Hill, NC--SC MSA (part); North Carolina



Source: Data Set: Census 2000 Summary File 3 (SF 3) - Sample Data -- P159B. POVERTY STATUS IN 1999 BY AGE (BLACK OR AFRICAN AMERICAN ALONE) [17] - Universe: Black or African American alone for whom poverty status is determined;P159I. POVERTY STATUS IN 1999 BY AGE (WHITE ALONE, NOT HISPANIC OR LATINO) [17] - Universe: White alone, not Hispanic or Latino population for whom poverty status is determined.

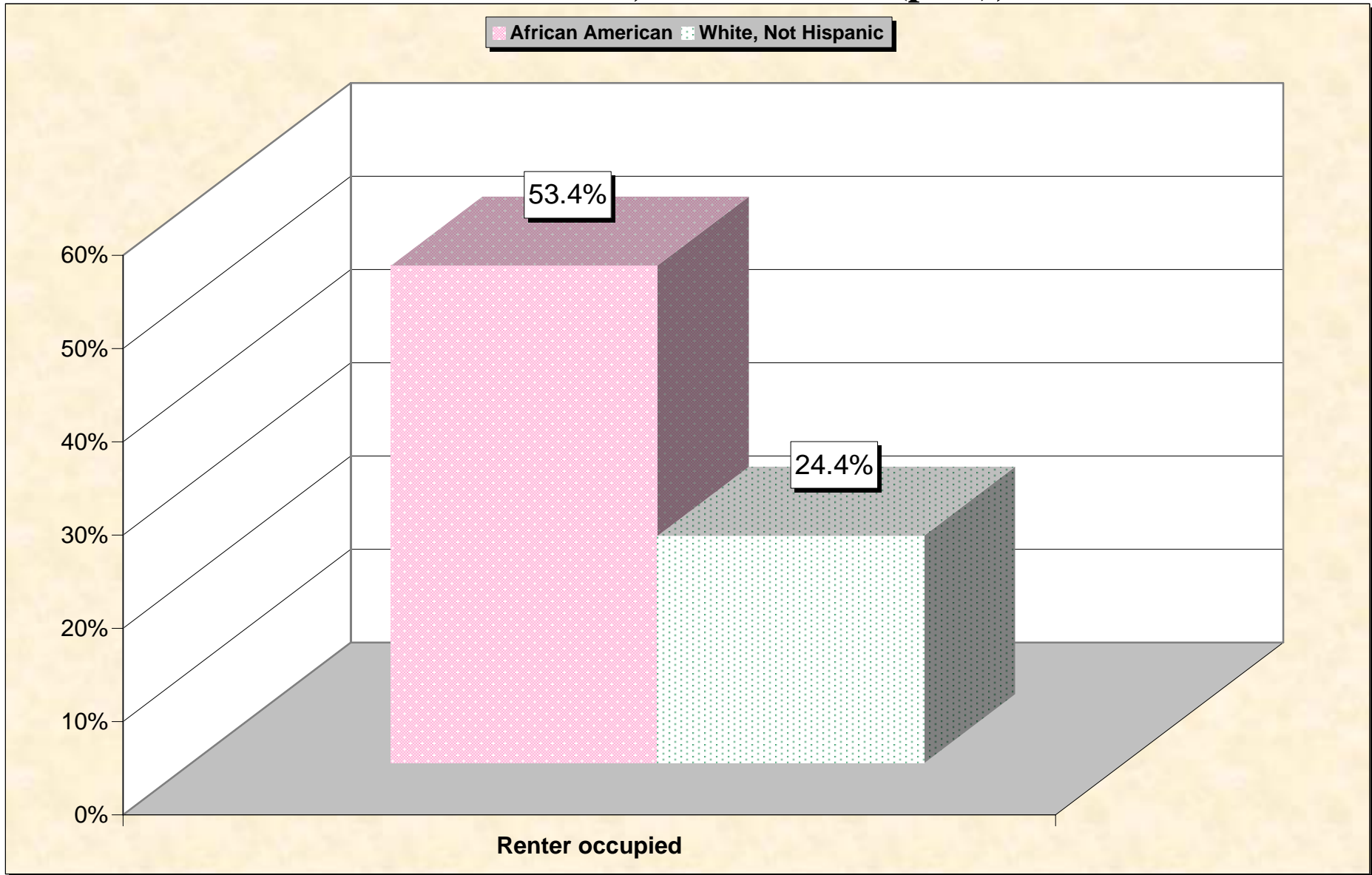
# Chart 10 -- Median Earnings in 1999

## Charlotte--Gastonia--Rock Hill, NC--SC MSA (part); North Carolina



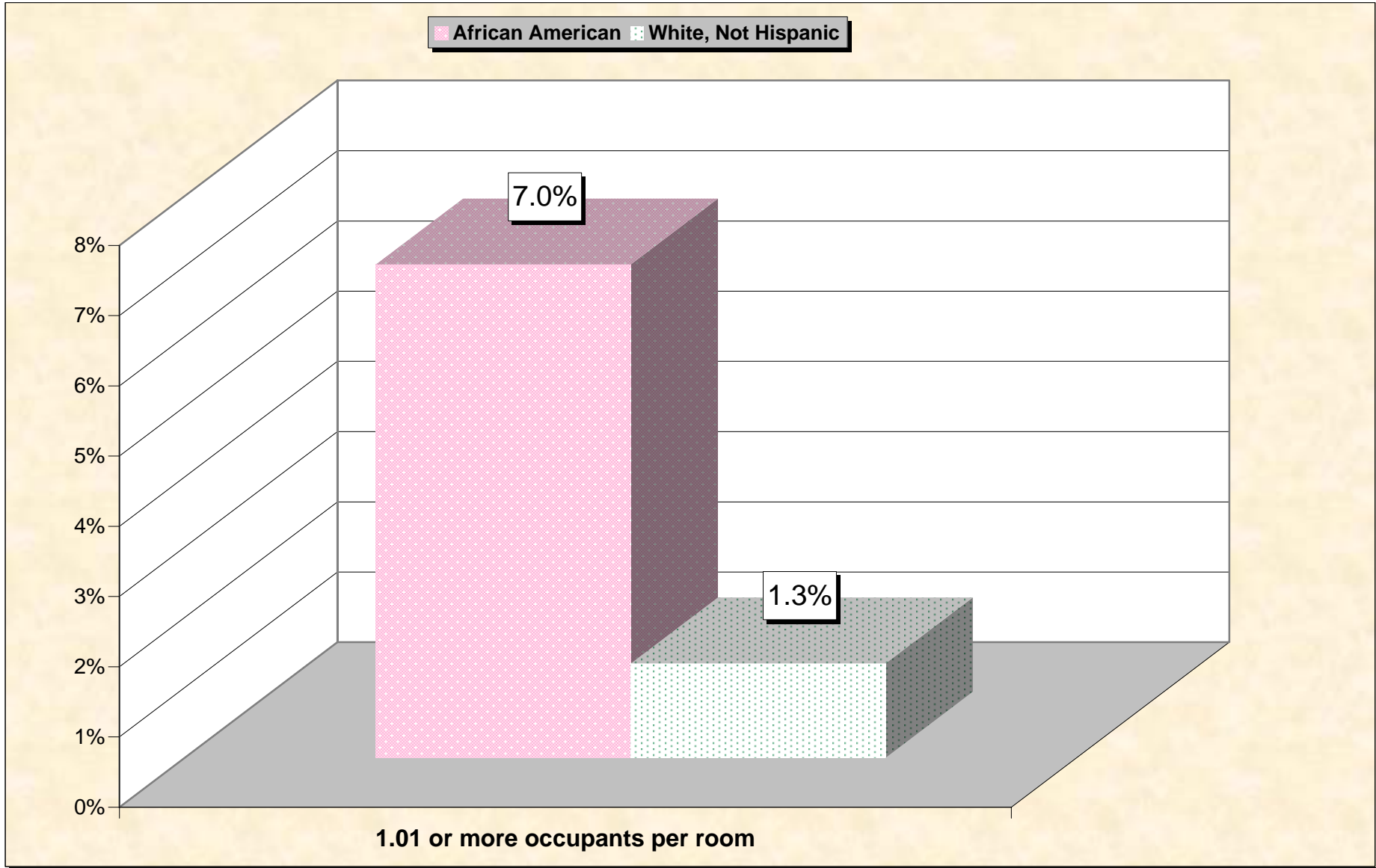
Source: Data Set: Census 2000 Summary File 3 (SF 3) - Sample Data -- PCT74B. MEDIAN EARNINGS IN 1999 (DOLLARS) BY WORK EXPERIENCE IN 1999 BY SEX FOR THE POPULATION 16 YEARS AND OVER WITH EARNINGS (BLACK OR AFRICAN AMERICAN ALONE) [6] - Universe: Black or African American alone 16 years and over with earnings in 1999; PCT74I. MEDIAN EARNINGS IN 1999 (DOLLARS) BY WORK EXPERIENCE IN 1999 BY SEX FOR THE POPULATION 16 YEARS AND OVER WITH EARNINGS (WHITE ALONE, NOT HISPANIC OR LATINO) [6] - Universe: White alone, not Hispanic or Latino population 16 years and over with earnings in 1999

# Chart 11 -- Renter-Occupied Housing Charlotte--Gastonia--Rock Hill, NC--SC MSA (part); North Carolina



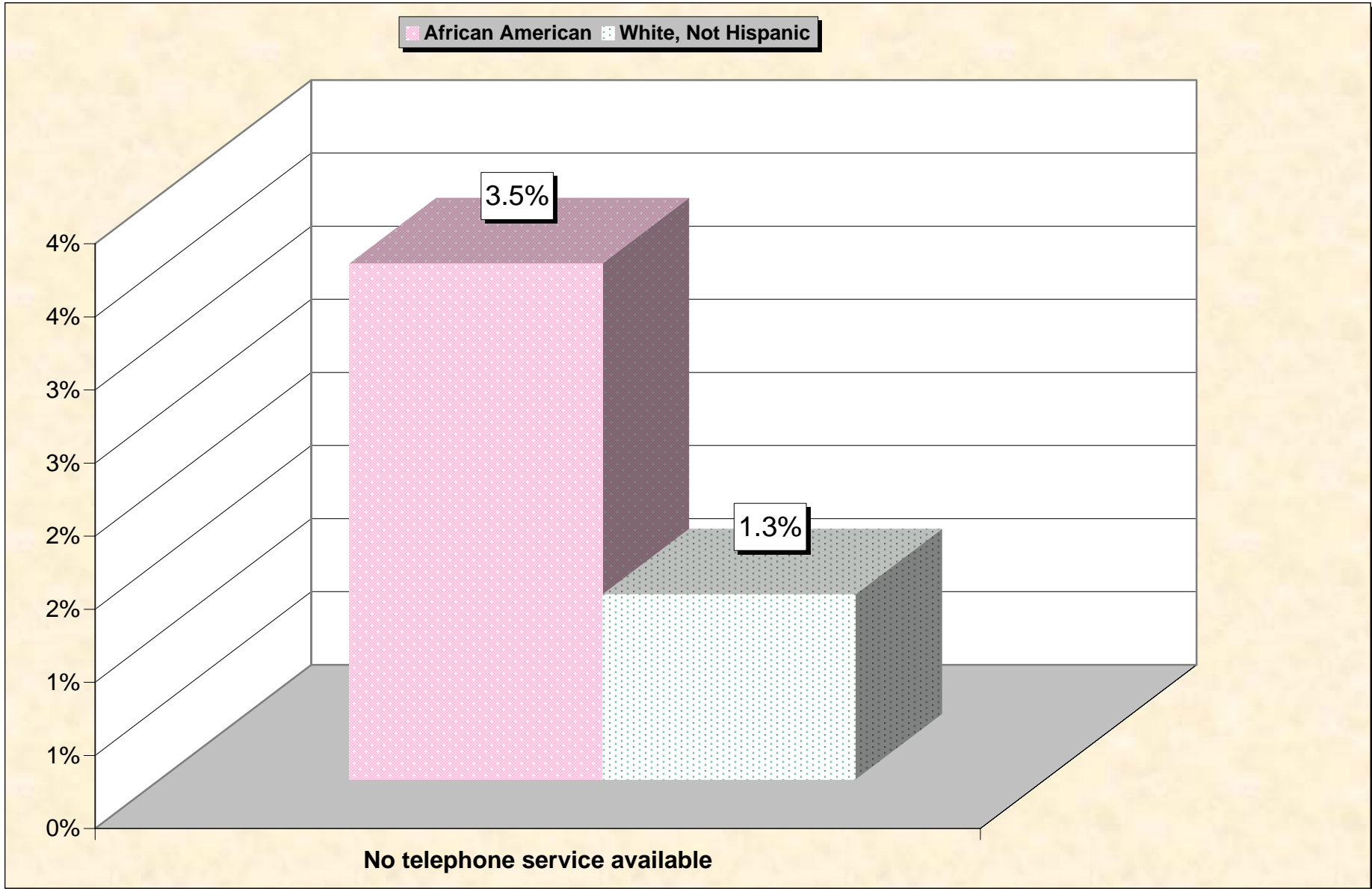
Source: Data Set: Census 2000 Summary File 3 (SF 3) - Sample Data -- H11. TENURE BY RACE OF HOUSEHOLDER [17] - Universe: Occupied housing units; H13. TENURE (WHITE ALONE, NOT HISPANIC OR LATINO HOUSEHOLDER) [3] - Universe: Occupied housing units with a householder who is White alone, not Hispanic or Latino.

# Chart 12 -- Occupants Per Room (Crowding) by Household Charlotte--Gastonia--Rock Hill, NC--SC MSA (part); North Carolina



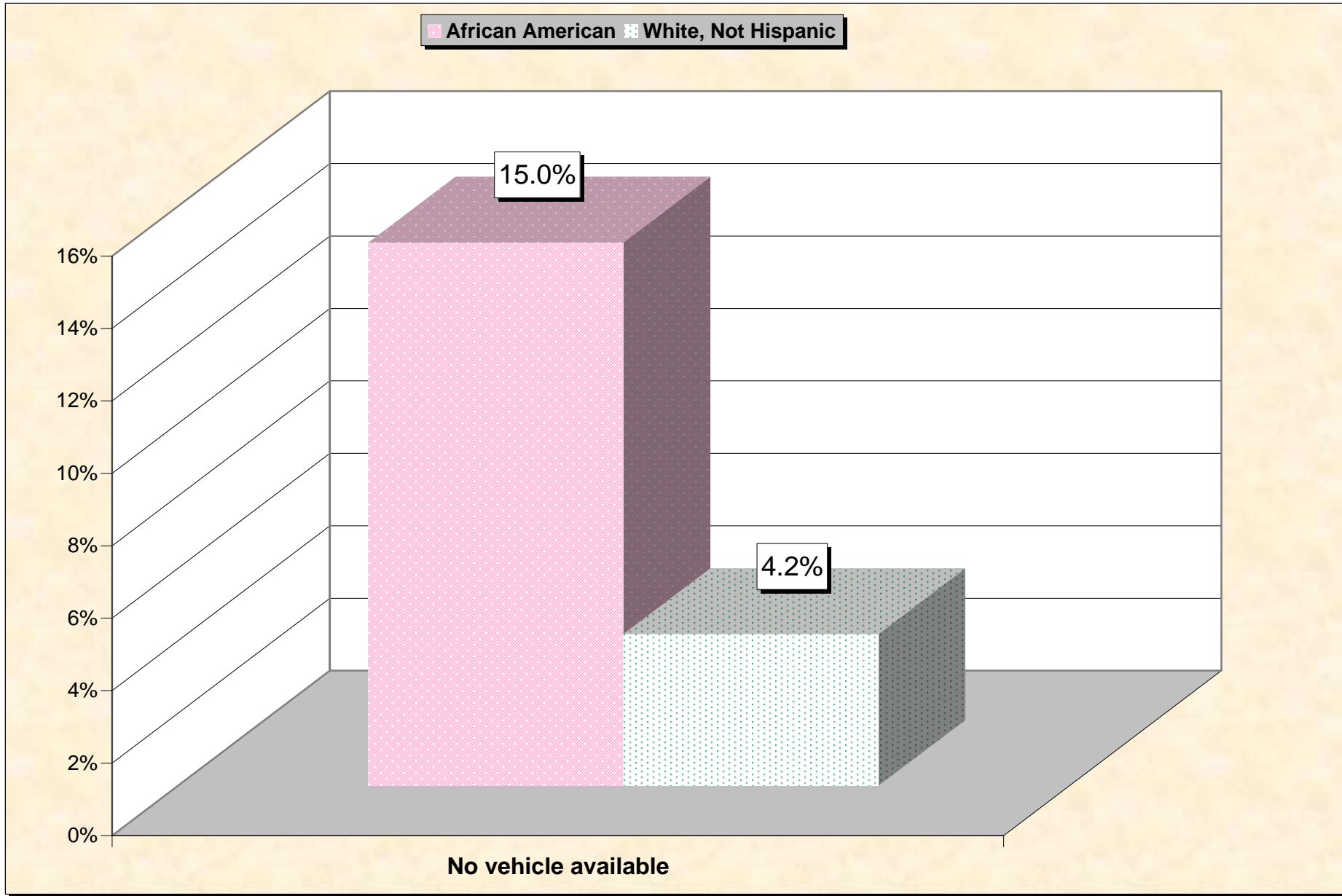
Source: Data Set: Census 2000 Summary File 3 (SF 3) - Sample Data -- HCT29B. OCCUPANTS PER ROOM (BLACK OR AFRICAN AMERICAN ALONE HOUSEHOLDER) [3] - Universe: Occupied housing units with a householder who is Black or African American alone; HCT29I. OCCUPANTS PER ROOM (WHITE ALONE, NOT HISPANIC OR LATINO HOUSEHOLDER) [3] - Universe: Occupied housing units with a householder who is White alone, not Hispanic or Latino

# Chart 13 -- Lack of Telephone Service by Household Charlotte--Gastonia--Rock Hill, NC--SC MSA (part); North Carolina



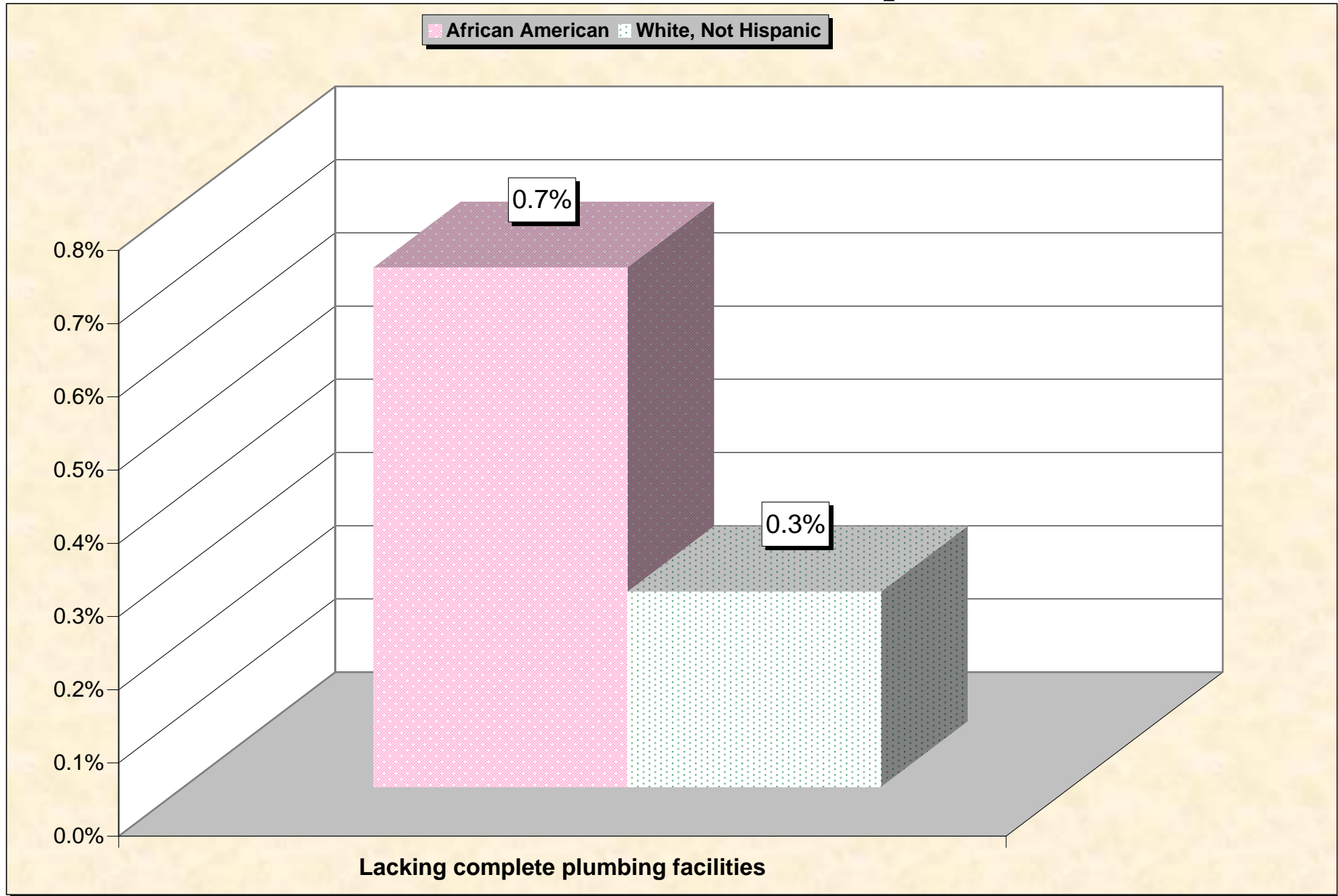
Source: Data Set: Census 2000 Summary File 3 (SF 3) - Sample Data -- HCT32B. TELEPHONE SERVICE AVAILABLE (BLACK OR AFRICAN AMERICAN ALONE HOUSEHOLDER) [3] - Universe: Occupied housing units with a householder who is Black or African American alone; HCT32I. TELEPHONE SERVICE AVAILABLE (WHITE ALONE, NOT HISPANIC OR LATINO HOUSEHOLDER) [3] - Universe: Occupied housing units with a householder who is White alone, not Hispanic or Latino

# Chart 14 -- Lack of Vehicle By Household Charlotte--Gastonia--Rock Hill, NC--SC MSA (part); North Carolina



Source: Data Set: Census 2000 Summary File 3 (SF 3) - Sample Data -- HCT33B. VEHICLES AVAILABLE (BLACK OR AFRICAN AMERICAN ALONE HOUSEHOLDER) [3] - Universe: Occupied housing units with a householder who is Black or African American alone;; HCT33I. VEHICLES AVAILABLE (WHITE ALONE, NOT HISPANIC OR LATINO HOUSEHOLDER) [3] - Universe: Occupied housing units with a householder who is White alone, not Hispanic or Latino

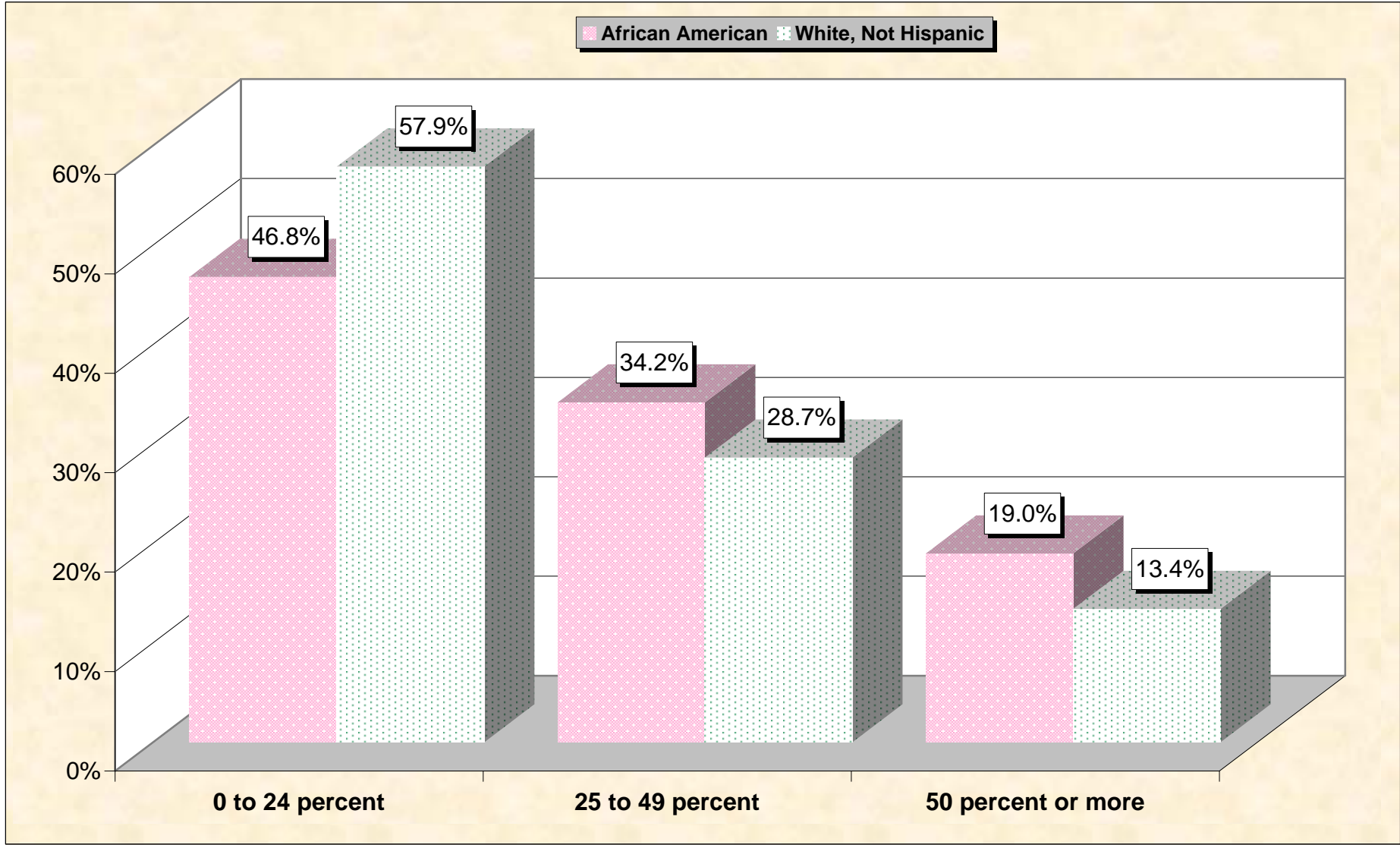
# Chart 15 -- Lack of Plumbing By Household Charlotte--Gastonia--Rock Hill, NC--SC MSA (part); North Carolina



Source: Data Set: Census 2000 Summary File 3 (SF 3) - Sample Data -- HCT34B. PLUMBING FACILITIES (BLACK OR AFRICAN AMERICAN ALONE HOUSEHOLDER) [3] - Universe: Occupied housing units with a householder who is Black or African American alone; HCT34I. PLUMBING FACILITIES (WHITE ALONE, NOT HISPANIC OR LATINO HOUSEHOLDER) [3] - Universe: Occupied housing units with a householder who is White alone, not Hispanic or Latino.



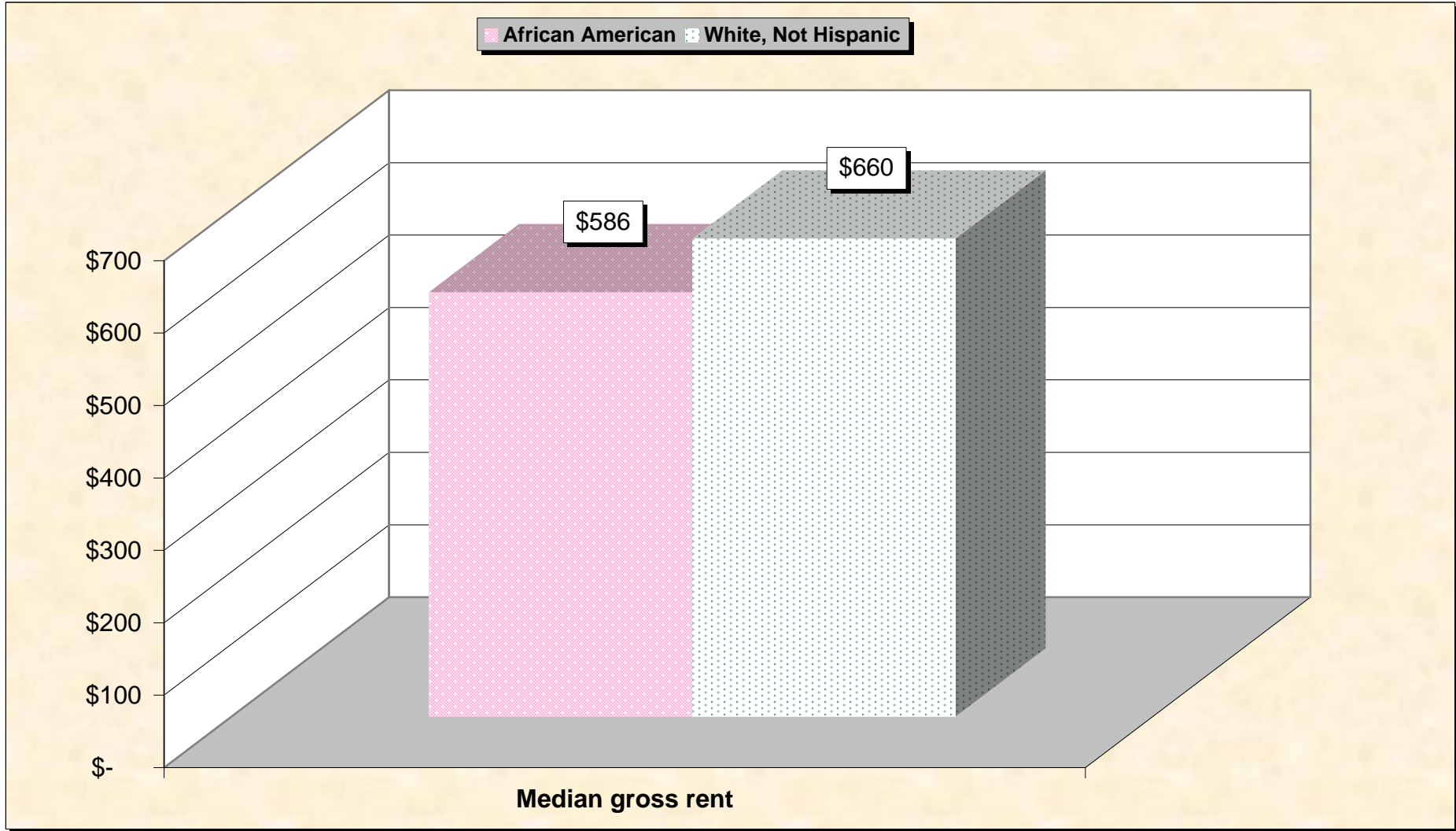
# Chart 16 -- Gross Rent as a Percentage of Household Income in 1999 Charlotte--Gastonia--Rock Hill, NC--SC MSA (part); North Carolina



Source: Data Set: Census 2000 Summary File 3 (SF 3) - Sample Data -- HCT39B. GROSS RENT AS A PERCENTAGE OF HOUSEHOLD INCOME IN 1999 (BLACK OR AFRICAN AMERICAN ALONE HOUSEHOLDER) [11] - Universe: Specified renter-occupied housing units with a householder who is Black or African American alone; HCT39I. GROSS RENT AS A PERCENTAGE OF HOUSEHOLD INCOME IN 1999 (WHITE ALONE, NOT HISPANIC OR LATINO HOUSEHOLDER) [11] - Universe: Specified renter-occupied housing units with a householder who is White alone, not Hispanic or Latino.

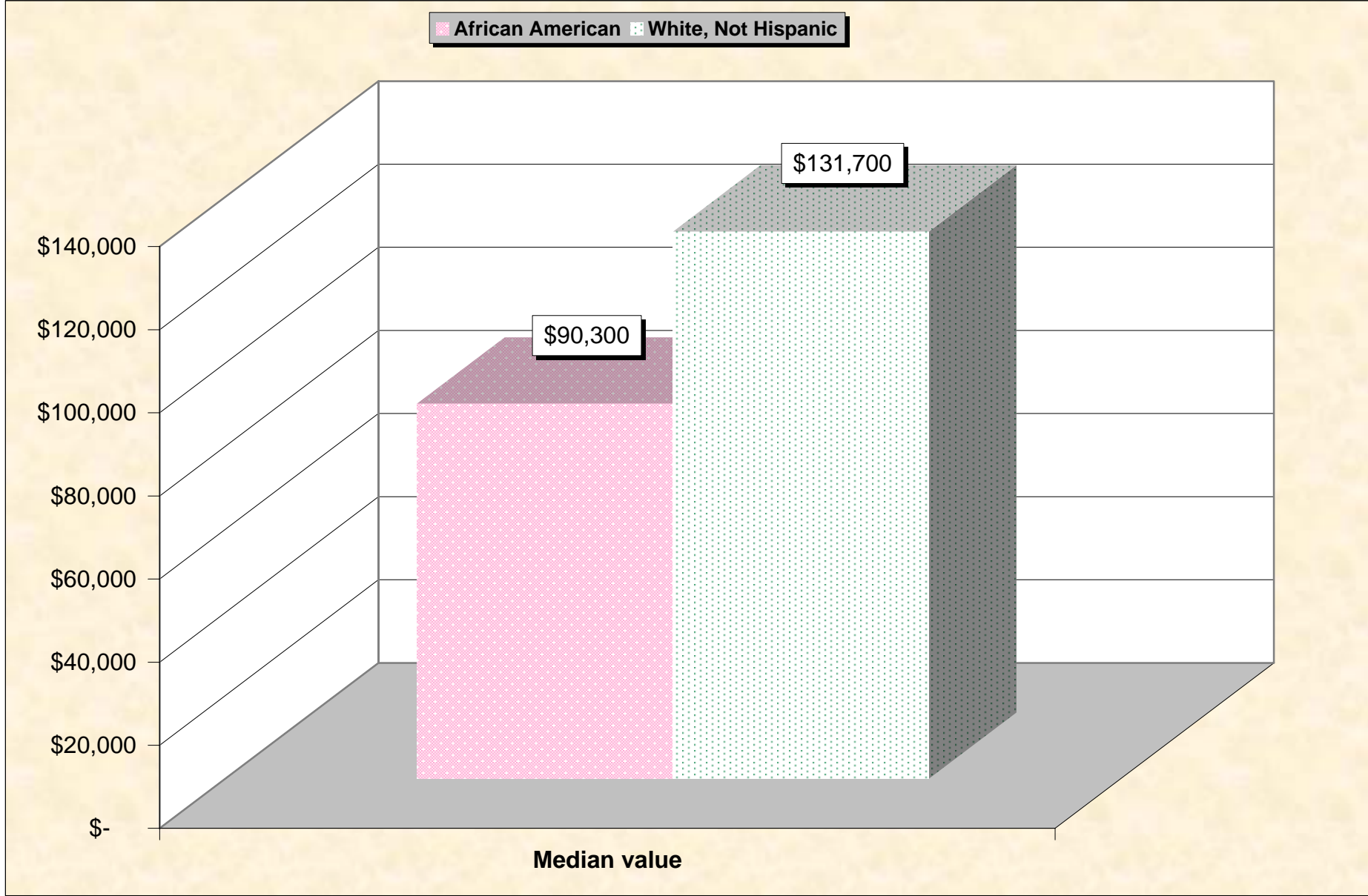
# Chart 17 -- Median Gross Rent By Household

## Charlotte--Gastonia--Rock Hill, NC--SC MSA (part); North Carolina



Source: Data Set: Census 2000 Summary File 3 (SF 3) - Sample Data -- HCT37B. MEDIAN GROSS RENT (DOLLARS) (BLACK OR AFRICAN AMERICAN ALONE HOUSEHOLDER) [1] - Universe: Specified renter-occupied housing units paying cash rent with a householder who is Black or African American alone; HCT37I. MEDIAN GROSS RENT (DOLLARS) (WHITE ALONE, NOT HISPANIC OR LATINO HOUSEHOLDER) [1] - Universe: Specified renter-occupied housing units paying cash rent with a householder who is White alone, not Hispanic or Latino

# Chart 18 -- Median Home Value By Household Charlotte--Gastonia--Rock Hill, NC--SC MSA (part); North Carolina



Source: Data Set: Census 2000 Summary File 3 (SF 3) - Sample Data -- HCT42B. MEDIAN VALUE (DOLLARS) (BLACK OR AFRICAN AMERICAN ALONE HOUSEHOLDER) [1] - Universe: Specified owner-occupied housing units with a householder who is Black or African American alone; HCT42I. MEDIAN VALUE (DOLLARS) (WHITE ALONE, NOT HISPANIC OR LATINO HOUSEHOLDER) [1] - Universe: Specified owner-occupied housing units with a householder who is White alone, not Hispanic or Latino

## HOUSEHOLDS BY AGE OF HOUSEHOLDER BY HOUSEHOLD TYPE (INCLUDING LIVING ALONE) BY PRESENCE OF OWN CHILDREN UNDER 18 YEARS

source data for Chart 1

	African American Charlotte--Gastonia-- Rock Hill, NC--SC	White, Not Hispanic Charlotte--Gastonia-- Rock Hill, NC--SC
Total:	99,674	382,710
Householder 15 to 64 years:	87,816	311,324
Family households:	61,154	223,466
Married-couple family:	30,886	190,350
With own children under 18 years	17,994	97,889
No own children under 18 years	12,892	92,461
Other family:	30,268	33,116
Male householder, no wife present:	4,852	10,290
With own children under 18 years	2518	5879
No own children under 18 years	2334	4411
Female householder, no husband present:	25,416	22,826
With own children under 18 years	17,801	14,980
No own children under 18 years	7,615	7,846
Nonfamily households:	26,662	87,858
Householder living alone	21,332	65,904
Householder not living alone	5330	21954
Householder 65 years and over:	11,858	71,386
Family households:	6,641	39,324
Married-couple family:	3272	33406
With own children under 18 years	82	152
No own children under 18 years	3190	33254
Other family:	3369	5918
Male householder, no wife present:	568	1099
With own children under 18 years	59	12
No own children under 18 years	509	1087
Female householder, no husband present:	2801	4819
With own children under 18 years	52	10
No own children under 18 years	2749	4809
Nonfamily households:	5217	32062
Householder living alone	5026	31242
Householder not living alone	191	820

Source: Data Set: Census 2000 Summary File 3 (SF 3) - Sample Data - P146B. HOUSEHOLDS BY AGE OF HOUSEHOLDER BY HOUSEHOLD TYPE (INCLUDING LIVING ALONE) BY PRESENCE OF OWN CHILDREN UNDER 18 YEARS (BLACK OR AFRICAN AMERICAN ALONE HOUSEHOLDER) [31] - Universe: Households with a householder who is Black or African American alone; P146I. HOUSEHOLDS BY AGE OF HOUSEHOLDER BY HOUSEHOLD TYPE (INCLUDING LIVING ALONE) BY PRESENCE OF OWN CHILDREN UNDER 18 YEARS (WHITE ALONE, NOT HISPANIC OR LATINO HOUSEHOLDER) [31] - Universe: Households with a householder who is White alone, not Hispanic or Latino.

## SCHOOL ENROLLMENT BY LEVEL OF SCHOOL BY TYPE OF SCHOOL FOR THE POPULATION 3 YEARS AND OVER

source data for Chart 2

	African American Charlotte--Gastonia-- Rock Hill, NC--SC	White, Not Hispanic Charlotte--Gastonia-- Rock Hill, NC--SC
Total:	262,045	906,396
Enrolled in nursery school, preschool:	6,882	17,989
Public school	5,277	5,601
Private school	1,605	12,388
Enrolled in kindergarten:	4,871	12,230
Public school	4,641	9,781
Private school	230	2,449
Enrolled in grade 1 to grade 8:	41,624	100,607
Public school	40,253	84,648
Private school	1,371	15,959
Enrolled in grade 9 to grade 12:	19,058	44,682
Public school	18,513	39,107
Private school	545	5,575
Enrolled in college:	17,872	43,154
Public school	12,629	32,118
Private school	5,243	11,036
Not enrolled in school	171,738	687,734

Source: Data Set: Census 2000 Summary File 3 (SF 3) - Sample Data - P146B. HOUSEHOLDS BY AGE OF HOUSEHOLDER BY HOUSEHOLD TYPE (INCLUDING LIVING ALONE) BY PRESENCE OF OWN CHILDREN UNDER 18 YEARS (BLACK OR AFRICAN AMERICAN ALONE HOUSEHOLDER) [31] - Universe: Households with a householder who is Black or African American alone; P146I. HOUSEHOLDS BY AGE OF HOUSEHOLDER BY HOUSEHOLD TYPE (INCLUDING LIVING ALONE) BY PRESENCE OF OWN CHILDREN UNDER 18 YEARS (WHITE ALONE, NOT HISPANIC OR LATINO HOUSEHOLDER) [31] - Universe: Households with a householder who is White alone, not Hispanic or Latino.

## SEX BY EDUCATIONAL ATTAINMENT FOR THE POPULATION 25 YEARS AND OVER

source data for Chart 3

	African American Charlotte--Gastonia-- Rock Hill, NC--SC	White, Not Hispanic Charlotte--Gastonia-- Rock Hill, NC--SC
Total:	160,911	655,593
Male:	71,265	315,506
Less than 9th grade	4,419	15,626
9th to 12th grade, no diploma	13,006	35,755
High school graduate (includes equivalency)	22,929	73,165
Some college, no degree	15,559	67,116
Associate degree	3,789	20,994
Bachelor's degree	8,893	73,457
Graduate or professional degree	2,670	29,393
Female:	89,646	340,087
Less than 9th grade	5,737	16,724
9th to 12th grade, no diploma	15,508	36,645
High school graduate (includes equivalency)	23,477	89,370
Some college, no degree	22,818	77,286
Associate degree	5,719	25,176
Bachelor's degree	12,491	69,605
Graduate or professional degree	3,896	25,281

Source: Data Set: Census 2000 Summary File 3 (SF 3) - Sample Data -- P148B. SEX BY EDUCATIONAL ATTAINMENT FOR THE POPULATION 25 YEARS AND OVER (BLACK OR AFRICAN AMERICAN ALONE) [17] - Universe: Black or African American alone 25 years and over; P148I. SEX BY EDUCATIONAL ATTAINMENT FOR THE POPULATION 25 YEARS AND OVER (WHITE ALONE, NOT HISPANIC OR LATINO) [17] - Universe: White alone, not Hispanic or Latino population 25 years and over.

## SEX BY EMPLOYMENT STATUS FOR THE POPULATION 16 YEARS AND OVER

source data for Charts 4 and 5

	African American Charlotte--Gastonia-- Rock Hill, NC--SC	White, Not Hispanic Charlotte--Gastonia-- Rock Hill, NC--SC
Total:	198,452	747,740
Male:	89,115	361,995
In labor force:	63,045	285,981
In Armed Forces	107	238
Civilian:	62,938	285,743
Employed	56,473	276,019
Unemployed	6,465	9,724
Not in labor force	26,070	76,014
Female:	109,337	385,745
In labor force:	73,649	239,050
In Armed Forces	57	15
Civilian:	73,592	239,035
Employed	67,074	229,155
Unemployed	6,518	9,880
Not in labor force	35,688	146,695

Source: Data Set: Census 2000 Summary File 3 (SF 3) - Sample Data -- P150B. SEX BY EMPLOYMENT STATUS FOR THE POPULATION 16 YEARS AND OVER (BLACK OR AFRICAN AMERICAN ALONE) [15] - Universe: Black or African American alone 16 years and over; P150I. SEX BY EMPLOYMENT STATUS FOR THE POPULATION 16 YEARS AND OVER (WHITE ALONE, NOT HISPANIC OR LATINO) [15] - Universe: White alone, not Hispanic or Latino population 16 years and over

## HOUSEHOLD INCOME IN 1999

source data for Chart 6

	African American Charlotte--Gastonia-- Rock Hill, NC--SC	White, Not Hispanic Charlotte--Gastonia-- Rock Hill, NC--SC
Total:	99674	382710
Less than \$10,000	13096	22274
\$10,000 to \$14,999	6586	16403
\$15,000 to \$19,999	7519	16746
\$20,000 to \$24,999	8422	20334
\$25,000 to \$29,999	8751	22605
\$30,000 to \$34,999	7545	23303
\$35,000 to \$39,999	6584	22386
\$40,000 to \$44,999	6319	22947
\$45,000 to \$49,999	4979	20228
\$50,000 to \$59,999	9068	39211
\$60,000 to \$74,999	8804	47819
\$75,000 to \$99,999	7321	47442
\$100,000 to \$124,999	2336	25059
\$125,000 to \$149,999	936	12201
\$150,000 to \$199,999	621	10848
\$200,000 or more	787	12904

Source: Data Set: Census 2000 Summary File 3 (SF 3) - Sample Data -- P151B. HOUSEHOLD INCOME IN 1999 (BLACK OR AFRICAN AMERICAN ALONE HOUSEHOLDER) [17] - Universe: Households with a householder who is Black or African American alone; P151I. HOUSEHOLD INCOME IN 1999 (WHITE ALONE, NOT HISPANIC OR LATINO HOUSEHOLDER) [17] - Universe: Households with a householder who is White alone, not Hispanic or Latino



## MEDIAN FAMILY INCOME IN 1999

source data for Chart 7

	African American Charlotte--Gastonia-- Rock Hill, NC--SC	White, Not Hispanic Charlotte--Gastonia-- Rock Hill, NC--SC
Median family income in 1999	\$ 37,519	\$ 60,213

Source: Data Set: Census 2000 Summary File 3 (SF 3) - Sample Data -- P155B. MEDIAN FAMILY INCOME IN 1999 (DOLLARS) (BLACK OR AFRICAN AMERICAN ALONE HOUSEHOLDER) [1] - Universe: Families with a householder who is Black or African American alone ; P155I. MEDIAN FAMILY INCOME IN 1999 (DOLLARS) (WHITE ALONE, NOT HISPANIC OR LATINO HOUSEHOLDER) [1] - Universe: Families with a householder who is White alone, not Hispanic or Latino

## PER CAPITA INCOME IN 1999

source data for Chart 8

	African American Charlotte--Gastonia-- Rock Hill, NC--SC	White, Not Hispanic Charlotte--Gastonia-- Rock Hill, NC--SC
Per capita income in 1999	\$ 15,533	\$ 27,256

Source: Data Set: Census 2000 Summary File 3 (SF 3) - Sample Data -- P157B. PER CAPITA INCOME IN 1999 (DOLLARS) (BLACK OR AFRICAN AMERICAN ALONE) [1] - Universe: Black or African American alone; P157I. PER CAPITA INCOME IN 1999 (DOLLARS) (WHITE ALONE, NOT HISPANIC OR LATINO) [1] - Universe: White alone, not Hispanic or Latino population

## POVERTY STATUS IN 1999 BY AGE

source data for Chart 9

	African American Charlotte--Gastonia-- Rock Hill, NC--SC	White, Not Hispanic Charlotte--Gastonia-- Rock Hill, NC--SC
Total:	266,318	926,908
Income in 1999 below poverty level:	46,855	53,308
Under 5 years	5,788	3,480
5 years	1302	804
6 to 11 years	7,654	4,942
12 to 17 years	5,228	4,015
18 to 64 years	23,023	31,126
65 to 74 years	2121	3,792
75 years and over	1739	5,149
Income in 1999 at or above poverty level:	219,463	873,600
Under 5 years	16,169	55,845
5 years	3324	11,003
6 to 11 years	23,322	69,868
12 to 17 years	21,107	64,058
18 to 64 years	142,539	573,431
65 to 74 years	8,218	57,980
75 years and over	4784	41,415

Source: Data Set: Census 2000 Summary File 3 (SF 3) - Sample Data -- P159B. POVERTY STATUS IN 1999 BY AGE (BLACK OR AFRICAN AMERICAN ALONE) [17] - Universe: Black or African American alone for whom poverty status is determined;P159I. POVERTY STATUS IN 1999 BY AGE (WHITE ALONE, NOT HISPANIC OR LATINO) [17] - Universe: White alone, not Hispanic or Latino population for whom poverty status is determined.

## MEDIAN EARNINGS IN 1999

source data for Chart 10

	African American Charlotte--Gastonia-- Rock Hill, NC--SC	White, Not Hispanic Charlotte--Gastonia-- Rock Hill, NC--SC
Median earnings in 1999 --		
Worked full-time, year-round in 1999 --		
Total	\$ 26,526	\$ 35,652
Male	\$ 29,124	\$ 40,893
Female	\$ 24,794	\$ 28,937
Other --		
Total	\$ 10,646	\$ 11,384
Male	\$ 10,609	\$ 12,932
Female	\$ 10,669	\$ 10,672

Source: Data Set: Census 2000 Summary File 3 (SF 3) - Sample Data -- PCT74B. MEDIAN EARNINGS IN 1999 (DOLLARS) BY WORK EXPERIENCE IN 1999 BY SEX FOR THE POPULATION 16 YEARS AND OVER WITH EARNINGS (BLACK OR AFRICAN AMERICAN ALONE) [6] - Universe: Black or African American alone 16 years and over with earnings in 1999; PCT74I. MEDIAN EARNINGS IN 1999 (DOLLARS) BY WORK EXPERIENCE IN 1999 BY SEX FOR THE POPULATION 16 YEARS AND OVER WITH EARNINGS (WHITE ALONE, NOT HISPANIC OR LATINO) [6] - Universe: White alone, not Hispanic or Latino population 16 years and over with earnings in 1999

## TENURE BY RACE OF HOUSEHOLDER

source data for Chart 11

	<b>Charlotte--Gastonia-- Rock Hill, NC--SC</b>
Total:	514,242
Owner occupied:	348,841
Householder who is White alone	292,949
<b>Householder who is Black or African American alone</b>	46,456
Householder who is American Indian and Alaska Native alone	988
Householder who is Asian alone	4,012
Householder who is Native Hawaiian and Other Pacific Islander alone	39
Householder who is Some other race alone	2,113
Householder who is Two or more races	2,284
Renter occupied:	165,401
Householder who is White alone	99,447
<b>Householder who is Black or African American alone</b>	53,150
Householder who is American Indian and Alaska Native alone	1,095
Householder who is Asian alone	3,006
Householder who is Native Hawaiian and Other Pacific Islander alone	114
Householder who is Some other race alone	5,592
Householder who is Two or more races	2,997

### White alone, not Hispanic

### White, Not Hispanic

		<b>Charlotte--Gastonia-- Rock Hill, NC--SC</b>
Total:		383,989
Owner occupied		290,320
Renter occupied		93,669

Source: Data Set: Census 2000 Summary File 3 (SF 3) - Sample Data -- H11. TENURE BY RACE OF HOUSEHOLDER [17] - Universe: Occupied housing units; H13. TENURE (WHITE ALONE, NOT HISPANIC OR LATINO HOUSEHOLDER) [3] - Universe: Occupied housing units with a householder who is White alone, not Hispanic or Latino.

## OCCUPANTS PER ROOM

### source data for Chart 12

	African American Charlotte--Gastonia-- Rock Hill, NC--SC	White, Not Hispanic Charlotte--Gastonia-- Rock Hill, NC--SC
Total:	99,606	383,989
1.00 or less occupants per room	92,610	378,834
1.01 or more occupants per room	6,996	5,155

Source: Data Set: Census 2000 Summary File 3 (SF 3) - Sample Data -- HCT29B. OCCUPANTS PER ROOM (BLACK OR AFRICAN AMERICAN ALONE HOUSEHOLDER) [3] - Universe: Occupied housing units with a householder who is Black or African American alone; HCT29I. OCCUPANTS PER ROOM (WHITE ALONE, NOT HISPANIC OR LATINO HOUSEHOLDER) [3] - Universe: Occupied housing units with a householder who is White alone, not Hispanic or Latino

## TELEPHONE SERVICE AVAILABLE

### source data for Chart 13

	African American Charlotte--Gastonia-- Rock Hill, NC--SC	White, Not Hispanic Charlotte--Gastonia-- Rock Hill, NC--SC
Total:	99,606	383,989
With telephone service available	96,089	379,126
No telephone service available	3,517	4,863

Source: Data Set: Census 2000 Summary File 3 (SF 3) - Sample Data -- HCT32B. TELEPHONE SERVICE AVAILABLE (BLACK OR AFRICAN AMERICAN ALONE HOUSEHOLDER) [3] - Universe: Occupied housing units with a householder who is Black or African American alone; HCT32I. TELEPHONE SERVICE AVAILABLE (WHITE ALONE, NOT HISPANIC OR LATINO HOUSEHOLDER) [3] - Universe: Occupied housing units with a householder who is White alone, not Hispanic or Latino

## VEHICLES AVAILABLE

### source data for Chart 14

	African American Charlotte--Gastonia-- Rock Hill, NC--SC	White, Not Hispanic Charlotte--Gastonia-- Rock Hill, NC--SC
Total:	99,606	383,989
No vehicle available	14,944	16,109
1 or more vehicles available	84,662	367,880

Source: Data Set: Census 2000 Summary File 3 (SF 3) - Sample Data -- HCT33B. VEHICLES AVAILABLE (BLACK OR AFRICAN AMERICAN ALONE HOUSEHOLDER) [3] - Universe: Occupied housing units with a householder who is Black or African American alone;; HCT33I. VEHICLES AVAILABLE (WHITE ALONE, NOT HISPANIC OR LATINO HOUSEHOLDER) [3] - Universe: Occupied housing units with a householder who is White alone, not Hispanic or Latino

## PLUMBING FACILITIES

### source data for Chart 15

	African American Charlotte--Gastonia-- Rock Hill, NC--SC	White, Not Hispanic Charlotte--Gastonia-- Rock Hill, NC--SC
Total:	99,606	383,989
Complete plumbing facilities	98,899	382,965
Lacking complete plumbing facilities	707	1,024

Source: Data Set: Census 2000 Summary File 3 (SF 3) - Sample Data -- HCT34B. PLUMBING FACILITIES (BLACK OR AFRICAN AMERICAN ALONE HOUSEHOLDER) [3] - Universe: Occupied housing units with a householder who is Black or African American alone; HCT34I. PLUMBING FACILITIES (WHITE ALONE, NOT HISPANIC OR LATINO HOUSEHOLDER) [3] - Universe: Occupied housing units with a householder who is White alone, not Hispanic or Latino.

## GROSS RENT AS A PERCENTAGE OF HOUSEHOLD INCOME IN 1999

source data for Chart 16

	African American Charlotte--Gastonia-- Rock Hill, NC--SC	White, Not Hispanic Charlotte--Gastonia-- Rock Hill, NC--SC
Total:	52,966	92,445
Less than 10 percent	2924	6,466
10 to 14 percent	5,778	13,733
15 to 19 percent	7952	15,814
20 to 24 percent	7013	13,635
25 to 29 percent	6386	9,286
30 to 34 percent	4210	6,148
35 to 39 percent	2927	4,023
40 to 49 percent	3753	5,104
50 percent or more	9,601	11,509
Not computed	2422	6,727

Source: Data Set: Census 2000 Summary File 3 (SF 3) - Sample Data -- HCT39B. GROSS RENT AS A PERCENTAGE OF HOUSEHOLD INCOME IN 1999 (BLACK OR AFRICAN AMERICAN ALONE HOUSEHOLDER) [11] - Universe: Specified renter-occupied housing units with a householder who is Black or African American alone; HCT39I. GROSS RENT AS A PERCENTAGE OF HOUSEHOLD INCOME IN 1999 (WHITE ALONE, NOT HISPANIC OR LATINO HOUSEHOLDER) [11] - Universe: Specified renter-occupied housing units with a householder who is White alone, not Hispanic or Latino.

## MEDIAN GROSS RENT

### source data for Chart 17

	African American Charlotte--Gastonia-- Rock Hill, NC--SC	White, Not Hispanic Charlotte--Gastonia-- Rock Hill, NC--SC
Median gross rent	\$ 586	\$ 660

Source: Data Set: Census 2000 Summary File 3 (SF 3) - Sample Data -- HCT37B. MEDIAN GROSS RENT (DOLLARS) (BLACK OR AFRICAN AMERICAN ALONE HOUSEHOLDER) [1] - Universe: Specified renter-occupied housing units paying cash rent with a householder who is Black or African American alone; HCT37I. MEDIAN GROSS RENT (DOLLARS) (WHITE ALONE, NOT HISPANIC OR LATINO HOUSEHOLDER) [1] - Universe: Specified renter-occupied housing units paying cash rent with a householder who is White alone, not Hispanic or Latino

## MEDIAN HOME VALUE

### source data for Chart 18

	African American Charlotte--Gastonia-- Rock Hill, NC--SC	White, Not Hispanic Charlotte--Gastonia-- Rock Hill, NC--SC
Median value	\$ 90,300	\$ 131,700

Source: Data Set: Census 2000 Summary File 3 (SF 3) - Sample Data -- HCT42B. MEDIAN VALUE (DOLLARS) (BLACK OR AFRICAN AMERICAN ALONE HOUSEHOLDER) [1] - Universe: Specified owner-occupied housing units with a householder who is Black or African American alone; HCT42I. MEDIAN VALUE (DOLLARS) (WHITE ALONE, NOT HISPANIC OR LATINO HOUSEHOLDER) [1] - Universe: Specified owner-occupied housing units with a householder who is White alone, not Hispanic or Latino