

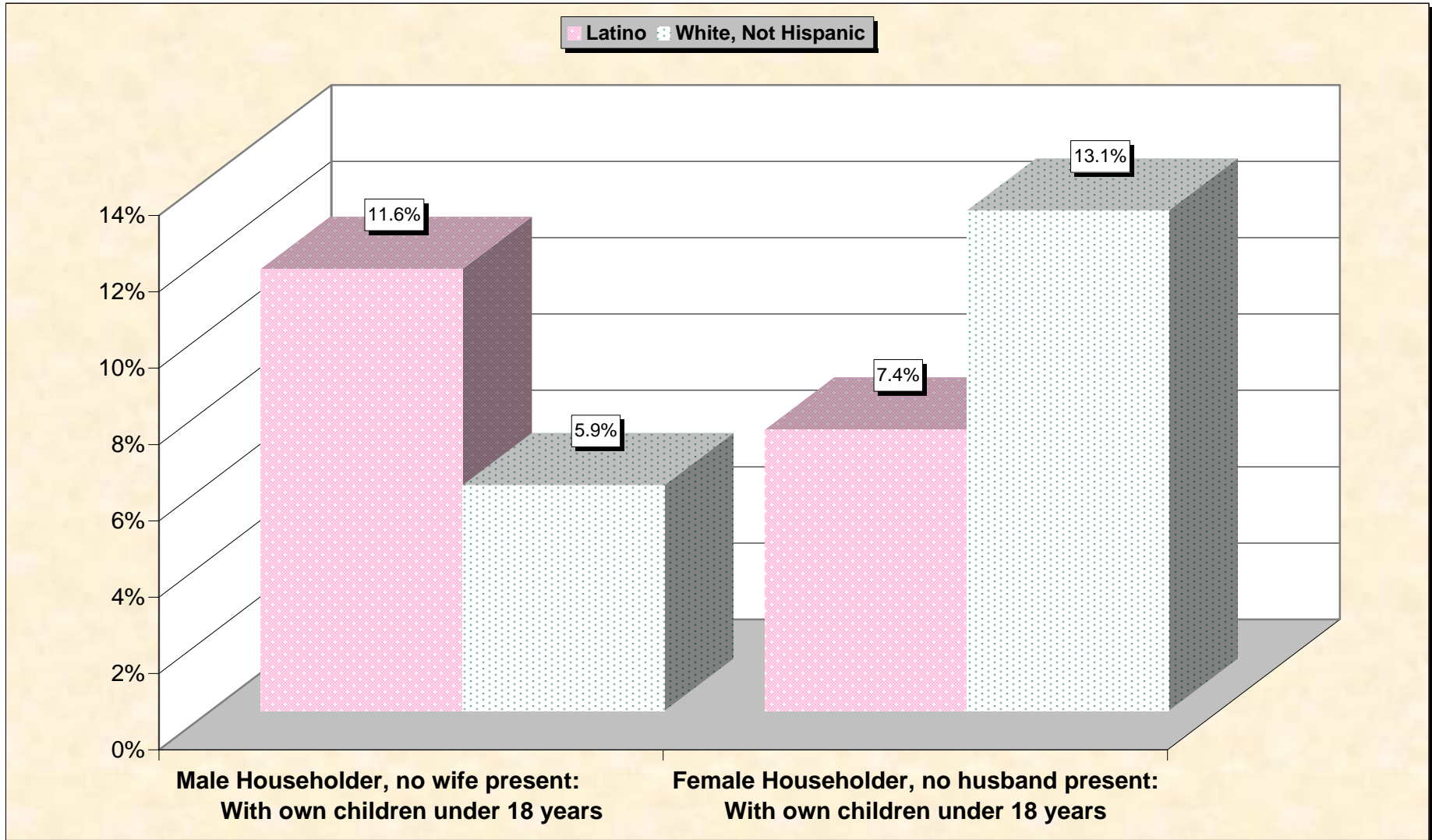
Selected Socio-Economic Data

White Pine County, Nevada

Latino and White, Not Hispanic

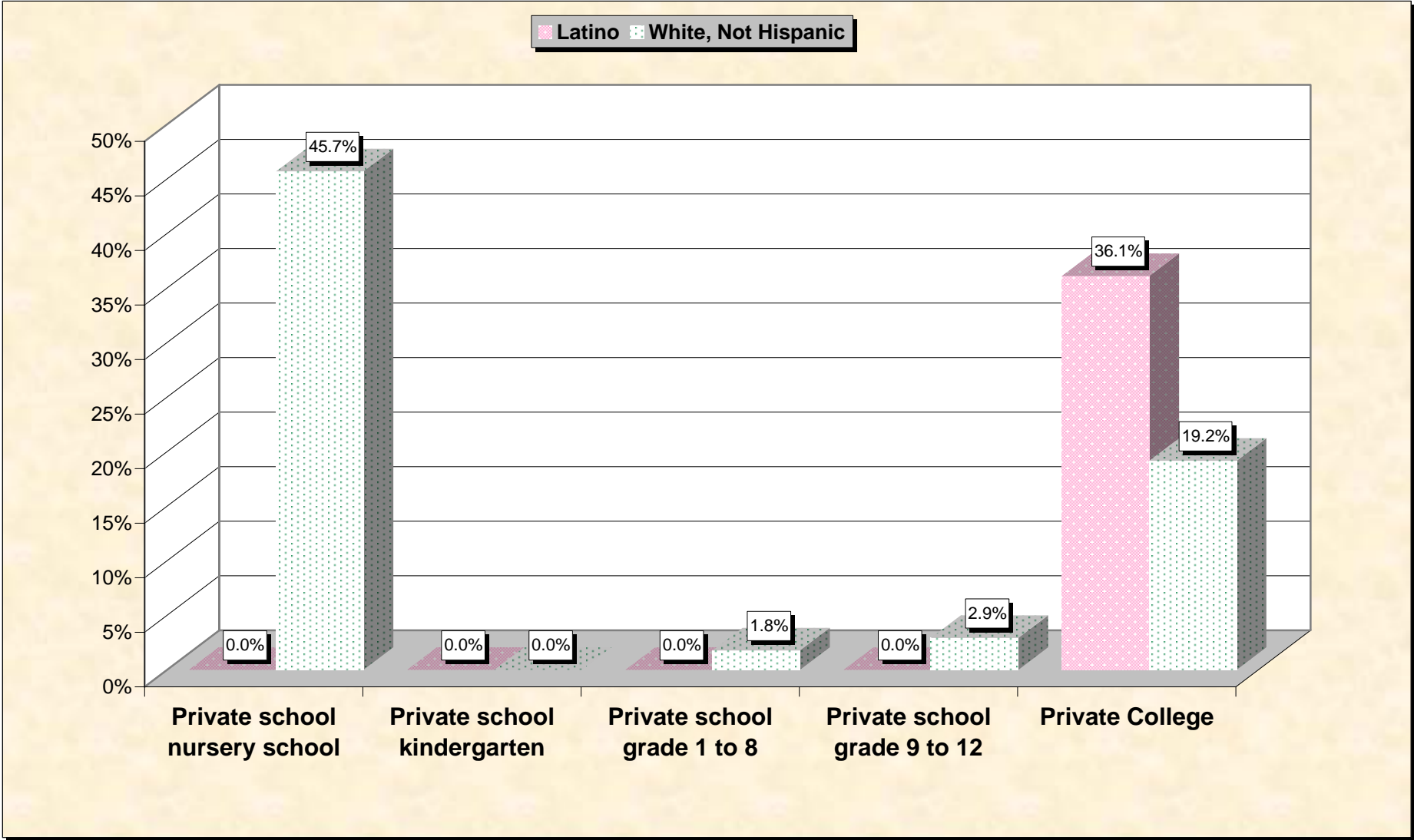
Data Set: Census 2000 Summary File 3 (SF 3) - Sample Data

Chart 1 -- Single-Parent Family Households (Householder 15 to 64 years) White Pine County, Nevada



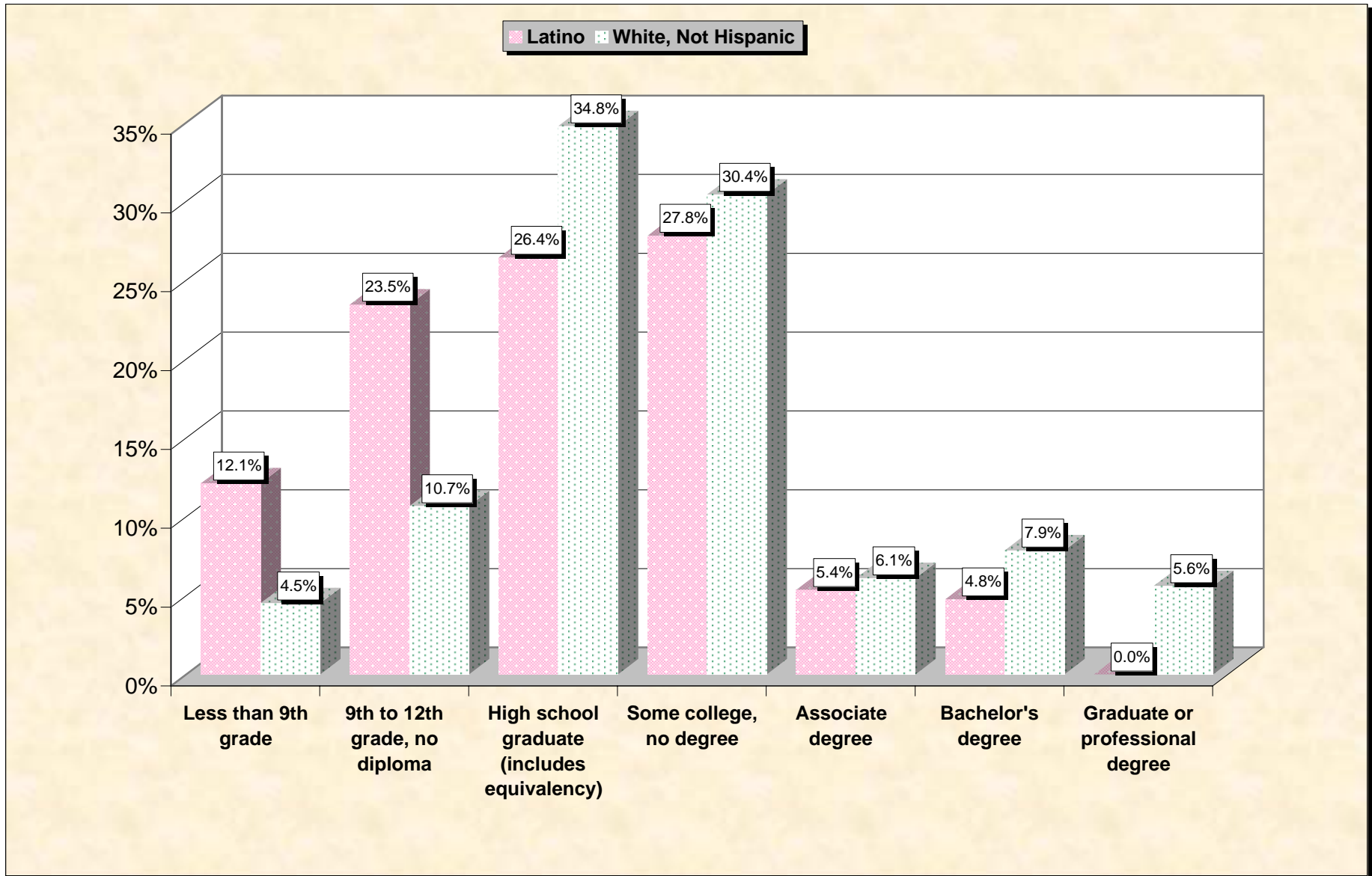
Source: Data Set: Census 2000 Summary File 3 (SF 3) - Sample Data - P146H. HOUSEHOLDS BY AGE OF HOUSEHOLDER BY HOUSEHOLD TYPE (INCLUDING LIVING ALONE) BY PRESENCE OF OWN CHILDREN UNDER 18 YEARS (HISPANIC OR LATINO HOUSEHOLDER) [31] - Universe: Households with a householder who is Hispanic or Latino; P146I. HOUSEHOLDS BY AGE OF HOUSEHOLDER BY HOUSEHOLD TYPE (INCLUDING LIVING ALONE) BY PRESENCE OF OWN CHILDREN UNDER 18 YEARS (WHITE ALONE, NOT HISPANIC OR LATINO HOUSEHOLDER) [31] - Universe: Households with a householder who is White alone, not Hispanic or Latino.

Chart 2 -- Private School Enrollment (3 years and over) White Pine County, Nevada



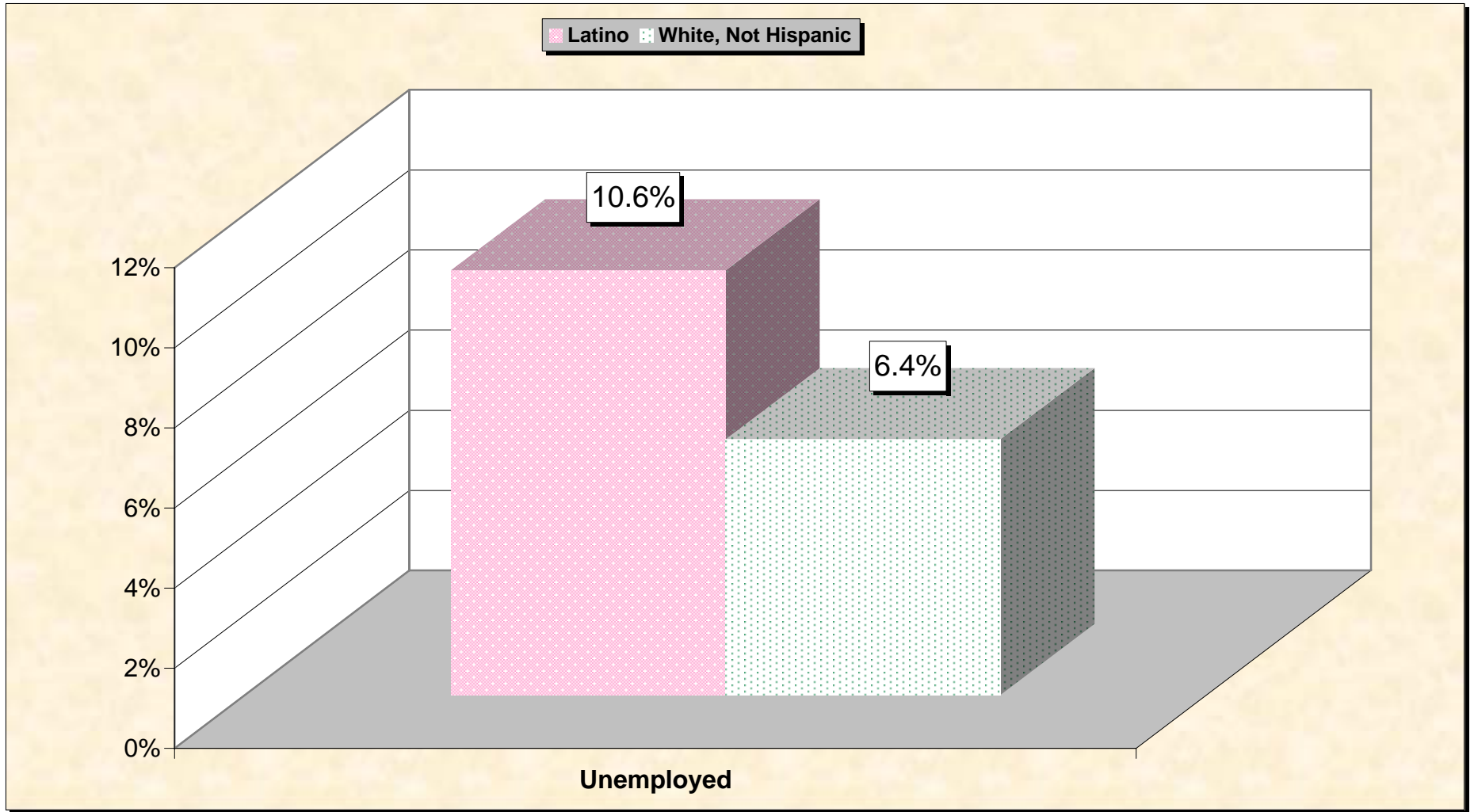
Source: Data Set: Census 2000 Summary File 3 (SF 3) - Sample Data -- P147H. SCHOOL ENROLLMENT BY LEVEL OF SCHOOL BY TYPE OF SCHOOL FOR THE POPULATION 3 YEARS AND OVER (HISPANIC OR LATINO) [17] - Universe: Hispanic or Latino population 3 years and over; P147I. SCHOOL ENROLLMENT BY LEVEL OF SCHOOL BY TYPE OF SCHOOL FOR THE POPULATION 3 YEARS AND OVER (WHITE ALONE, NOT HISPANIC OR LATINO) [17] - Universe: White alone, not Hispanic or Latino population 3 years and over.

Chart 3 -- Educational Attainment (25 years and over) White Pine County, Nevada



Source: Data Set: Census 2000 Summary File 3 (SF 3) - Sample Data -- P148H. SEX BY EDUCATIONAL ATTAINMENT FOR THE POPULATION 25 YEARS AND OVER (HISPANIC OR LATINO) [17] - Universe: Hispanic or Latino population 25 years and over; P148I. SEX BY EDUCATIONAL ATTAINMENT FOR THE POPULATION 25 YEARS AND OVER (WHITE ALONE, NOT HISPANIC OR LATINO) [17] - Universe: White alone, not Hispanic or Latino population 25 years and over.

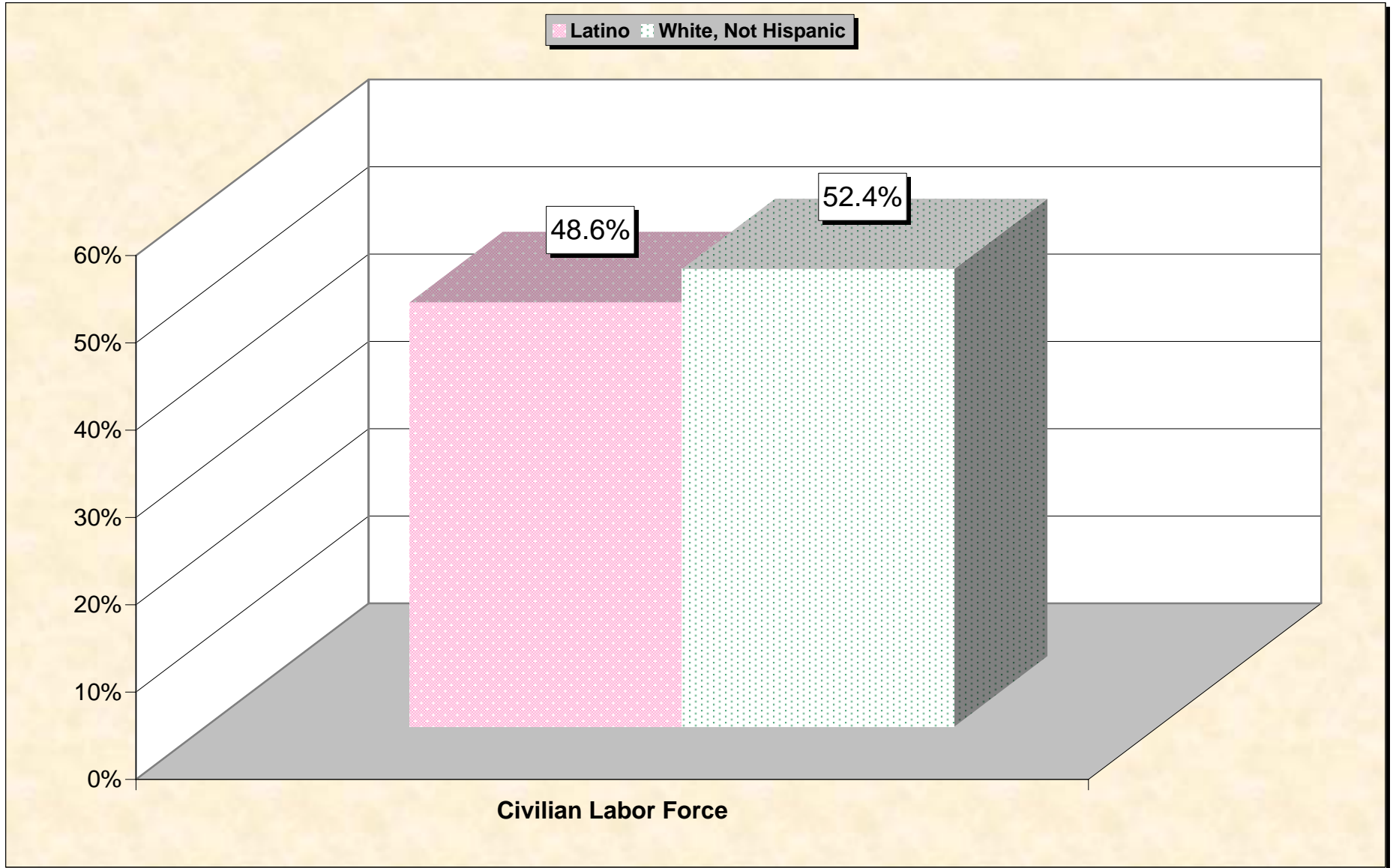
Chart 4 -- Unemployment Rate (Civilian Labor Force) White Pine County, Nevada



Note: Unemployment rate is defined as a percentage of the civilian labor force.

Source: Data Set: Census 2000 Summary File 3 (SF 3) - Sample Data -- P150H. SEX BY EMPLOYMENT STATUS FOR THE POPULATION 16 YEARS AND OVER (HISPANIC OR LATINO) [15] - Universe: Hispanic or Latino population 16 years and over; P150I. SEX BY EMPLOYMENT STATUS FOR THE POPULATION 16 YEARS AND OVER (WHITE ALONE, NOT HISPANIC OR LATINO) [15] - Universe: White alone, not Hispanic or Latino population 16 years and over

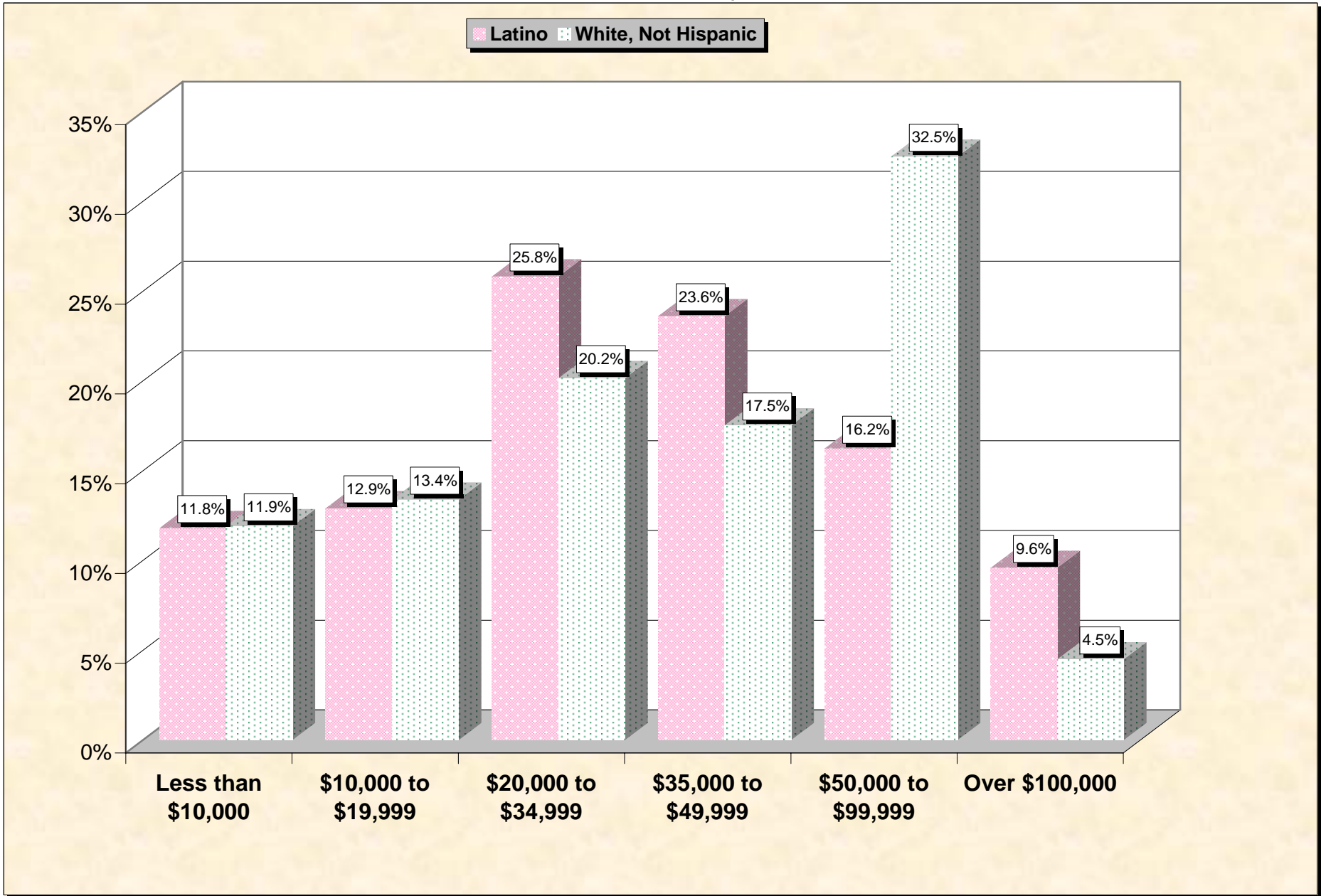
Chart 5 -- Labor Force Participation (Civilian Labor Force) White Pine County, Nevada



Note: Labor force participation rate is defined as a percentage of the civilian population over 16.

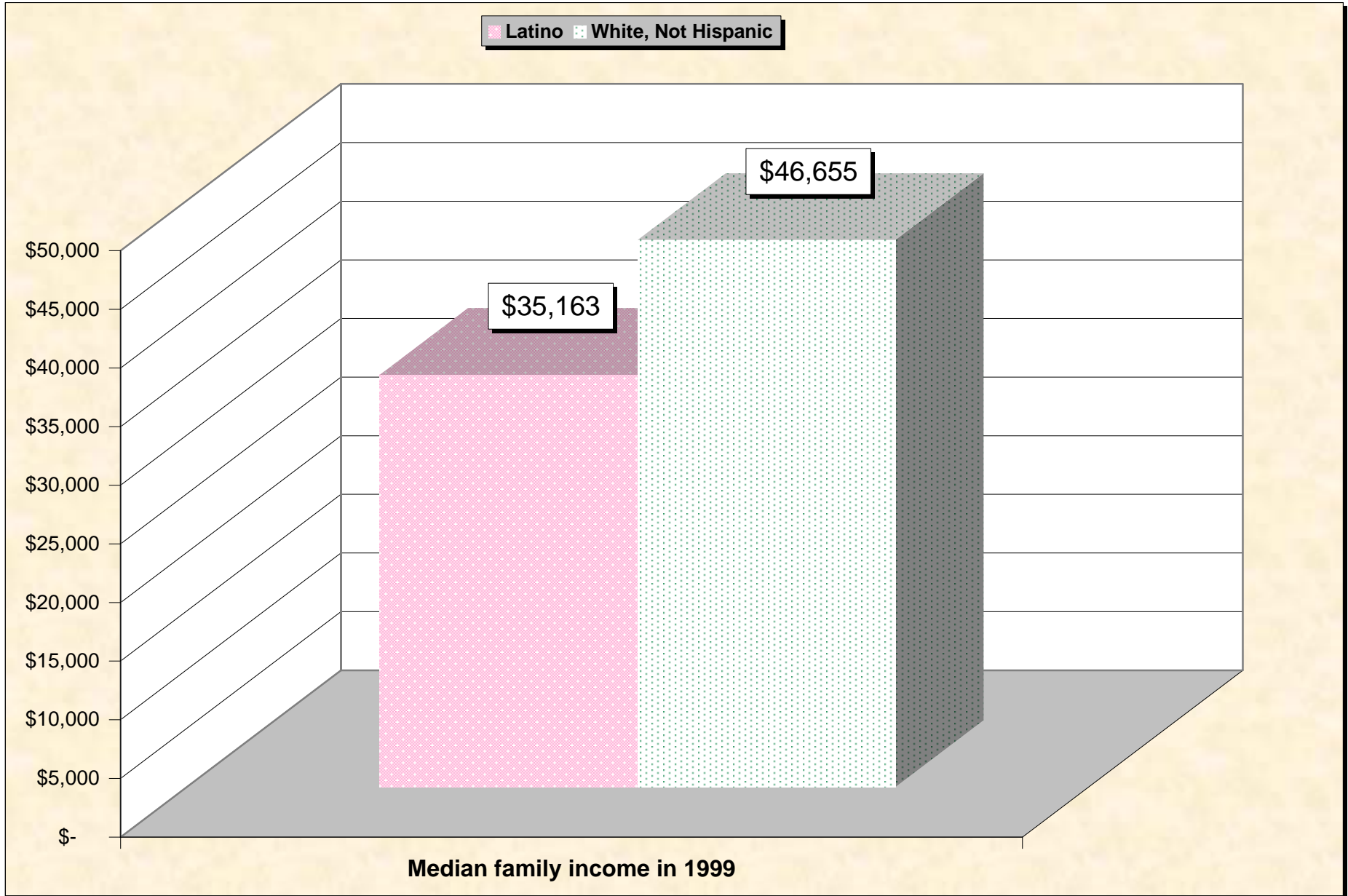
Source: Data Set: Census 2000 Summary File 3 (SF 3) - Sample Data -- P150H. SEX BY EMPLOYMENT STATUS FOR THE POPULATION 16 YEARS AND OVER (HISPANIC OR LATINO) [15] - Universe: Hispanic or Latino population 16 years and over; P150I. SEX BY EMPLOYMENT STATUS FOR THE POPULATION 16 YEARS AND OVER (WHITE ALONE, NOT HISPANIC OR LATINO) [15] - Universe: White alone, not Hispanic or Latino population 16 years and over

Chart 6 -- Household Income in 1999 White Pine County, Nevada



Source: Data Set: Census 2000 Summary File 3 (SF 3) - Sample Data -- P151H. HOUSEHOLD INCOME IN 1999 (HISPANIC OR LATINO HOUSEHOLDER) [17] - Universe: Households with a householder who is Hispanic or Latino; P151I. HOUSEHOLD INCOME IN 1999 (WHITE ALONE, NOT HISPANIC OR LATINO HOUSEHOLDER) [17] - Universe: Households with a householder who is White alone, not Hispanic or Latino

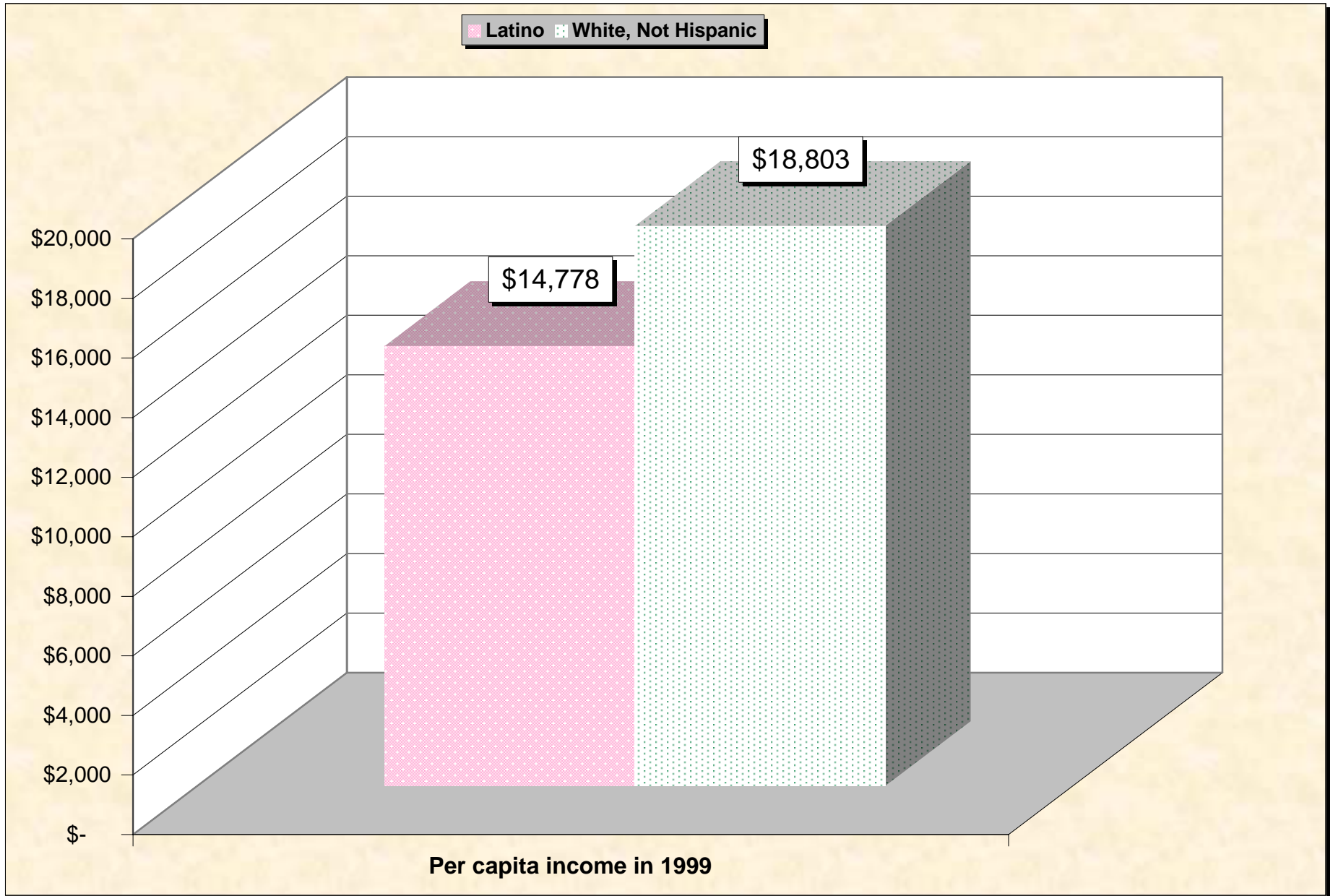
Chart 7 -- Median Family Income In 1999 White Pine County, Nevada



Source: Data Set: Census 2000 Summary File 3 (SF 3) - Sample Data -- P155H. MEDIAN FAMILY INCOME IN 1999 (DOLLARS) (HISPANIC OR LATINO HOUSEHOLDER) [1] - Universe: Families with a householder who is Hispanic or Latino ; P155I. MEDIAN FAMILY INCOME IN 1999 (DOLLARS) (WHITE ALONE, NOT HISPANIC OR LATINO HOUSEHOLDER) [1] - Universe: Families with a householder who is White alone, not Hispanic or Latino

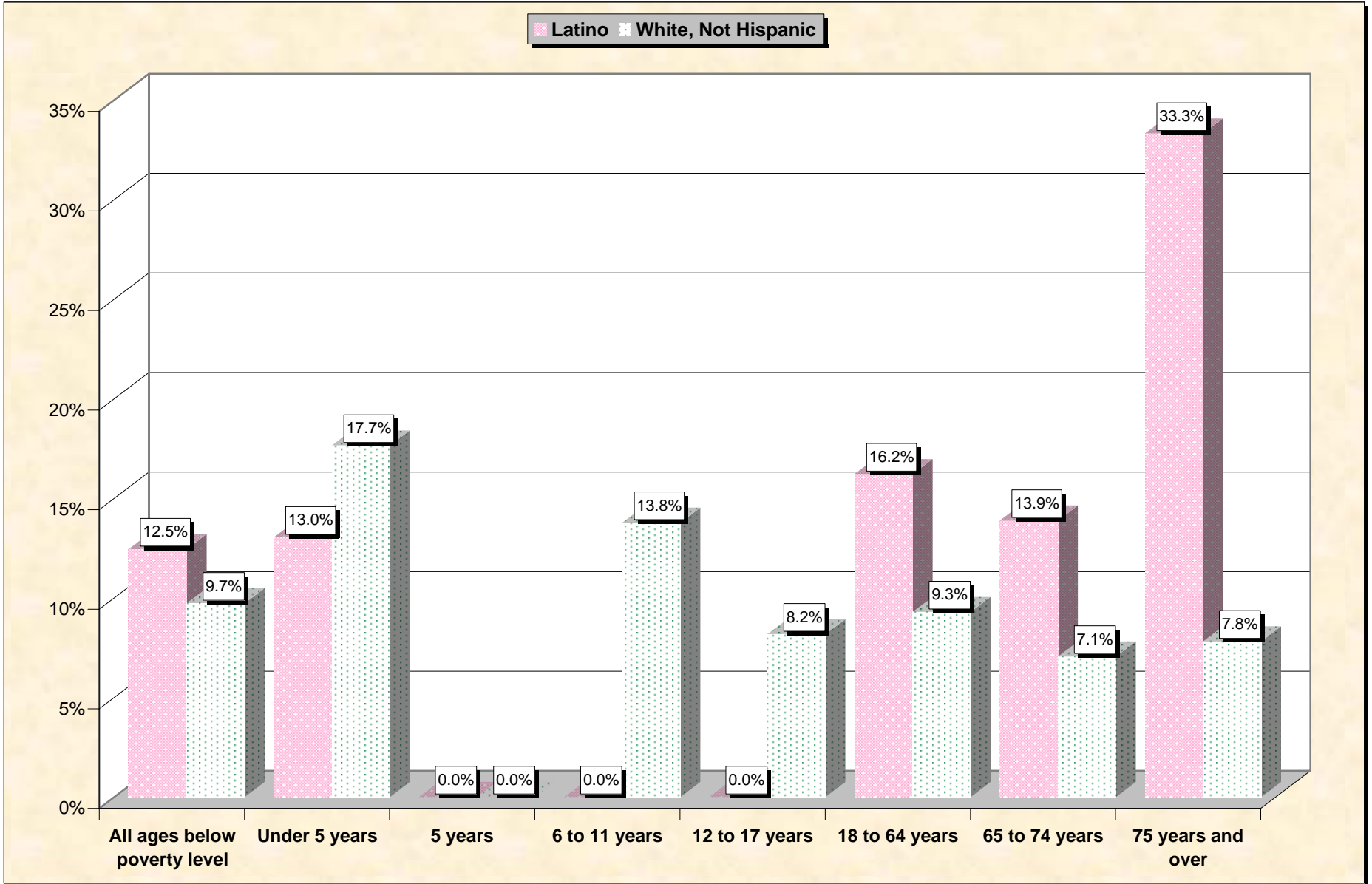
Chart 8 -- Per Capita Income In 1999

White Pine County, Nevada



Source: Data Set: Census 2000 Summary File 3 (SF 3) - Sample Data -- P157H. PER CAPITA INCOME IN 1999 (DOLLARS) (HISPANIC OR LATINO) [1] - Universe: Hispanic or Latino population; P157I. PER CAPITA INCOME IN 1999 (DOLLARS) (WHITE ALONE, NOT HISPANIC OR LATINO) [1] - Universe: White alone, not Hispanic or Latino population

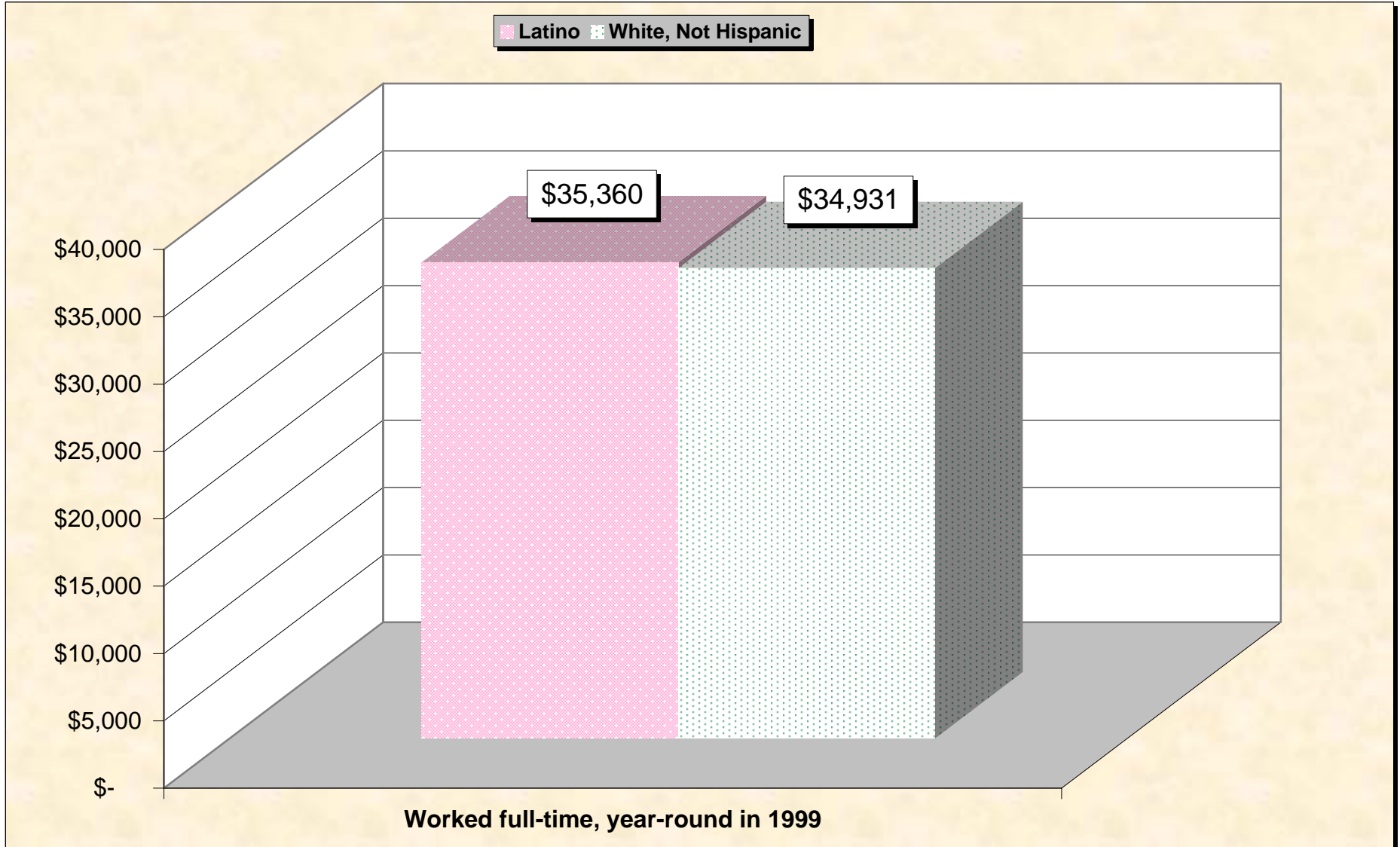
Chart 9 -- Income in 1999 Below Poverty Level by Age White Pine County, Nevada



Source: Data Set: Census 2000 Summary File 3 (SF 3) - Sample Data -- P159H. POVERTY STATUS IN 1999 BY AGE (HISPANIC OR LATINO) [17] - Universe: Hispanic or Latino population for whom poverty status is determined; P159I. POVERTY STATUS IN 1999 BY AGE (WHITE ALONE, NOT HISPANIC OR LATINO) [17] - Universe: White alone, not Hispanic or Latino population for whom poverty status is determined.

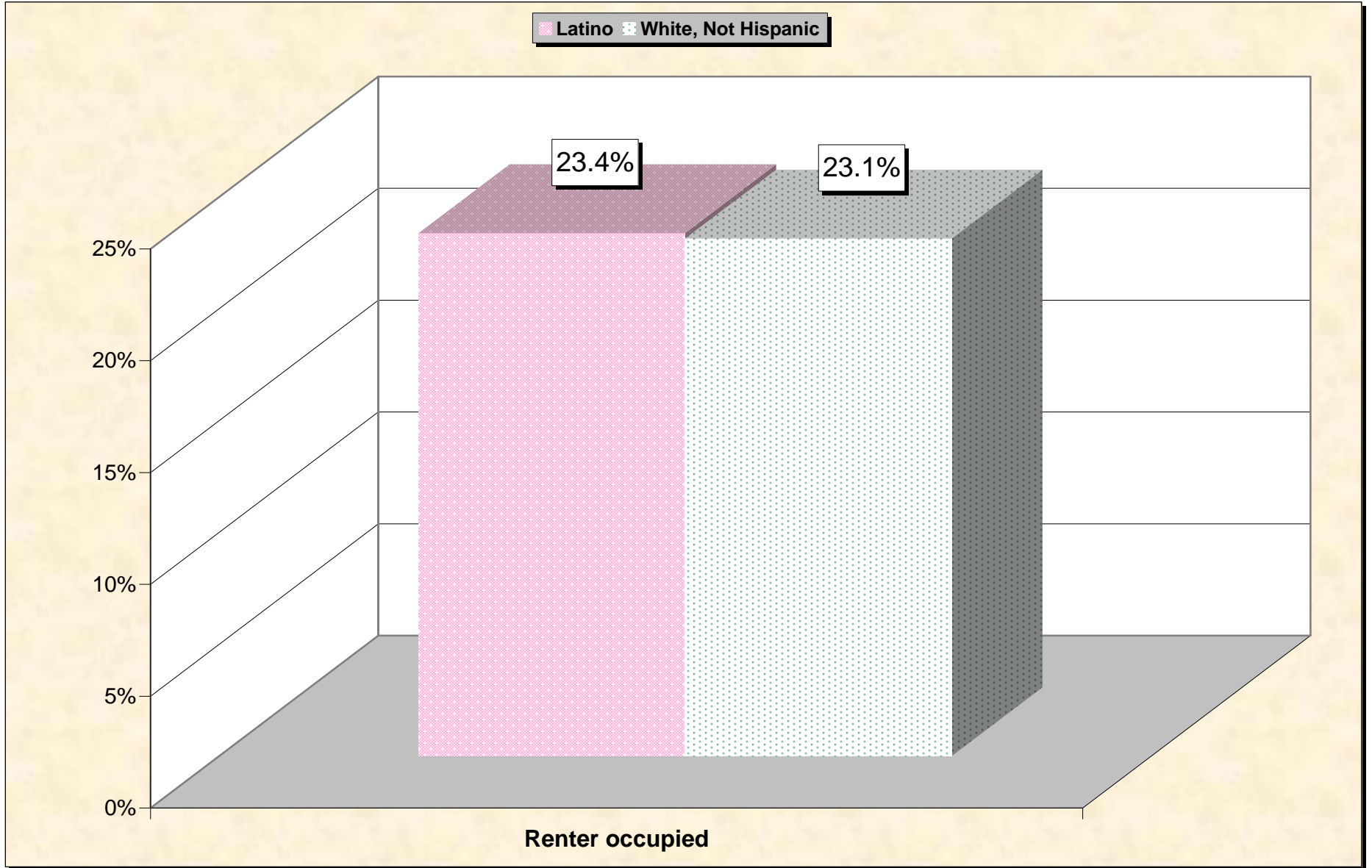
Chart 10 -- Median Earnings in 1999

White Pine County, Nevada



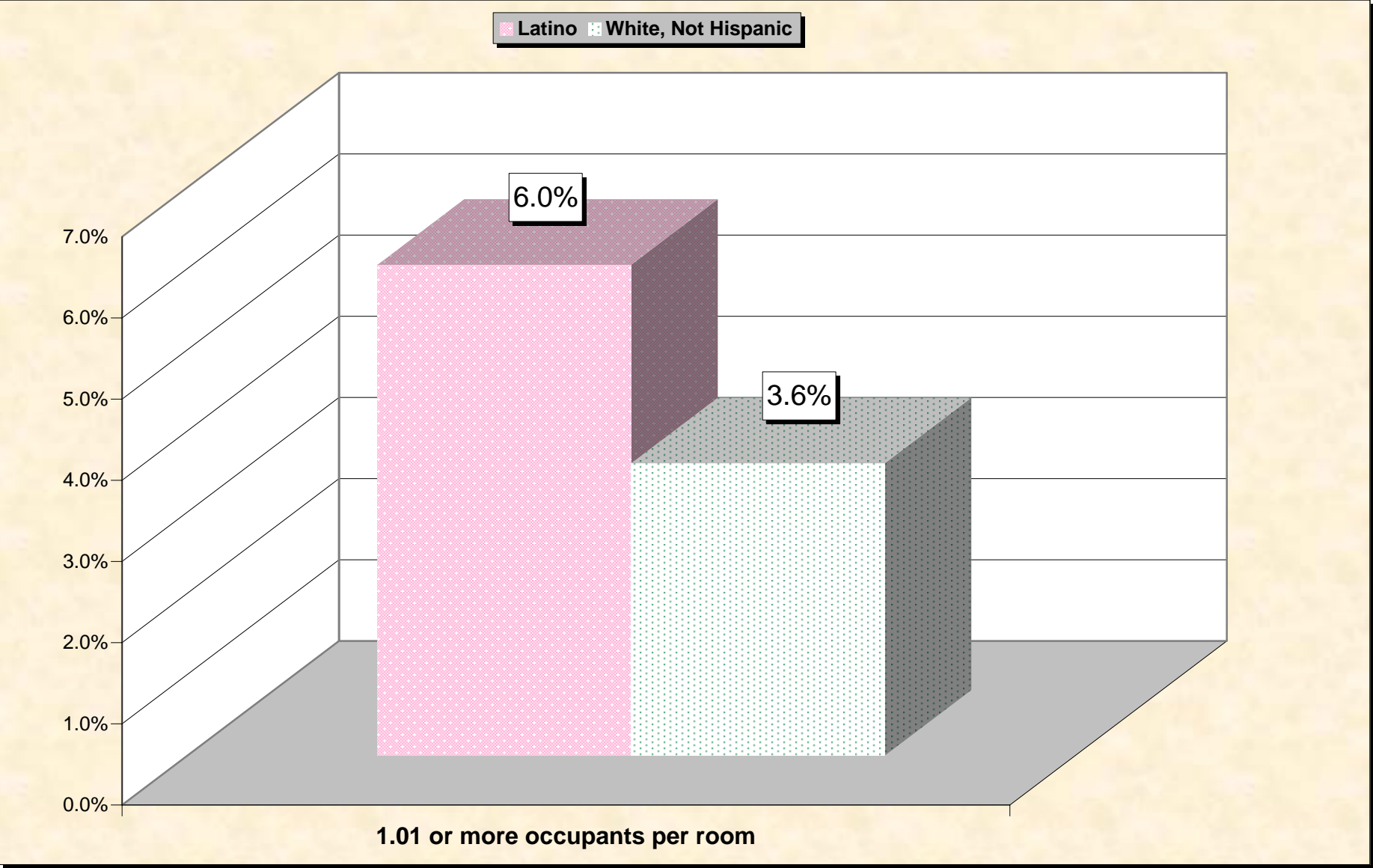
Source: Data Set: Census 2000 Summary File 3 (SF 3) - Sample Data -- PCT74H. MEDIAN EARNINGS IN 1999 (DOLLARS) BY WORK EXPERIENCE IN 1999 BY SEX FOR THE POPULATION 16 YEARS AND OVER WITH EARNINGS (HISPANIC OR LATINO) [6] - Universe: Hispanic or Latino population 16 years and over with earnings in 1999; PCT74I. MEDIAN EARNINGS IN 1999 (DOLLARS) BY WORK EXPERIENCE IN 1999 BY SEX FOR THE POPULATION 16 YEARS AND OVER WITH EARNINGS (WHITE ALONE, NOT HISPANIC OR LATINO) [6] - Universe: White alone, not Hispanic or Latino population 16 years and over with earnings in 1999

Chart 11 -- Renter-Occupied Housing White Pine County, Nevada



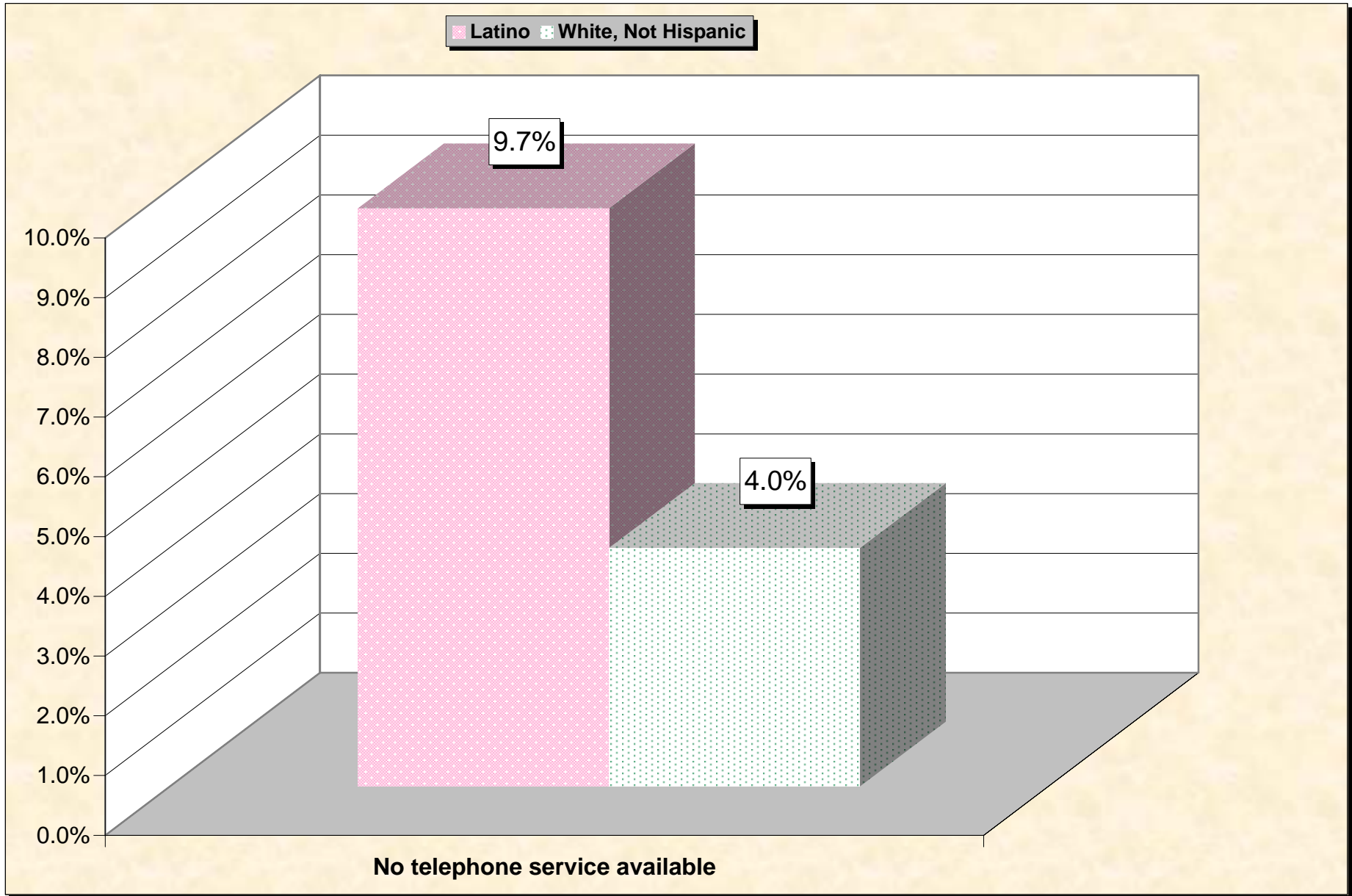
Source: Data Set: Census 2000 Summary File 3 (SF 3) - Sample Data -- H12. TENURE (HISPANIC OR LATINO HOUSEHOLDER) [3] - Universe: Occupied housing units with a householder who is Hispanic or Latino; H13. TENURE (WHITE ALONE, NOT HISPANIC OR LATINO HOUSEHOLDER) [3] - Universe: Occupied housing units with a householder who is White alone, not Hispanic or Latino.

Chart 12 -- Occupants Per Room (Crowding) by Household White Pine County, Nevada



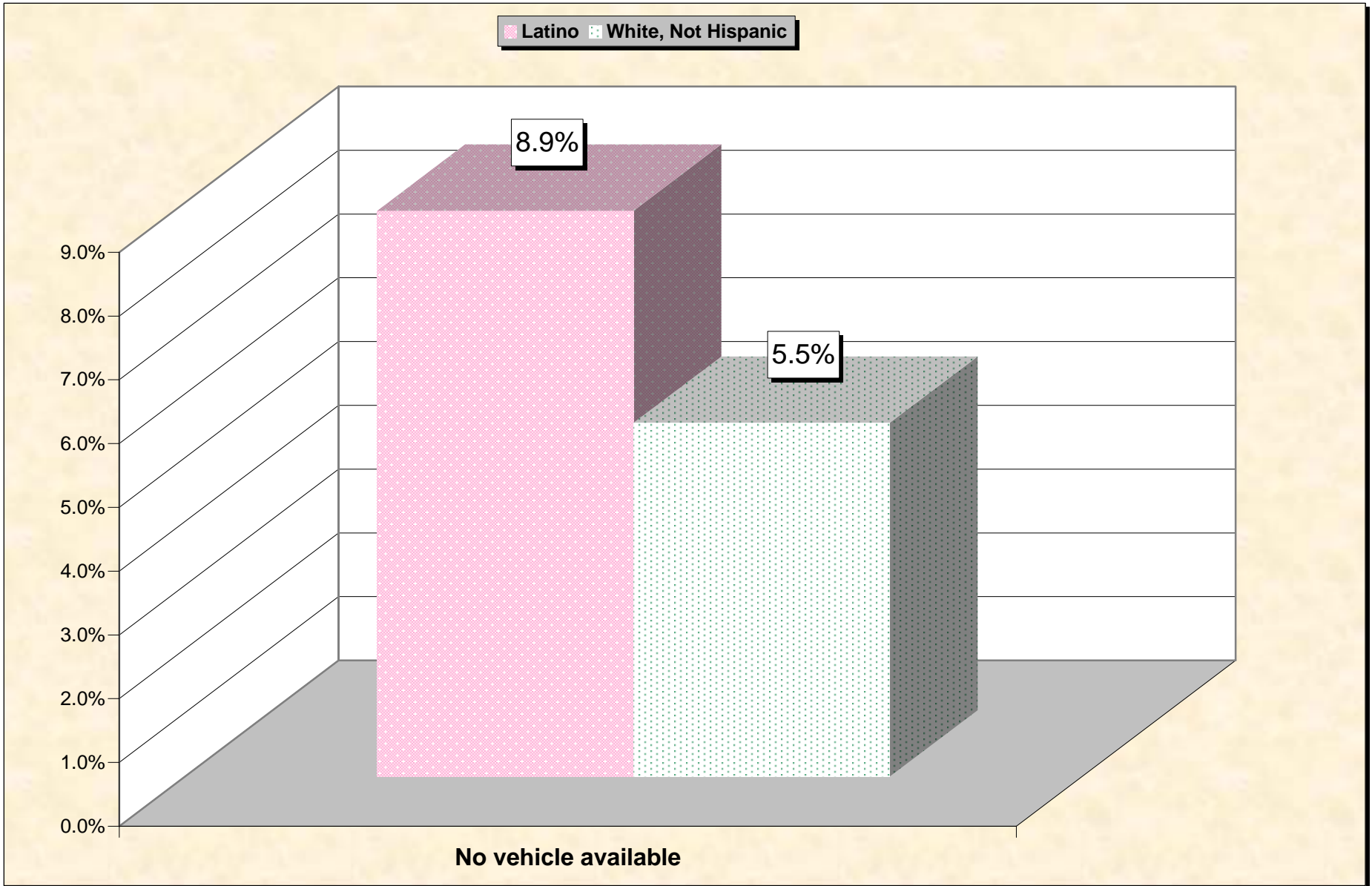
Source: Data Set: Census 2000 Summary File 3 (SF 3) - Sample Data -- HCT29H. OCCUPANTS PER ROOM (HISPANIC OR LATINO HOUSEHOLDER) [3] - Universe: Occupied housing units with a householder who is Hispanic or Latino; HCT29I. OCCUPANTS PER ROOM (WHITE ALONE, NOT HISPANIC OR LATINO HOUSEHOLDER) [3] - Universe: Occupied housing units with a householder who is White alone, not Hispanic or Latino

Chart 13 -- Lack of Telephone Service by Household White Pine County, Nevada



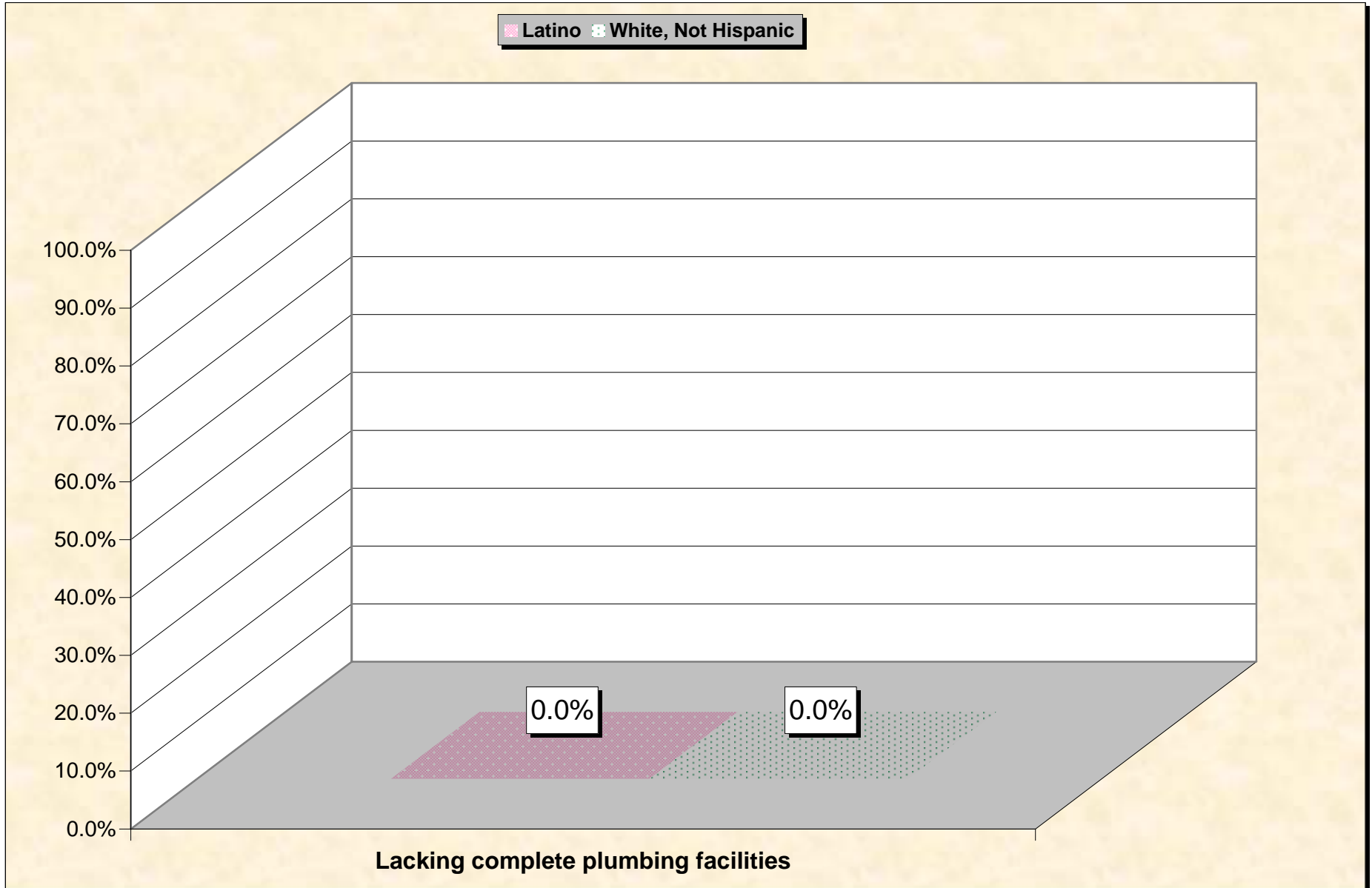
Source: Data Set: Census 2000 Summary File 3 (SF 3) - Sample Data -- HCT32H. TELEPHONE SERVICE AVAILABLE (HISPANIC OR LATINO HOUSEHOLDER) [3] - Universe: Occupied housing units with a householder who is Hispanic or Latino; HCT32I. TELEPHONE SERVICE AVAILABLE (WHITE ALONE, NOT HISPANIC OR LATINO HOUSEHOLDER) [3] - Universe: Occupied housing units with a householder who is White alone, not Hispanic or Latino

Chart 14 -- Lack of Vehicle By Household White Pine County, Nevada



Source: Data Set: Census 2000 Summary File 3 (SF 3) - Sample Data -- HCT33H. VEHICLES AVAILABLE (HISPANIC OR LATINO HOUSEHOLDER) [3] - Universe: Occupied housing units with a householder who is Hispanic or Latino;; HCT33I. VEHICLES AVAILABLE (WHITE ALONE, NOT HISPANIC OR LATINO HOUSEHOLDER) [3] - Universe: Occupied housing units with a householder who is White alone, not Hispanic or Latino

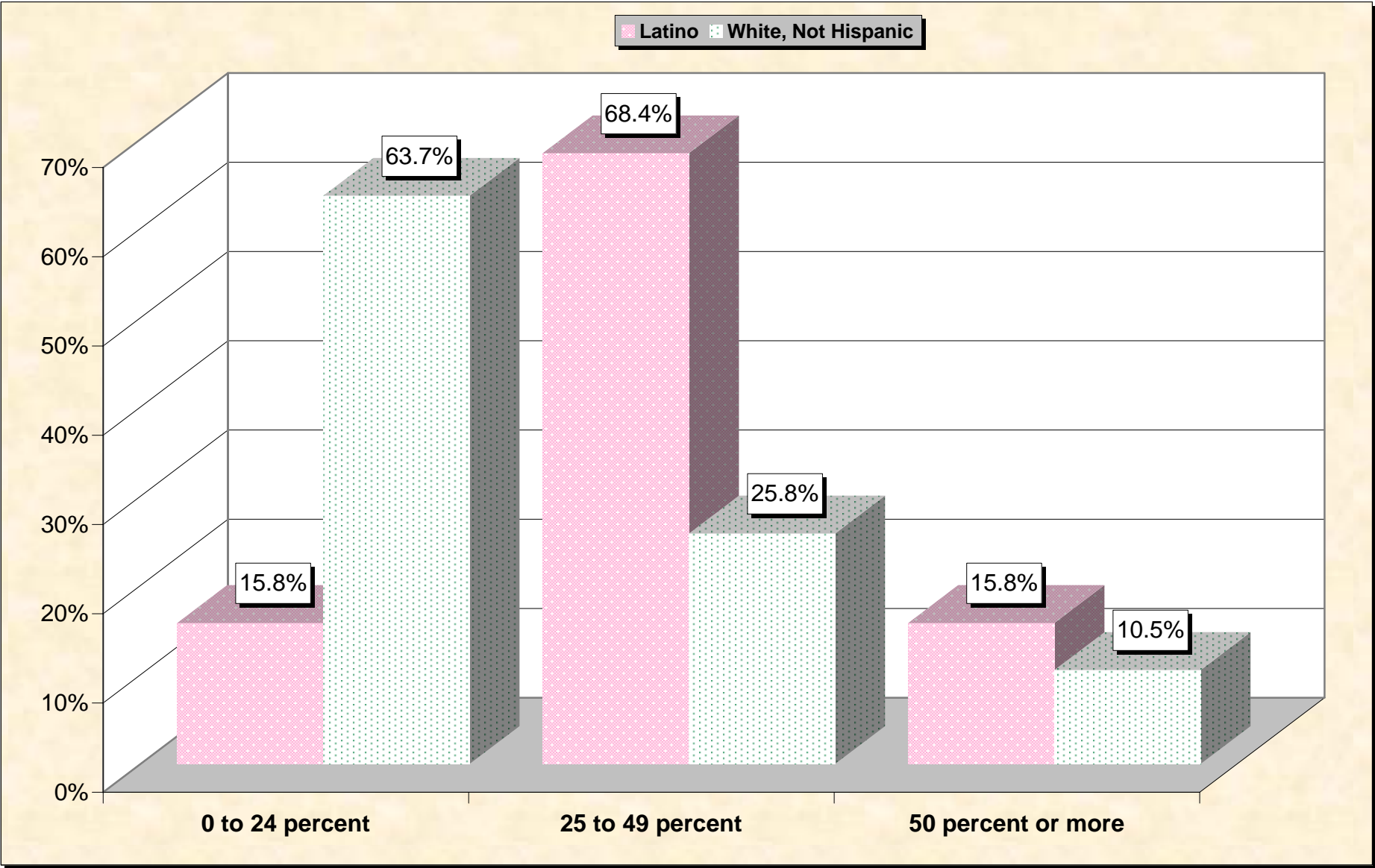
Chart 15 -- Lack of Plumbing By Household White Pine County, Nevada



Source: Data Set: Census 2000 Summary File 3 (SF 3) - Sample Data -- HCT34H. PLUMBING FACILITIES (HISPANIC OR LATINO HOUSEHOLDER) [3] - Universe: Occupied housing units with a householder who is Hispanic or Latino; HCT34I. PLUMBING FACILITIES (WHITE ALONE, NOT HISPANIC OR LATINO HOUSEHOLDER) [3] - Universe: Occupied housing units with a householder who is White alone, not Hispanic or Latino.

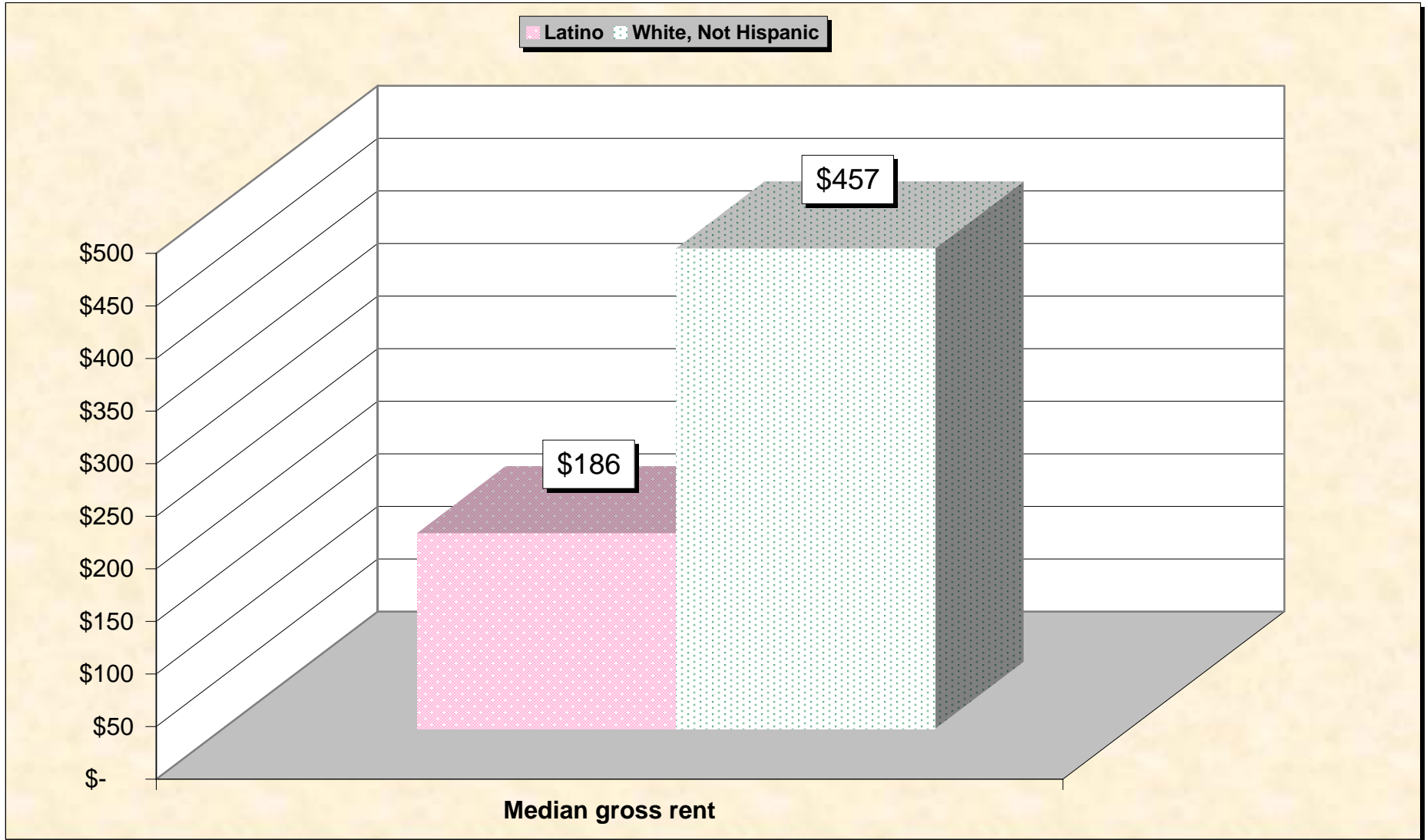
Chart 16 -- Gross Rent as a Percentage of Household Income in 1999

White Pine County, Nevada



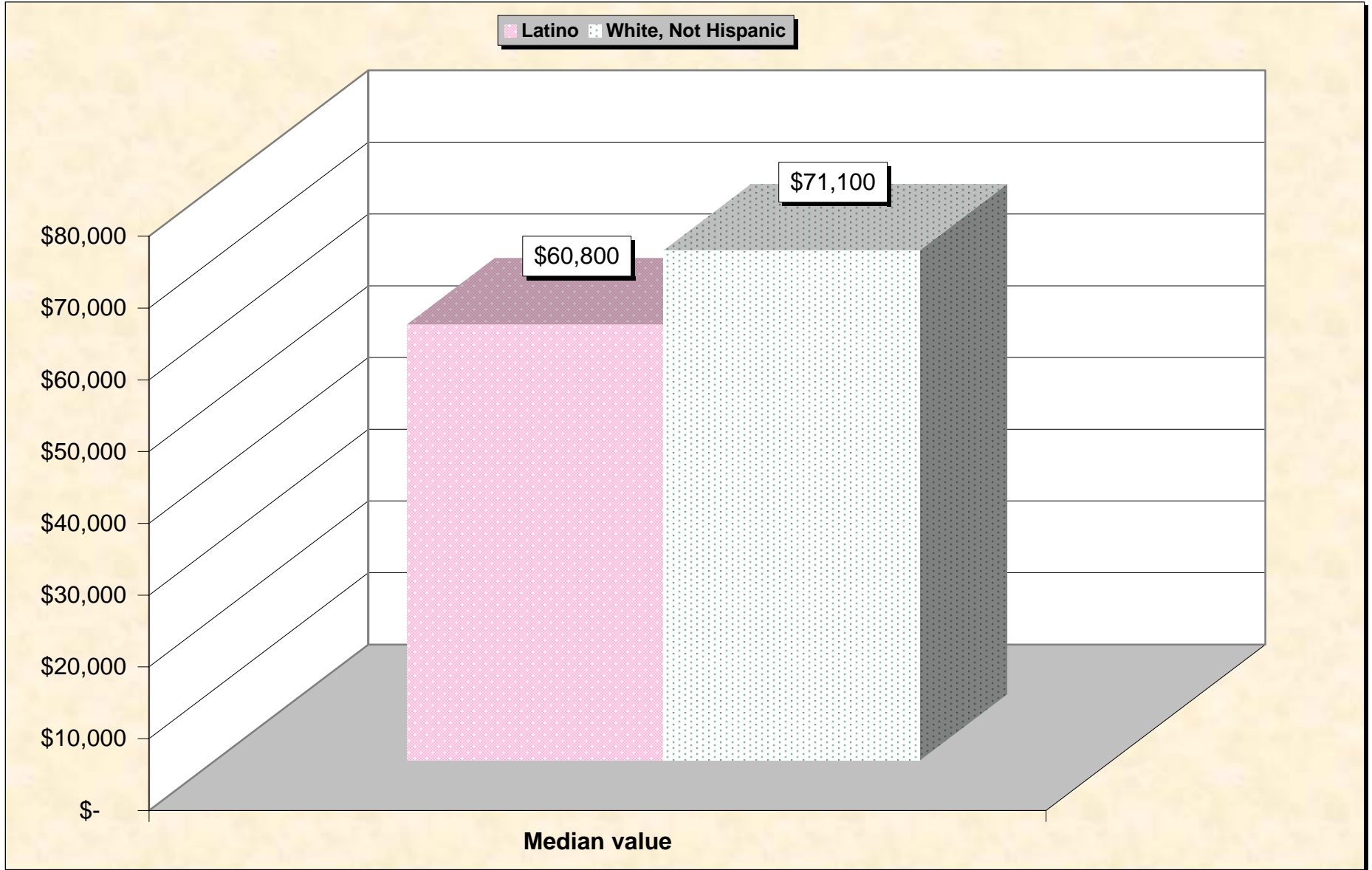
Source: Data Set: Census 2000 Summary File 3 (SF 3) - Sample Data -- HCT39H. GROSS RENT AS A PERCENTAGE OF HOUSEHOLD INCOME IN 1999 (HISPANIC OR LATINO HOUSEHOLDER) [11] - Universe: Specified renter-occupied housing units with a householder who is Hispanic or Latino; HCT39I. GROSS RENT AS A PERCENTAGE OF HOUSEHOLD INCOME IN 1999 (WHITE ALONE, NOT HISPANIC OR LATINO HOUSEHOLDER) [11] - Universe: Specified renter-occupied housing units with a householder who is White alone, not Hispanic or Latino.

Chart 17 -- Median Gross Rent By Household White Pine County, Nevada



Source: Data Set: Census 2000 Summary File 3 (SF 3) - Sample Data -- HCT37H. MEDIAN GROSS RENT (DOLLARS) (HISPANIC OR LATINO HOUSEHOLDER) [1] - Universe: Specified renter-occupied housing units paying cash rent with a householder who is Hispanic or Latino; HCT37I. MEDIAN GROSS RENT (DOLLARS) (WHITE ALONE, NOT HISPANIC OR LATINO HOUSEHOLDER) [1] - Universe: Specified renter-occupied housing units paying cash rent with a householder who is White alone, not Hispanic or Latino

Chart 18 -- Median Home Value By Household White Pine County, Nevada



Source: Data Set: Census 2000 Summary File 3 (SF 3) - Sample Data -- HCT42H. MEDIAN VALUE (DOLLARS) (HISPANIC OR LATINO HOUSEHOLDER) [1] - Universe: Specified owner-occupied housing units with a householder who is Hispanic or Latino; HCT42I. MEDIAN VALUE (DOLLARS) (WHITE ALONE, NOT HISPANIC OR LATINO HOUSEHOLDER) [1] - Universe: Specified owner-occupied housing units with a householder who is White alone, not Hispanic or Latino

HOUSEHOLDS BY AGE OF HOUSEHOLDER BY HOUSEHOLD TYPE (INCLUDING LIVING ALONE) BY PRESENCE OF OWN CHILDREN UNDER 18 YEARS

Source data for Chart 1

	Latino White Pine County, Nevada	White, Not Hispanic White Pine County, Nevada
Total:	271	2,778
Householder 15 to 64 years:	235	1,982
Family households:	190	1,404
Married-couple family:	136	1,085
With own children under 18 years	85	558
No own children under 18 years	51	527
Other family:	54	319
Male householder, no wife present:	34	105
With own children under 18 years	22	83
No own children under 18 years	12	22
Female householder, no husband present:	20	214
With own children under 18 years	14	184
No own children under 18 years	6	30
Nonfamily households:	45	578
Householder living alone	27	462
Householder not living alone	18	116
Householder 65 years and over:	36	796
Family households:	7	410
Married-couple family:	7	349
With own children under 18 years	0	7
No own children under 18 years	7	342
Other family:	0	61
Male householder, no wife present:	0	8
With own children under 18 years	0	0
No own children under 18 years	0	8
Female householder, no husband present:	0	53
With own children under 18 years	0	0
No own children under 18 years	0	53
Nonfamily households:	29	386
Householder living alone	29	386
Householder not living alone	0	0

Source: Data Set: Census 2000 Summary File 3 (SF 3) - Sample Data - P146H. HOUSEHOLDS BY AGE OF HOUSEHOLDER BY HOUSEHOLD TYPE (INCLUDING LIVING ALONE) BY PRESENCE OF OWN CHILDREN UNDER 18 YEARS (HISPANIC OR LATINO HOUSEHOLDER) [31] - Universe: Households with a householder who is Hispanic or Latino; P146I. HOUSEHOLDS BY AGE OF HOUSEHOLDER BY HOUSEHOLD TYPE (INCLUDING LIVING ALONE) BY PRESENCE OF OWN CHILDREN UNDER 18 YEARS (WHITE ALONE, NOT HISPANIC OR LATINO HOUSEHOLDER) [31] - Universe: Households with a householder who is White alone, not Hispanic or Latino.

SCHOOL ENROLLMENT BY LEVEL OF SCHOOL BY TYPE OF SCHOOL FOR THE POPULATION 3 YEARS AND OVER

Source data for Chart 2

	Latino White Pine County, Nevada	White, Not Hispanic White Pine County, Nevada
Total:	928	7,061
Enrolled in nursery school, preschool:	0	116
Public school	0	63
Private school	0	53
Enrolled in kindergarten:	41	46
Public school	41	46
Private school	0	0
Enrolled in grade 1 to grade 8:	143	837
Public school	143	822
Private school	0	15
Enrolled in grade 9 to grade 12:	88	511
Public school	88	496
Private school	0	15
Enrolled in college:	36	308
Public school	23	249
Private school	13	59
Not enrolled in school	620	5,243

Source: Data Set: Census 2000 Summary File 3 (SF 3) - Sample Data - P146H. HOUSEHOLDS BY AGE OF HOUSEHOLDER BY HOUSEHOLD TYPE (INCLUDING LIVING ALONE) BY PRESENCE OF OWN CHILDREN UNDER 18 YEARS (HISPANIC OR LATINO HOUSEHOLDER) [31] - Universe: Households with a householder who is Hispanic or Latino; P146I. HOUSEHOLDS BY AGE OF HOUSEHOLDER BY HOUSEHOLD TYPE (INCLUDING LIVING ALONE) BY PRESENCE OF OWN CHILDREN UNDER 18 YEARS (WHITE ALONE, NOT HISPANIC OR LATINO HOUSEHOLDER) [31] - Universe: Households with a householder who is White alone, not Hispanic or Latino.

SEX BY EDUCATIONAL ATTAINMENT FOR THE POPULATION 25 YEARS AND OVER

Source data for Chart 3

	Latino White Pine County, Nevada	White, Not Hispanic White Pine County, Nevada
Total:	503	5,046
Male:	294	2,739
Less than 9th grade	31	126
9th to 12th grade, no diploma	55	302
High school graduate (includes equivalency)	105	994
Some college, no degree	88	769
Associate degree	15	120
Bachelor's degree	0	213
Graduate or professional degree	0	215
Female:	209	2,307
Less than 9th grade	30	102
9th to 12th grade, no diploma	63	237
High school graduate (includes equivalency)	28	761
Some college, no degree	52	767
Associate degree	12	188
Bachelor's degree	24	184
Graduate or professional degree	0	68

Source: Data Set: Census 2000 Summary File 3 (SF 3) - Sample Data -- P148H. SEX BY EDUCATIONAL ATTAINMENT FOR THE POPULATION 25 YEARS AND OVER (HISPANIC OR LATINO) [17] - Universe: Hispanic or Latino population 25 years and over; P148I. SEX BY EDUCATIONAL ATTAINMENT FOR THE POPULATION 25 YEARS AND OVER (WHITE ALONE, NOT HISPANIC OR LATINO) [17] - Universe: White alone, not Hispanic or Latino population 25 years and over.

SEX BY EMPLOYMENT STATUS FOR THE POPULATION 16 YEARS AND OVER

Source data for Charts 4 and 5

	Latino White Pine County, Nevada	White, Not Hispanic White Pine County, Nevada
Total:	718	5,767
Male:	462	3,155
In labor force:	236	1,618
In Armed Forces	0	0
Civilian:	236	1,618
Employed	207	1,527
Unemployed	29	91
Not in labor force	226	1,537
Female:	256	2,612
In labor force:	113	1,404
In Armed Forces	0	0
Civilian:	113	1,404
Employed	105	1,302
Unemployed	8	102
Not in labor force	143	1,208

Source: Data Set: Census 2000 Summary File 3 (SF 3) - Sample Data -- P150H. SEX BY EMPLOYMENT STATUS FOR THE POPULATION 16 YEARS AND OVER (HISPANIC OR LATINO) [15] - Universe: Hispanic or Latino population 16 years and over; P150I. SEX BY EMPLOYMENT STATUS FOR THE POPULATION 16 YEARS AND OVER (WHITE ALONE, NOT HISPANIC OR LATINO) [15] - Universe: White alone, not Hispanic or Latino population 16 years and over

HOUSEHOLD INCOME IN 1999

Source data for Chart 6

	Latino White Pine County, Nevada	White, Not Hispanic White Pine County, Nevada
Total:	271	2778
Less than \$10,000	32	331
\$10,000 to \$14,999	8	174
\$15,000 to \$19,999	27	198
\$20,000 to \$24,999	47	165
\$25,000 to \$29,999	23	206
\$30,000 to \$34,999	0	189
\$35,000 to \$39,999	44	165
\$40,000 to \$44,999	14	173
\$45,000 to \$49,999	6	149
\$50,000 to \$59,999	22	424
\$60,000 to \$74,999	17	249
\$75,000 to \$99,999	5	230
\$100,000 to \$124,999	9	70
\$125,000 to \$149,999	6	21
\$150,000 to \$199,999	11	6
\$200,000 or more	0	28

Source: Data Set: Census 2000 Summary File 3 (SF 3) - Sample Data -- P151H. HOUSEHOLD INCOME IN 1999 (HISPANIC OR LATINO HOUSEHOLDER) [17] - Universe: Households with a householder who is Hispanic or Latino; P151I. HOUSEHOLD INCOME IN 1999 (WHITE ALONE, NOT HISPANIC OR LATINO HOUSEHOLDER) [17] - Universe: Households with a householder who is White alone, not Hispanic or Latino

MEDIAN FAMILY INCOME IN 1999

Source data for Chart 7

	Latino White Pine County, Nevada	White, Not Hispanic White Pine County, Nevada
Median family income in 1999	\$ 35,163	\$ 46,655

Source: Data Set: Census 2000 Summary File 3 (SF 3) - Sample Data -- P155H. MEDIAN FAMILY INCOME IN 1999 (DOLLARS) (HISPANIC OR LATINO HOUSEHOLDER) [1] - Universe: Families with a householder who is Hispanic or Latino ; P155I. MEDIAN FAMILY INCOME IN 1999 (DOLLARS) (WHITE ALONE, NOT HISPANIC OR LATINO HOUSEHOLDER) [1] - Universe: Families with a householder who is White alone, not Hispanic or Latino

PER CAPITA INCOME IN 1999

Source data for Chart 8

	Latino White Pine County, Nevada	White, Not Hispanic White Pine County, Nevada
Per capita income in 1999	\$ 14,778	\$ 18,803

Source: Data Set: Census 2000 Summary File 3 (SF 3) - Sample Data -- P157H. PER CAPITA INCOME IN 1999 (DOLLARS) (HISPANIC OR LATINO) [1] - Universe: Hispanic or Latino population; P157I. PER CAPITA INCOME IN 1999 (DOLLARS) (WHITE ALONE, NOT HISPANIC OR LATINO) [1] - Universe: White alone, not Hispanic or Latino population

POVERTY STATUS IN 1999 BY AGE

Source data for Chart 9

	Latino White Pine County, Nevada	White, Not Hispanic White Pine County, Nevada
Total:	803	6,554
Income in 1999 below poverty level:	100	638
Under 5 years	9	74
5 years	0	0
6 to 11 years	0	86
12 to 17 years	0	50
18 to 64 years	79	349
65 to 74 years	5	41
75 years and over	7	38
Income in 1999 at or above poverty level:	703	5,916
Under 5 years	60	345
5 years	6	78
6 to 11 years	126	538
12 to 17 years	58	561
18 to 64 years	408	3,406
65 to 74 years	31	540
75 years and over	14	448

Source: Data Set: Census 2000 Summary File 3 (SF 3) - Sample Data -- P159H. POVERTY STATUS IN 1999 BY AGE (HISPANIC OR LATINO) [17] - Universe: Hispanic or Latino population for whom poverty status is determined;P159I. POVERTY STATUS IN 1999 BY AGE (WHITE ALONE, NOT HISPANIC OR LATINO) [17] - Universe: White alone, not Hispanic or Latino population for whom poverty status is determined.

MEDIAN EARNINGS IN 1999

Source data for Chart 10

	Latino White Pine County, Nevada	White, Not Hispanic White Pine County, Nevada
Median earnings in 1999 --		
Worked full-time, year-round in 1999 --		
Total	\$ 35,360	\$ 34,931
Male	\$ 35,714	\$ 36,534
Female	\$ 28,333	\$ 26,829
Other --		
Total	\$ 8,929	\$ 10,196
Male	\$ 7,031	\$ 11,032
Female	\$ 11,250	\$ 7,606

Source: Data Set: Census 2000 Summary File 3 (SF 3) - Sample Data -- PCT74H. MEDIAN EARNINGS IN 1999 (DOLLARS) BY WORK EXPERIENCE IN 1999 BY SEX FOR THE POPULATION 16 YEARS AND OVER WITH EARNINGS (HISPANIC OR LATINO) [6] - Universe: Hispanic or Latino population 16 years and over with earnings in 1999; PCT74I. MEDIAN EARNINGS IN 1999 (DOLLARS) BY WORK EXPERIENCE IN 1999 BY SEX FOR THE POPULATION 16 YEARS AND OVER WITH EARNINGS (WHITE ALONE, NOT HISPANIC OR LATINO) [6] - Universe: White alone, not Hispanic or Latino population 16 years and over with earnings in 1999

TENURE BY RACE OF HOUSEHOLDER

Source data for Chart 11

	Latino White Pine County, Nevada	White, Not Hispanic White Pine County, Nevada
Total:	248	2,830
Owner occupied	190	2,175
Renter occupied	58	655

Source: Data Set: Census 2000 Summary File 3 (SF 3) - Sample Data -- H12. TENURE (HISPANIC OR LATINO HOUSEHOLDER) [3] - Universe: Occupied housing units with a householder who is Hispanic or Latino; H13. TENURE (WHITE ALONE, NOT HISPANIC OR LATINO HOUSEHOLDER) [3] - Universe: Occupied housing units with a householder who is White alone, not Hispanic or Latino.

OCCUPANTS PER ROOM

Source data for Chart 12

	Latino White Pine County, Nevada	White, Not Hispanic White Pine County, Nevada
Total:	248	2,830
1.00 or less occupants per room	233	2,728
1.01 or more occupants per room	15	102

Source: Data Set: Census 2000 Summary File 3 (SF 3) - Sample Data -- HCT29H. OCCUPANTS PER ROOM (HISPANIC OR LATINO HOUSEHOLDER) [3] - Universe: Occupied housing units with a householder who is Hispanic or Latino; HCT29I. OCCUPANTS PER ROOM (WHITE ALONE, NOT HISPANIC OR LATINO HOUSEHOLDER) [3] - Universe: Occupied housing units with a householder who is White alone, not Hispanic or Latino

TELEPHONE SERVICE AVAILABLE

Source data for Chart 13

	Latino White Pine County, Nevada	White, Not Hispanic White Pine County, Nevada
Total:	248	2,830
With telephone service available	224	2,717
No telephone service available	24	113

Source: Data Set: Census 2000 Summary File 3 (SF 3) - Sample Data -- HCT32H. TELEPHONE SERVICE AVAILABLE (HISPANIC OR LATINO HOUSEHOLDER) [3] - Universe: Occupied housing units with a householder who is Hispanic or Latino; HCT32I. TELEPHONE SERVICE AVAILABLE (WHITE ALONE, NOT HISPANIC OR LATINO HOUSEHOLDER) [3] - Universe: Occupied housing units with a householder who is White alone, not Hispanic or Latino

VEHICLES AVAILABLE

Source data for Chart 14

	Latino White Pine County, Nevada	White, Not Hispanic White Pine County, Nevada
Total:	248	2,830
No vehicle available	22	157
1 or more vehicles available	226	2,673

Source: Data Set: Census 2000 Summary File 3 (SF 3) - Sample Data -- HCT33H. VEHICLES AVAILABLE (HISPANIC OR LATINO HOUSEHOLDER) [3] - Universe: Occupied housing units with a householder who is Hispanic or Latino;; HCT33I. VEHICLES AVAILABLE (WHITE ALONE, NOT HISPANIC OR LATINO HOUSEHOLDER) [3] - Universe: Occupied housing units with a householder who is White alone, not Hispanic or Latino

PLUMBING FACILITIES

Source data for Chart 15

	Latino White Pine County, Nevada	White, Not Hispanic White Pine County, Nevada
Total:	248	2,830
Complete plumbing facilities	248	2,717
Lacking complete plumbing facilities	0	113

Source: Data Set: Census 2000 Summary File 3 (SF 3) - Sample Data -- HCT34H. PLUMBING FACILITIES (HISPANIC OR LATINO HOUSEHOLDER) [3] - Universe: Occupied housing units with a householder who is Hispanic or Latino; HCT34I. PLUMBING FACILITIES (WHITE ALONE, NOT HISPANIC OR LATINO HOUSEHOLDER) [3] - Universe: Occupied housing units with a householder who is White alone, not Hispanic or Latino.

GROSS RENT AS A PERCENTAGE OF HOUSEHOLD INCOME IN 1999

Source data for Chart 16

	Latino White Pine County, Nevada	White, Not Hispanic White Pine County, Nevada
Total:	48	632
Less than 10 percent	6	59
10 to 14 percent	0	113
15 to 19 percent	0	103
20 to 24 percent	0	58
25 to 29 percent	0	61
30 to 34 percent	13	15
35 to 39 percent	0	27
40 to 49 percent	13	32
50 percent or more	6	55
Not computed	10	109

Source: Data Set: Census 2000 Summary File 3 (SF 3) - Sample Data -- HCT39H. GROSS RENT AS A PERCENTAGE OF HOUSEHOLD INCOME IN 1999 (HISPANIC OR LATINO HOUSEHOLDER) [11] - Universe: Specified renter-occupied housing units with a householder who is Hispanic or Latino; HCT39I. GROSS RENT AS A PERCENTAGE OF HOUSEHOLD INCOME IN 1999 (WHITE ALONE, NOT HISPANIC OR LATINO HOUSEHOLDER) [11] - Universe: Specified renter-occupied housing units with a householder who is White alone, not Hispanic or Latino.

MEDIAN GROSS RENT

Source data for Chart 17

	Latino White Pine County, Nevada	White, Not Hispanic White Pine County, Nevada
Median gross rent	\$ 186	\$ 457

Source: Data Set: Census 2000 Summary File 3 (SF 3) - Sample Data -- HCT37H. MEDIAN GROSS RENT (DOLLARS) (HISPANIC OR LATINO HOUSEHOLDER) [1] - Universe: Specified renter-occupied housing units paying cash rent with a householder who is Hispanic or Latino; HCT37I. MEDIAN GROSS RENT (DOLLARS) (WHITE ALONE, NOT HISPANIC OR LATINO HOUSEHOLDER) [1] - Universe: Specified renter-occupied housing units paying cash rent with a householder who is White alone, not Hispanic or Latino

MEDIAN HOME VALUE

Source data for Chart 18

	Latino White Pine County, Nevada	White, Not Hispanic White Pine County, Nevada
Median value	\$ 60,800	\$ 71,100

Source: Data Set: Census 2000 Summary File 3 (SF 3) - Sample Data -- HCT42H. MEDIAN VALUE (DOLLARS) (HISPANIC OR LATINO HOUSEHOLDER) [1] - Universe: Specified owner-occupied housing units with a householder who is Hispanic or Latino; HCT42I. MEDIAN VALUE (DOLLARS) (WHITE ALONE, NOT HISPANIC OR LATINO HOUSEHOLDER) [1] - Universe: Specified owner-occupied housing units with a householder who is White alone, not Hispanic or Latino