

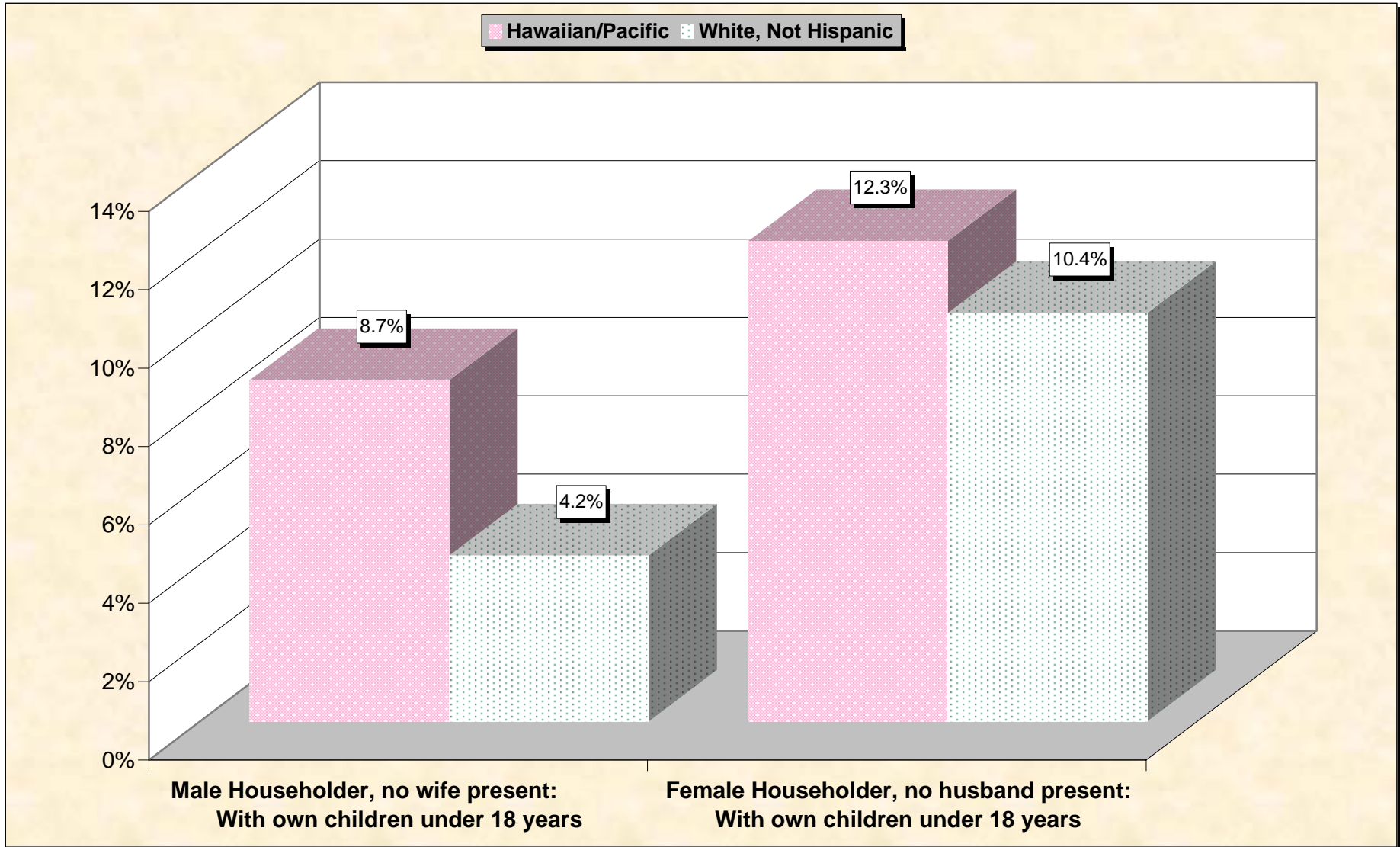
# **Selected Socio-Economic Data**

## **Maui County, Hawaii**

**Hawaiian and Other Pacific Islander and White, Not Hispanic**

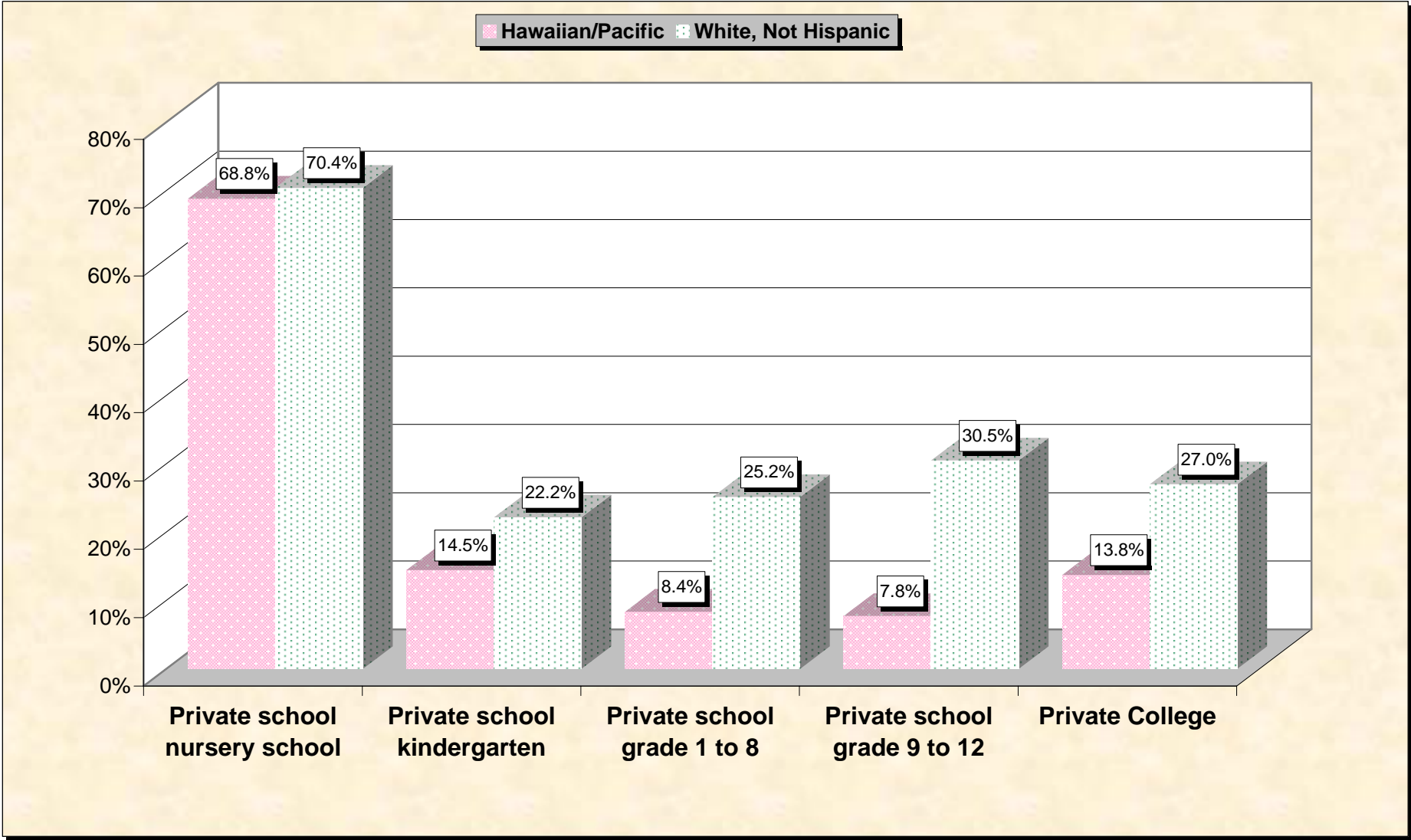
**Data Set: Census 2000 Summary File 3 (SF 3) - Sample Data**

# Chart 1 -- Single-Parent Family Households (Householder 15 to 64 years) Maui County, Hawaii



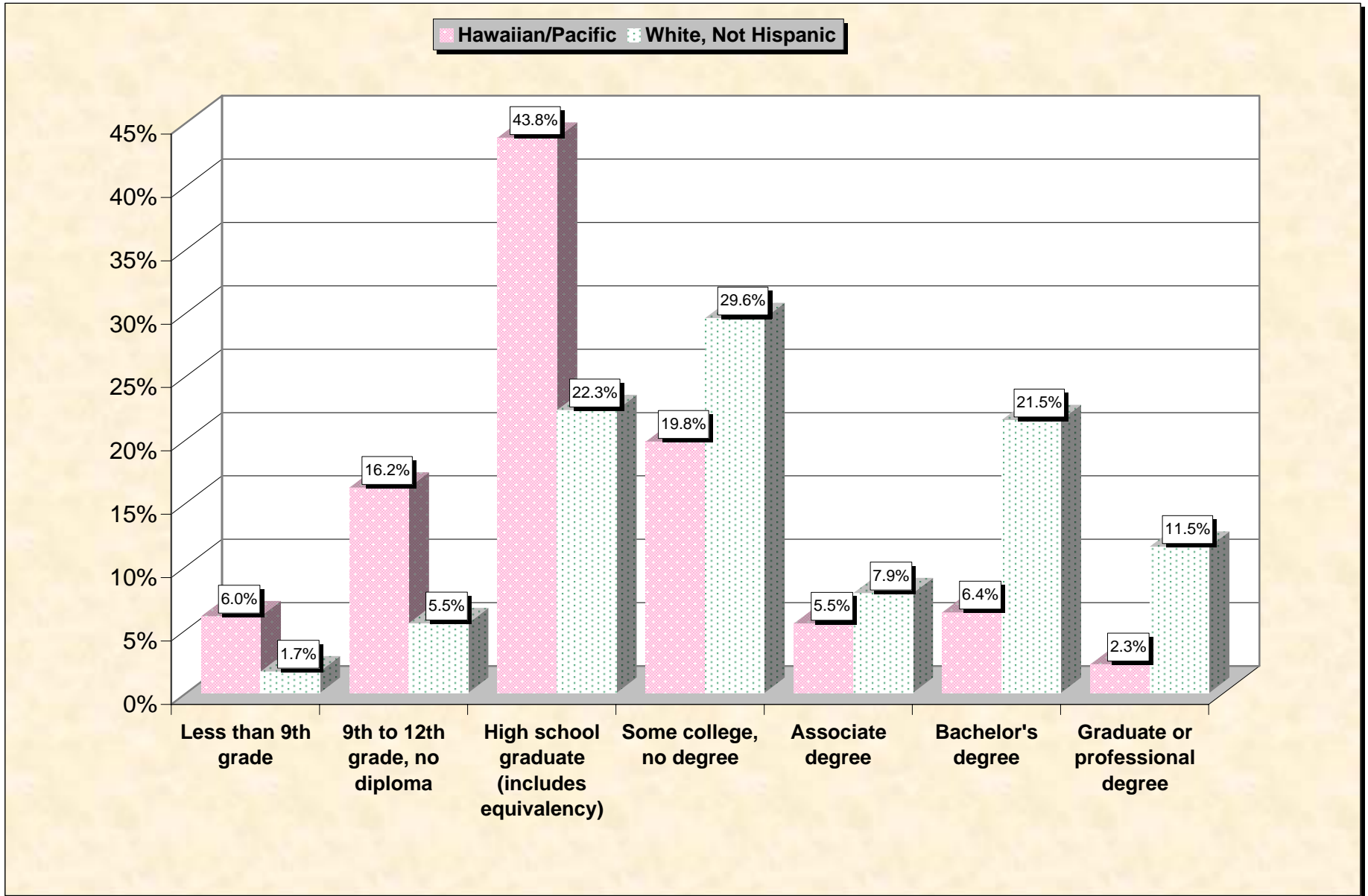
Source: Data Set: Census 2000 Summary File 3 (SF 3) - Sample Data - P146E. HOUSEHOLDS BY AGE OF HOUSEHOLDER BY HOUSEHOLD TYPE (INCLUDING LIVING ALONE) BY PRESENCE OF OWN CHILDREN UNDER 18 YEARS (NATIVE HAWAIIAN AND OTHER PACIFIC ISLANDER ALONE HOUSEHOLDER) [31] - Universe: Households with a householder who is Native Hawaiian and other Pacific Islander alone; P146I. HOUSEHOLDS BY AGE OF HOUSEHOLDER BY HOUSEHOLD TYPE (INCLUDING LIVING ALONE) BY PRESENCE OF OWN CHILDREN UNDER 18 YEARS (WHITE ALONE, NOT HISPANIC OR LATINO HOUSEHOLDER) [31] - Universe: Households with a householder who is White alone, not Hispanic or Latino.

# Chart 2 -- Private School Enrollment (3 years and over) Maui County, Hawaii



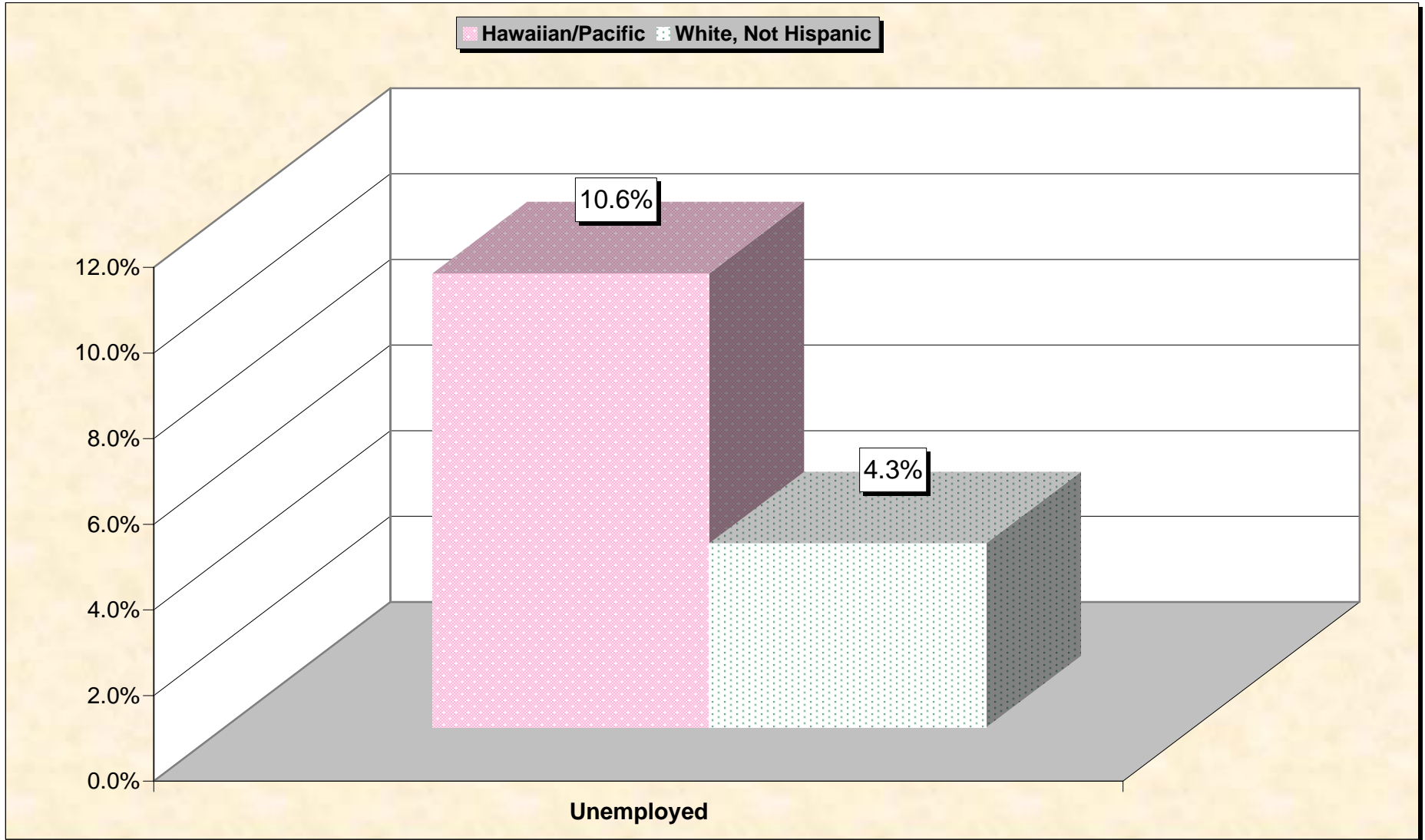
Source: Data Set: Census 2000 Summary File 3 (SF 3) - Sample Data -- P147E. SCHOOL ENROLLMENT BY LEVEL OF SCHOOL BY TYPE OF SCHOOL FOR THE POPULATION 3 YEARS AND OVER (NATIVE HAWAIIAN AND OTHER PACIFIC ISLANDER ALONE) [17] - Universe: Native Hawaiian and Other Pacific Islander alone 3 years and over; P147I. SCHOOL ENROLLMENT BY LEVEL OF SCHOOL BY TYPE OF SCHOOL FOR THE POPULATION 3 YEARS AND OVER (WHITE ALONE, NOT HISPANIC OR LATINO) [17] - Universe: White alone, not Hispanic or Latino population 3 years and over.

### Chart 3 -- Educational Attainment (25 years and over) Maui County, Hawaii



Source: Data Set: Census 2000 Summary File 3 (SF 3) - Sample Data -- P148E. SEX BY EDUCATIONAL ATTAINMENT FOR THE POPULATION 25 YEARS AND OVER (NATIVE HAWAIIAN AND OTHER PACIFIC ISLANDER ALONE) [17] - Universe: Native Hawaiian and Other Pacific Islander alone 25 years and over; P148I. SEX BY EDUCATIONAL ATTAINMENT FOR THE POPULATION 25 YEARS AND OVER (WHITE ALONE, NOT HISPANIC OR LATINO) [17] - Universe: White alone, not Hispanic or Latino population 25 years and over.

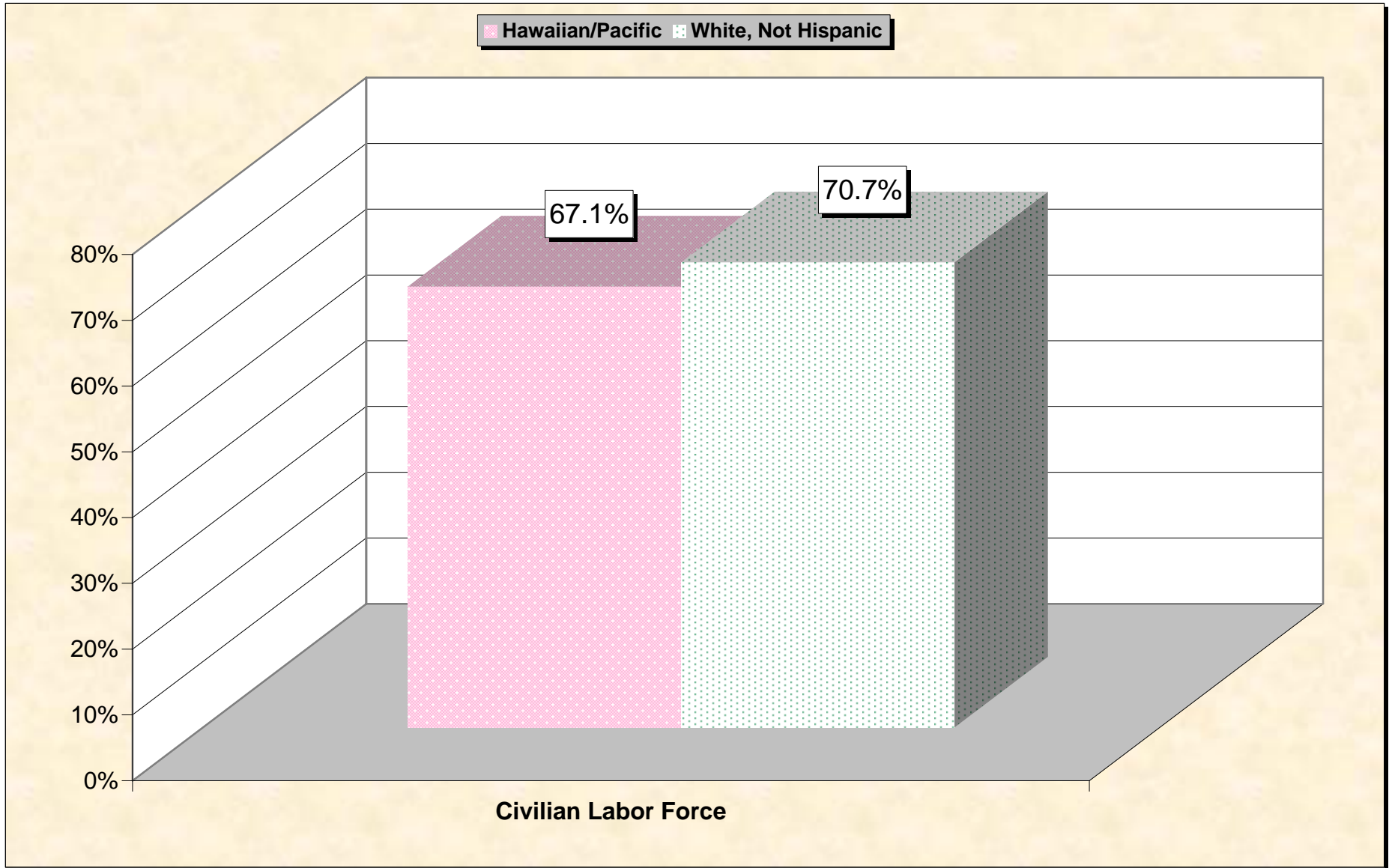
# Chart 4 -- Unemployment Rate (Civilian Labor Force) Maui County, Hawaii



**Note:** Unemployment rate is defined as a percentage of the civilian labor force.

Source: Data Set: Census 2000 Summary File 3 (SF 3) - Sample Data -- P150E. SEX BY EMPLOYMENT STATUS FOR THE POPULATION 16 YEARS AND OVER (NATIVE HAWAIIAN AND OTHER PACIFIC ISLANDER ALONE) [15] - Universe: Native Hawaiian and Other Pacific Islander alone 16 years and over; P150I. SEX BY EMPLOYMENT STATUS FOR THE POPULATION 16 YEARS AND OVER (WHITE ALONE, NOT HISPANIC OR LATINO) [15] - Universe: White alone, not Hispanic or Latino population 16 years and over

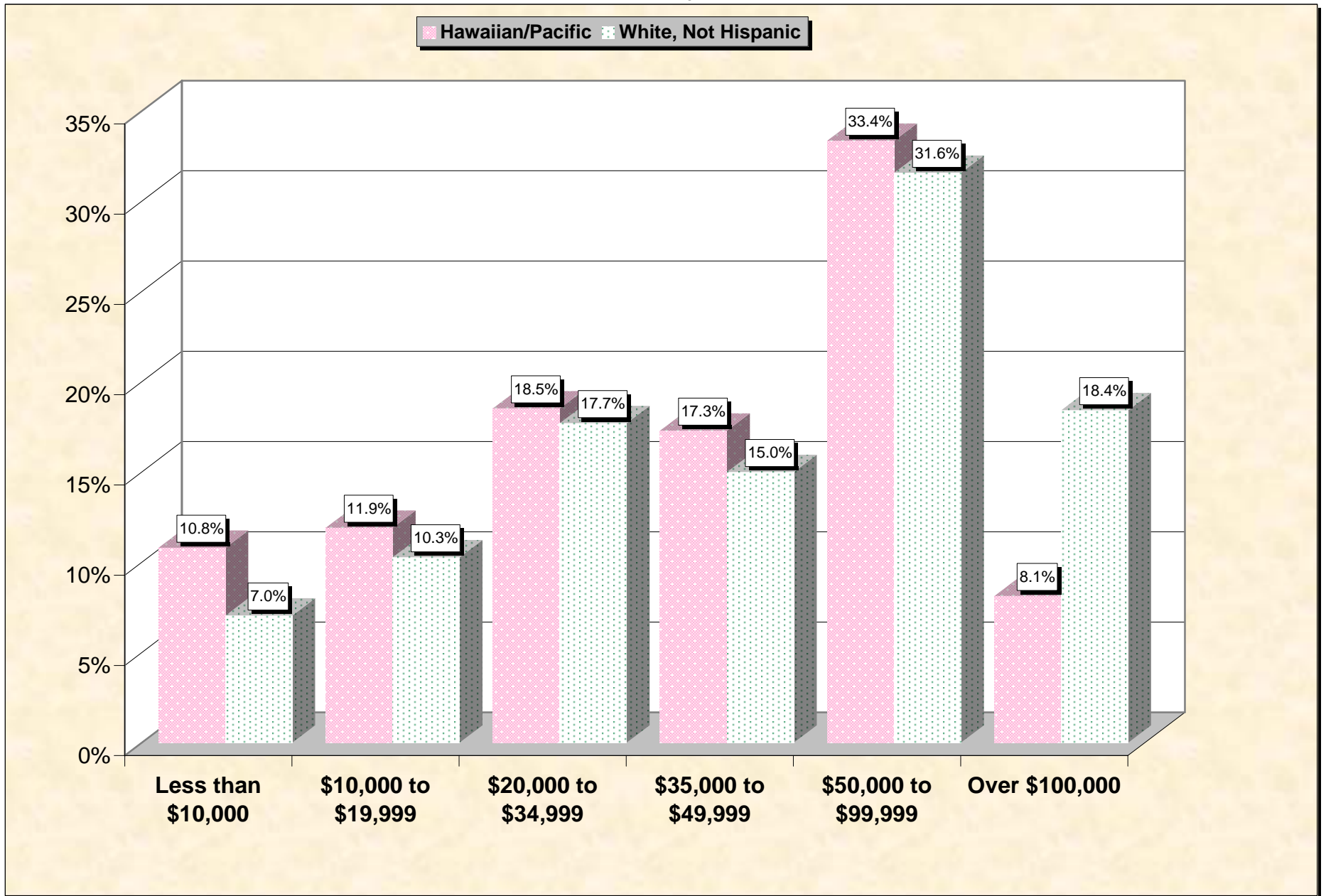
# Chart 5 -- Labor Force Participation (Civilian Labor Force) Maui County, Hawaii



**Note:** Labor force participation rate is defined as a percentage of the civilian population over 16.

Source: Data Set: Census 2000 Summary File 3 (SF 3) - Sample Data -- P150E. SEX BY EMPLOYMENT STATUS FOR THE POPULATION 16 YEARS AND OVER (NATIVE HAWAIIAN AND OTHER PACIFIC ISLANDER ALONE) [15] - Universe: Native Hawaiian and Other Pacific Islander alone 16 years and over; P150I. SEX BY EMPLOYMENT STATUS FOR THE POPULATION 16 YEARS AND OVER (WHITE ALONE, NOT HISPANIC OR LATINO) [15] - Universe: White alone, not Hispanic or Latino population 16 years and over

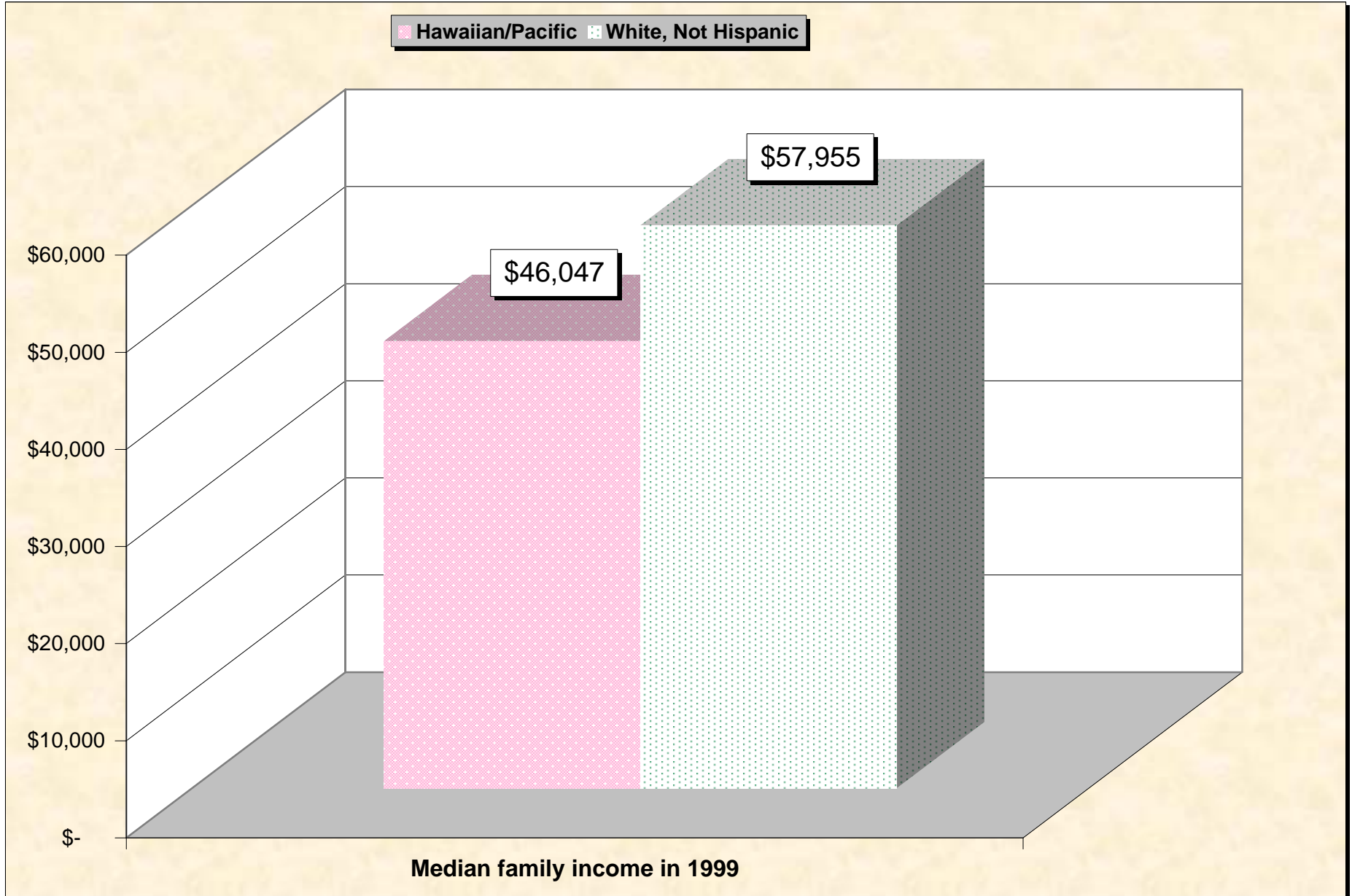
## Chart 6 -- Household Income in 1999 Maui County, Hawaii



Source: Data Set: Census 2000 Summary File 3 (SF 3) - Sample Data -- P151E. HOUSEHOLD INCOME IN 1999 (NATIVE HAWAIIAN AND OTHER PACIFIC ISLANDER ALONE HOUSEHOLDER) [17] - Universe: Households with a householder who is Native Hawaiian and Other Pacific Islander alone; P151I. HOUSEHOLD INCOME IN 1999 (WHITE ALONE, NOT HISPANIC OR LATINO HOUSEHOLDER) [17] - Universe: Households with a householder who is White alone, not Hispanic or Latino

# Chart 7 -- Median Family Income In 1999

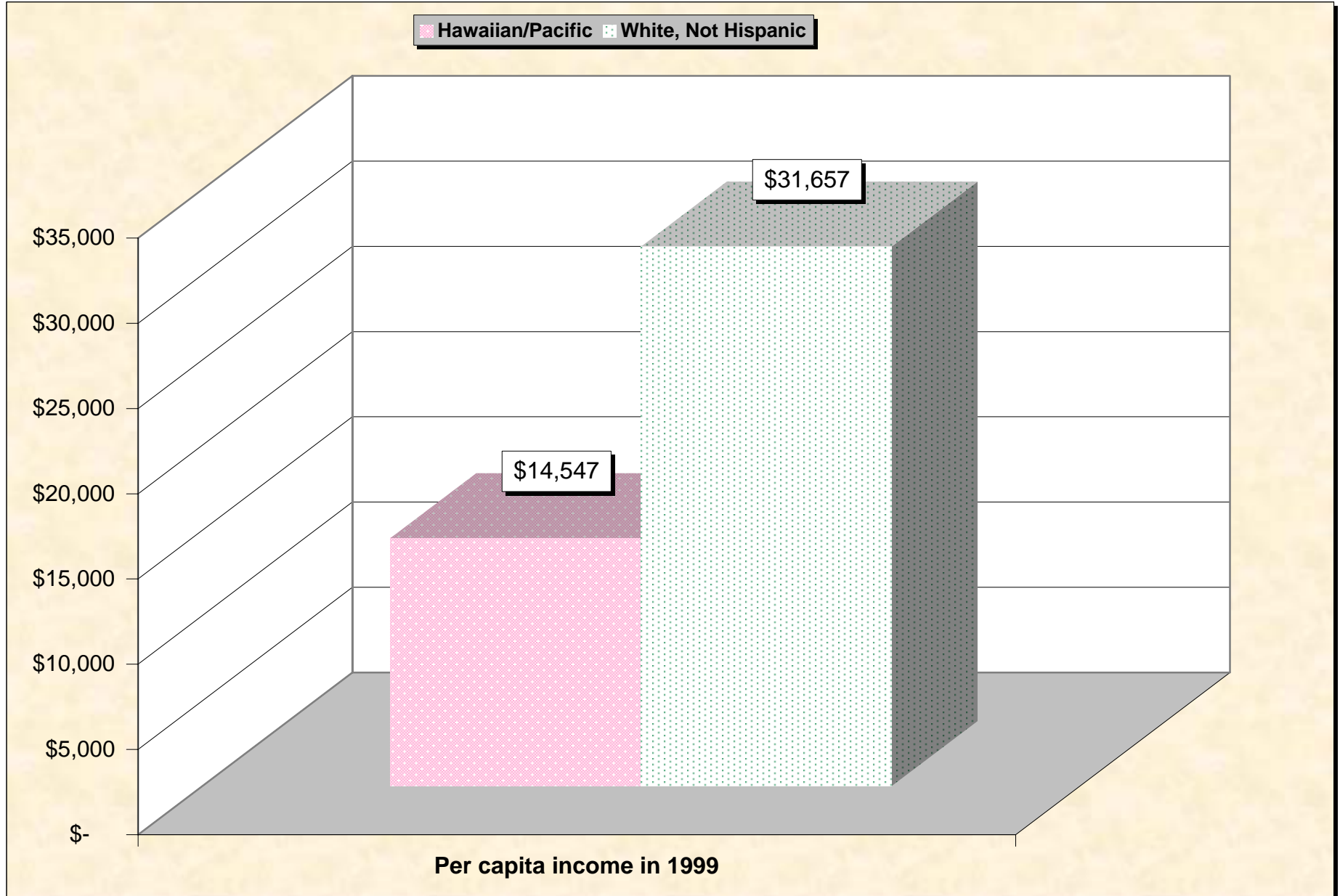
## Maui County, Hawaii



Source: Data Set: Census 2000 Summary File 3 (SF 3) - Sample Data -- P155E. MEDIAN FAMILY INCOME IN 1999 (DOLLARS) (NATIVE HAWAIIAN AND OTHER PACIFIC ISLANDER ALONE HOUSEHOLDER) [1] - Universe: Families with a householder who is Native Hawaiian and Other Pacific Islander alone ; P155I. MEDIAN FAMILY INCOME IN 1999 (DOLLARS) (WHITE ALONE, NOT HISPANIC OR LATINO HOUSEHOLDER) [1] - Universe: Families with a householder who is White alone, not Hispanic or Latino

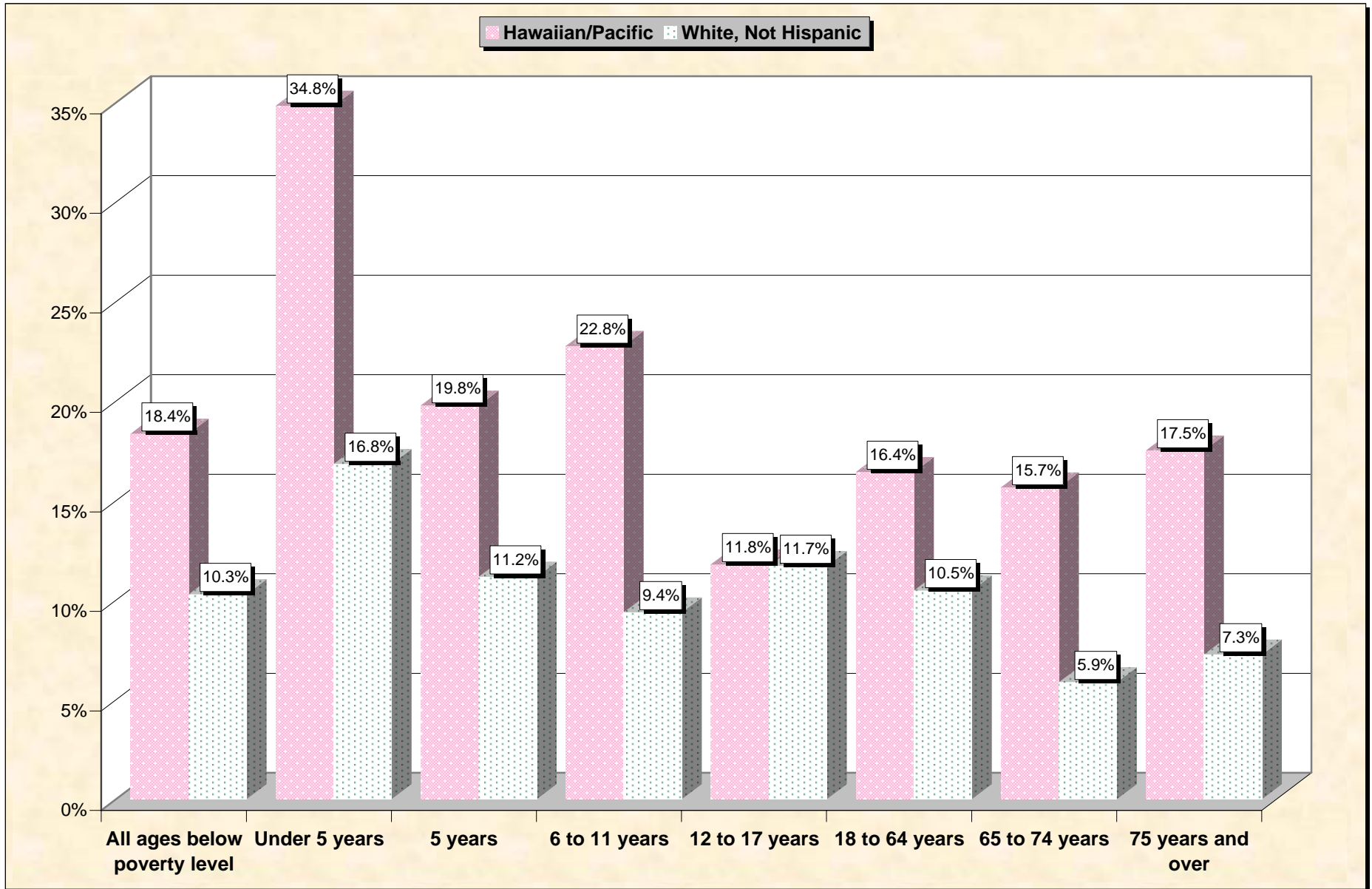


# Chart 8 -- Per Capita Income In 1999 Maui County, Hawaii



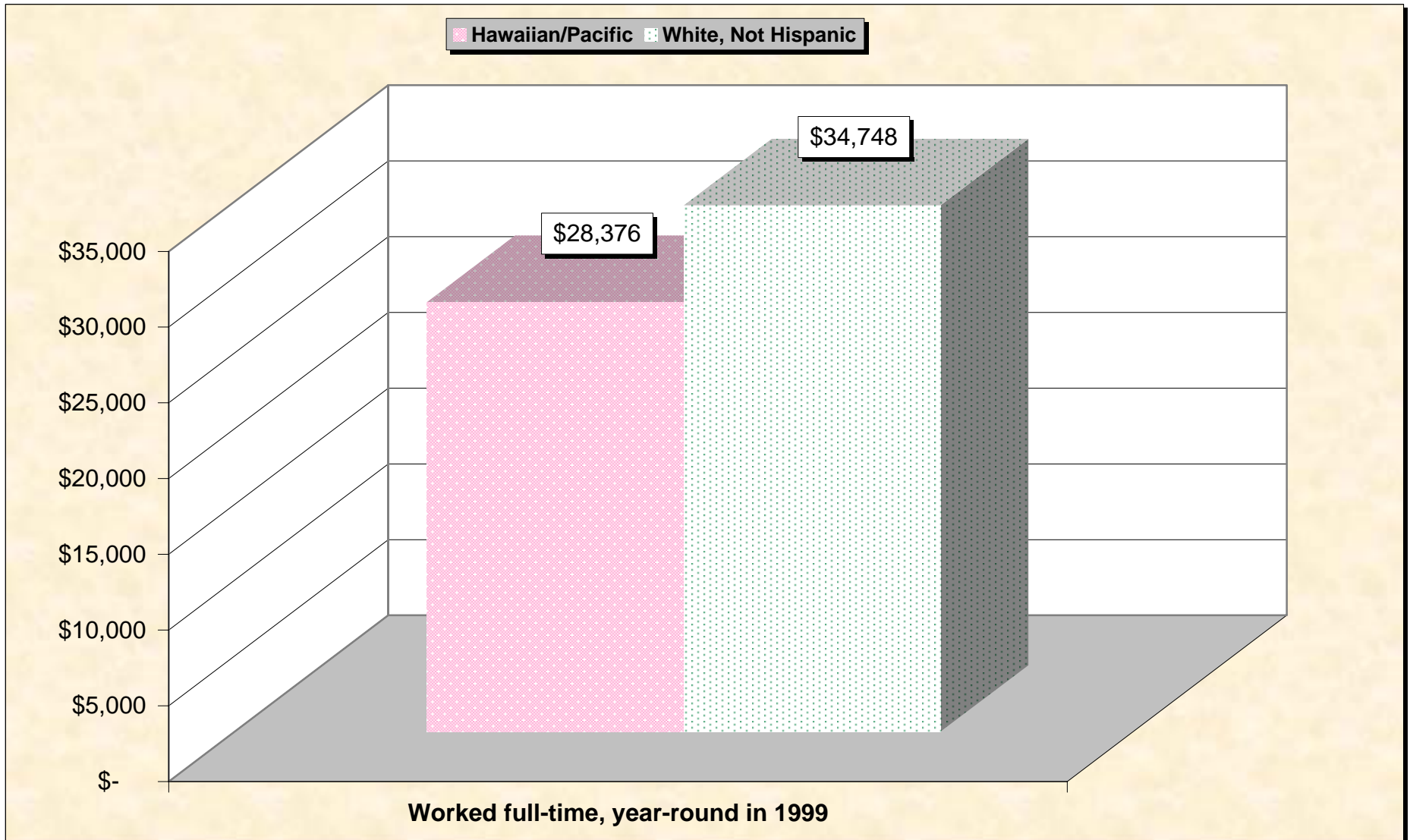
Source: Data Set: Census 2000 Summary File 3 (SF 3) - Sample Data -- P157E. PER CAPITA INCOME IN 1999 (DOLLARS) (NATIVE HAWAIIAN AND OTHER PACIFIC ISLANDER ALONE) [1] - Universe: Native Hawaiian and Other Pacific Islander alone; P157I. PER CAPITA INCOME IN 1999 (DOLLARS) (WHITE ALONE, NOT HISPANIC OR LATINO) [1] - Universe: White alone, not Hispanic or Latino population

## Chart 9 -- Income in 1999 Below Poverty Level by Age Maui County, Hawaii



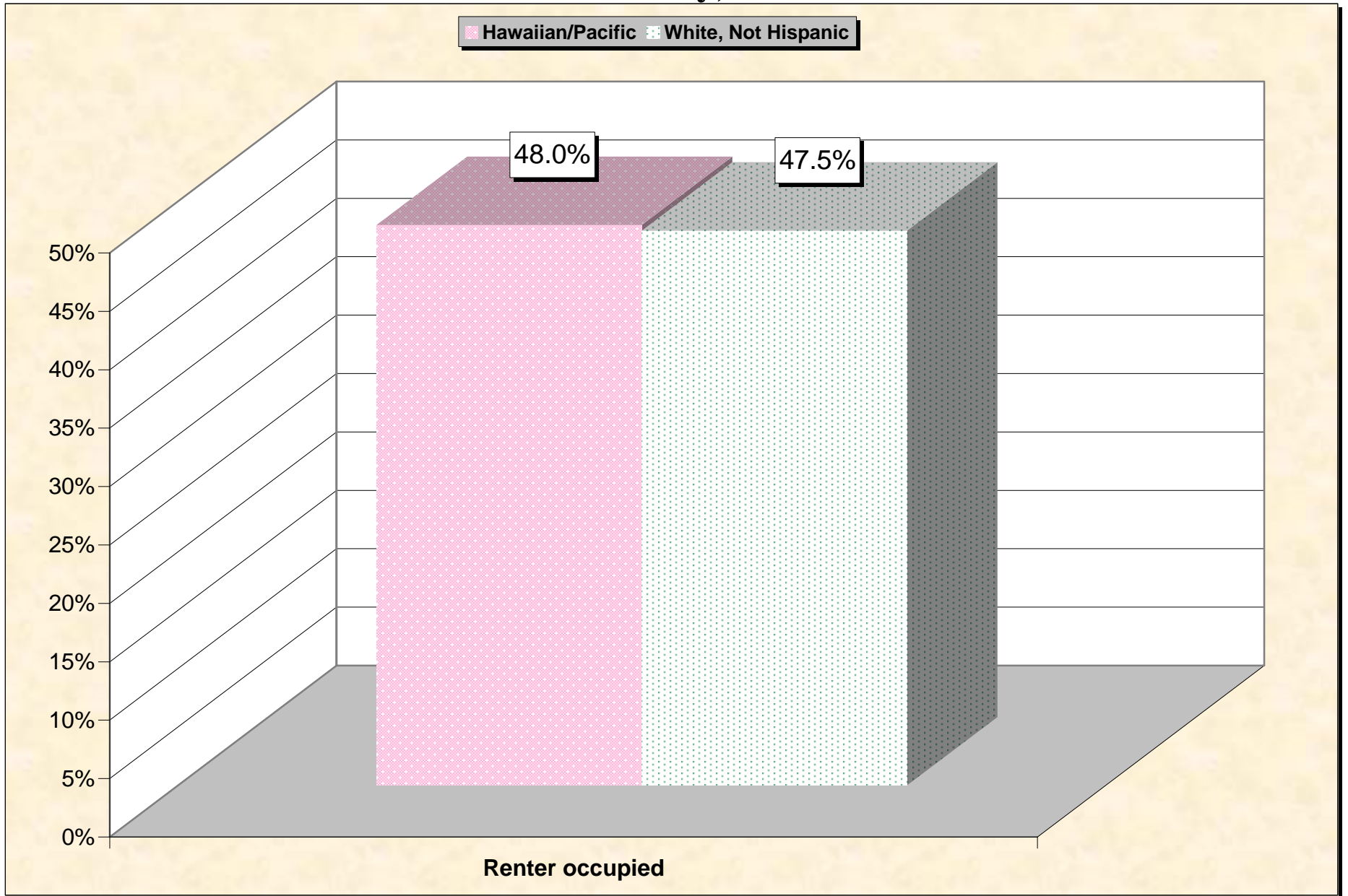
Source: Data Set: Census 2000 Summary File 3 (SF 3) - Sample Data -- P159E. POVERTY STATUS IN 1999 BY AGE (NATIVE HAWAIIAN AND OTHER PACIFIC ISLANDER ALONE) [17] - Universe: Native Hawaiian and Other Pacific Islander alone for whom poverty status is determined;P159I. POVERTY STATUS IN 1999 BY AGE (WHITE ALONE, NOT HISPANIC OR LATINO) [17] - Universe: White alone, not Hispanic or Latino population for whom poverty status is determined.

# Chart 10 -- Median Earnings in 1999 Maui County, Hawaii



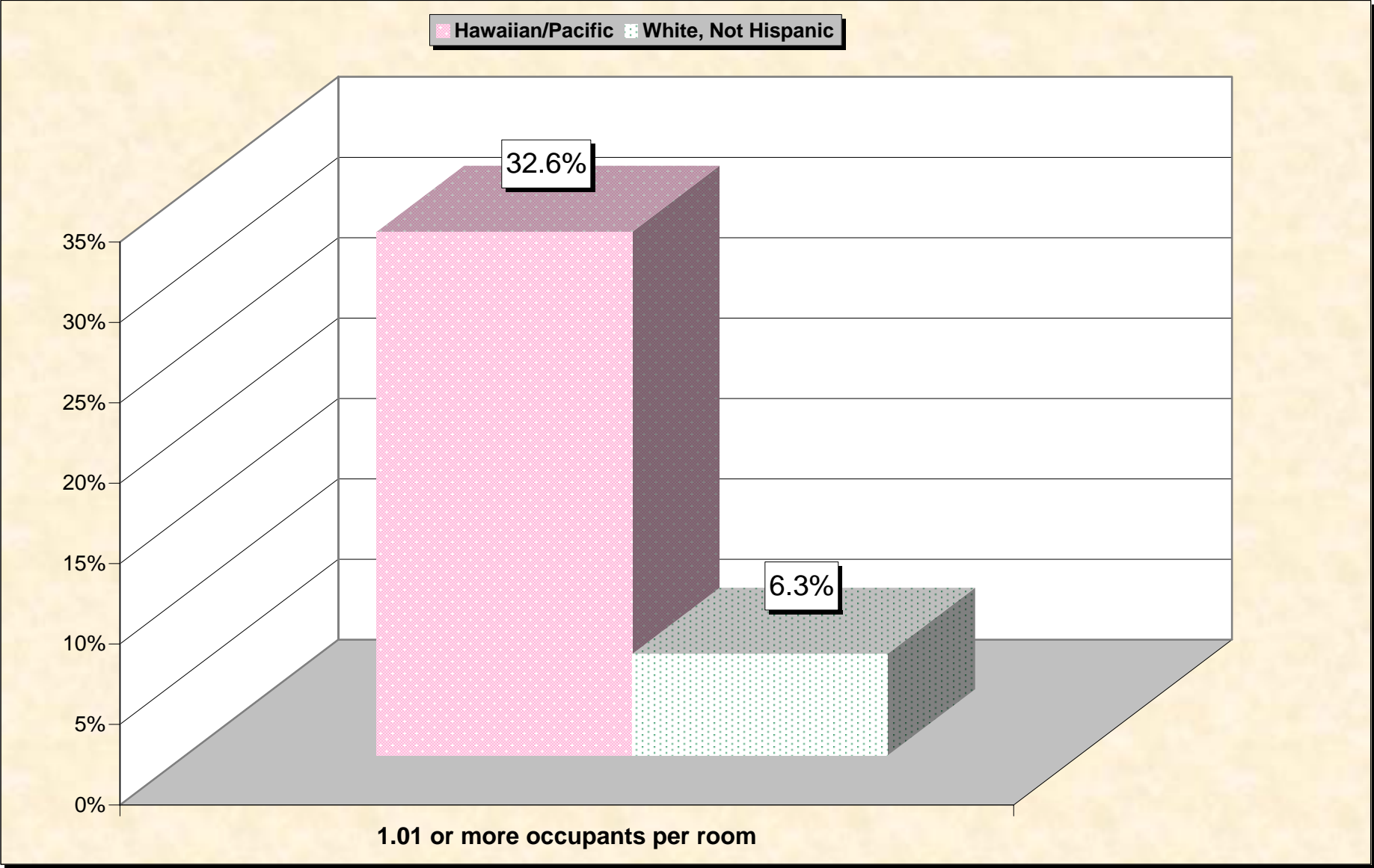
Source: Data Set: Census 2000 Summary File 3 (SF 3) - Sample Data -- PCT74E. MEDIAN EARNINGS IN 1999 (DOLLARS) BY WORK EXPERIENCE IN 1999 BY SEX FOR THE POPULATION 16 YEARS AND OVER WITH EARNINGS (NATIVE HAWAIIAN AND OTHER PACIFIC ISLANDER ALONE) [6] - Universe: Native Hawaiian and Other Pacific Islander alone 16 years and over with earnings in 1999; PCT74I. MEDIAN EARNINGS IN 1999 (DOLLARS) BY WORK EXPERIENCE IN 1999 BY SEX FOR THE POPULATION 16 YEARS AND OVER WITH EARNINGS (WHITE ALONE, NOT HISPANIC OR LATINO) [6] - Universe: White alone, not Hispanic or Latino population 16 years and over with earnings in 1999

# Chart 11 -- Renter-Occupied Housing Maui County, Hawaii



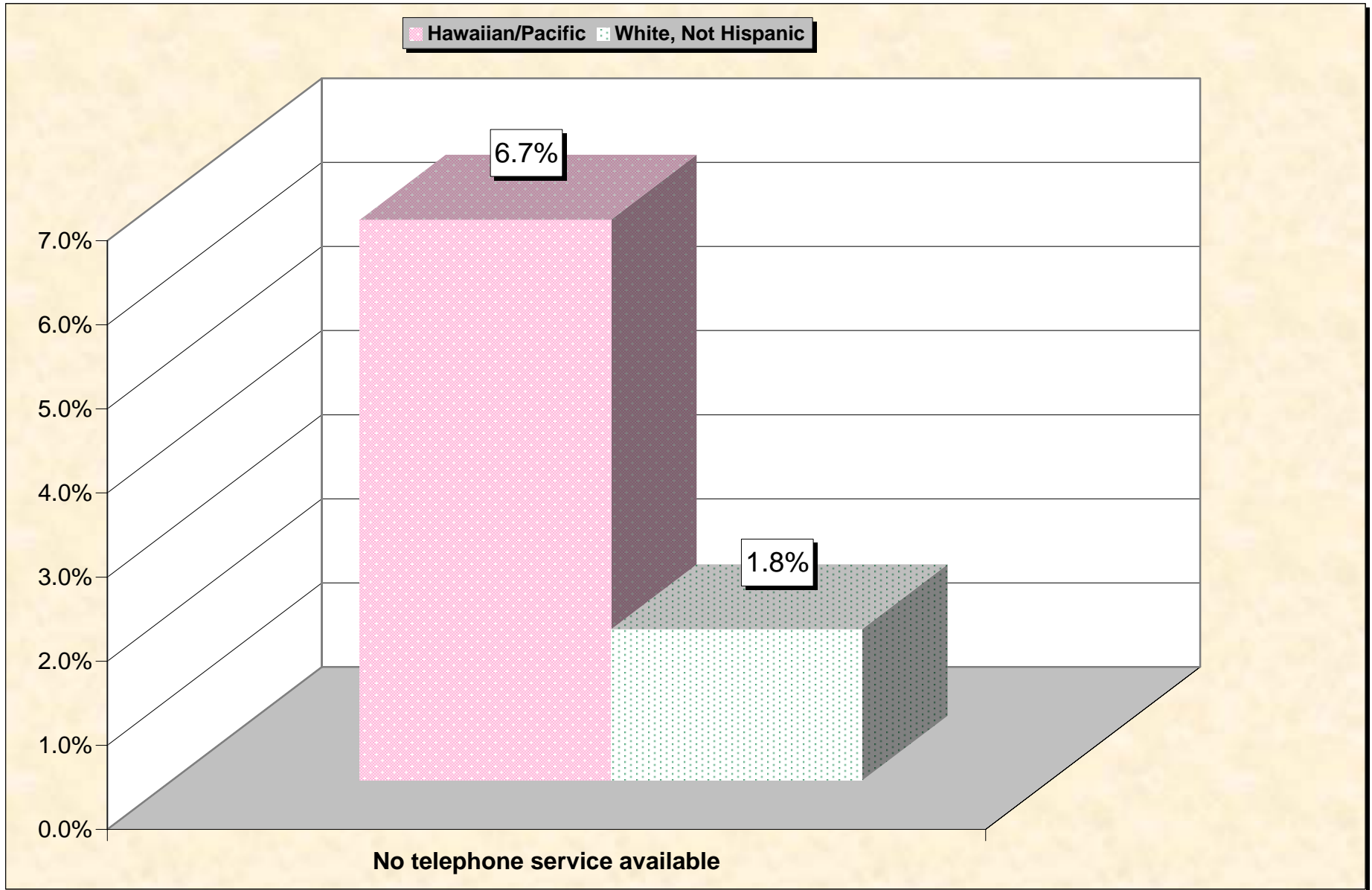
Source: Data Set: Census 2000 Summary File 3 (SF 3) - Sample Data -- H11. TENURE BY RACE OF HOUSEHOLDER [17] - Universe: Occupied housing units; H13. TENURE (WHITE ALONE, NOT HISPANIC OR LATINO HOUSEHOLDER) [3] - Universe: Occupied housing units with a householder who is White alone, not Hispanic or Latino.

# Chart 12 -- Occupants Per Room (Crowding) by Household Maui County, Hawaii



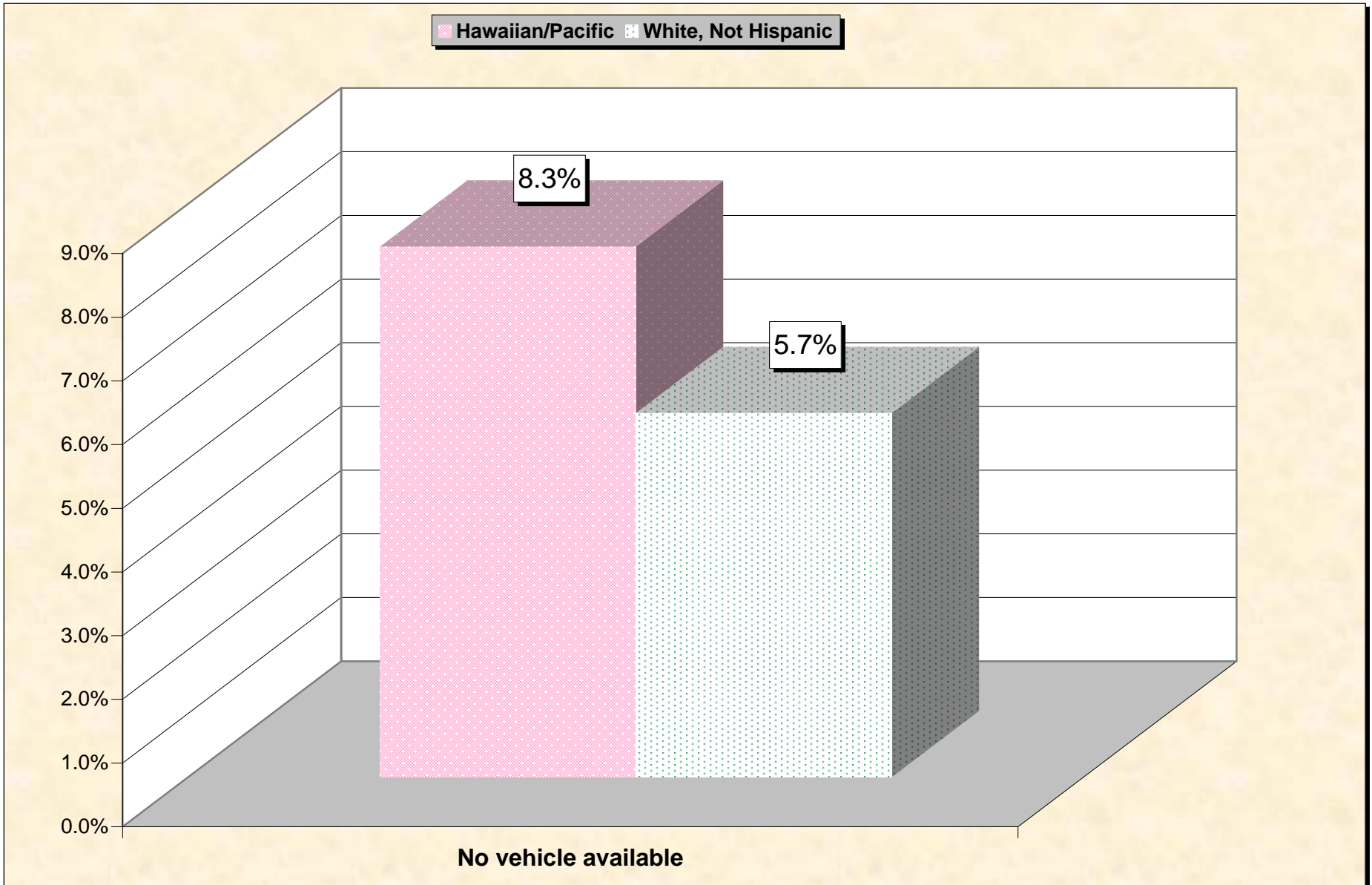
Source: Data Set: Census 2000 Summary File 3 (SF 3) - Sample Data -- HCT29E. OCCUPANTS PER ROOM (NATIVE HAWAIIAN AND OTHER PACIFIC ISLANDER ALONE HOUSEHOLDER) [3] - Universe: Occupied housing units with a householder who is Native Hawaiian and Other Pacific Islander alone; HCT29I. OCCUPANTS PER ROOM (WHITE ALONE, NOT HISPANIC OR LATINO HOUSEHOLDER) [3] - Universe: Occupied housing units with a householder who is White alone, not Hispanic or Latino

# Chart 13 -- Lack of Telephone Service by Household Maui County, Hawaii



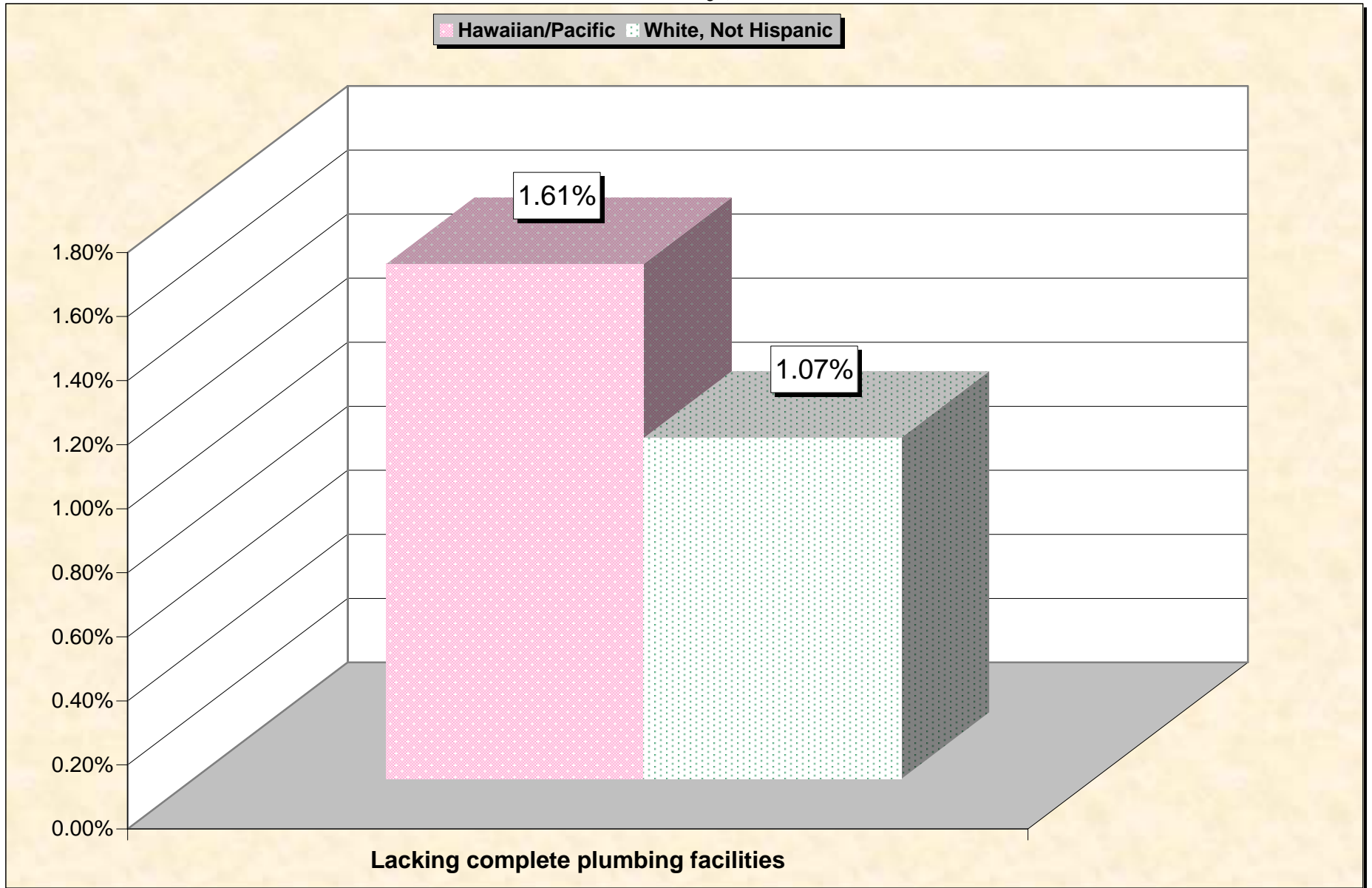
Source: Data Set: Census 2000 Summary File 3 (SF 3) - Sample Data -- HCT32E. TELEPHONE SERVICE AVAILABLE (NATIVE HAWAIIAN AND OTHER PACIFIC ISLANDER ALONE HOUSEHOLDER) [3] - Universe: Occupied housing units with a householder who is Native Hawaiian and Other Pacific Islander alone; HCT32I. TELEPHONE SERVICE AVAILABLE (WHITE ALONE, NOT HISPANIC OR LATINO HOUSEHOLDER) [3] - Universe: Occupied housing units with a householder who is White alone, not Hispanic or Latino

# Chart 14 -- Lack of Vehicle By Household Maui County, Hawaii



Source: Data Set: Census 2000 Summary File 3 (SF 3) - Sample Data -- HCT33E. VEHICLES AVAILABLE (NATIVE HAWAIIAN AND OTHER PACIFIC ISLANDER ALONE HOUSEHOLDER) [3] - Universe: Occupied housing units with a householder who is Native Hawaiian and Other Pacific Islander alone;; HCT33I. VEHICLES AVAILABLE (WHITE ALONE, NOT HISPANIC OR LATINO HOUSEHOLDER) [3] - Universe: Occupied housing units with a householder who is White alone, not Hispanic or Latino

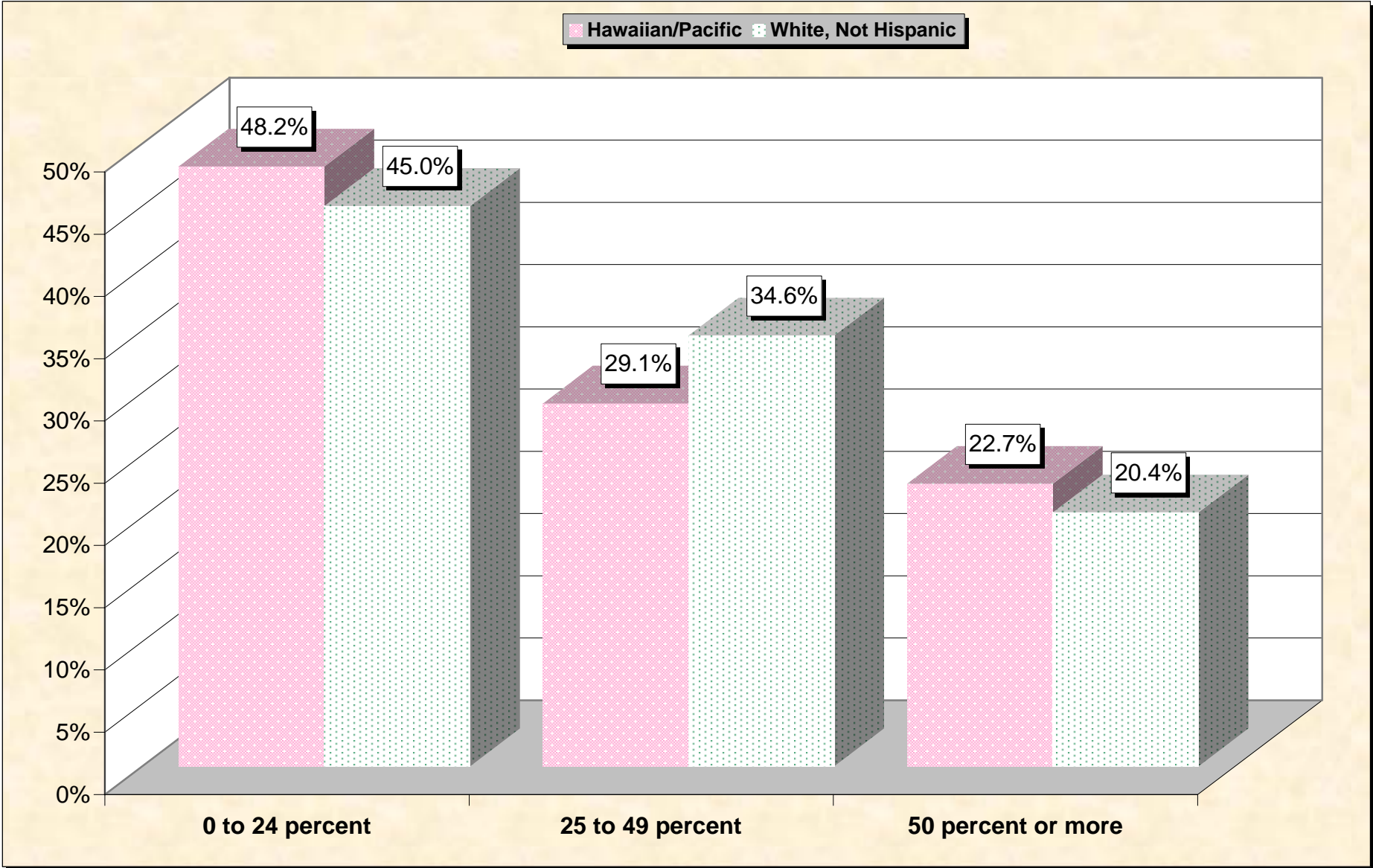
# Chart 15 -- Lack of Plumbing By Household Maui County, Hawaii



Source: Data Set: Census 2000 Summary File 3 (SF 3) - Sample Data -- HCT34E. PLUMBING FACILITIES (NATIVE HAWAIIAN AND OTHER PACIFIC ISLANDER ALONE HOUSEHOLDER) [3] - Universe: Occupied housing units with a householder who is Native Hawaiian and Other Pacific Islander alone; HCT34I. PLUMBING FACILITIES (WHITE ALONE, NOT HISPANIC OR LATINO HOUSEHOLDER) [3] - Universe: Occupied housing units with a householder who is White alone, not Hispanic or Latino.

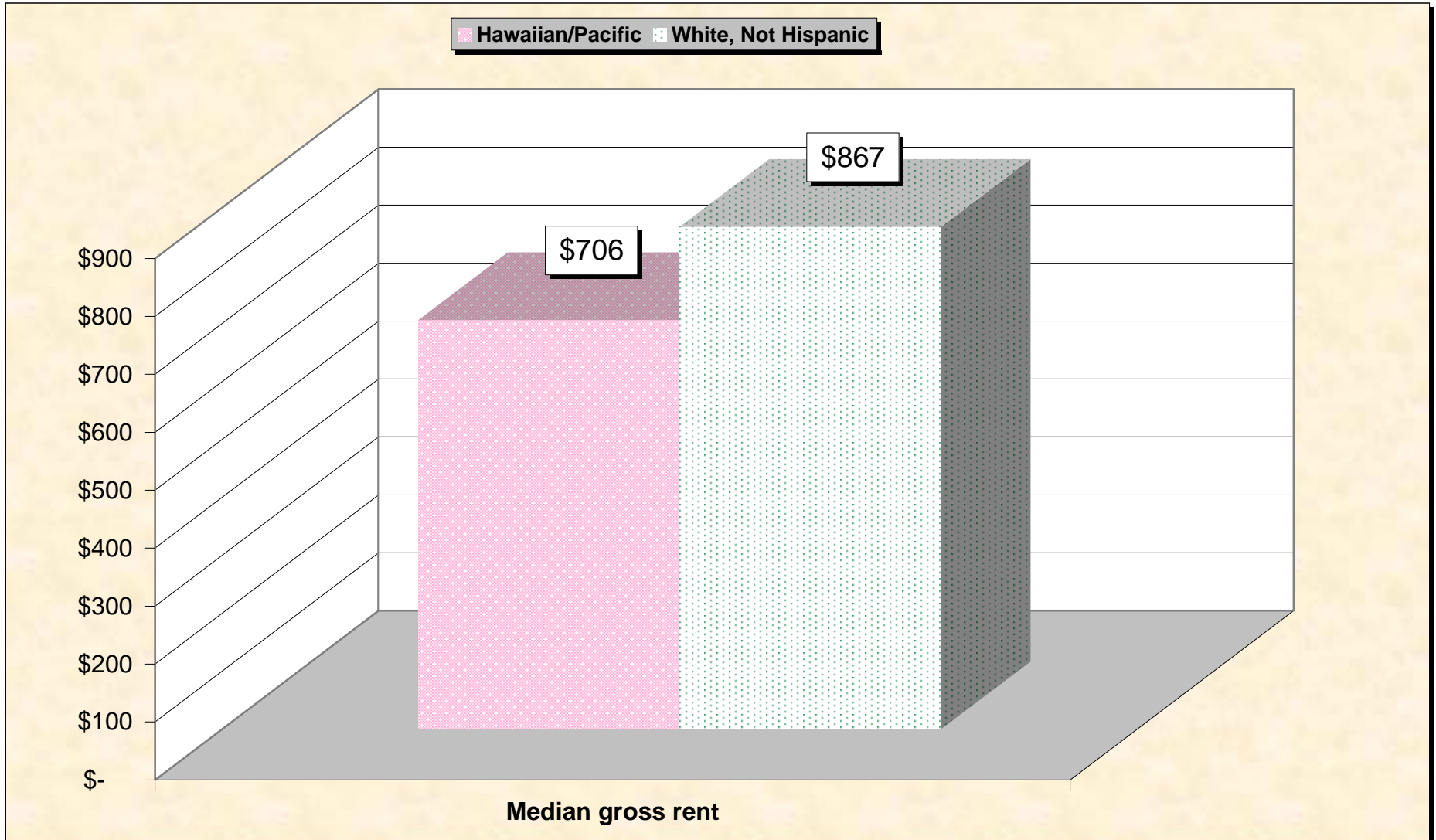


# Chart 16 -- Gross Rent as a Percentage of Household Income in 1999 Maui County, Hawaii



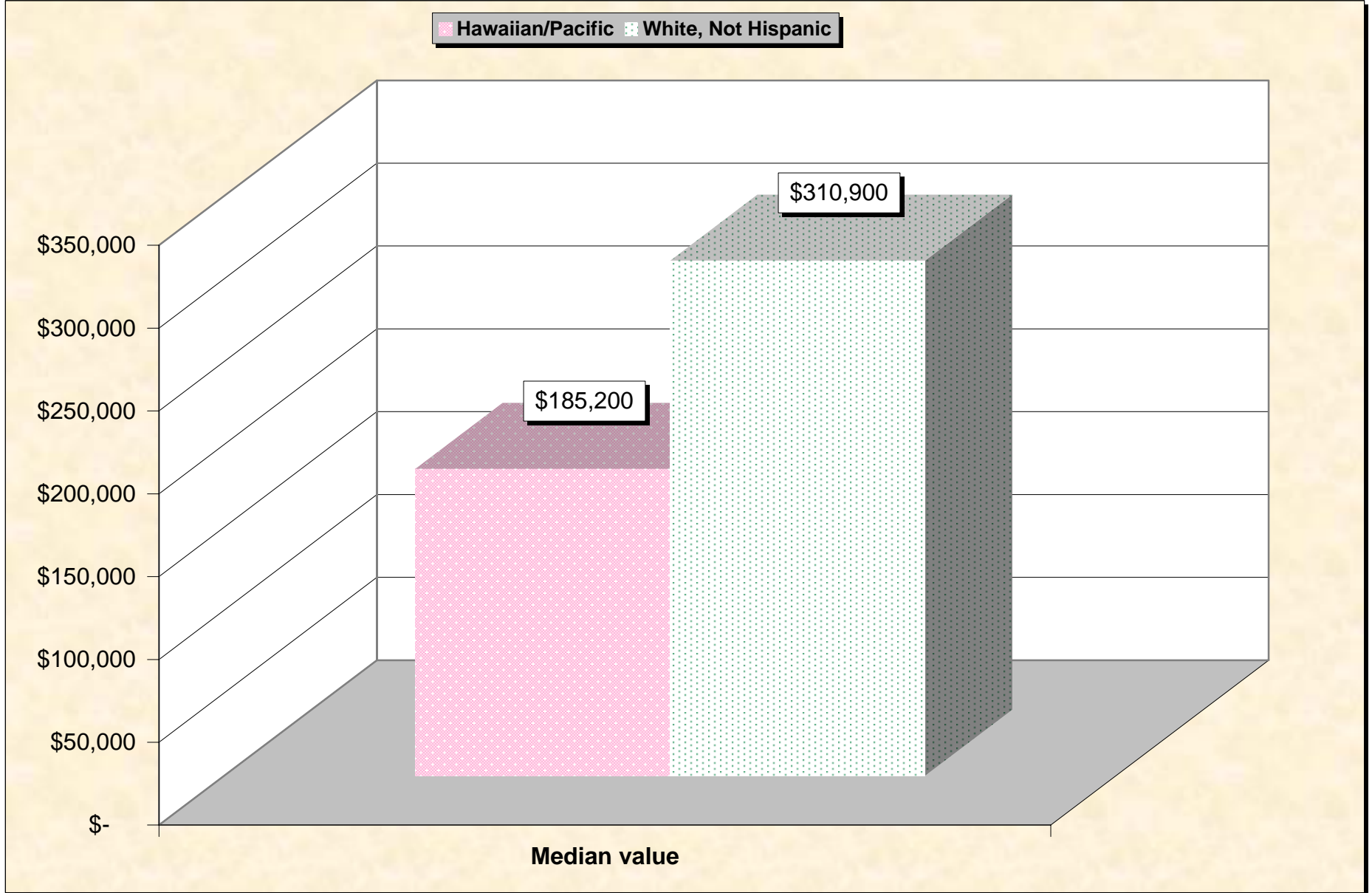
Source: Data Set: Census 2000 Summary File 3 (SF 3) - Sample Data -- HCT39E. GROSS RENT AS A PERCENTAGE OF HOUSEHOLD INCOME IN 1999 (NATIVE HAWAIIAN AND OTHER PACIFIC ISLANDER ALONE HOUSEHOLDER) [11] - Universe: Specified renter-occupied housing units with a householder who is Native Hawaiian and Other Pacific Islander alone; HCT39I. GROSS RENT AS A PERCENTAGE OF HOUSEHOLD INCOME IN 1999 (WHITE ALONE, NOT HISPANIC OR LATINO HOUSEHOLDER) [11] - Universe: Specified renter-occupied housing units with a householder who is White alone, not Hispanic or Latino.

# Chart 17 -- Median Gross Rent By Household Maui County, Hawaii



Source: Data Set: Census 2000 Summary File 3 (SF 3) - Sample Data -- HCT37E. MEDIAN GROSS RENT (DOLLARS) (NATIVE HAWAIIAN AND OTHER PACIFIC ISLANDER ALONE HOUSEHOLDER) [1] - Universe: Specified renter-occupied housing units paying cash rent with a householder who is Native Hawaiian and Other Pacific Islander alone; HCT37I. MEDIAN GROSS RENT (DOLLARS) (WHITE ALONE, NOT HISPANIC OR LATINO HOUSEHOLDER) [1] - Universe: Specified renter-occupied housing units paying cash rent with a householder who is White alone, not Hispanic or Latino

# Chart 18 -- Median Home Value By Household Maui County, Hawaii



Source: Data Set: Census 2000 Summary File 3 (SF 3) - Sample Data -- HCT42E. MEDIAN VALUE (DOLLARS) (NATIVE HAWAIIAN AND OTHER PACIFIC ISLANDER ALONE HOUSEHOLDER) [1] - Universe: Specified owner-occupied housing units with a householder who is Native Hawaiian and Other Pacific Islander alone; HCT42I. MEDIAN VALUE (DOLLARS) (WHITE ALONE, NOT HISPANIC OR LATINO HOUSEHOLDER) [1] - Universe: Specified owner-occupied housing units with a householder who is White alone, not Hispanic or Latino

## HOUSEHOLDS BY AGE OF HOUSEHOLDER BY HOUSEHOLD TYPE (INCLUDING LIVING ALONE) BY PRESENCE OF OWN CHILDREN UNDER 18 YEARS

### Source data for Chart 1

	Hawaiian/Pacific	White, Not Hispanic
	Maui County, Hawaii	Maui County, Hawaii
Total:	3,973	18,596
Householder 15 to 64 years:	3,409	15,648
Family households:	2,790	9,309
Married-couple family:	1,941	7,353
With own children under 18 years	1,237	3,227
No own children under 18 years	704	4,126
Other family:	849	1,956
Male householder, no wife present:	317	603
With own children under 18 years	243	394
No own children under 18 years	74	209
Female householder, no husband present:	532	1,353
With own children under 18 years	342	970
No own children under 18 years	190	383
Nonfamily households:	619	6,339
Householder living alone	401	3,939
Householder not living alone	218	2,400
Householder 65 years and over:	564	2,948
Family households:	381	1,712
Married-couple family:	194	1,442
With own children under 18 years	35	37
No own children under 18 years	159	1,405
Other family:	187	270
Male householder, no wife present:	17	83
With own children under 18 years	2	0
No own children under 18 years	15	83
Female householder, no husband present:	170	187
With own children under 18 years	0	0
No own children under 18 years	170	187
Nonfamily households:	183	1,236
Householder living alone	161	1,130
Householder not living alone	22	106

Source: Data Set: Census 2000 Summary File 3 (SF 3) - Sample Data - P146E. HOUSEHOLDS BY AGE OF HOUSEHOLDER BY HOUSEHOLD TYPE (INCLUDING LIVING ALONE) BY PRESENCE OF OWN CHILDREN UNDER 18 YEARS (NATIVE HAWAIIAN AND OTHER PACIFIC ISLANDER ALONE HOUSEHOLDER) [31] - Universe: Households with a householder who is Native Hawaiian and Other Pacific Islander alone; P146I. HOUSEHOLDS BY AGE OF HOUSEHOLDER BY HOUSEHOLD TYPE (INCLUDING LIVING ALONE) BY PRESENCE OF OWN CHILDREN UNDER 18 YEARS (WHITE ALONE, NOT HISPANIC OR LATINO HOUSEHOLDER) [31] - Universe: Households with a householder who is White alone, not Hispanic or Latino.

## SCHOOL ENROLLMENT BY LEVEL OF SCHOOL BY TYPE OF SCHOOL FOR THE POPULATION 3 YEARS AND OVER

**Source data for Chart 2**

	Hawaiian/Pacific	White, Not Hispanic
	Maui County, Hawaii	Maui County, Hawaii
Total:	12,953	39,792
Enrolled in nursery school, preschool:	199	416
Public school	62	123
Private school	137	293
Enrolled in kindergarten:	242	410
Public school	207	319
Private school	35	91
Enrolled in grade 1 to grade 8:	2,193	2,765
Public school	2,009	2,069
Private school	184	696
Enrolled in grade 9 to grade 12:	1,109	1,668
Public school	1,023	1,159
Private school	86	509
Enrolled in college:	508	1,786
Public school	438	1,303
Private school	70	483
Not enrolled in school	8,702	32,747

*Source: Data Set: Census 2000 Summary File 3 (SF 3) - Sample Data - P146E. HOUSEHOLDS BY AGE OF HOUSEHOLDER BY HOUSEHOLD TYPE (INCLUDING LIVING ALONE) BY PRESENCE OF OWN CHILDREN UNDER 18 YEARS (NATIVE HAWAIIAN AND OTHER PACIFIC ISLANDER ALONE HOUSEHOLDER) [31] - Universe: Households with a householder who is Native Hawaiian and Other Pacific Islander alone; P146I. HOUSEHOLDS BY AGE OF HOUSEHOLDER BY HOUSEHOLD TYPE (INCLUDING LIVING ALONE) BY PRESENCE OF OWN CHILDREN UNDER 18 YEARS (WHITE ALONE, NOT HISPANIC OR LATINO HOUSEHOLDER) [31] - Universe: Households with a householder who is White alone, not Hispanic or Latino.*

## SEX BY EDUCATIONAL ATTAINMENT FOR THE POPULATION 25 YEARS AND OVER

### Source data for Chart 3

	Hawaiian/Pacific	White, Not Hispanic
	Maui County, Hawaii	Maui County, Hawaii
Total:	7,579	32,240
Male:	3,789	16,507
Less than 9th grade	196	310
9th to 12th grade, no diploma	700	965
High school graduate (includes equivalency)	1,619	3,581
Some college, no degree	754	4,759
Associate degree	193	1,255
Bachelor's degree	245	3,526
Graduate or professional degree	82	2,111
Female:	3,790	15,733
Less than 9th grade	262	237
9th to 12th grade, no diploma	528	806
High school graduate (includes equivalency)	1,701	3,614
Some college, no degree	749	4,773
Associate degree	223	1,282
Bachelor's degree	237	3,412
Graduate or professional degree	90	1,609

Source: Data Set: Census 2000 Summary File 3 (SF 3) - Sample Data -- P148E. SEX BY EDUCATIONAL ATTAINMENT FOR THE POPULATION 25 YEARS AND OVER (NATIVE HAWAIIAN AND OTHER PACIFIC ISLANDER ALONE) [17] - Universe: Native Hawaiian and Other Pacific Islander alone 25 years and over; P148I. SEX BY EDUCATIONAL ATTAINMENT FOR THE POPULATION 25 YEARS AND OVER (WHITE ALONE, NOT HISPANIC OR LATINO) [17] - Universe: White alone, not Hispanic or Latino population 25 years and over.

## SEX BY EMPLOYMENT STATUS FOR THE POPULATION 16 YEARS AND OVER

Source data for Charts 4 and 5

	Hawaiian/Pacific	White, Not Hispanic
	Maui County, Hawaii	Maui County, Hawaii
Total:	9,563	35,129
Male:	4,740	18,001
In labor force:	3,381	13,772
In Armed Forces	4	39
Civilian:	3,377	13,733
Employed	3,015	13,148
Unemployed	362	585
Not in labor force	1,359	4,229
Female:	4,823	17,128
In labor force:	3,035	11,114
In Armed Forces	0	0
Civilian:	3,035	11,114
Employed	2,717	10,631
Unemployed	318	483
Not in labor force	1,788	6,014

*Source: Data Set: Census 2000 Summary File 3 (SF 3) - Sample Data -- P150E. SEX BY EMPLOYMENT STATUS FOR THE POPULATION 16 YEARS AND OVER (NATIVE HAWAIIAN AND OTHER PACIFIC ISLANDER ALONE) [15] - Universe: Native Hawaiian and Other Pacific Islander alone 16 years and over; P150I. SEX BY EMPLOYMENT STATUS FOR THE POPULATION 16 YEARS AND OVER (WHITE ALONE, NOT HISPANIC OR LATINO) [15] - Universe: White alone, not Hispanic or Latino population 16 years and over*

## HOUSEHOLD INCOME IN 1999

### Source data for Chart 6

	Hawaiian/Pacific	White, Not Hispanic
	Maui County, Hawaii	Maui County, Hawaii
Total:	3,973	18,596
Less than \$10,000	429	1,311
\$10,000 to \$14,999	247	887
\$15,000 to \$19,999	226	1,022
\$20,000 to \$24,999	231	1,138
\$25,000 to \$29,999	247	1,044
\$30,000 to \$34,999	258	1,109
\$35,000 to \$39,999	225	979
\$40,000 to \$44,999	180	866
\$45,000 to \$49,999	282	944
\$50,000 to \$59,999	394	1,649
\$60,000 to \$74,999	544	2,149
\$75,000 to \$99,999	387	2,073
\$100,000 to \$124,999	131	1,355
\$125,000 to \$149,999	69	563
\$150,000 to \$199,999	50	703
\$200,000 or more	73	804

*Source: Data Set: Census 2000 Summary File 3 (SF 3) - Sample Data -- P151E. HOUSEHOLD INCOME IN 1999 (NATIVE HAWAIIAN AND OTHER PACIFIC ISLANDER ALONE HOUSEHOLDER) [17] - Universe: Households with a householder who is Native Hawaiian and Other Pacific Islander alone; P151I. HOUSEHOLD INCOME IN 1999 (WHITE ALONE, NOT HISPANIC OR LATINO HOUSEHOLDER) [17] - Universe: Households with a householder who is White alone, not Hispanic or Latino*



## MEDIAN FAMILY INCOME IN 1999

### Source data for Chart 7

	Hawaiian/Pacific	White, Not Hispanic
	Maui County, Hawaii	Maui County, Hawaii
Median family income in 1999	\$ 46,047	\$ 57,955

Source: Data Set: Census 2000 Summary File 3 (SF 3) - Sample Data -- P155E. MEDIAN FAMILY INCOME IN 1999 (DOLLARS) (NATIVE HAWAIIAN AND OTHER PACIFIC ISLANDER ALONE HOUSEHOLDER) [1] - Universe: Families with a householder who is Native Hawaiian and Other Pacific Islander alone ; P155I. MEDIAN FAMILY INCOME IN 1999 (DOLLARS) (WHITE ALONE, NOT HISPANIC OR LATINO HOUSEHOLDER) [1] - Universe: Families with a householder who is White alone, not Hispanic or Latino

## PER CAPITA INCOME IN 1999

### Source data for Chart 8

	Hawaiian/Pacific	White, Not Hispanic
	Maui County, Hawaii	Maui County, Hawaii
Per capita income in 1999	\$ 14,547	\$ 31,657

Source: Data Set: Census 2000 Summary File 3 (SF 3) - Sample Data -- P157E. PER CAPITA INCOME IN 1999 (DOLLARS) (NATIVE HAWAIIAN AND OTHER PACIFIC ISLANDER ALONE) [1] - Universe: Native Hawaiian and Other Pacific Islander alone; P157I. PER CAPITA INCOME IN 1999 (DOLLARS) (WHITE ALONE, NOT HISPANIC OR LATINO) [1] - Universe: White alone, not Hispanic or Latino population

## POVERTY STATUS IN 1999 BY AGE

### Source data for Chart 9

	Hawaiian/Pacific	White, Not Hispanic
	Maui County, Hawaii	Maui County, Hawaii
Total:	13,611	40,422
Income in 1999 below poverty level:	2,499	4,161
Under 5 years	433	261
5 years	54	38
6 to 11 years	355	180
12 to 17 years	188	286
18 to 64 years	1,328	3,096
65 to 74 years	86	160
75 years and over	55	140
Income in 1999 at or above poverty level:	11,112	36,261
Under 5 years	810	1,289
5 years	219	302
6 to 11 years	1,204	1,738
12 to 17 years	1,406	2,156
18 to 64 years	6,751	26,426
65 to 74 years	463	2,564
75 years and over	259	1,786

Source: Data Set: Census 2000 Summary File 3 (SF 3) - Sample Data -- P159E. POVERTY STATUS IN 1999 BY AGE (NATIVE HAWAIIAN AND OTHER PACIFIC ISLANDER ALONE) [17] - Universe: Native Hawaiian and Other Pacific Islander alone for whom poverty status is determined;P159I. POVERTY STATUS IN 1999 BY AGE (WHITE ALONE, NOT HISPANIC OR LATINO) [17] - Universe: White alone, not Hispanic or Latino population for whom poverty status is determined.

## MEDIAN EARNINGS IN 1999

**Source data for Chart 10**

	Hawaiian/Pacific	White, Not Hispanic
	Maui County, Hawaii	Maui County, Hawaii
Median earnings in 1999 --		
Worked full-time, year-round in 1999 --		
Total	\$ 28,376	\$ 34,748
Male	\$ 30,738	\$ 36,956
Female	\$ 25,691	\$ 31,156
Other --		
Total	\$ 11,899	\$ 15,527
Male	\$ 15,143	\$ 17,601
Female	\$ 10,717	\$ 13,494

Source: Data Set: Census 2000 Summary File 3 (SF 3) - Sample Data -- PCT74E. MEDIAN EARNINGS IN 1999 (DOLLARS) BY WORK EXPERIENCE IN 1999 BY SEX FOR THE POPULATION 16 YEARS AND OVER WITH EARNINGS (NATIVE HAWAIIAN AND OTHER PACIFIC ISLANDER ALONE) [6] - Universe: Native Hawaiian and Other Pacific Islander alone 16 years and over with earnings in 1999; PCT74I. MEDIAN EARNINGS IN 1999 (DOLLARS) BY WORK EXPERIENCE IN 1999 BY SEX FOR THE POPULATION 16 YEARS AND OVER WITH EARNINGS (WHITE ALONE, NOT HISPANIC OR LATINO) [6] - Universe: White alone, not Hispanic or Latino population 16 years and over with earnings in 1999

## TENURE BY RACE OF HOUSEHOLDER

### Source data for Chart 11

	<b>Maui County, Hawaii</b>
Total:	43,507
Owner occupied:	25,018
Householder who is White alone	10,003
Householder who is Black or African American alone	58
Householder who is American Indian and Alaska Native alone	28
Householder who is Asian alone	9,190
<b>Householder who is Native Hawaiian and Other Pacific Islander alone</b>	1,973
Householder who is Some other race alone	132
Householder who is Two or more races	3,634
Renter occupied:	18,489
Householder who is White alone	9,243
Householder who is Black or African American alone	84
Householder who is American Indian and Alaska Native alone	125
Householder who is Asian alone	3,490
<b>Householder who is Native Hawaiian and Other Pacific Islander alone</b>	1,820
Householder who is Some other race alone	516
Householder who is Two or more races	3,211

### White alone, not Hispanic

### White, Not Hispanic

		<b>Maui County, Hawaii</b>
Total:		18,491
Owner occupied		9,709
Renter occupied		8,782

Source: Data Set: Census 2000 Summary File 3 (SF 3) - Sample Data -- H11. TENURE BY RACE OF HOUSEHOLDER [17] - Universe: Occupied housing units; H13. TENURE (WHITE ALONE, NOT HISPANIC OR LATINO HOUSEHOLDER) [3] - Universe: Occupied housing units with a householder who is White alone, not Hispanic or Latino.

## OCCUPANTS PER ROOM

### Source data for Chart 12

	Hawaiian/Pacific	White, Not Hispanic
	Maui County, Hawaii	Maui County, Hawaii
Total:	3,793	18,491
1.00 or less occupants per room	2,558	17,323
1.01 or more occupants per room	1,235	1,168

Source: Data Set: Census 2000 Summary File 3 (SF 3) - Sample Data -- HCT29E. OCCUPANTS PER ROOM (NATIVE HAWAIIAN AND OTHER PACIFIC ISLANDER ALONE HOUSEHOLDER) [3] - Universe: Occupied housing units with a householder who is Native Hawaiian and Other Pacific Islander alone; HCT29I. OCCUPANTS PER ROOM (WHITE ALONE, NOT HISPANIC OR LATINO HOUSEHOLDER) [3] - Universe: Occupied housing units with a householder who is White alone, not Hispanic or Latino

## TELEPHONE SERVICE AVAILABLE

### Source data for Chart 13

	Hawaiian/Pacific	White, Not Hispanic
	Maui County, Hawaii	Maui County, Hawaii
Total:	3,793	18,491
With telephone service available	3,540	18,158
No telephone service available	253	333

Source: Data Set: Census 2000 Summary File 3 (SF 3) - Sample Data -- HCT32E. TELEPHONE SERVICE AVAILABLE (NATIVE HAWAIIAN AND OTHER PACIFIC ISLANDER ALONE HOUSEHOLDER) [3] - Universe: Occupied housing units with a householder who is Native Hawaiian and Other Pacific Islander alone; HCT32I. TELEPHONE SERVICE AVAILABLE (WHITE ALONE, NOT HISPANIC OR LATINO HOUSEHOLDER) [3] - Universe: Occupied housing units with a householder who is White alone, not Hispanic or Latino

## VEHICLES AVAILABLE

### Source data for Chart 14

	Hawaiian/Pacific	White, Not Hispanic
	Maui County, Hawaii	Maui County, Hawaii
Total:	3,793	18,491
No vehicle available	316	1,057
1 or more vehicles available	3,477	17,434

Source: Data Set: Census 2000 Summary File 3 (SF 3) - Sample Data -- HCT33E. VEHICLES AVAILABLE (NATIVE HAWAIIAN AND OTHER PACIFIC ISLANDER ALONE HOUSEHOLDER) [3] - Universe: Occupied housing units with a householder who is Native Hawaiian and Other Pacific Islander alone;; HCT33I. VEHICLES AVAILABLE (WHITE ALONE, NOT HISPANIC OR LATINO HOUSEHOLDER) [3] - Universe: Occupied housing units with a householder who is White alone, not Hispanic or Latino

## PLUMBING FACILITIES

### Source data for Chart 15

	Hawaiian/Pacific	White, Not Hispanic
	Maui County, Hawaii	Maui County, Hawaii
Total:	3,793	18,491
Complete plumbing facilities	3,732	18,294
Lacking complete plumbing facilities	61	197

Source: Data Set: Census 2000 Summary File 3 (SF 3) - Sample Data -- HCT34E. PLUMBING FACILITIES (NATIVE HAWAIIAN AND OTHER PACIFIC ISLANDER ALONE HOUSEHOLDER) [3] - Universe: Occupied housing units with a householder who is Native Hawaiian and Other Pacific Islander alone; HCT34I. PLUMBING FACILITIES (WHITE ALONE, NOT HISPANIC OR LATINO HOUSEHOLDER) [3] - Universe: Occupied housing units with a householder who is White alone, not Hispanic or Latino.

## GROSS RENT AS A PERCENTAGE OF HOUSEHOLD INCOME IN 1999

### Source data for Chart 16

	Hawaiian/Pacific	White, Not Hispanic
	Maui County, Hawaii	Maui County, Hawaii
Total:	1,782	8,706
Less than 10 percent	156	518
10 to 14 percent	195	805
15 to 19 percent	248	1,215
20 to 24 percent	178	1,090
25 to 29 percent	170	966
30 to 34 percent	114	623
35 to 39 percent	91	493
40 to 49 percent	95	707
50 percent or more	366	1,644
Not computed	169	645

Source: Data Set: Census 2000 Summary File 3 (SF 3) - Sample Data -- HCT39E. GROSS RENT AS A PERCENTAGE OF HOUSEHOLD INCOME IN 1999 (NATIVE HAWAIIAN AND OTHER PACIFIC ISLANDER ALONE HOUSEHOLDER) [11] - Universe: Specified renter-occupied housing units with a householder who is Native Hawaiian and Other Pacific Islander alone; HCT39I. GROSS RENT AS A PERCENTAGE OF HOUSEHOLD INCOME IN 1999 (WHITE ALONE, NOT HISPANIC OR LATINO HOUSEHOLDER) [11] - Universe: Specified renter-occupied housing units with a householder who is White alone, not Hispanic or Latino.

## MEDIAN GROSS RENT

### Source data for Chart 17

	Hawaiian/Pacific	White, Not Hispanic
	Maui County, Hawaii	Maui County, Hawaii
Median gross rent	\$ 706	\$ 867

Source: Data Set: Census 2000 Summary File 3 (SF 3) - Sample Data -- HCT37E. MEDIAN GROSS RENT (DOLLARS) (NATIVE HAWAIIAN AND OTHER PACIFIC ISLANDER ALONE HOUSEHOLDER) [1] - Universe: Specified renter-occupied housing units paying cash rent with a householder who is Native Hawaiian and Other Pacific Islander alone; HCT37I. MEDIAN GROSS RENT (DOLLARS) (WHITE ALONE, NOT HISPANIC OR LATINO HOUSEHOLDER) [1] - Universe: Specified renter-occupied housing units paying cash rent with a householder who is White alone, not Hispanic or Latino

## MEDIAN HOME VALUE

### Source data for Chart 18

	Hawaiian/Pacific	White, Not Hispanic
	Maui County, Hawaii	Maui County, Hawaii
Median value	\$ 185,200	\$ 310,900

Source: Data Set: Census 2000 Summary File 3 (SF 3) - Sample Data -- HCT42E. MEDIAN VALUE (DOLLARS) (NATIVE HAWAIIAN AND OTHER PACIFIC ISLANDER ALONE HOUSEHOLDER) [1] - Universe: Specified owner-occupied housing units with a householder who is Native Hawaiian and Other Pacific Islander alone; HCT42I. MEDIAN VALUE (DOLLARS) (WHITE ALONE, NOT HISPANIC OR LATINO HOUSEHOLDER) [1] - Universe: Specified owner-occupied housing units with a householder who is White alone, not Hispanic or Latino