

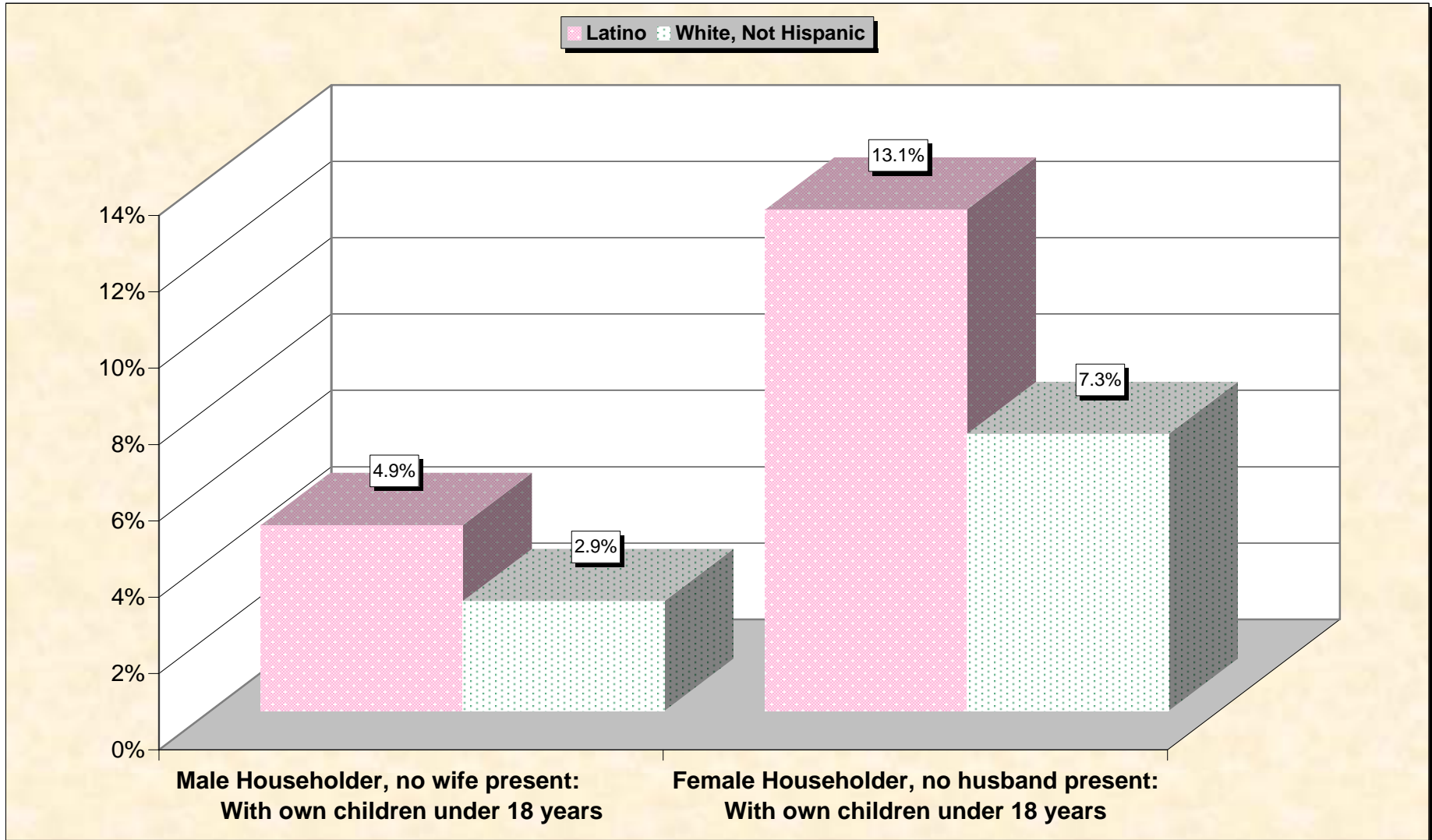
Selected Socio-Economic Data

Weld County, Colorado

Latino and White, Not Hispanic

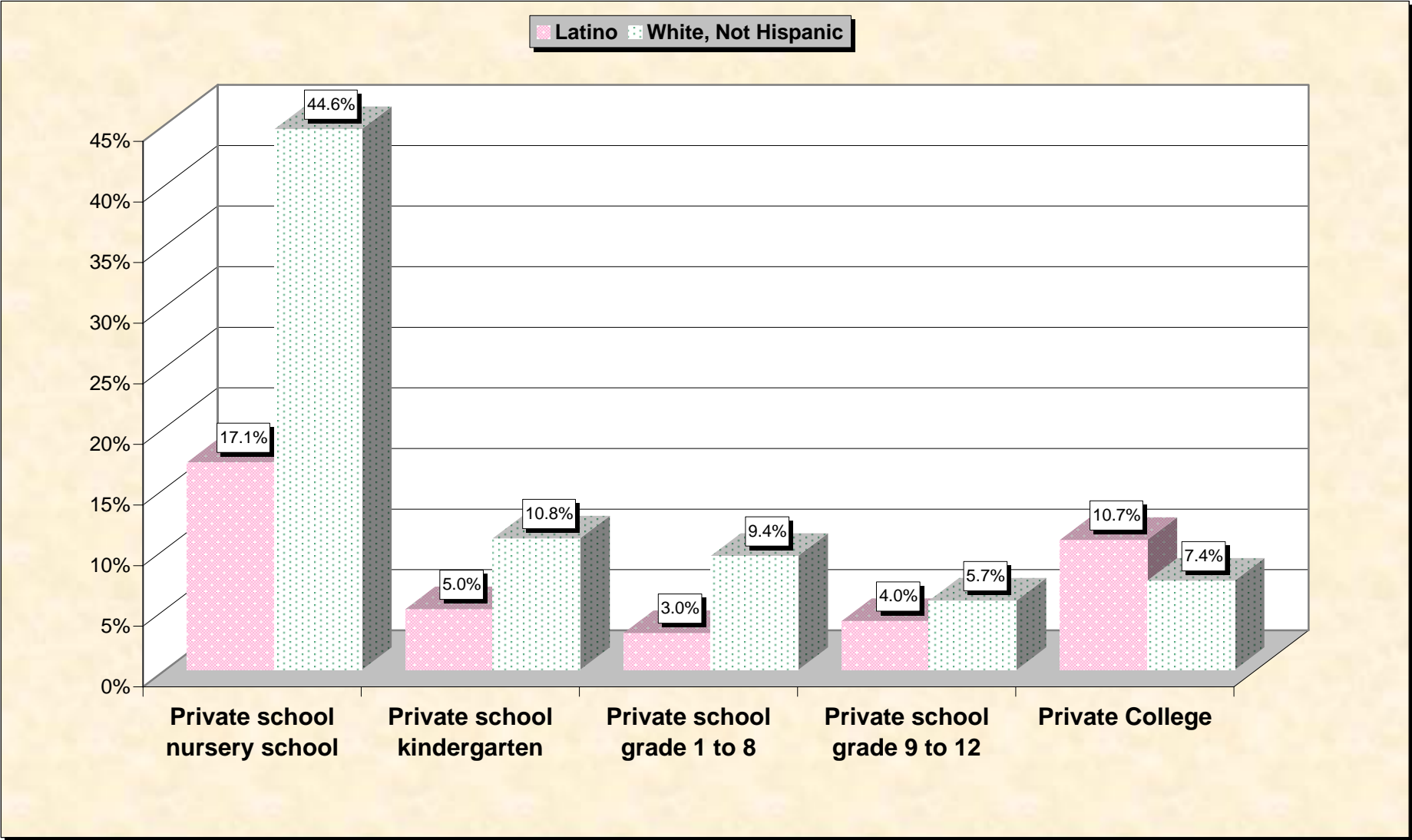
Data Set: Census 2000 Summary File 3 (SF 3) - Sample Data

Chart 1 -- Single-Parent Family Households (Householder 15 to 64 years) Weld County, Colorado



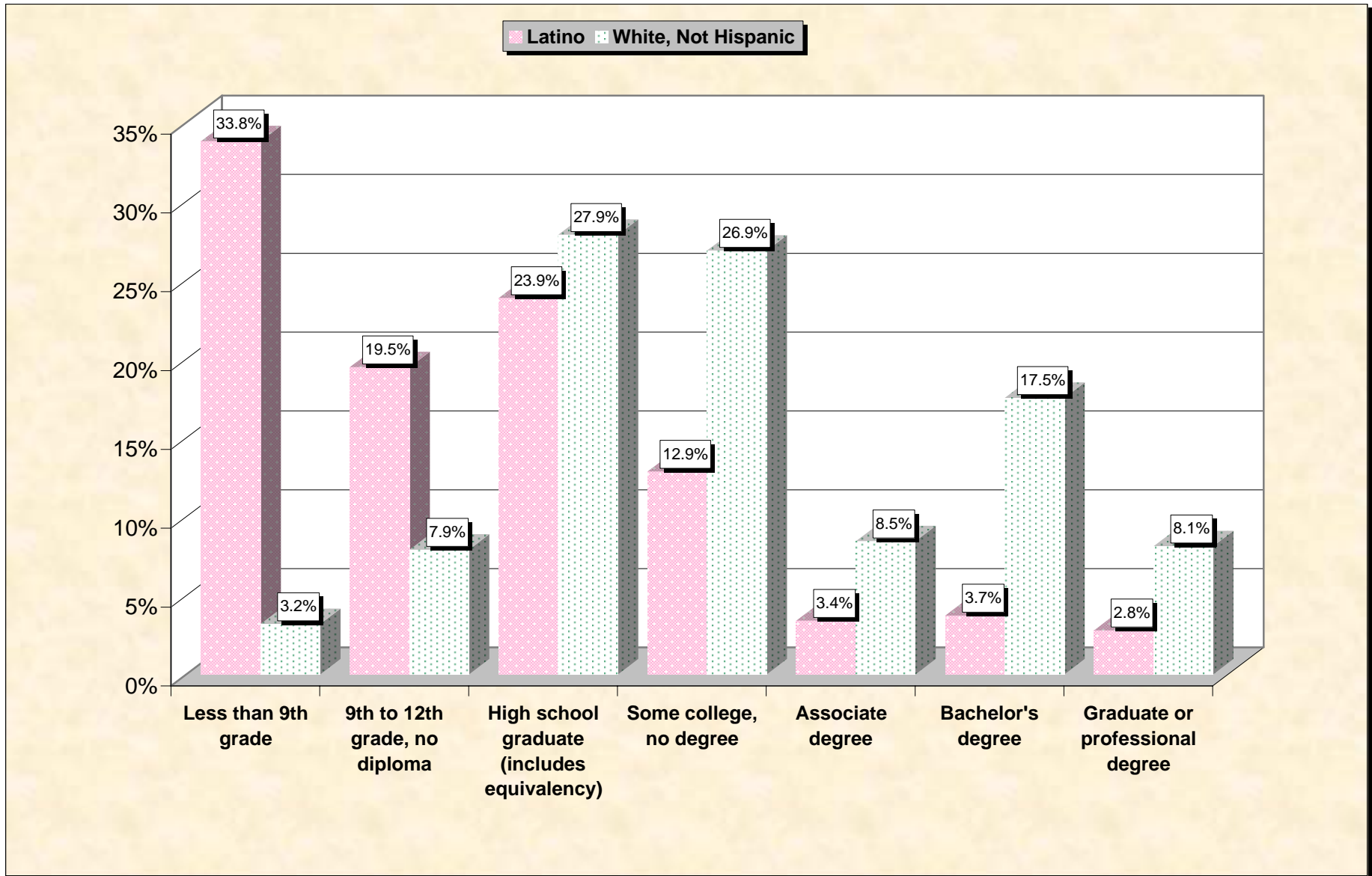
Source: Data Set: Census 2000 Summary File 3 (SF 3) - Sample Data - P146H. HOUSEHOLDS BY AGE OF HOUSEHOLDER BY HOUSEHOLD TYPE (INCLUDING LIVING ALONE) BY PRESENCE OF OWN CHILDREN UNDER 18 YEARS (HISPANIC OR LATINO HOUSEHOLDER) [31] - Universe: Households with a householder who is Hispanic or Latino; P146I. HOUSEHOLDS BY AGE OF HOUSEHOLDER BY HOUSEHOLD TYPE (INCLUDING LIVING ALONE) BY PRESENCE OF OWN CHILDREN UNDER 18 YEARS (WHITE ALONE, NOT HISPANIC OR LATINO HOUSEHOLDER) [31] - Universe: Households with a householder who is White alone, not Hispanic or Latino.

Chart 2 -- Private School Enrollment (3 years and over) Weld County, Colorado



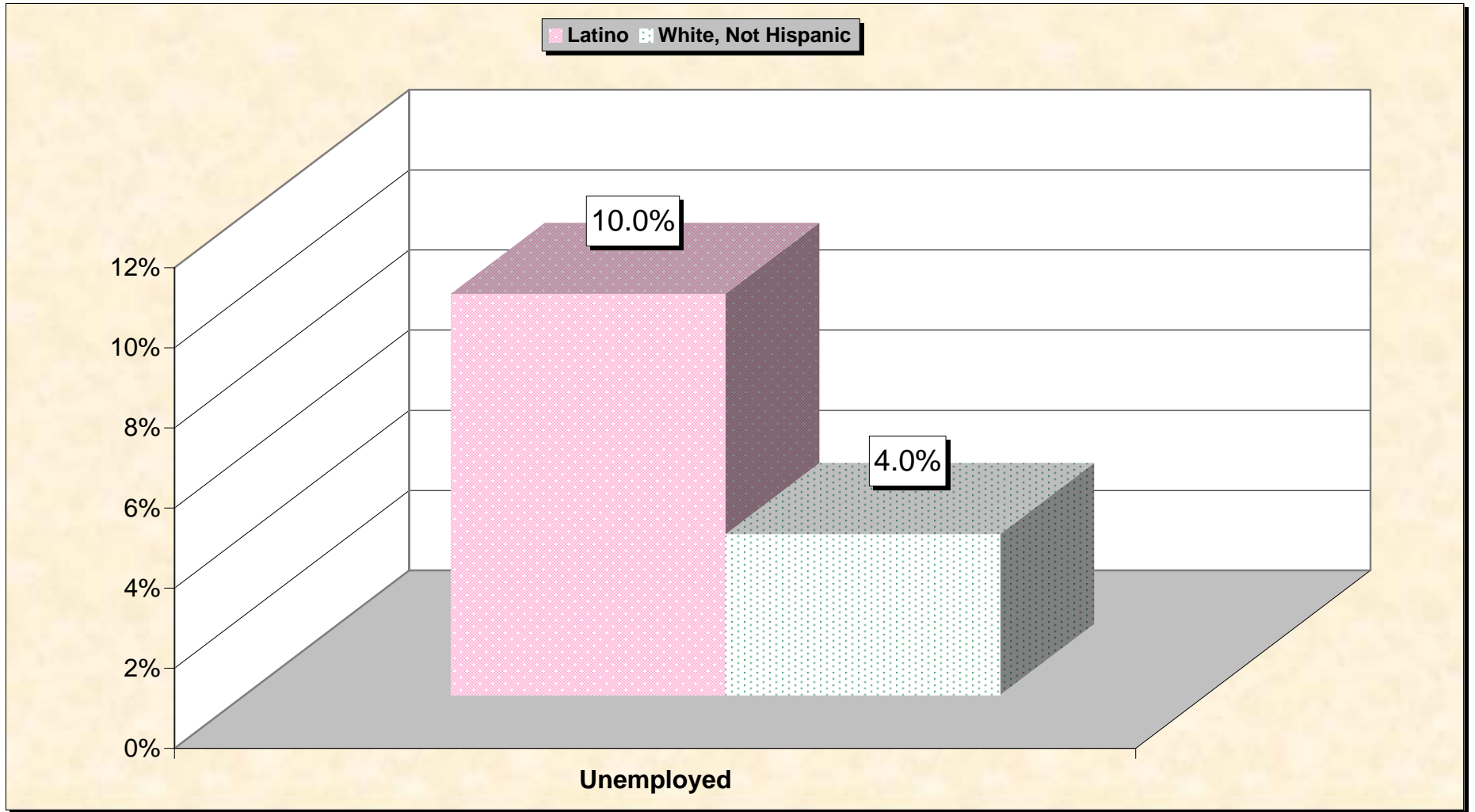
Source: Data Set: Census 2000 Summary File 3 (SF 3) - Sample Data -- P147H. SCHOOL ENROLLMENT BY LEVEL OF SCHOOL BY TYPE OF SCHOOL FOR THE POPULATION 3 YEARS AND OVER (HISPANIC OR LATINO) [17] - Universe: Hispanic or Latino population 3 years and over; P147I. SCHOOL ENROLLMENT BY LEVEL OF SCHOOL BY TYPE OF SCHOOL FOR THE POPULATION 3 YEARS AND OVER (WHITE ALONE, NOT HISPANIC OR LATINO) [17] - Universe: White alone, not Hispanic or Latino population 3 years and over.

Chart 3 -- Educational Attainment (25 years and over) Weld County, Colorado



Source: Data Set: Census 2000 Summary File 3 (SF 3) - Sample Data -- P148H. SEX BY EDUCATIONAL ATTAINMENT FOR THE POPULATION 25 YEARS AND OVER (HISPANIC OR LATINO) [17] - Universe: Hispanic or Latino population 25 years and over; P148I. SEX BY EDUCATIONAL ATTAINMENT FOR THE POPULATION 25 YEARS AND OVER (WHITE ALONE, NOT HISPANIC OR LATINO) [17] - Universe: White alone, not Hispanic or Latino population 25 years and over.

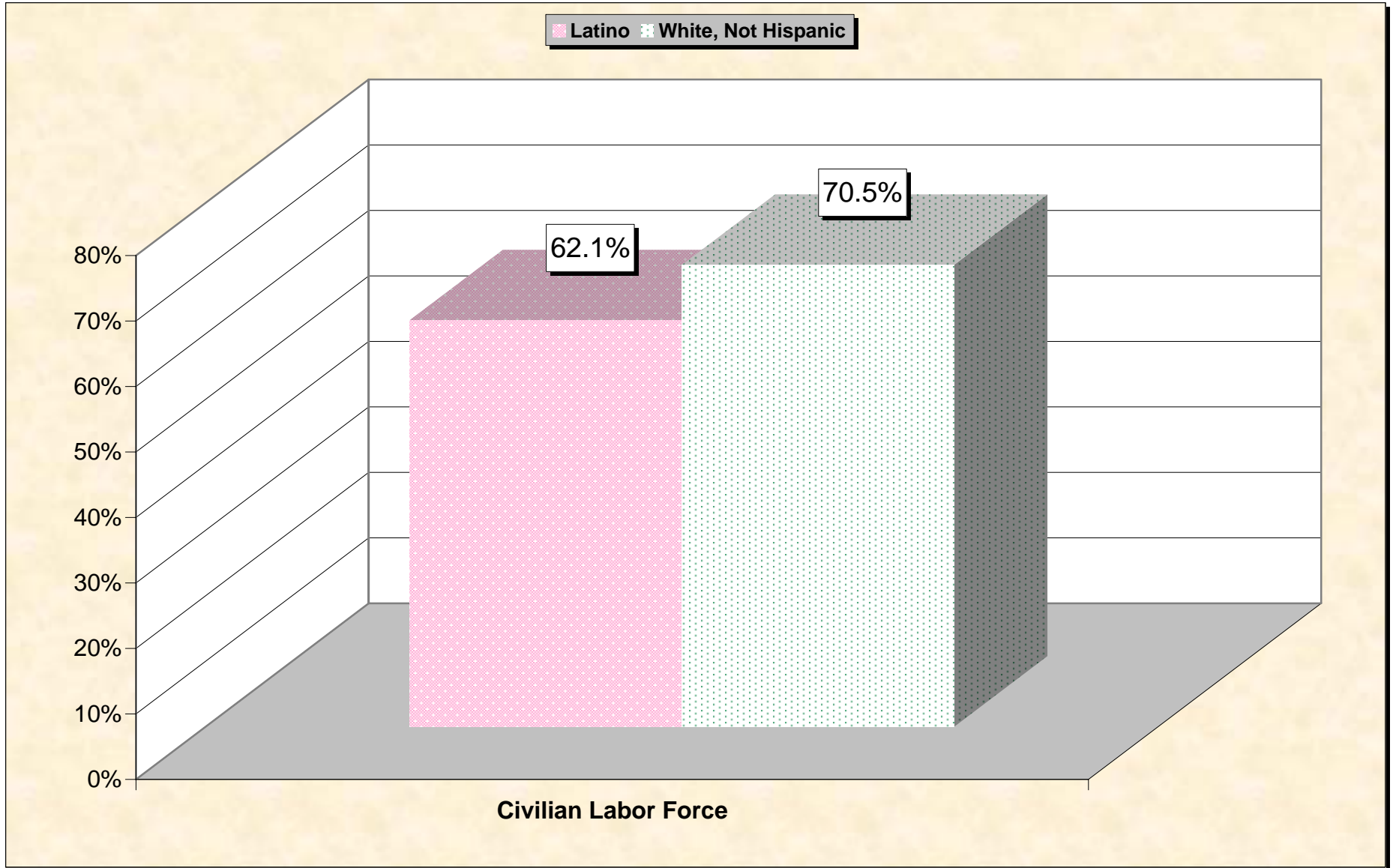
Chart 4 -- Unemployment Rate (Civilian Labor Force) Weld County, Colorado



Note: Unemployment rate is defined as a percentage of the civilian labor force.

Source: Data Set: Census 2000 Summary File 3 (SF 3) - Sample Data -- P150H. SEX BY EMPLOYMENT STATUS FOR THE POPULATION 16 YEARS AND OVER (HISPANIC OR LATINO) [15] - Universe: Hispanic or Latino population 16 years and over; P150I. SEX BY EMPLOYMENT STATUS FOR THE POPULATION 16 YEARS AND OVER (WHITE ALONE, NOT HISPANIC OR LATINO) [15] - Universe: White alone, not Hispanic or Latino population 16 years and over

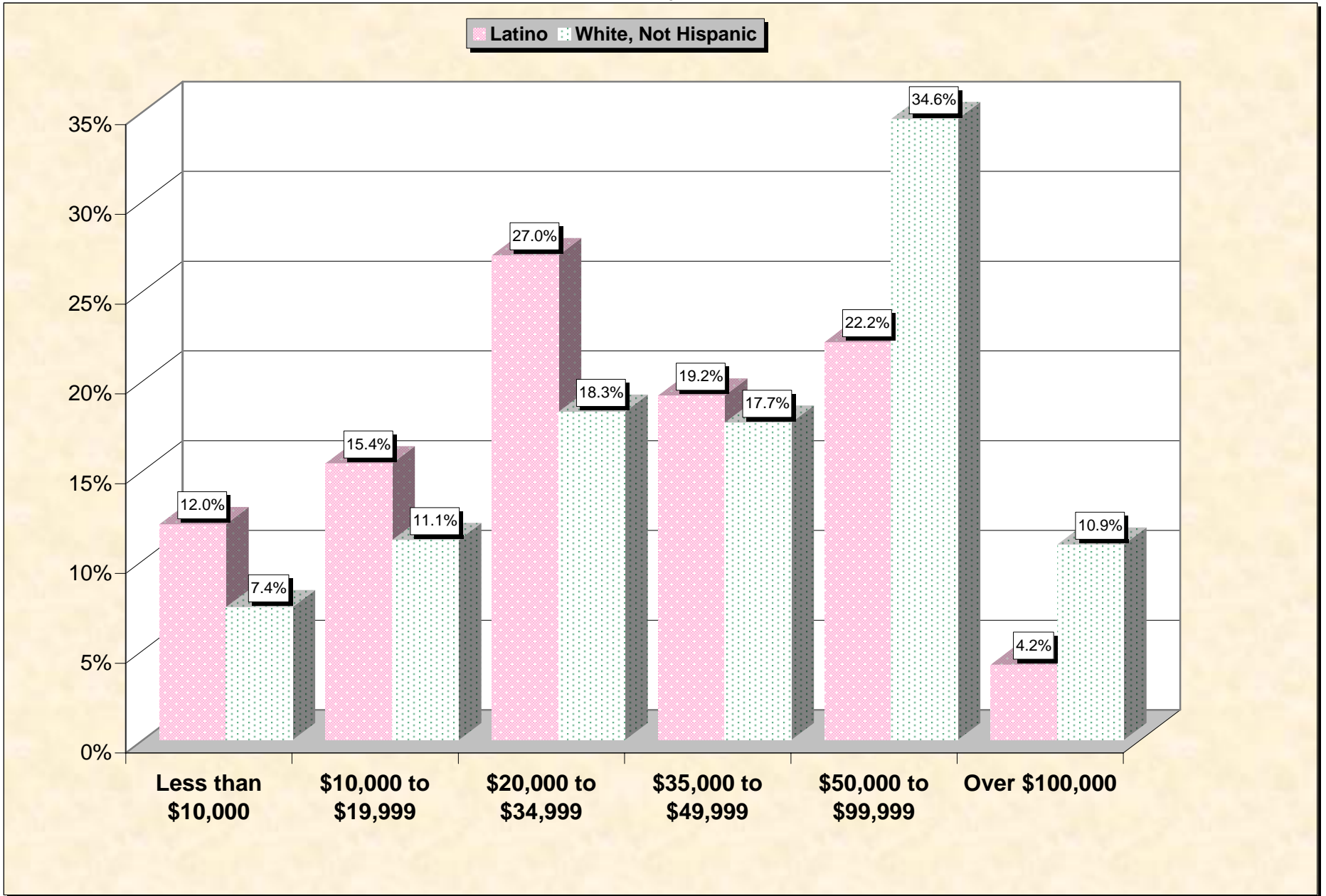
Chart 5 -- Labor Force Participation (Civilian Labor Force) Weld County, Colorado



Note: Labor force participation rate is defined as a percentage of the civilian population over 16.

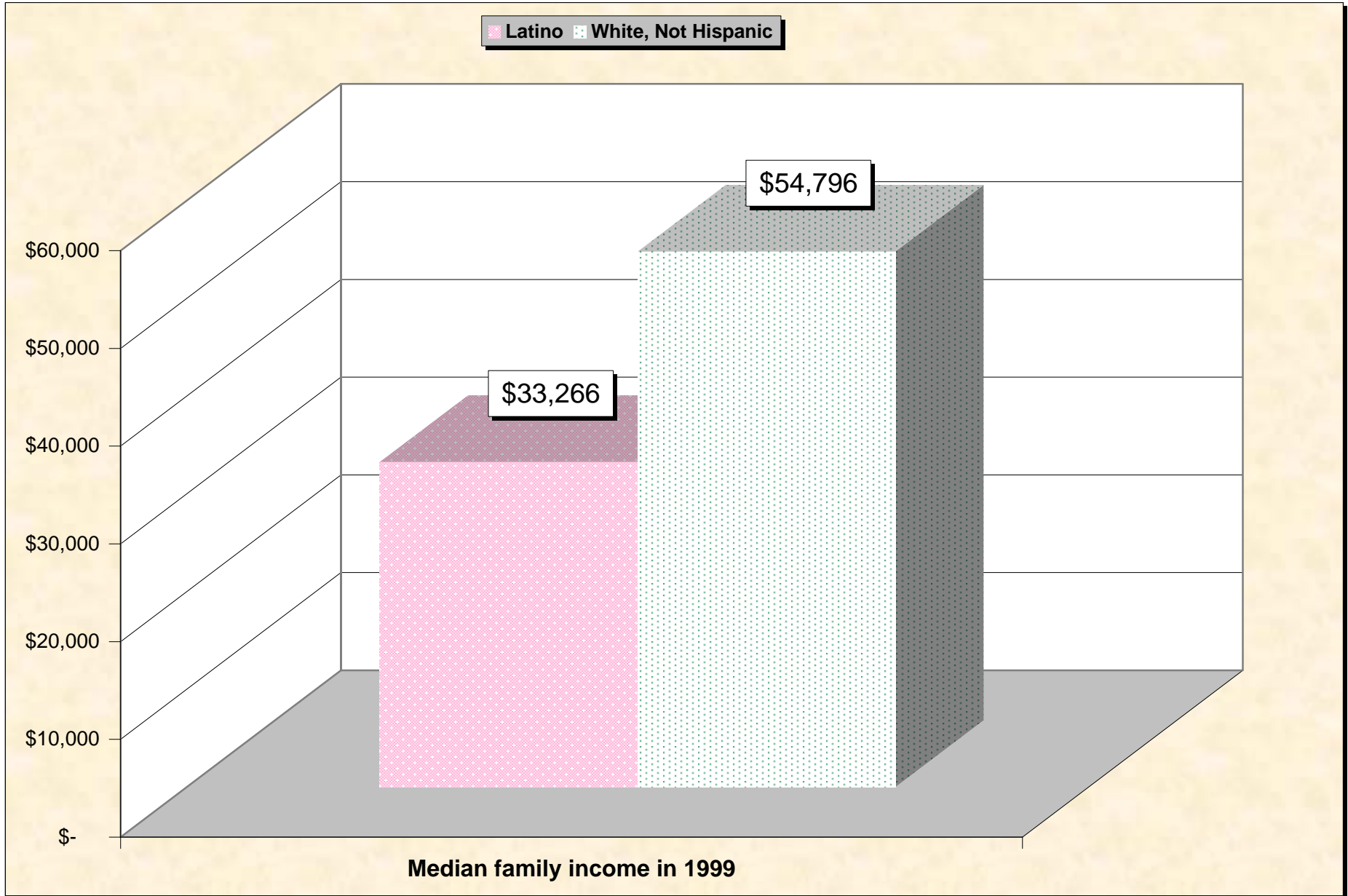
Source: Data Set: Census 2000 Summary File 3 (SF 3) - Sample Data -- P150H. SEX BY EMPLOYMENT STATUS FOR THE POPULATION 16 YEARS AND OVER (HISPANIC OR LATINO) [15] - Universe: Hispanic or Latino population 16 years and over; P150I. SEX BY EMPLOYMENT STATUS FOR THE POPULATION 16 YEARS AND OVER (WHITE ALONE, NOT HISPANIC OR LATINO) [15] - Universe: White alone, not Hispanic or Latino population 16 years and over

Chart 6 -- Household Income in 1999 Weld County, Colorado



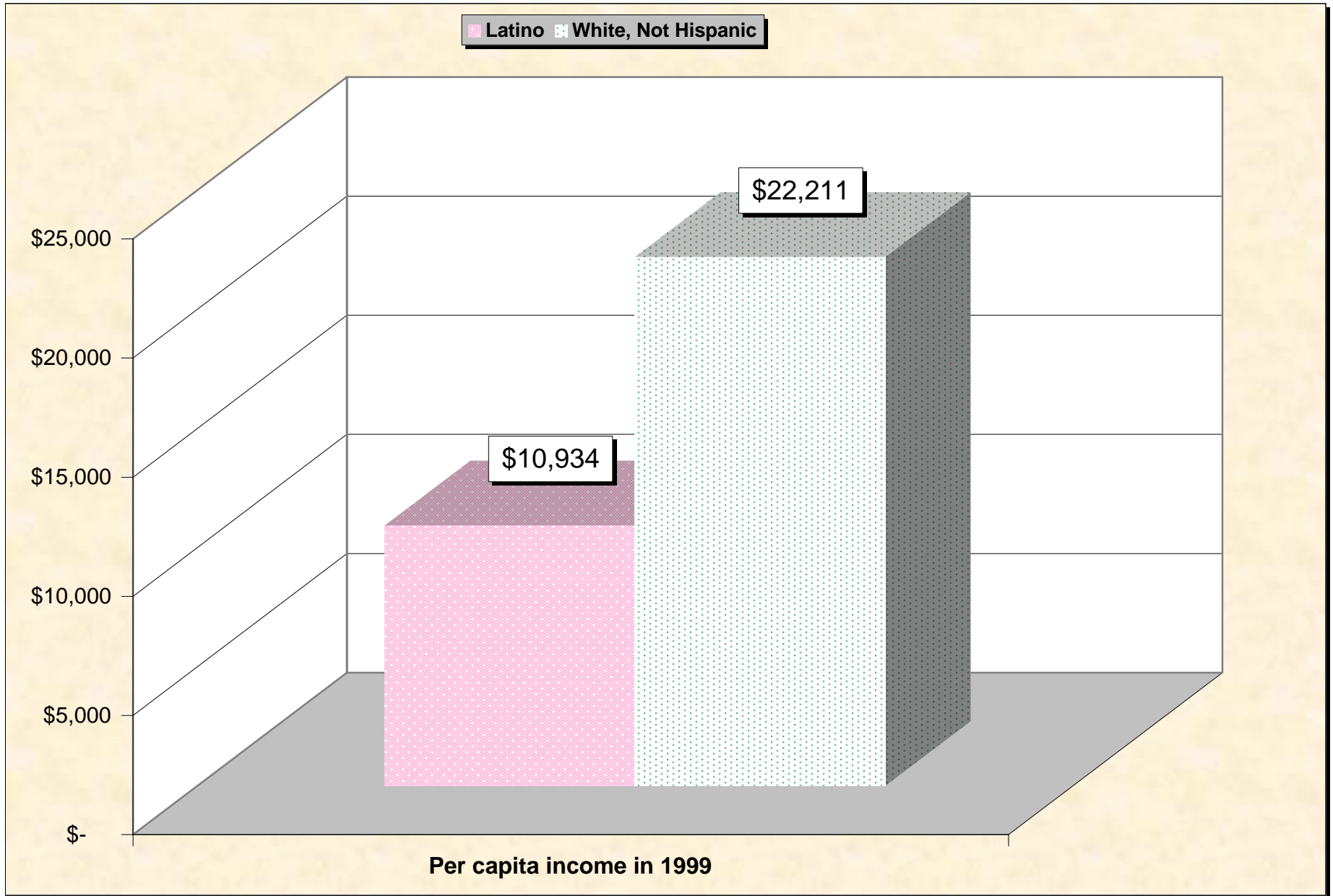
Source: Data Set: Census 2000 Summary File 3 (SF 3) - Sample Data -- P151H. HOUSEHOLD INCOME IN 1999 (HISPANIC OR LATINO HOUSEHOLDER) [17] - Universe: Households with a householder who is Hispanic or Latino; P151I. HOUSEHOLD INCOME IN 1999 (WHITE ALONE, NOT HISPANIC OR LATINO HOUSEHOLDER) [17] - Universe: Households with a householder who is White alone, not Hispanic or Latino

Chart 7 -- Median Family Income In 1999 Weld County, Colorado



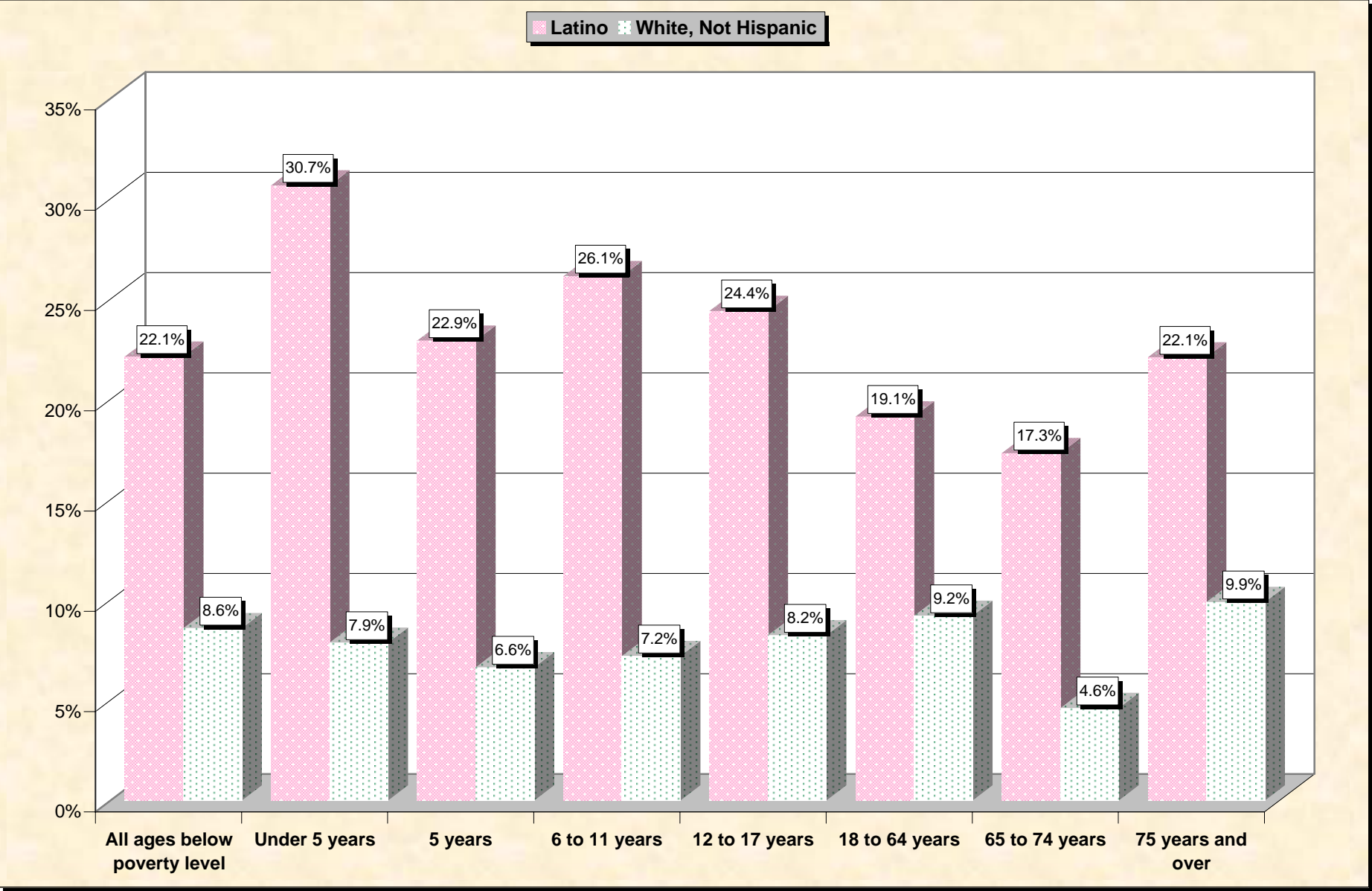
Source: Data Set: Census 2000 Summary File 3 (SF 3) - Sample Data -- P155H. MEDIAN FAMILY INCOME IN 1999 (DOLLARS) (HISPANIC OR LATINO HOUSEHOLDER) [1] - Universe: Families with a householder who is Hispanic or Latino ; P155I. MEDIAN FAMILY INCOME IN 1999 (DOLLARS) (WHITE ALONE, NOT HISPANIC OR LATINO HOUSEHOLDER) [1] - Universe: Families with a householder who is White alone, not Hispanic or Latino

Chart 8 -- Per Capita Income In 1999 Weld County, Colorado



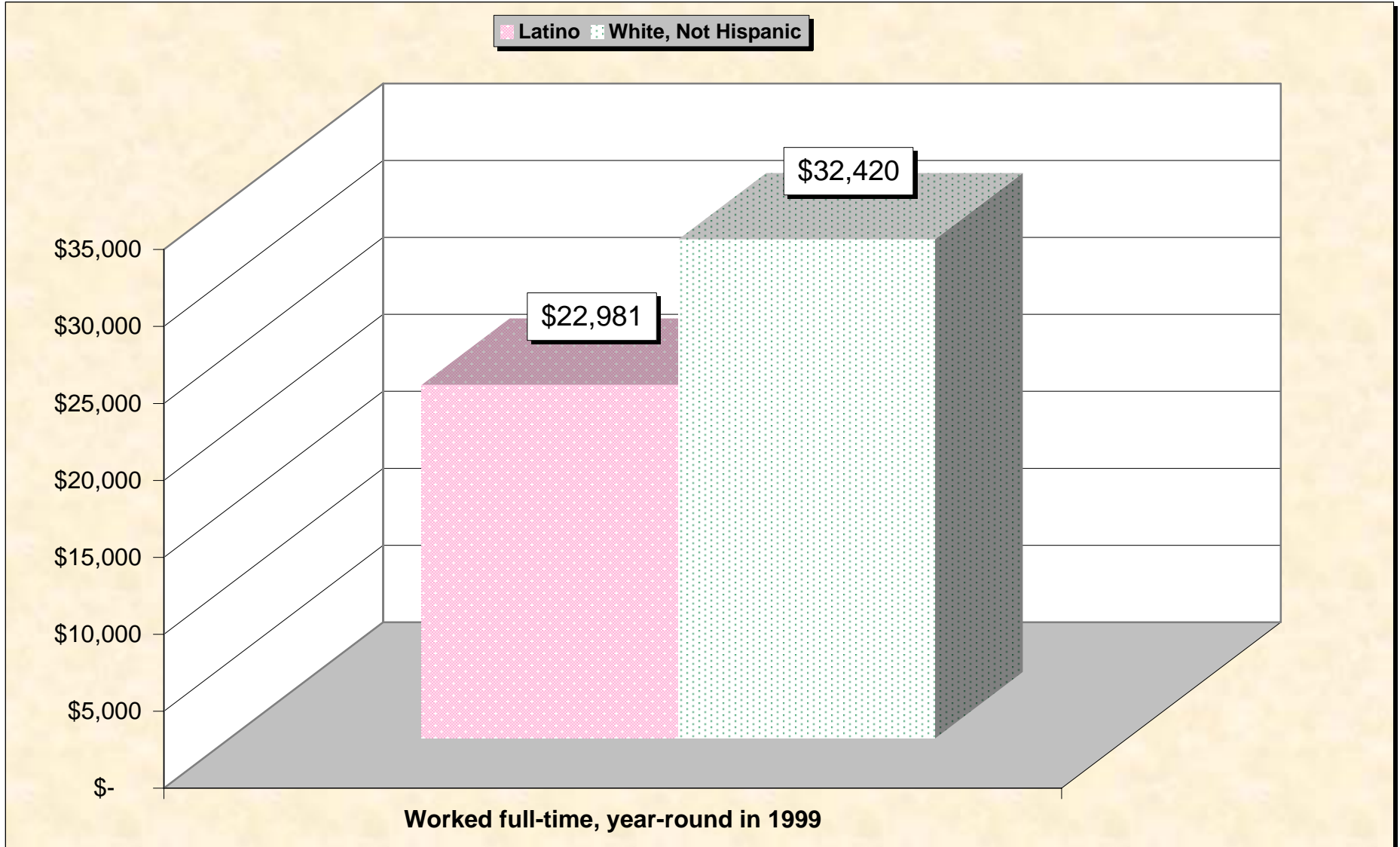
Source: Data Set: Census 2000 Summary File 3 (SF 3) - Sample Data -- P157H. PER CAPITA INCOME IN 1999 (DOLLARS) (HISPANIC OR LATINO) [1] - Universe: Hispanic or Latino population; P157I. PER CAPITA INCOME IN 1999 (DOLLARS) (WHITE ALONE, NOT HISPANIC OR LATINO) [1] - Universe: White alone, not Hispanic or Latino population

Chart 9 -- Income in 1999 Below Poverty Level by Age Weld County, Colorado



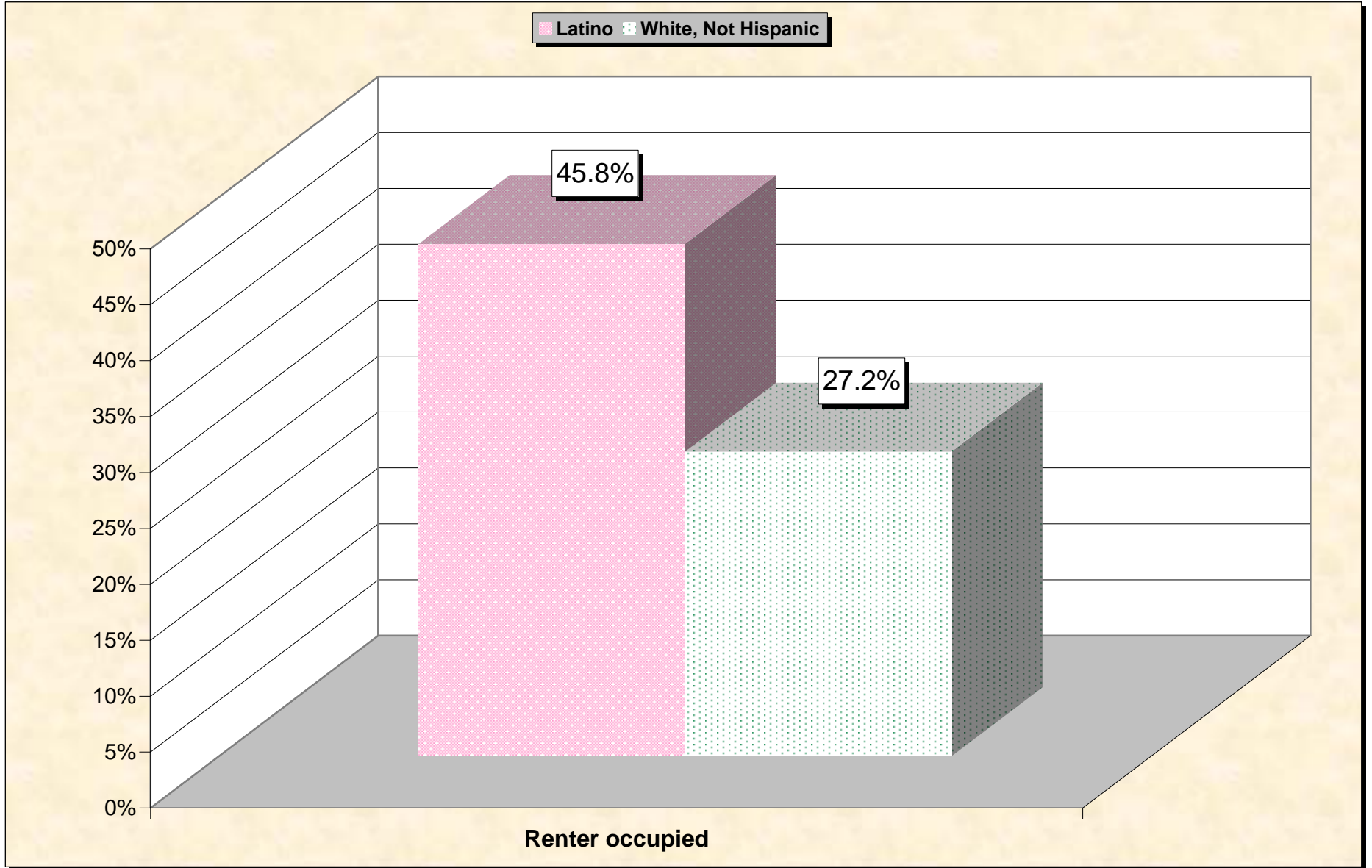
Source: Data Set: Census 2000 Summary File 3 (SF 3) - Sample Data -- P159H. POVERTY STATUS IN 1999 BY AGE (HISPANIC OR LATINO) [17] - Universe: Hispanic or Latino population for whom poverty status is determined; P159I. POVERTY STATUS IN 1999 BY AGE (WHITE ALONE, NOT HISPANIC OR LATINO) [17] - Universe: White alone, not Hispanic or Latino population for whom poverty status is determined.

Chart 10 -- Median Earnings in 1999 Weld County, Colorado



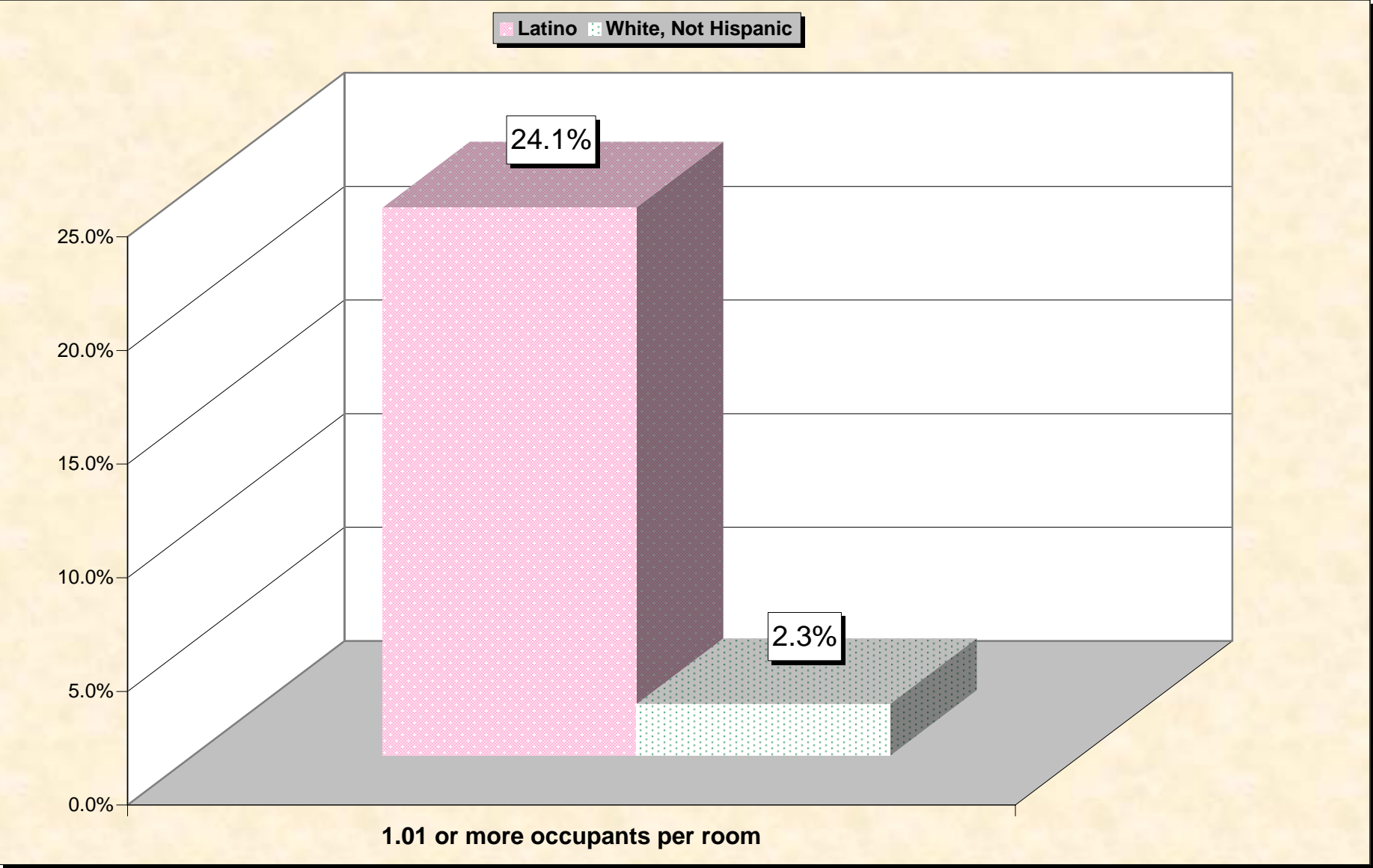
Source: Data Set: Census 2000 Summary File 3 (SF 3) - Sample Data -- PCT74H. MEDIAN EARNINGS IN 1999 (DOLLARS) BY WORK EXPERIENCE IN 1999 BY SEX FOR THE POPULATION 16 YEARS AND OVER WITH EARNINGS (HISPANIC OR LATINO) [6] - Universe: Hispanic or Latino population 16 years and over with earnings in 1999; PCT74I. MEDIAN EARNINGS IN 1999 (DOLLARS) BY WORK EXPERIENCE IN 1999 BY SEX FOR THE POPULATION 16 YEARS AND OVER WITH EARNINGS (WHITE ALONE, NOT HISPANIC OR LATINO) [6] - Universe: White alone, not Hispanic or Latino population 16 years and over with earnings in 1999

Chart 11 -- Renter-Occupied Housing Weld County, Colorado



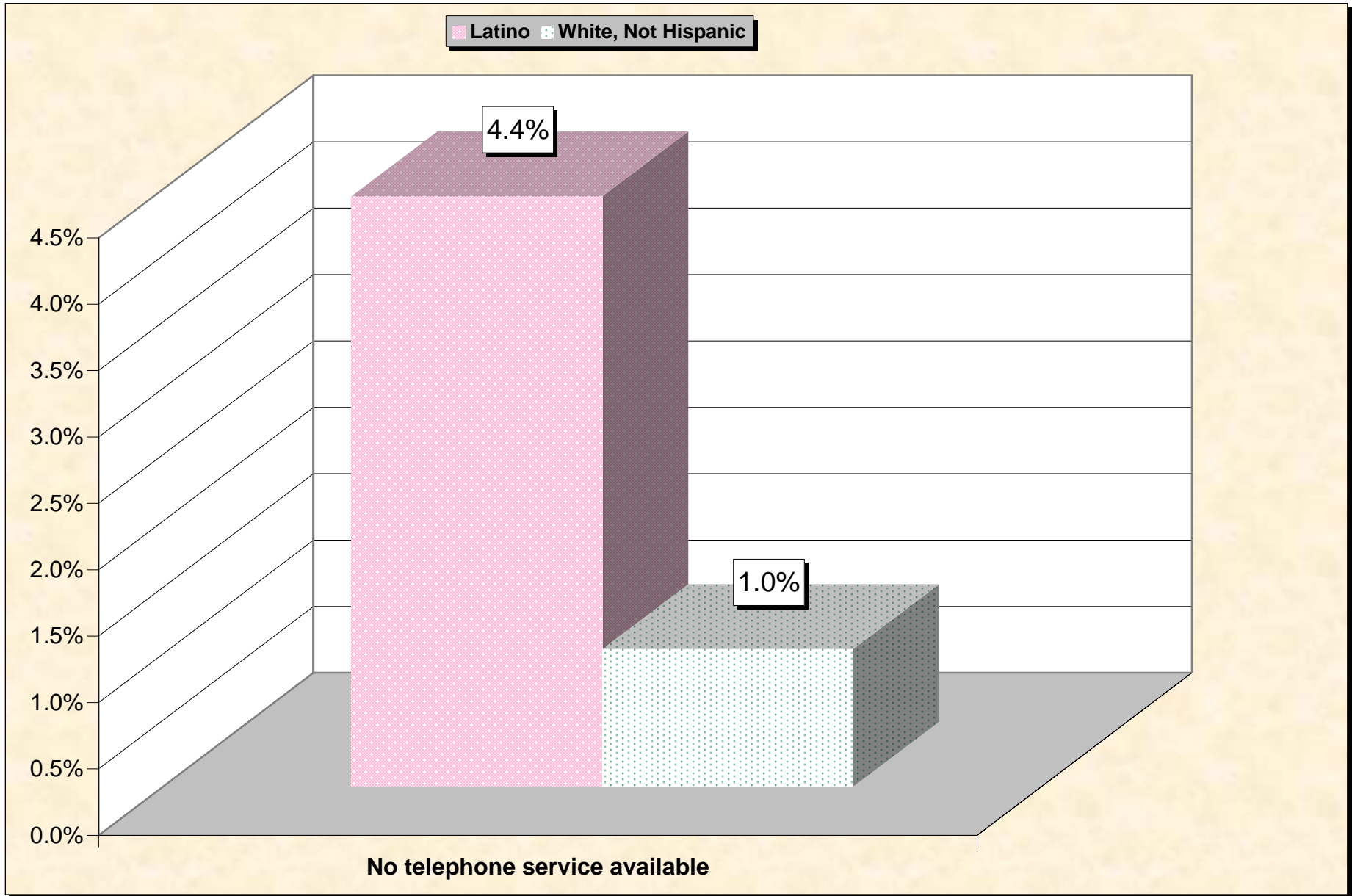
Source: Data Set: Census 2000 Summary File 3 (SF 3) - Sample Data -- H12. TENURE (HISPANIC OR LATINO HOUSEHOLDER) [3] - Universe: Occupied housing units with a householder who is Hispanic or Latino; H13. TENURE (WHITE ALONE, NOT HISPANIC OR LATINO HOUSEHOLDER) [3] - Universe: Occupied housing units with a householder who is White alone, not Hispanic or Latino.

Chart 12 -- Occupants Per Room (Crowding) by Household Weld County, Colorado



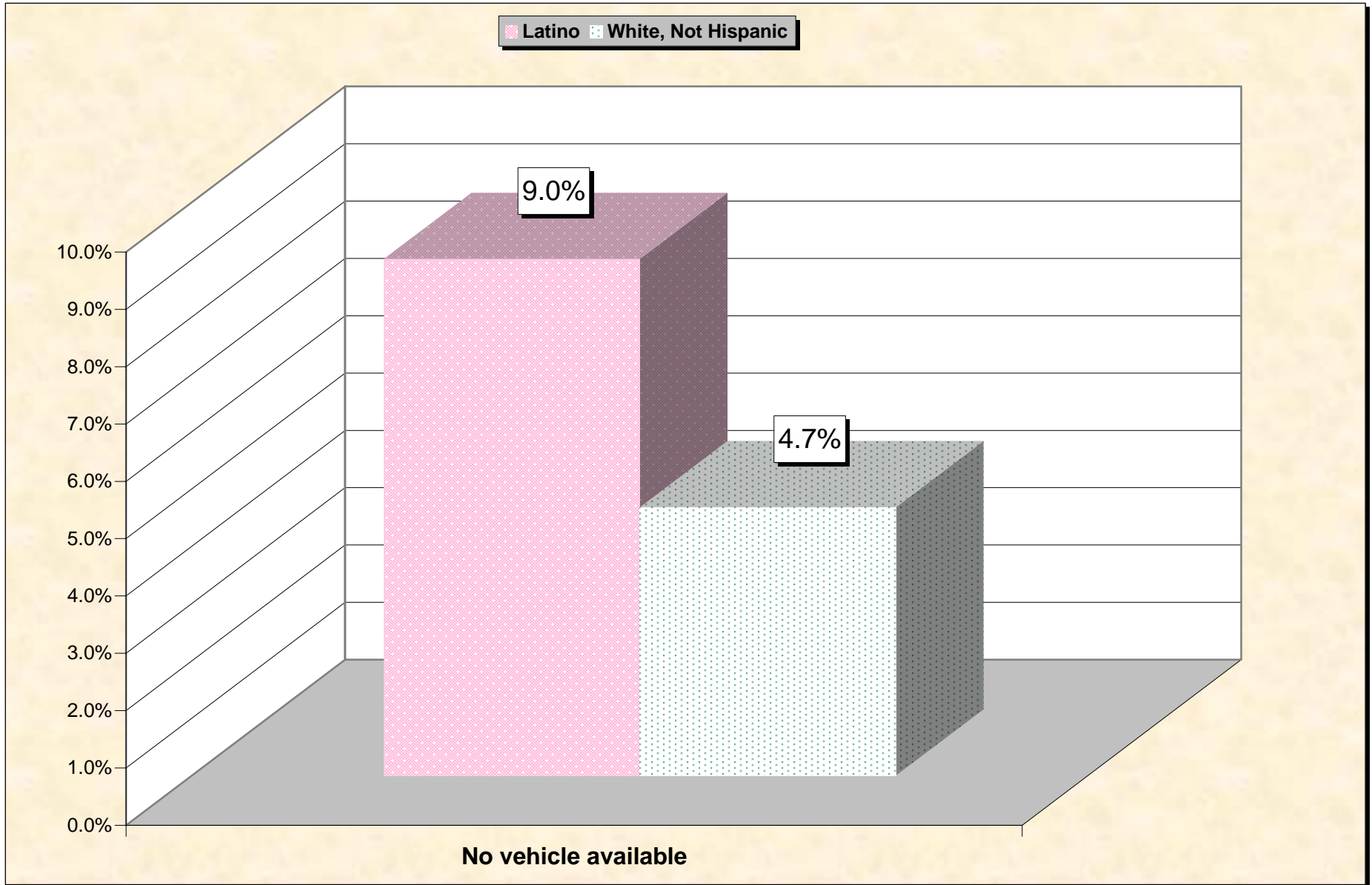
Source: Data Set: Census 2000 Summary File 3 (SF 3) - Sample Data -- HCT29H. OCCUPANTS PER ROOM (HISPANIC OR LATINO HOUSEHOLDER) [3] - Universe: Occupied housing units with a householder who is Hispanic or Latino; HCT29I. OCCUPANTS PER ROOM (WHITE ALONE, NOT HISPANIC OR LATINO HOUSEHOLDER) [3] - Universe: Occupied housing units with a householder who is White alone, not Hispanic or Latino

Chart 13 -- Lack of Telephone Service by Household Weld County, Colorado



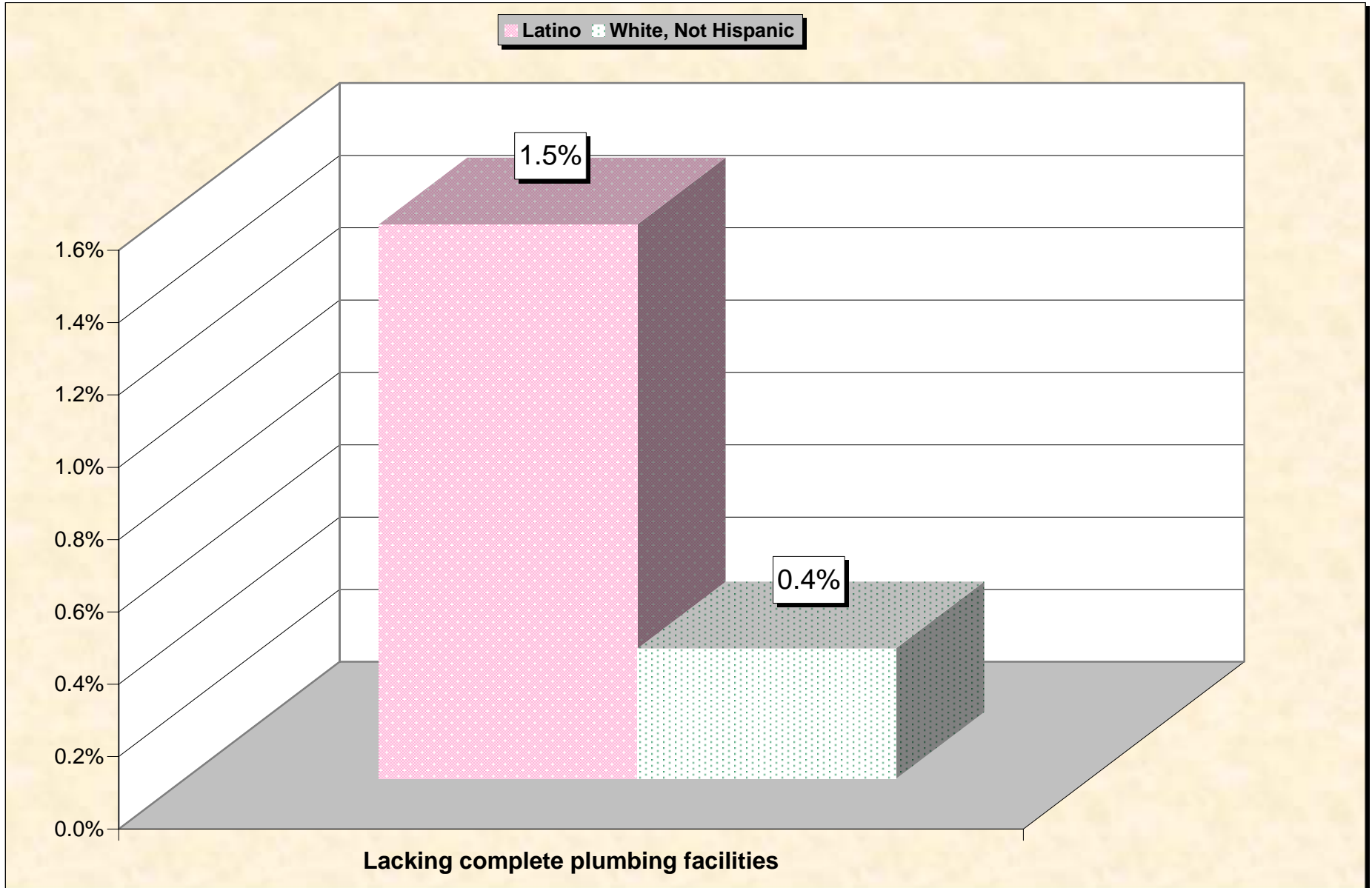
Source: Data Set: Census 2000 Summary File 3 (SF 3) - Sample Data -- HCT32H. TELEPHONE SERVICE AVAILABLE (HISPANIC OR LATINO HOUSEHOLDER) [3] - Universe: Occupied housing units with a householder who is Hispanic or Latino; HCT32I. TELEPHONE SERVICE AVAILABLE (WHITE ALONE, NOT HISPANIC OR LATINO HOUSEHOLDER) [3] - Universe: Occupied housing units with a householder who is White alone, not Hispanic or Latino

Chart 14 -- Lack of Vehicle By Household Weld County, Colorado



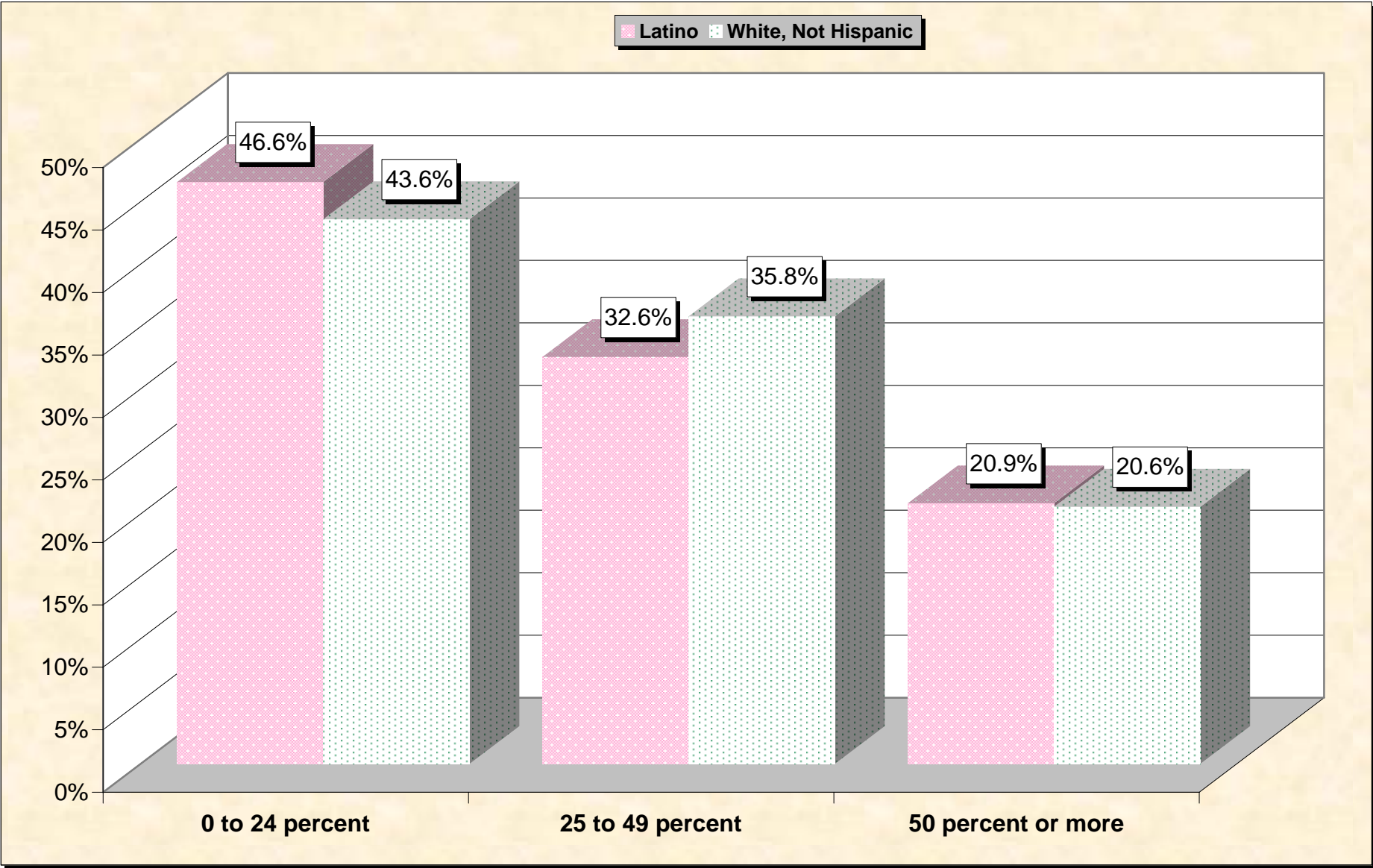
Source: Data Set: Census 2000 Summary File 3 (SF 3) - Sample Data -- HCT33H. VEHICLES AVAILABLE (HISPANIC OR LATINO HOUSEHOLDER) [3] - Universe: Occupied housing units with a householder who is Hispanic or Latino;; HCT33I. VEHICLES AVAILABLE (WHITE ALONE, NOT HISPANIC OR LATINO HOUSEHOLDER) [3] - Universe: Occupied housing units with a householder who is White alone, not Hispanic or Latino

Chart 15 -- Lack of Plumbing By Household Weld County, Colorado



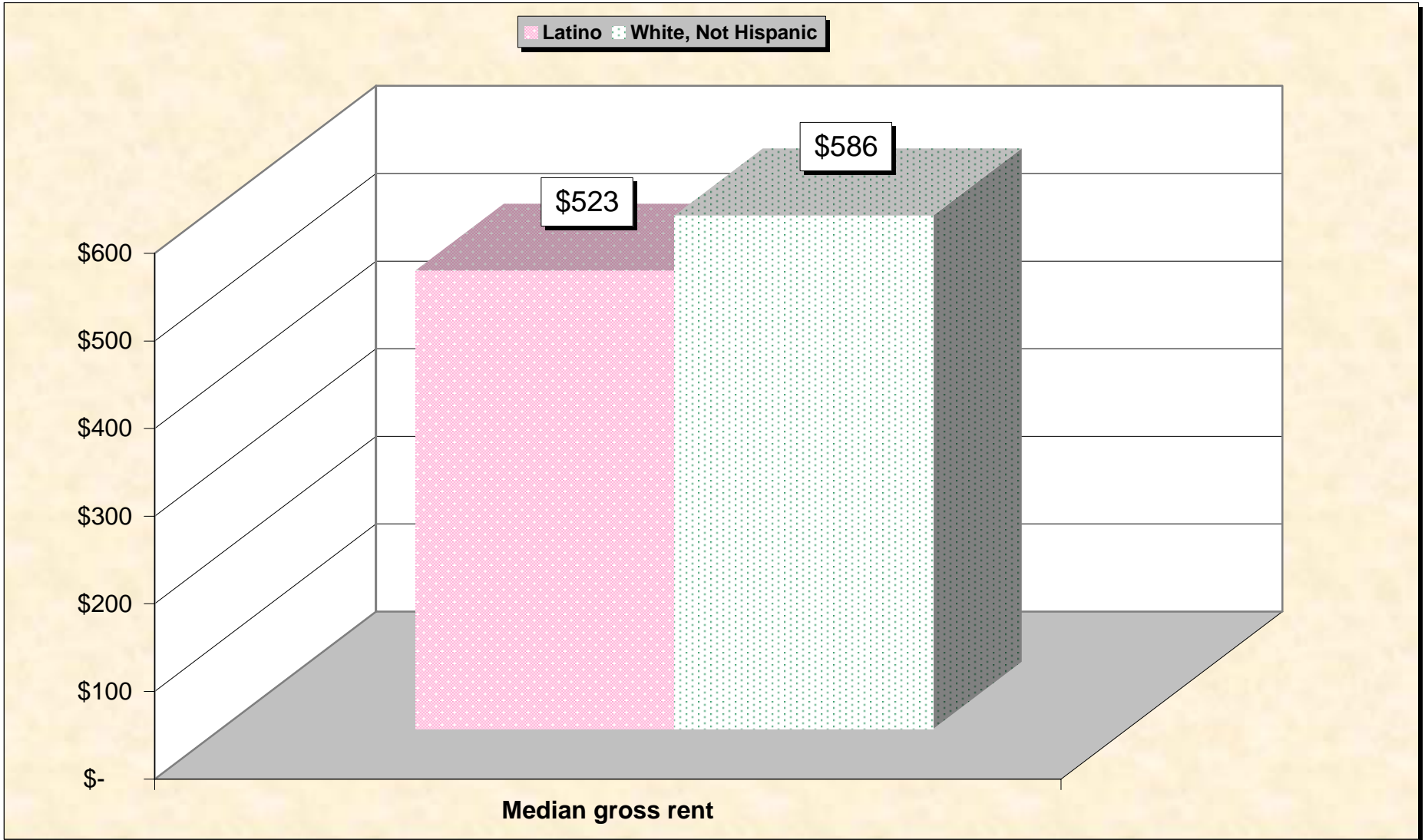
Source: Data Set: Census 2000 Summary File 3 (SF 3) - Sample Data -- HCT34H. PLUMBING FACILITIES (HISPANIC OR LATINO HOUSEHOLDER) [3] - Universe: Occupied housing units with a householder who is Hispanic or Latino; HCT34I. PLUMBING FACILITIES (WHITE ALONE, NOT HISPANIC OR LATINO HOUSEHOLDER) [3] - Universe: Occupied housing units with a householder who is White alone, not Hispanic or Latino.

Chart 16 -- Gross Rent as a Percentage of Household Income in 1999 Weld County, Colorado



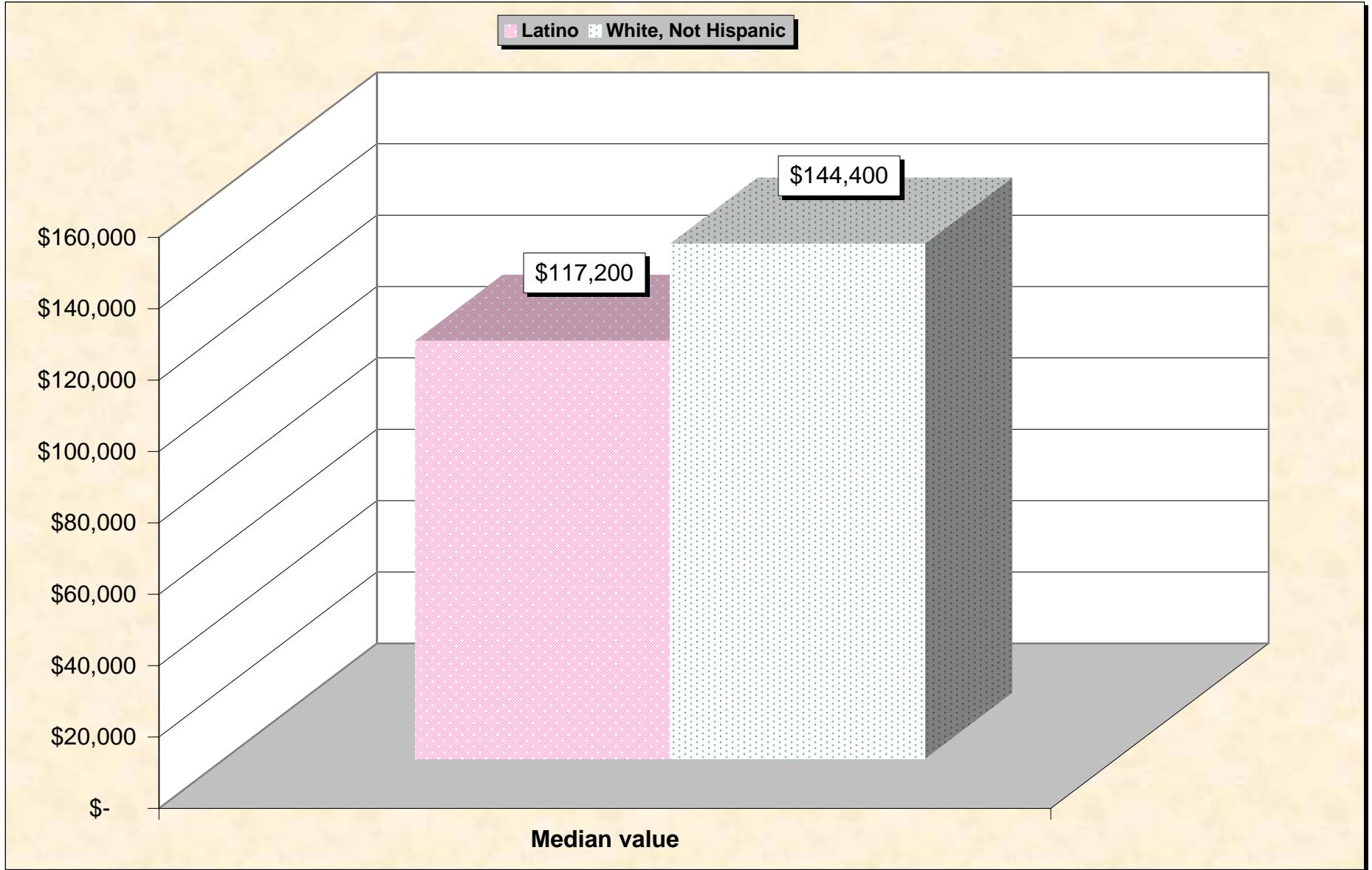
Source: Data Set: Census 2000 Summary File 3 (SF 3) - Sample Data -- HCT39H. GROSS RENT AS A PERCENTAGE OF HOUSEHOLD INCOME IN 1999 (HISPANIC OR LATINO HOUSEHOLDER) [11] - Universe: Specified renter-occupied housing units with a householder who is Hispanic or Latino; HCT39I. GROSS RENT AS A PERCENTAGE OF HOUSEHOLD INCOME IN 1999 (WHITE ALONE, NOT HISPANIC OR LATINO HOUSEHOLDER) [11] - Universe: Specified renter-occupied housing units with a householder who is White alone, not Hispanic or Latino.

Chart 17 -- Median Gross Rent By Household Weld County, Colorado



Source: Data Set: Census 2000 Summary File 3 (SF 3) - Sample Data -- HCT37H. MEDIAN GROSS RENT (DOLLARS) (HISPANIC OR LATINO HOUSEHOLDER) [1] - Universe: Specified renter-occupied housing units paying cash rent with a householder who is Hispanic or Latino; HCT37I. MEDIAN GROSS RENT (DOLLARS) (WHITE ALONE, NOT HISPANIC OR LATINO HOUSEHOLDER) [1] - Universe: Specified renter-occupied housing units paying cash rent with a householder who is White alone, not Hispanic or Latino

Chart 18 -- Median Home Value By Household Weld County, Colorado



Source: Data Set: Census 2000 Summary File 3 (SF 3) - Sample Data -- HCT42H. MEDIAN VALUE (DOLLARS) (HISPANIC OR LATINO HOUSEHOLDER) [1] - Universe: Specified owner-occupied housing units with a householder who is Hispanic or Latino; HCT42I. MEDIAN VALUE (DOLLARS) (WHITE ALONE, NOT HISPANIC OR LATINO HOUSEHOLDER) [1] - Universe: Specified owner-occupied housing units with a householder who is White alone, not Hispanic or Latino

HOUSEHOLDS BY AGE OF HOUSEHOLDER BY HOUSEHOLD TYPE (INCLUDING LIVING ALONE) BY PRESENCE OF OWN CHILDREN UNDER 18 YEARS

Source data for Chart 1

	Latino Weld County, Colorado	White, Not Hispanic Weld County, Colorado
Total:	12,600	48,932
Householder 15 to 64 years:	11,515	39,761
Family households:	9,808	28,978
Married-couple family:	7,117	24,555
With own children under 18 years	5,387	13,203
No own children under 18 years	1,730	11,352
Other family:	2,691	4,423
Male householder, no wife present:	919	1,370
With own children under 18 years	477	833
No own children under 18 years	442	537
Female householder, no husband present:	1,772	3,053
With own children under 18 years	1,288	2,101
No own children under 18 years	484	952
Nonfamily households:	1,707	10,783
Householder living alone	1,243	7,162
Householder not living alone	464	3621
Householder 65 years and over:	1,085	9,171
Family households:	700	4,941
Married-couple family:	465	4469
With own children under 18 years	4	24
No own children under 18 years	461	4445
Other family:	235	472
Male householder, no wife present:	67	75
With own children under 18 years	8	2
No own children under 18 years	59	73
Female householder, no husband present:	168	397
With own children under 18 years	0	5
No own children under 18 years	168	392
Nonfamily households:	385	4230
Householder living alone	374	4139
Householder not living alone	11	91

Source: Data Set: Census 2000 Summary File 3 (SF 3) - Sample Data - P146H. HOUSEHOLDS BY AGE OF HOUSEHOLDER BY HOUSEHOLD TYPE (INCLUDING LIVING ALONE) BY PRESENCE OF OWN CHILDREN UNDER 18 YEARS (HISPANIC OR LATINO HOUSEHOLDER) [31] - Universe: Households with a householder who is Hispanic or Latino; P146I. HOUSEHOLDS BY AGE OF HOUSEHOLDER BY HOUSEHOLD TYPE (INCLUDING LIVING ALONE) BY PRESENCE OF OWN CHILDREN UNDER 18 YEARS (WHITE ALONE, NOT HISPANIC OR LATINO HOUSEHOLDER) [31] - Universe: Households with a householder who is White alone, not Hispanic or Latino.

SCHOOL ENROLLMENT BY LEVEL OF SCHOOL BY TYPE OF SCHOOL FOR THE POPULATION 3 YEARS AND OVER

Source data for Chart 2

	Latino Weld County, Colorado	White, Not Hispanic Weld County, Colorado
Total:	45,098	121,938
Enrolled in nursery school, preschool:	975	2,089
Public school	808	1,157
Private school	167	932
Enrolled in kindergarten:	1,037	1,641
Public school	985	1,463
Private school	52	178
Enrolled in grade 1 to grade 8:	8,758	13,989
Public school	8,492	12,672
Private school	266	1,317
Enrolled in grade 9 to grade 12:	3,302	7,094
Public school	3,169	6,688
Private school	133	406
Enrolled in college:	1,932	12,565
Public school	1,725	11,641
Private school	207	924
Not enrolled in school	29,094	84,560

Source: Data Set: Census 2000 Summary File 3 (SF 3) - Sample Data - P146H. HOUSEHOLDS BY AGE OF HOUSEHOLDER BY HOUSEHOLD TYPE (INCLUDING LIVING ALONE) BY PRESENCE OF OWN CHILDREN UNDER 18 YEARS (HISPANIC OR LATINO HOUSEHOLDER) [31] - Universe: Households with a householder who is Hispanic or Latino; P146I. HOUSEHOLDS BY AGE OF HOUSEHOLDER BY HOUSEHOLD TYPE (INCLUDING LIVING ALONE) BY PRESENCE OF OWN CHILDREN UNDER 18 YEARS (WHITE ALONE, NOT HISPANIC OR LATINO HOUSEHOLDER) [31] - Universe: Households with a householder who is White alone, not Hispanic or Latino.

SEX BY EDUCATIONAL ATTAINMENT FOR THE POPULATION 25 YEARS AND OVER

Source data for Chart 3

	Latino Weld County, Colorado	White, Not Hispanic Weld County, Colorado
Total:	23,102	80,484
Male:	12,107	39,017
Less than 9th grade	4,515	1,345
9th to 12th grade, no diploma	2,402	3,430
High school graduate (includes equivalency)	2,623	10,973
Some college, no degree	1,404	10,187
Associate degree	386	3,139
Bachelor's degree	462	6,685
Graduate or professional degree	315	3,258
Female:	10,995	41,467
Less than 9th grade	3,298	1,226
9th to 12th grade, no diploma	2,101	2,937
High school graduate (includes equivalency)	2,893	11,470
Some college, no degree	1,568	11,450
Associate degree	403	3,663
Bachelor's degree	401	7,431
Graduate or professional degree	331	3,290

Source: Data Set: Census 2000 Summary File 3 (SF 3) - Sample Data -- P148H. SEX BY EDUCATIONAL ATTAINMENT FOR THE POPULATION 25 YEARS AND OVER (HISPANIC OR LATINO) [17] - Universe: Hispanic or Latino population 25 years and over; P148I. SEX BY EDUCATIONAL ATTAINMENT FOR THE POPULATION 25 YEARS AND OVER (WHITE ALONE, NOT HISPANIC OR LATINO) [17] - Universe: White alone, not Hispanic or Latino population 25 years and over.

SEX BY EMPLOYMENT STATUS FOR THE POPULATION 16 YEARS AND OVER

Source data for Charts 4 and 5

	Latino Weld County, Colorado	White, Not Hispanic Weld County, Colorado
Total:	31,695	99,551
Male:	16,737	48,129
In labor force:	11,720	37,469
In Armed Forces	12	120
Civilian:	11,708	37,349
Employed	10,673	35,885
Unemployed	1,035	1,464
Not in labor force	5,017	10,660
Female:	14,958	51,422
In labor force:	7,964	32,876
In Armed Forces	0	12
Civilian:	7,964	32,864
Employed	7,029	31,509
Unemployed	935	1,355
Not in labor force	6,994	18,546

Source: Data Set: Census 2000 Summary File 3 (SF 3) - Sample Data -- P150H. SEX BY EMPLOYMENT STATUS FOR THE POPULATION 16 YEARS AND OVER (HISPANIC OR LATINO) [15] - Universe: Hispanic or Latino population 16 years and over; P150I. SEX BY EMPLOYMENT STATUS FOR THE POPULATION 16 YEARS AND OVER (WHITE ALONE, NOT HISPANIC OR LATINO) [15] - Universe: White alone, not Hispanic or Latino population 16 years and over

HOUSEHOLD INCOME IN 1999

Source data for Chart 6

	Latino Weld County, Colorado	White, Not Hispanic Weld County, Colorado
Total:	12600	48932
Less than \$10,000	1515	3622
\$10,000 to \$14,999	945	2732
\$15,000 to \$19,999	997	2720
\$20,000 to \$24,999	1343	2999
\$25,000 to \$29,999	935	2748
\$30,000 to \$34,999	1125	3200
\$35,000 to \$39,999	768	3029
\$40,000 to \$44,999	932	2980
\$45,000 to \$49,999	718	2645
\$50,000 to \$59,999	1019	5102
\$60,000 to \$74,999	1050	6001
\$75,000 to \$99,999	724	5825
\$100,000 to \$124,999	244	2423
\$125,000 to \$149,999	100	1132
\$150,000 to \$199,999	83	854
\$200,000 or more	102	920

Source: Data Set: Census 2000 Summary File 3 (SF 3) - Sample Data -- P151H. HOUSEHOLD INCOME IN 1999 (HISPANIC OR LATINO HOUSEHOLDER) [17] - Universe: Households with a householder who is Hispanic or Latino; P151I. HOUSEHOLD INCOME IN 1999 (WHITE ALONE, NOT HISPANIC OR LATINO HOUSEHOLDER) [17] - Universe: Households with a householder who is White alone, not Hispanic or Latino

MEDIAN FAMILY INCOME IN 1999

Source data for Chart 7

	Latino Weld County, Colorado	White, Not Hispanic Weld County, Colorado
Median family income in 1999	\$ 33,266	\$ 54,796

Source: Data Set: Census 2000 Summary File 3 (SF 3) - Sample Data -- P155H. MEDIAN FAMILY INCOME IN 1999 (DOLLARS) (HISPANIC OR LATINO HOUSEHOLDER) [1] - Universe: Families with a householder who is Hispanic or Latino ; P155I. MEDIAN FAMILY INCOME IN 1999 (DOLLARS) (WHITE ALONE, NOT HISPANIC OR LATINO HOUSEHOLDER) [1] - Universe: Families with a householder who is White alone, not Hispanic or Latino

PER CAPITA INCOME IN 1999

Source data for Chart 8

	Latino Weld County, Colorado	White, Not Hispanic Weld County, Colorado
Per capita income in 1999	\$ 10,934	\$ 22,211

Source: Data Set: Census 2000 Summary File 3 (SF 3) - Sample Data -- P157H. PER CAPITA INCOME IN 1999 (DOLLARS) (HISPANIC OR LATINO) [1] - Universe: Hispanic or Latino population; P157I. PER CAPITA INCOME IN 1999 (DOLLARS) (WHITE ALONE, NOT HISPANIC OR LATINO) [1] - Universe: White alone, not Hispanic or Latino population

POVERTY STATUS IN 1999 BY AGE

Source data for Chart 9

	Latino Weld County, Colorado	White, Not Hispanic Weld County, Colorado
Total:	47,981	122,864
Income in 1999 below poverty level:	10,622	10,563
Under 5 years	1,746	613
5 years	214	104
6 to 11 years	1,763	715
12 to 17 years	1,291	891
18 to 64 years	5,262	7,302
65 to 74 years	224	350
75 years and over	122	588
Income in 1999 at or above poverty level:	37,359	112,301
Under 5 years	3,946	7,177
5 years	719	1,462
6 to 11 years	4,980	9,209
12 to 17 years	3,997	9,920
18 to 64 years	22,218	71,937
65 to 74 years	1,069	7,241
75 years and over	430	5,355

Source: Data Set: Census 2000 Summary File 3 (SF 3) - Sample Data -- P159H. POVERTY STATUS IN 1999 BY AGE (HISPANIC OR LATINO) [17] - Universe: Hispanic or Latino population for whom poverty status is determined;P159I. POVERTY STATUS IN 1999 BY AGE (WHITE ALONE, NOT HISPANIC OR LATINO) [17] - Universe: White alone, not Hispanic or Latino population for whom poverty status is determined.

MEDIAN EARNINGS IN 1999

Source data for Chart 10

	Latino Weld County, Colorado	White, Not Hispanic Weld County, Colorado
Median earnings in 1999 --		
Worked full-time, year-round in 1999 --		
Total	\$ 22,981	\$ 32,420
Male	\$ 24,545	\$ 37,491
Female	\$ 21,414	\$ 26,857
Other --		
Total	\$ 9,484	\$ 8,399
Male	\$ 11,511	\$ 9,649
Female	\$ 7,278	\$ 7,710

Source: Data Set: Census 2000 Summary File 3 (SF 3) - Sample Data -- PCT74H. MEDIAN EARNINGS IN 1999 (DOLLARS) BY WORK EXPERIENCE IN 1999 BY SEX FOR THE POPULATION 16 YEARS AND OVER WITH EARNINGS (HISPANIC OR LATINO) [6] - Universe: Hispanic or Latino population 16 years and over with earnings in 1999; PCT74I. MEDIAN EARNINGS IN 1999 (DOLLARS) BY WORK EXPERIENCE IN 1999 BY SEX FOR THE POPULATION 16 YEARS AND OVER WITH EARNINGS (WHITE ALONE, NOT HISPANIC OR LATINO) [6] - Universe: White alone, not Hispanic or Latino population 16 years and over with earnings in 1999

TENURE BY RACE OF HOUSEHOLDER

Source data for Chart 11

	Latino Weld County, Colorado	White, Not Hispanic Weld County, Colorado
Total:	12,462	49,153
Owner occupied	6,754	35,759
Renter occupied	5,708	13,394

Source: Data Set: Census 2000 Summary File 3 (SF 3) - Sample Data -- H12. TENURE (HISPANIC OR LATINO HOUSEHOLDER) [3] - Universe: Occupied housing units with a householder who is Hispanic or Latino; H13. TENURE (WHITE ALONE, NOT HISPANIC OR LATINO HOUSEHOLDER) [3] - Universe: Occupied housing units with a householder who is White alone, not Hispanic or Latino.

OCCUPANTS PER ROOM

Source data for Chart 12

	Latino Weld County, Colorado	White, Not Hispanic Weld County, Colorado
Total:	12,462	49,153
1.00 or less occupants per room	9,454	48,033
1.01 or more occupants per room	3,008	1,120

Source: Data Set: Census 2000 Summary File 3 (SF 3) - Sample Data -- HCT29H. OCCUPANTS PER ROOM (HISPANIC OR LATINO HOUSEHOLDER) [3] - Universe: Occupied housing units with a householder who is Hispanic or Latino; HCT29I. OCCUPANTS PER ROOM (WHITE ALONE, NOT HISPANIC OR LATINO HOUSEHOLDER) [3] - Universe: Occupied housing units with a householder who is White alone, not Hispanic or Latino

TELEPHONE SERVICE AVAILABLE

Source data for Chart 13

	Latino Weld County, Colorado	White, Not Hispanic Weld County, Colorado
Total:	12,462	49,153
With telephone service available	11,908	48,644
No telephone service available	554	509

Source: Data Set: Census 2000 Summary File 3 (SF 3) - Sample Data -- HCT32H. TELEPHONE SERVICE AVAILABLE (HISPANIC OR LATINO HOUSEHOLDER) [3] - Universe: Occupied housing units with a householder who is Hispanic or Latino; HCT32I. TELEPHONE SERVICE AVAILABLE (WHITE ALONE, NOT HISPANIC OR LATINO HOUSEHOLDER) [3] - Universe: Occupied housing units with a householder who is White alone, not Hispanic or Latino

VEHICLES AVAILABLE

Source data for Chart 14

	Latino Weld County, Colorado	White, Not Hispanic Weld County, Colorado
Total:	12,462	49,153
No vehicle available	1,123	2,301
1 or more vehicles available	11,339	46,852

Source: Data Set: Census 2000 Summary File 3 (SF 3) - Sample Data -- HCT33H. VEHICLES AVAILABLE (HISPANIC OR LATINO HOUSEHOLDER) [3] - Universe: Occupied housing units with a householder who is Hispanic or Latino;; HCT33I. VEHICLES AVAILABLE (WHITE ALONE, NOT HISPANIC OR LATINO HOUSEHOLDER) [3] - Universe: Occupied housing units with a householder who is White alone, not Hispanic or Latino

PLUMBING FACILITIES

Source data for Chart 15

	Latino Weld County, Colorado	White, Not Hispanic Weld County, Colorado
Total:	12,462	49,153
Complete plumbing facilities	12,271	48,644
Lacking complete plumbing facilities	191	509

Source: Data Set: Census 2000 Summary File 3 (SF 3) - Sample Data -- HCT34H. PLUMBING FACILITIES (HISPANIC OR LATINO HOUSEHOLDER) [3] - Universe: Occupied housing units with a householder who is Hispanic or Latino; HCT34I. PLUMBING FACILITIES (WHITE ALONE, NOT HISPANIC OR LATINO HOUSEHOLDER) [3] - Universe: Occupied housing units with a householder who is White alone, not Hispanic or Latino.

GROSS RENT AS A PERCENTAGE OF HOUSEHOLD INCOME IN 1999

Source data for Chart 16

	Latino Weld County, Colorado	White, Not Hispanic Weld County, Colorado
Total:	5,608	12,557
Less than 10 percent	319	696
10 to 14 percent	679	1,170
15 to 19 percent	658	1,622
20 to 24 percent	691	1,622
25 to 29 percent	601	1,610
30 to 34 percent	332	972
35 to 39 percent	287	698
40 to 49 percent	421	919
50 percent or more	1,051	2,412
Not computed	569	836

Source: Data Set: Census 2000 Summary File 3 (SF 3) - Sample Data -- HCT39H. GROSS RENT AS A PERCENTAGE OF HOUSEHOLD INCOME IN 1999 (HISPANIC OR LATINO HOUSEHOLDER) [11] - Universe: Specified renter-occupied housing units with a householder who is Hispanic or Latino; HCT39I. GROSS RENT AS A PERCENTAGE OF HOUSEHOLD INCOME IN 1999 (WHITE ALONE, NOT HISPANIC OR LATINO HOUSEHOLDER) [11] - Universe: Specified renter-occupied housing units with a householder who is White alone, not Hispanic or Latino.

MEDIAN GROSS RENT

Source data for Chart 17

	Latino Weld County, Colorado	White, Not Hispanic Weld County, Colorado
Median gross rent	\$ 523	\$ 586

Source: Data Set: Census 2000 Summary File 3 (SF 3) - Sample Data -- HCT37H. MEDIAN GROSS RENT (DOLLARS) (HISPANIC OR LATINO HOUSEHOLDER) [1] - Universe: Specified renter-occupied housing units paying cash rent with a householder who is Hispanic or Latino; HCT37I. MEDIAN GROSS RENT (DOLLARS) (WHITE ALONE, NOT HISPANIC OR LATINO HOUSEHOLDER) [1] - Universe: Specified renter-occupied housing units paying cash rent with a householder who is White alone, not Hispanic or Latino

MEDIAN HOME VALUE

Source data for Chart 18

	Latino Weld County, Colorado	White, Not Hispanic Weld County, Colorado
Median value	\$ 117,200	\$ 144,400

Source: Data Set: Census 2000 Summary File 3 (SF 3) - Sample Data -- HCT42H. MEDIAN VALUE (DOLLARS) (HISPANIC OR LATINO HOUSEHOLDER) [1] - Universe: Specified owner-occupied housing units with a householder who is Hispanic or Latino; HCT42I. MEDIAN VALUE (DOLLARS) (WHITE ALONE, NOT HISPANIC OR LATINO HOUSEHOLDER) [1] - Universe: Specified owner-occupied housing units with a householder who is White alone, not Hispanic or Latino