

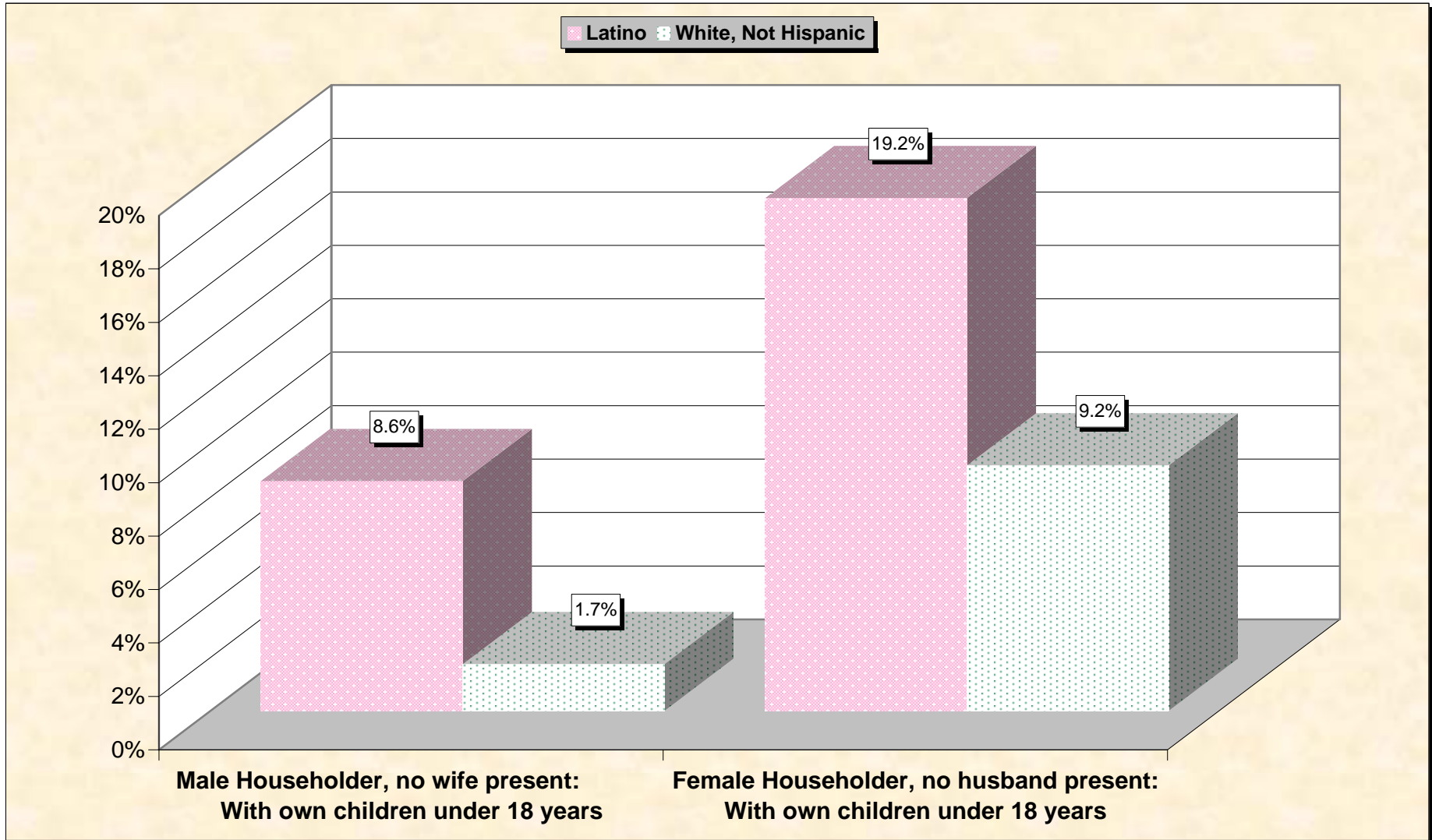
Selected Socio-Economic Data

Las Animas County, Colorado

Latino and White, Not Hispanic

Data Set: Census 2000 Summary File 3 (SF 3) - Sample Data

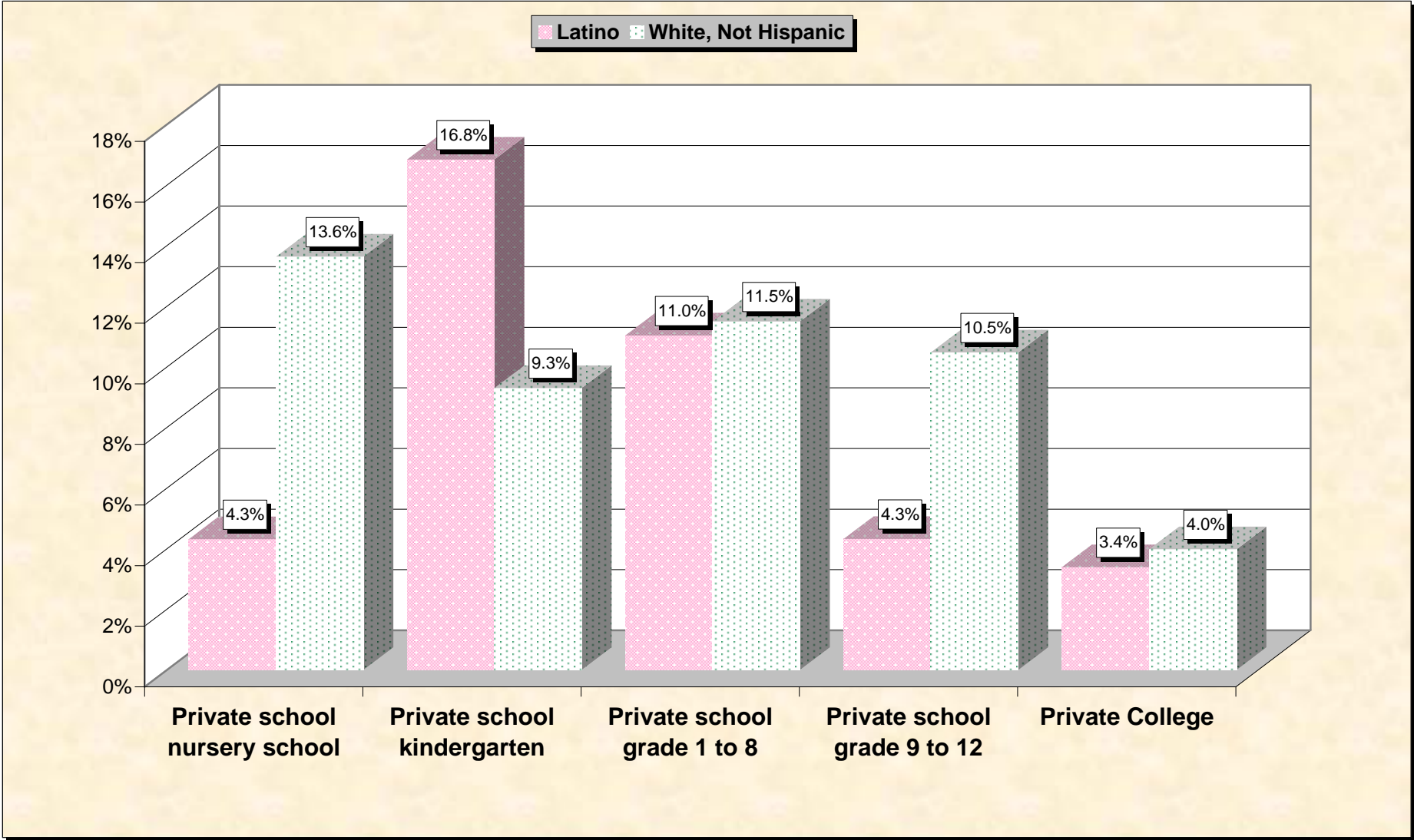
Chart 1 -- Single-Parent Family Households (Householder 15 to 64 years) Las Animas County, Colorado



Source: Data Set: Census 2000 Summary File 3 (SF 3) - Sample Data - P146H. HOUSEHOLDS BY AGE OF HOUSEHOLDER BY HOUSEHOLD TYPE (INCLUDING LIVING ALONE) BY PRESENCE OF OWN CHILDREN UNDER 18 YEARS (HISPANIC OR LATINO HOUSEHOLDER) [31] - Universe: Households with a householder who is Hispanic or Latino; P146I. HOUSEHOLDS BY AGE OF HOUSEHOLDER BY HOUSEHOLD TYPE (INCLUDING LIVING ALONE) BY PRESENCE OF OWN CHILDREN UNDER 18 YEARS (WHITE ALONE, NOT HISPANIC OR LATINO HOUSEHOLDER) [31] - Universe: Households with a householder who is White alone, not Hispanic or Latino.

Chart 2 -- Private School Enrollment (3 years and over)

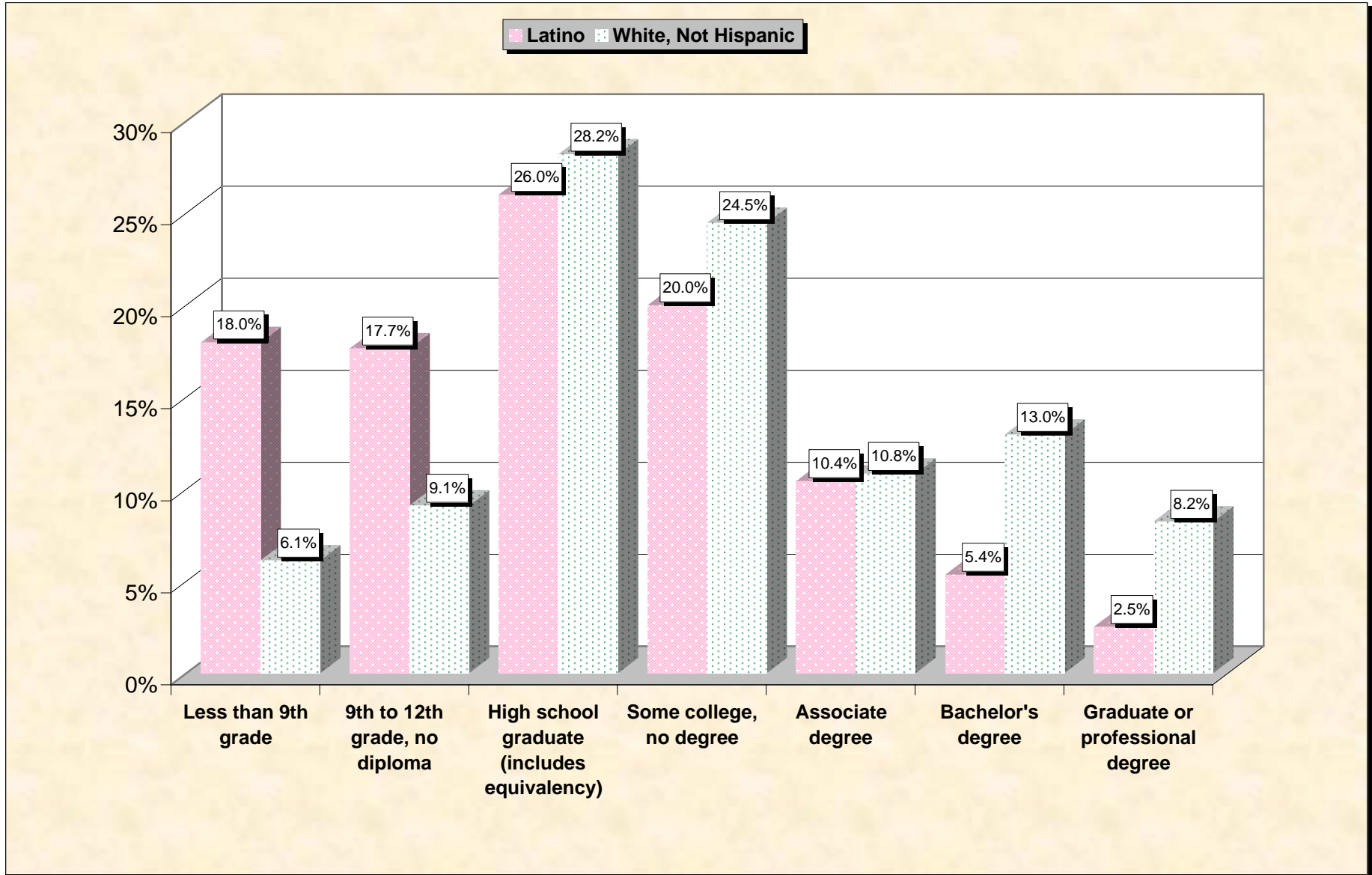
Las Animas County, Colorado



Source: Data Set: Census 2000 Summary File 3 (SF 3) - Sample Data -- P147H. SCHOOL ENROLLMENT BY LEVEL OF SCHOOL BY TYPE OF SCHOOL FOR THE POPULATION 3 YEARS AND OVER (HISPANIC OR LATINO) [17] - Universe: Hispanic or Latino population 3 years and over; P147I. SCHOOL ENROLLMENT BY LEVEL OF SCHOOL BY TYPE OF SCHOOL FOR THE POPULATION 3 YEARS AND OVER (WHITE ALONE, NOT HISPANIC OR LATINO) [17] - Universe: White alone, not Hispanic or Latino population 3 years and over.

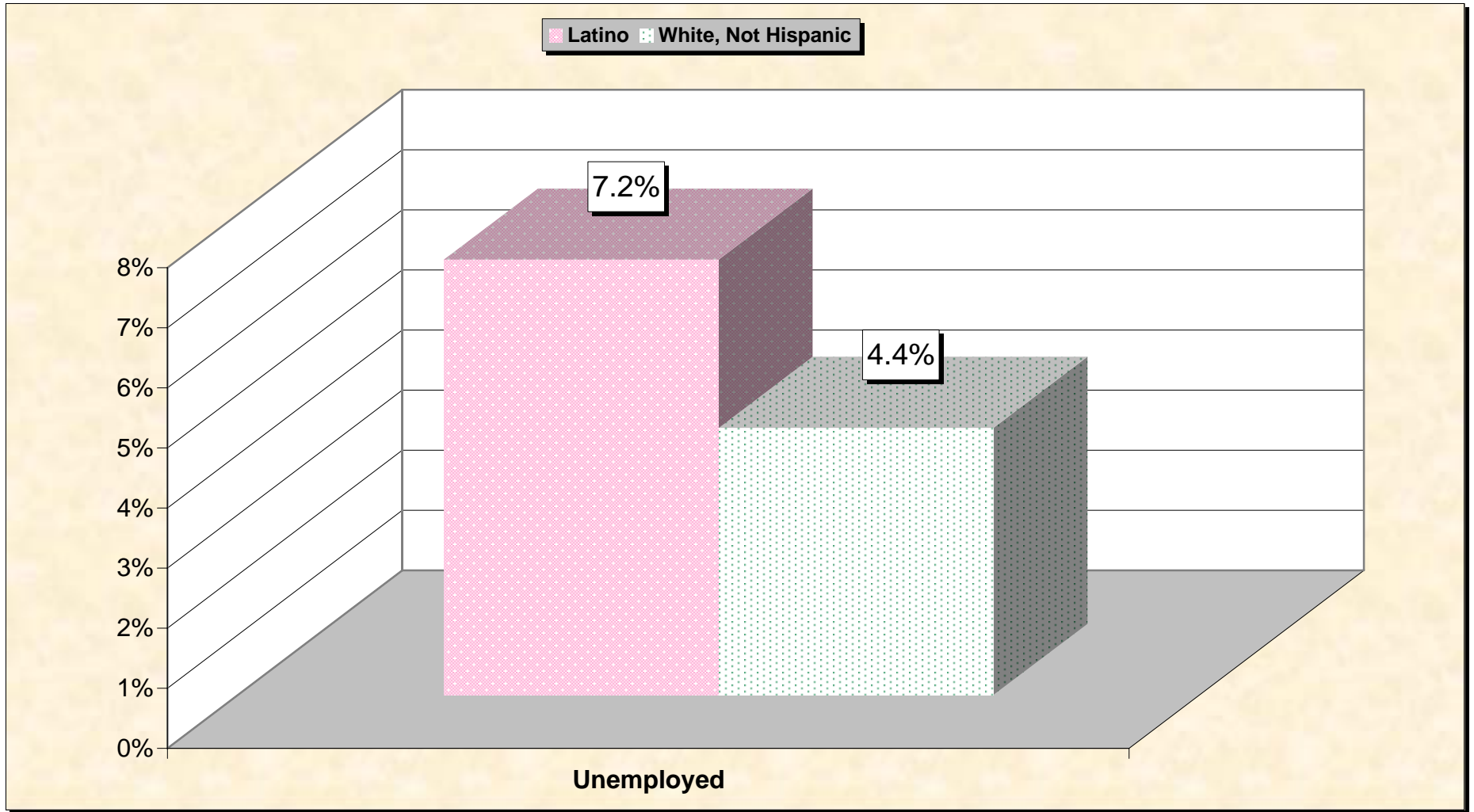
Chart 3 -- Educational Attainment (25 years and over)

Las Animas County, Colorado



Source: Data Set: Census 2000 Summary File 3 (SF 3) - Sample Data -- P148H. SEX BY EDUCATIONAL ATTAINMENT FOR THE POPULATION 25 YEARS AND OVER (HISPANIC OR LATINO) [17] - Universe: Hispanic or Latino population 25 years and over; P148I. SEX BY EDUCATIONAL ATTAINMENT FOR THE POPULATION 25 YEARS AND OVER (WHITE ALONE, NOT HISPANIC OR LATINO) [17] - Universe: White alone, not Hispanic or Latino population 25 years and over.

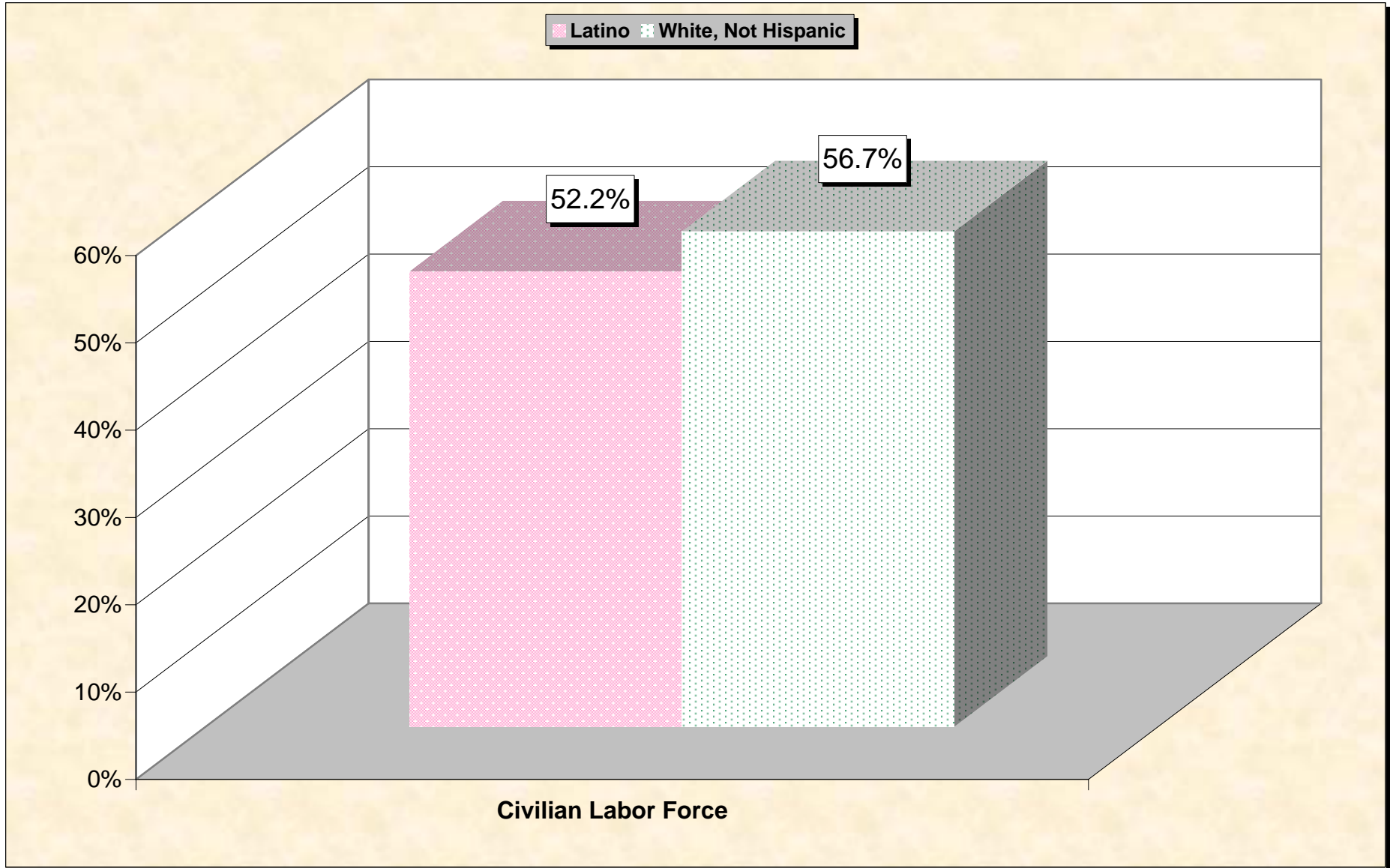
Chart 4 -- Unemployment Rate (Civilian Labor Force) Las Animas County, Colorado



Note: Unemployment rate is defined as a percentage of the civilian labor force.

Source: Data Set: Census 2000 Summary File 3 (SF 3) - Sample Data -- P150H. SEX BY EMPLOYMENT STATUS FOR THE POPULATION 16 YEARS AND OVER (HISPANIC OR LATINO) [15] - Universe: Hispanic or Latino population 16 years and over; P150I. SEX BY EMPLOYMENT STATUS FOR THE POPULATION 16 YEARS AND OVER (WHITE ALONE, NOT HISPANIC OR LATINO) [15] - Universe: White alone, not Hispanic or Latino population 16 years and over

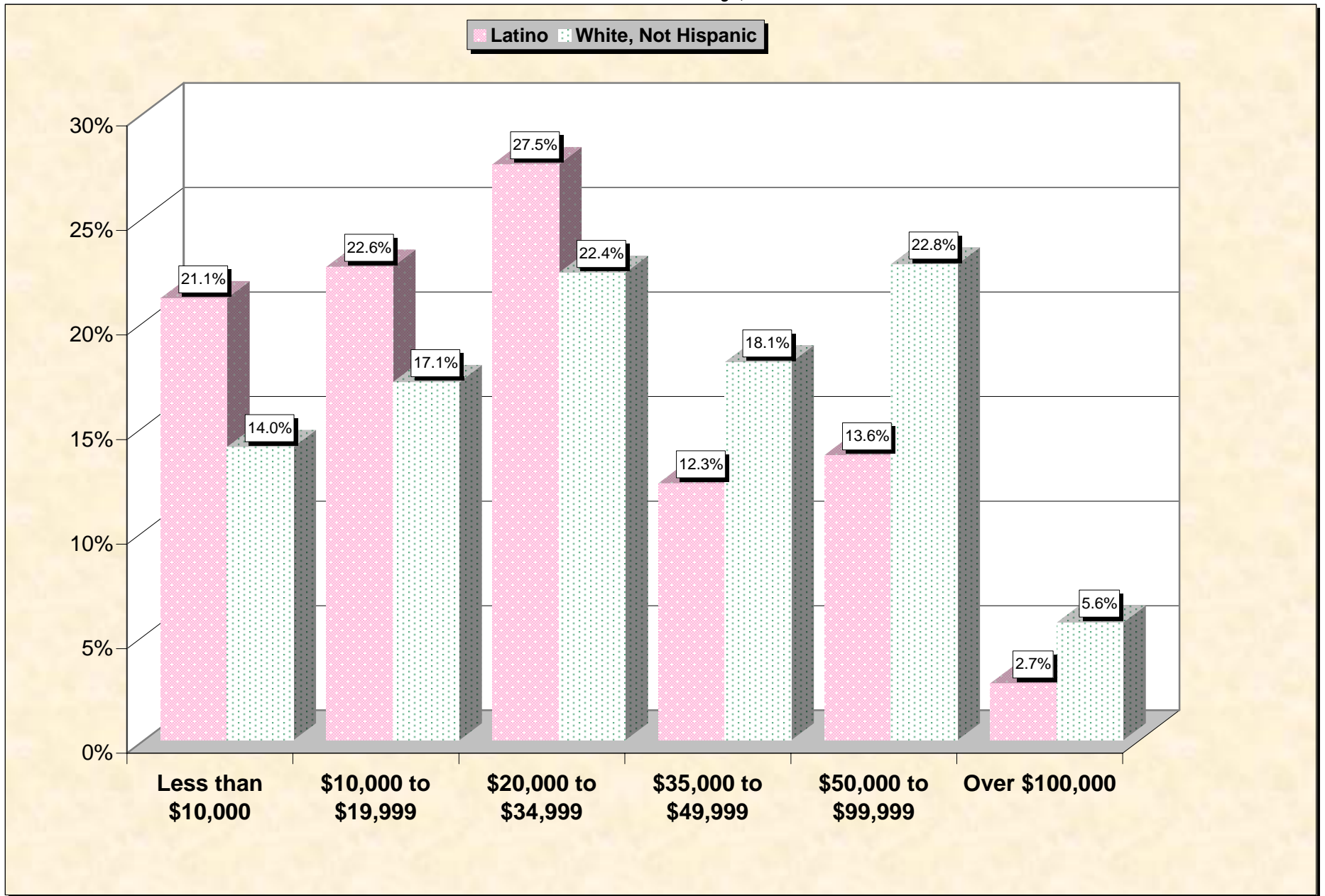
Chart 5 -- Labor Force Participation (Civilian Labor Force) Las Animas County, Colorado



Note: Labor force participation rate is defined as a percentage of the civilian population over 16.

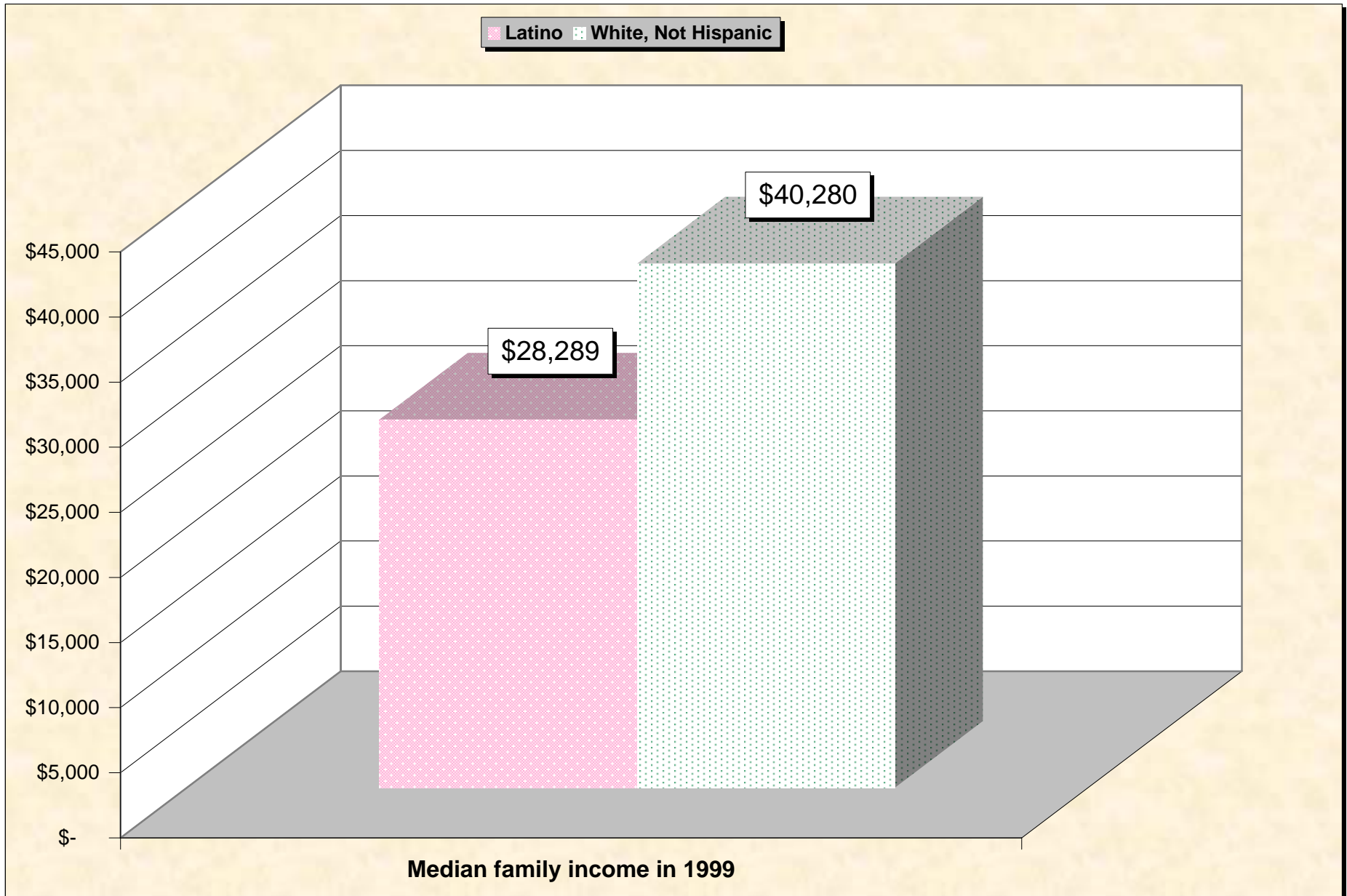
Source: Data Set: Census 2000 Summary File 3 (SF 3) - Sample Data -- P150H. SEX BY EMPLOYMENT STATUS FOR THE POPULATION 16 YEARS AND OVER (HISPANIC OR LATINO) [15] - Universe: Hispanic or Latino population 16 years and over; P150I. SEX BY EMPLOYMENT STATUS FOR THE POPULATION 16 YEARS AND OVER (WHITE ALONE, NOT HISPANIC OR LATINO) [15] - Universe: White alone, not Hispanic or Latino population 16 years and over

Chart 6 -- Household Income in 1999 Las Animas County, Colorado



Source: Data Set: Census 2000 Summary File 3 (SF 3) - Sample Data -- P151H. HOUSEHOLD INCOME IN 1999 (HISPANIC OR LATINO HOUSEHOLDER) [17] - Universe: Households with a householder who is Hispanic or Latino; P151I. HOUSEHOLD INCOME IN 1999 (WHITE ALONE, NOT HISPANIC OR LATINO HOUSEHOLDER) [17] - Universe: Households with a householder who is White alone, not Hispanic or Latino

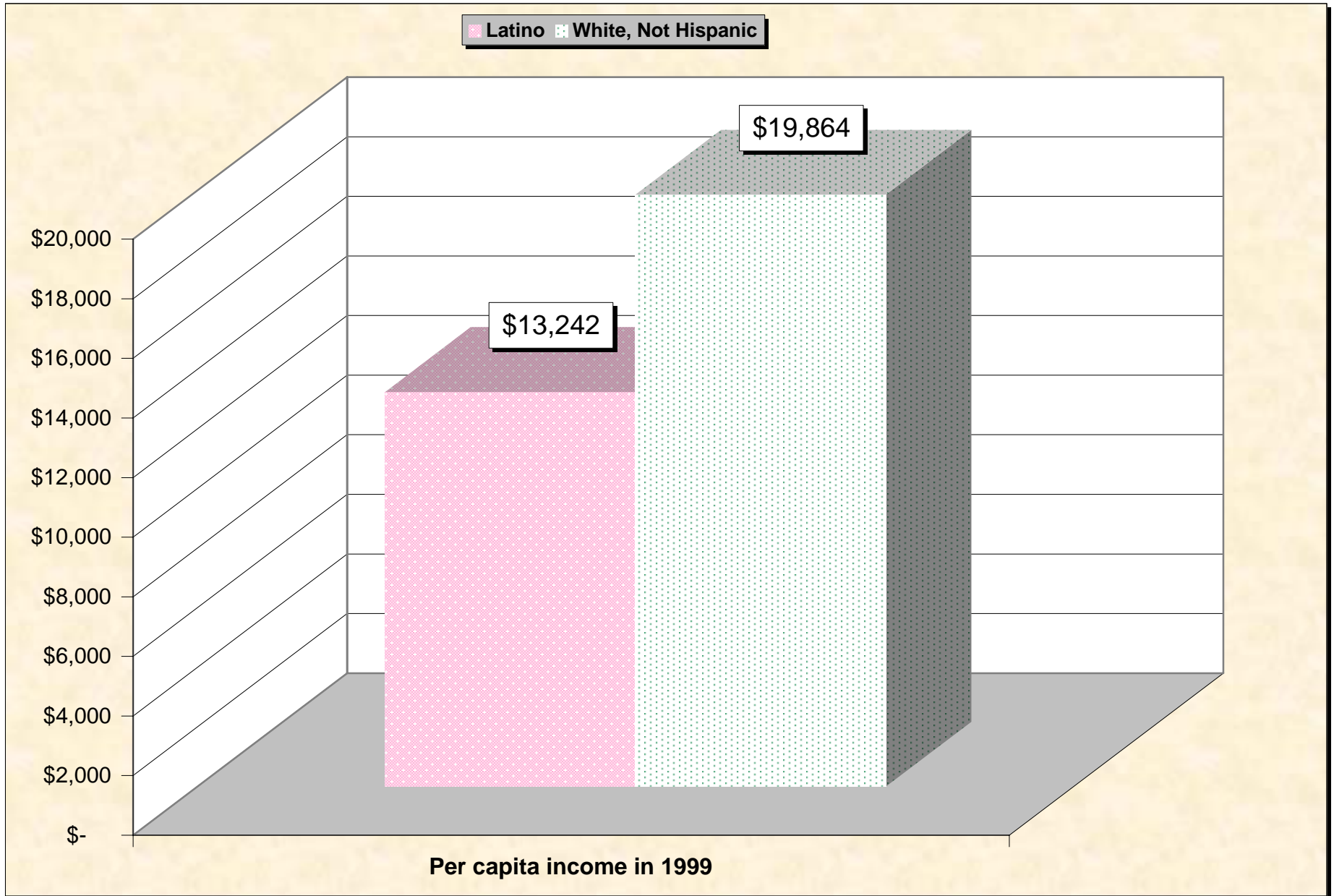
Chart 7 -- Median Family Income In 1999 Las Animas County, Colorado



Source: Data Set: Census 2000 Summary File 3 (SF 3) - Sample Data -- P155H. MEDIAN FAMILY INCOME IN 1999 (DOLLARS) (HISPANIC OR LATINO HOUSEHOLDER) [1] - Universe: Families with a householder who is Hispanic or Latino ; P155I. MEDIAN FAMILY INCOME IN 1999 (DOLLARS) (WHITE ALONE, NOT HISPANIC OR LATINO HOUSEHOLDER) [1] - Universe: Families with a householder who is White alone, not Hispanic or Latino

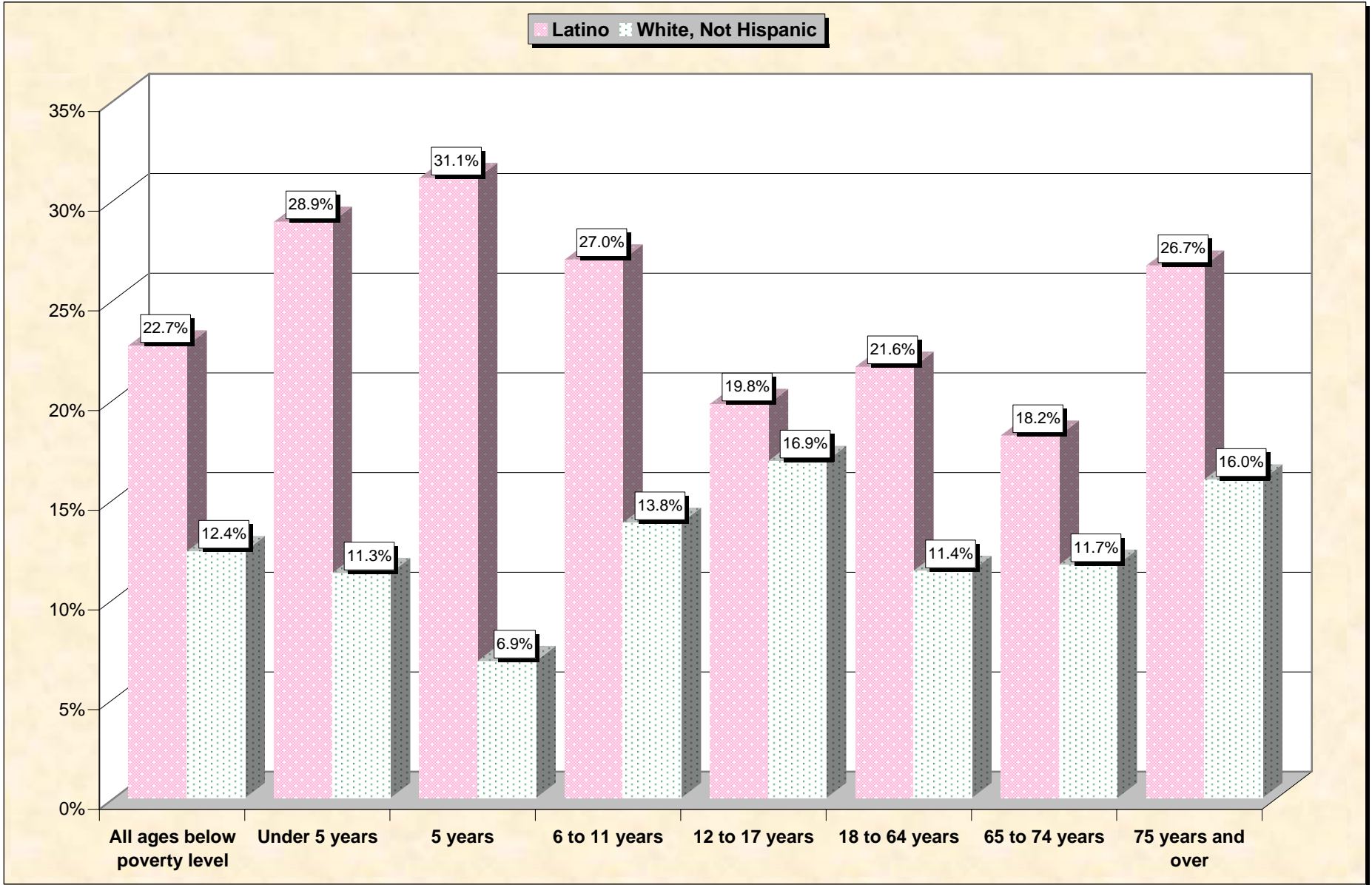
Chart 8 -- Per Capita Income In 1999

Las Animas County, Colorado



Source: Data Set: Census 2000 Summary File 3 (SF 3) - Sample Data -- P157H. PER CAPITA INCOME IN 1999 (DOLLARS) (HISPANIC OR LATINO) [1] - Universe: Hispanic or Latino population; P157I. PER CAPITA INCOME IN 1999 (DOLLARS) (WHITE ALONE, NOT HISPANIC OR LATINO) [1] - Universe: White alone, not Hispanic or Latino population

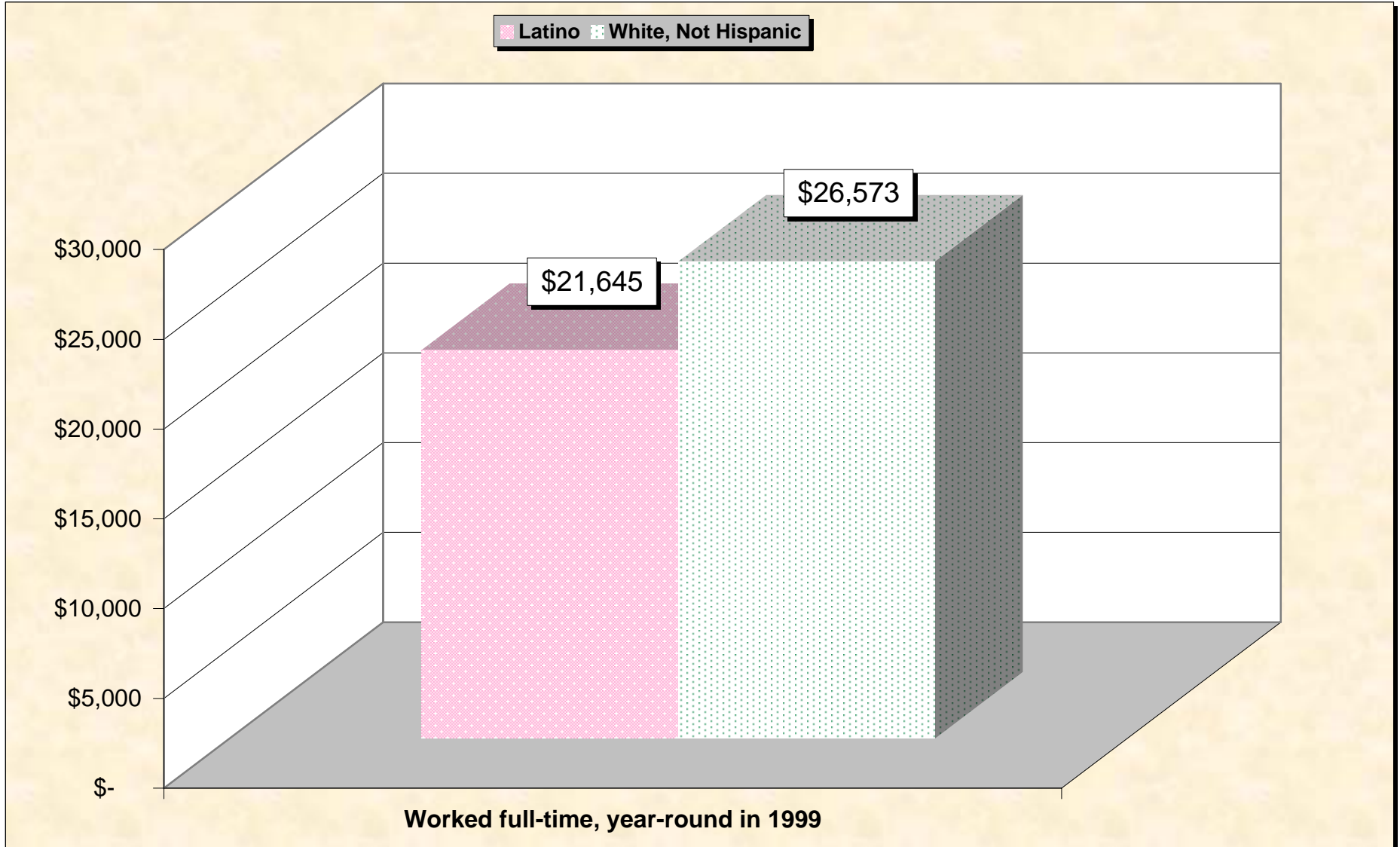
Chart 9 -- Income in 1999 Below Poverty Level by Age Las Animas County, Colorado



Source: Data Set: Census 2000 Summary File 3 (SF 3) - Sample Data -- P159H. POVERTY STATUS IN 1999 BY AGE (HISPANIC OR LATINO) [17] - Universe: Hispanic or Latino population for whom poverty status is determined; P159I. POVERTY STATUS IN 1999 BY AGE (WHITE ALONE, NOT HISPANIC OR LATINO) [17] - Universe: White alone, not Hispanic or Latino population for whom poverty status is determined.

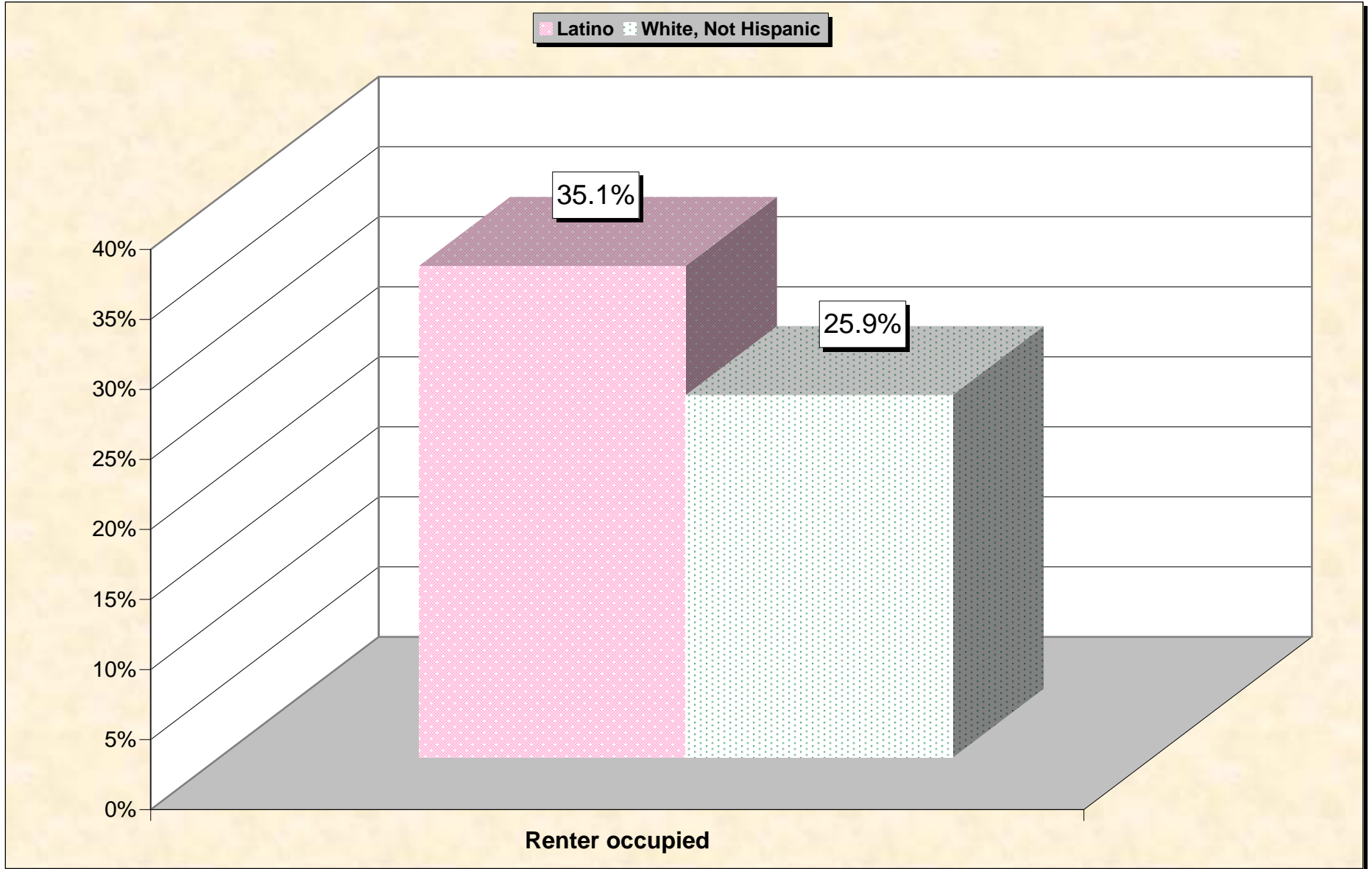
Chart 10 -- Median Earnings in 1999

Las Animas County, Colorado



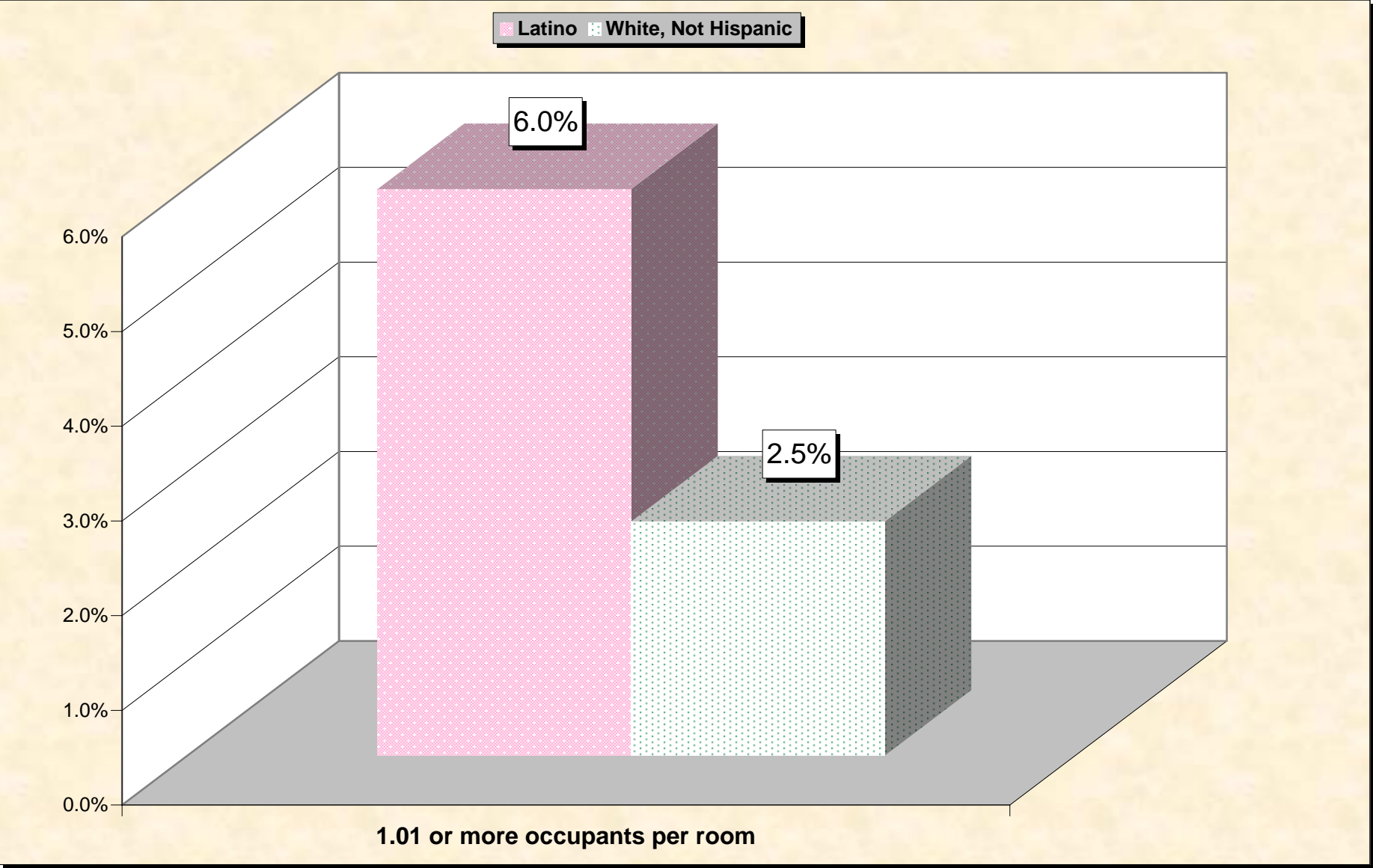
Source: Data Set: Census 2000 Summary File 3 (SF 3) - Sample Data -- PCT74H. MEDIAN EARNINGS IN 1999 (DOLLARS) BY WORK EXPERIENCE IN 1999 BY SEX FOR THE POPULATION 16 YEARS AND OVER WITH EARNINGS (HISPANIC OR LATINO) [6] - Universe: Hispanic or Latino population 16 years and over with earnings in 1999; PCT74I. MEDIAN EARNINGS IN 1999 (DOLLARS) BY WORK EXPERIENCE IN 1999 BY SEX FOR THE POPULATION 16 YEARS AND OVER WITH EARNINGS (WHITE ALONE, NOT HISPANIC OR LATINO) [6] - Universe: White alone, not Hispanic or Latino population 16 years and over with earnings in 1999

Chart 11 -- Renter-Occupied Housing Las Animas County, Colorado



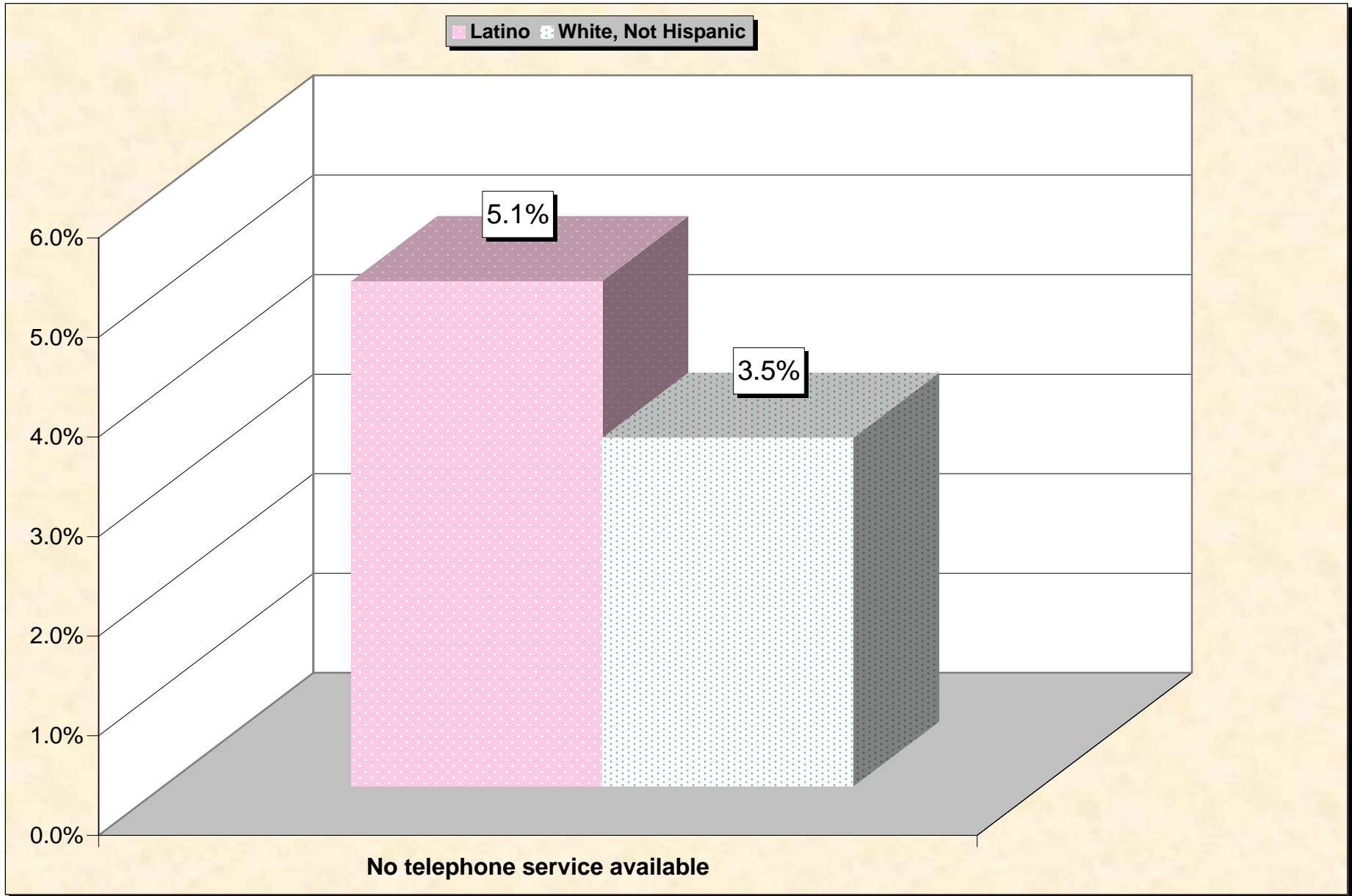
Source: Data Set: Census 2000 Summary File 3 (SF 3) - Sample Data -- H12. TENURE (HISPANIC OR LATINO HOUSEHOLDER) [3] - Universe: Occupied housing units with a householder who is Hispanic or Latino; H13. TENURE (WHITE ALONE, NOT HISPANIC OR LATINO HOUSEHOLDER) [3] - Universe: Occupied housing units with a householder who is White alone, not Hispanic or Latino.

Chart 12 -- Occupants Per Room (Crowding) by Household Las Animas County, Colorado



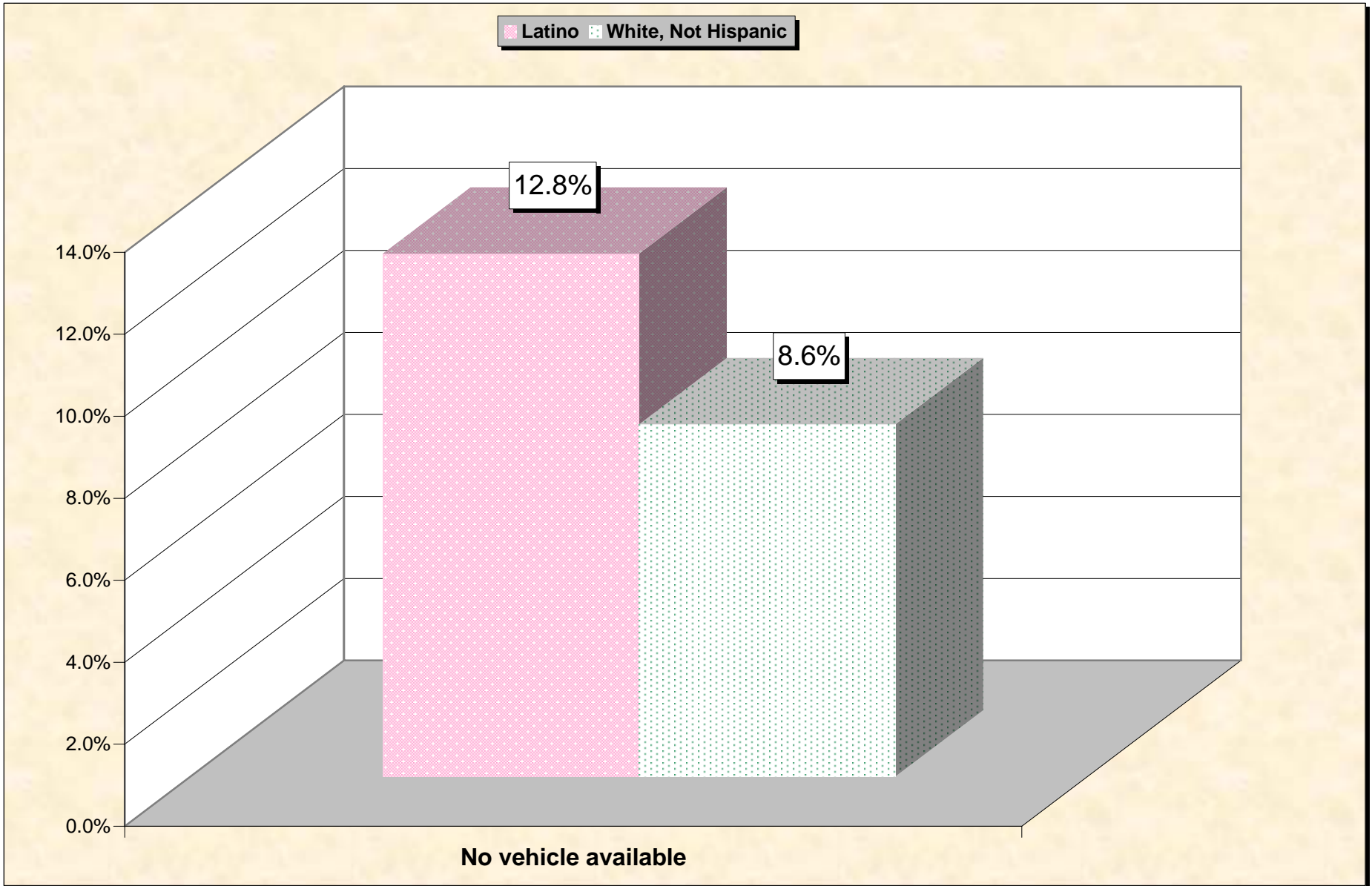
Source: Data Set: Census 2000 Summary File 3 (SF 3) - Sample Data -- HCT29H. OCCUPANTS PER ROOM (HISPANIC OR LATINO HOUSEHOLDER) [3] - Universe: Occupied housing units with a householder who is Hispanic or Latino; HCT29I. OCCUPANTS PER ROOM (WHITE ALONE, NOT HISPANIC OR LATINO HOUSEHOLDER) [3] - Universe: Occupied housing units with a householder who is White alone, not Hispanic or Latino

Chart 13 -- Lack of Telephone Service by Household Las Animas County, Colorado



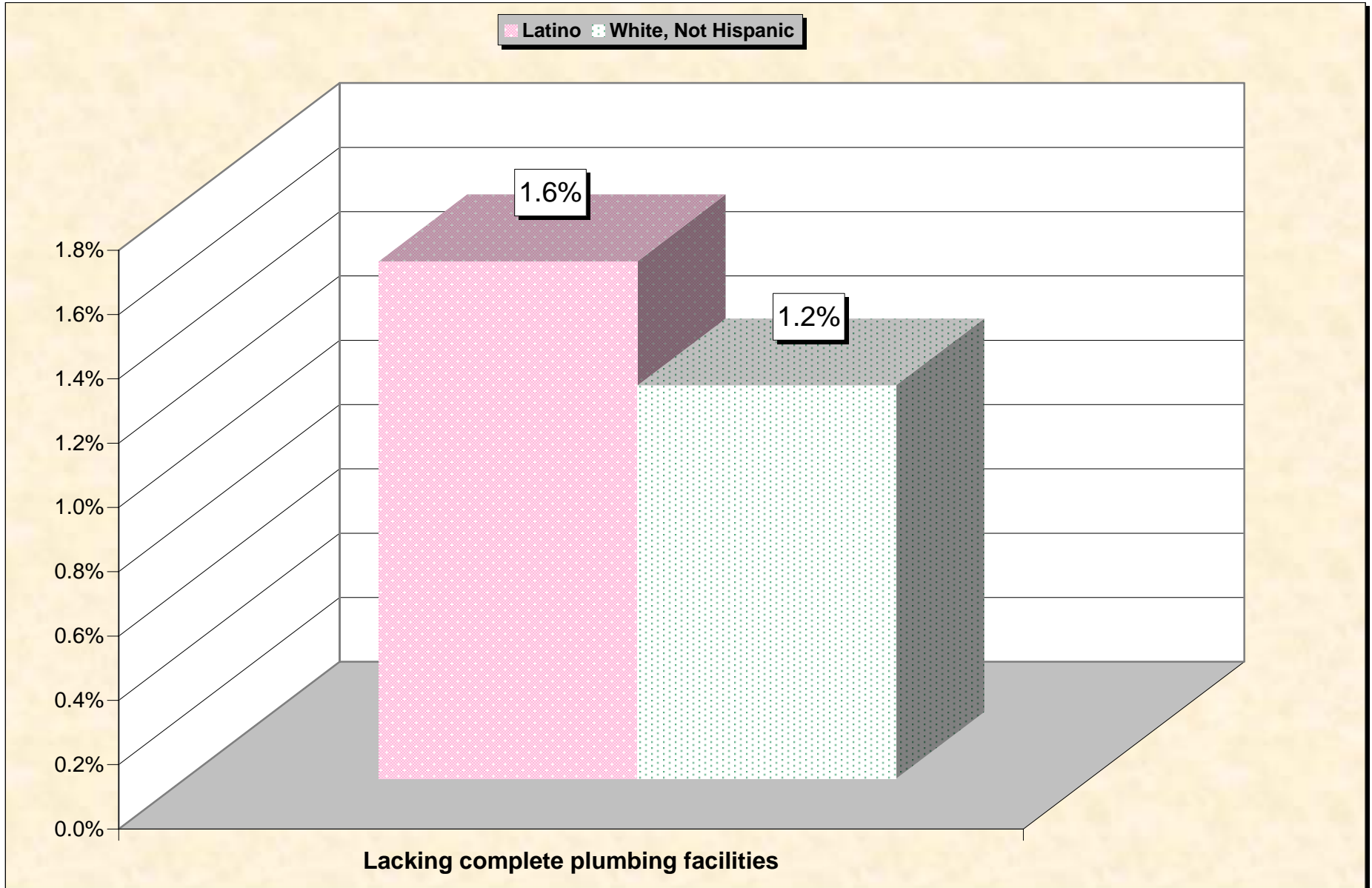
Source: Data Set: Census 2000 Summary File 3 (SF 3) - Sample Data -- HCT32H. TELEPHONE SERVICE AVAILABLE (HISPANIC OR LATINO HOUSEHOLDER) [3] - Universe: Occupied housing units with a householder who is Hispanic or Latino; HCT32I. TELEPHONE SERVICE AVAILABLE (WHITE ALONE, NOT HISPANIC OR LATINO HOUSEHOLDER) [3] - Universe: Occupied housing units with a householder who is White alone, not Hispanic or Latino

Chart 14 -- Lack of Vehicle By Household Las Animas County, Colorado



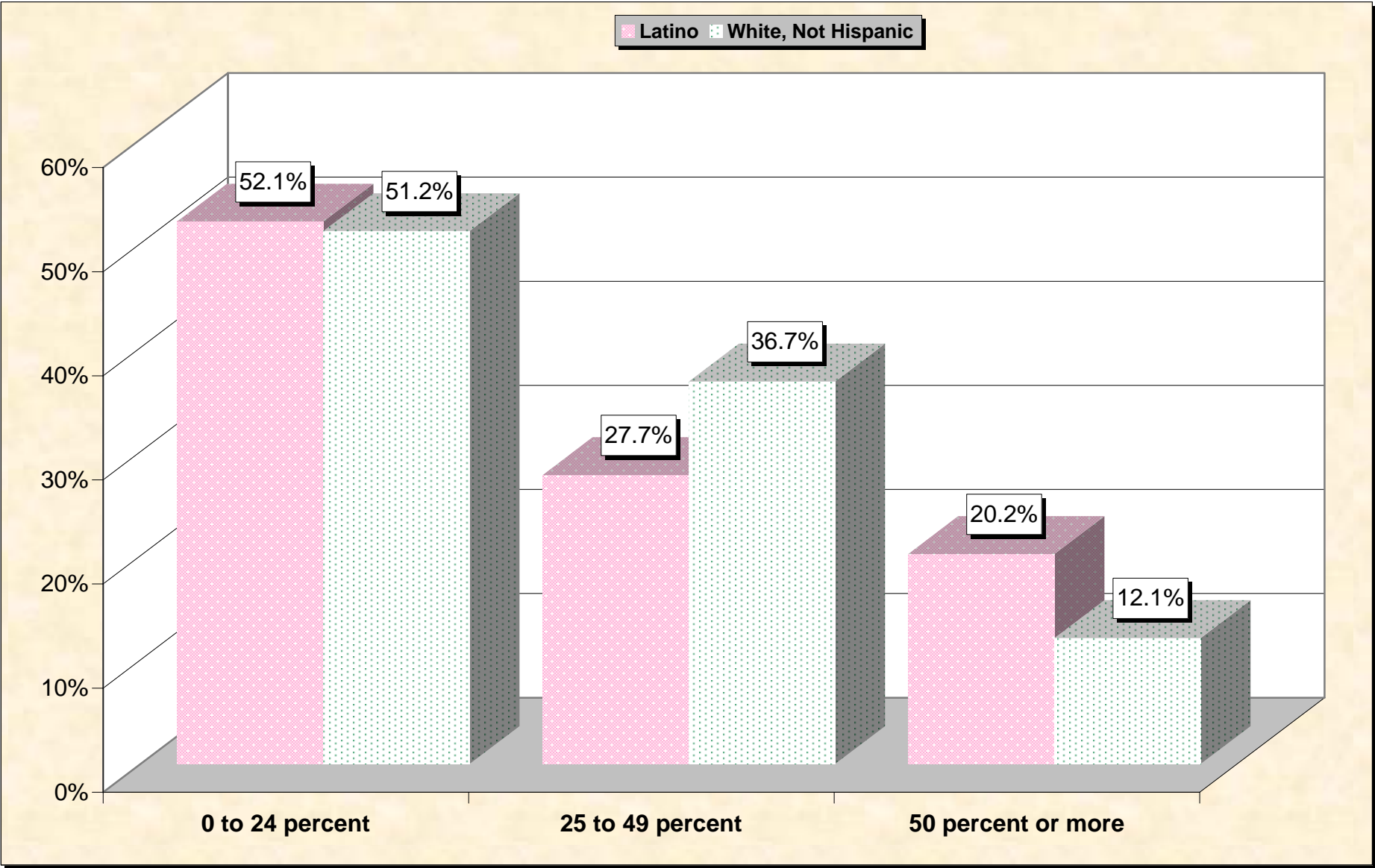
Source: Data Set: Census 2000 Summary File 3 (SF 3) - Sample Data -- HCT33H. VEHICLES AVAILABLE (HISPANIC OR LATINO HOUSEHOLDER) [3] - Universe: Occupied housing units with a householder who is Hispanic or Latino;; HCT33I. VEHICLES AVAILABLE (WHITE ALONE, NOT HISPANIC OR LATINO HOUSEHOLDER) [3] - Universe: Occupied housing units with a householder who is White alone, not Hispanic or Latino

Chart 15 -- Lack of Plumbing By Household Las Animas County, Colorado



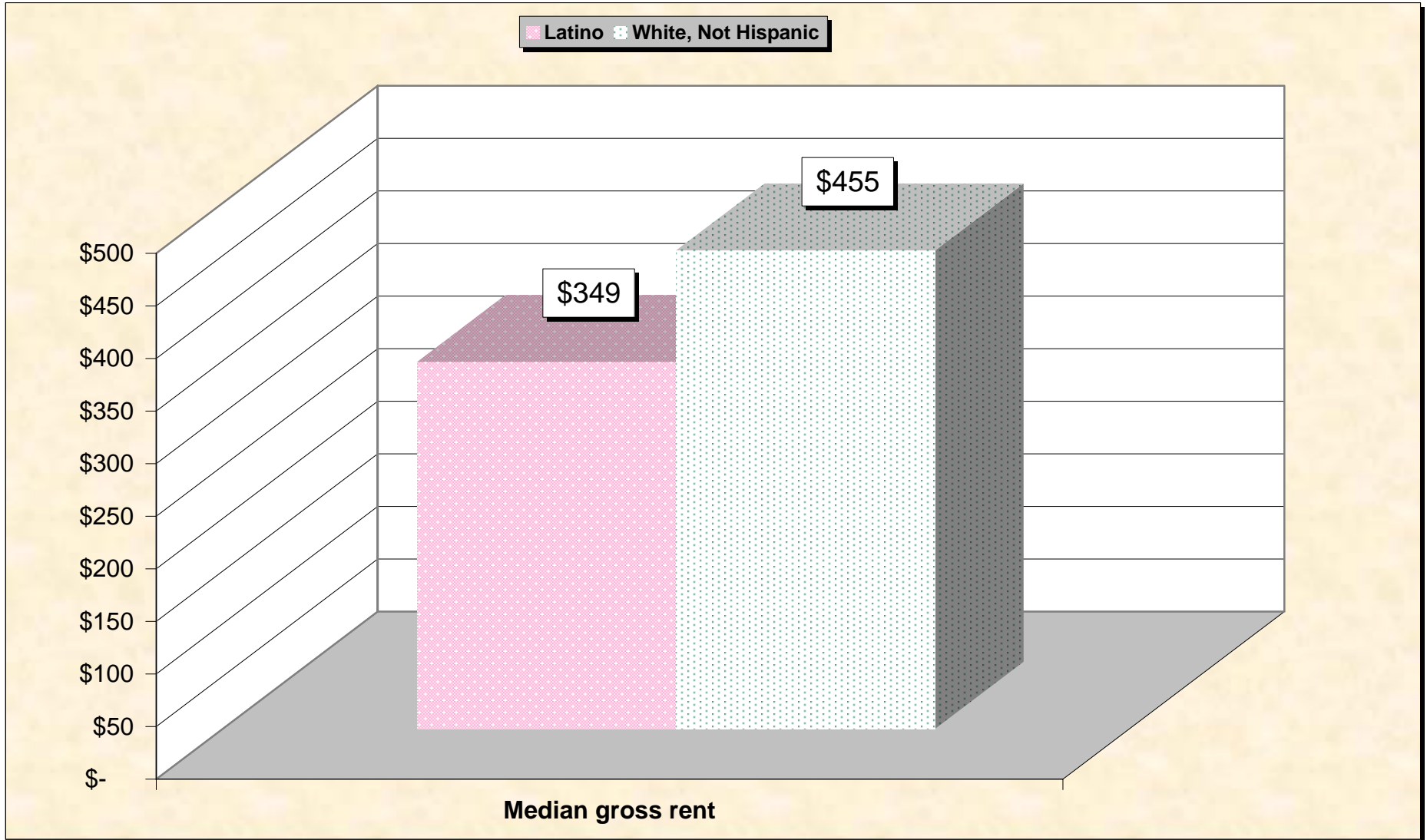
Source: Data Set: Census 2000 Summary File 3 (SF 3) - Sample Data -- HCT34H. PLUMBING FACILITIES (HISPANIC OR LATINO HOUSEHOLDER) [3] - Universe: Occupied housing units with a householder who is Hispanic or Latino; HCT34I. PLUMBING FACILITIES (WHITE ALONE, NOT HISPANIC OR LATINO HOUSEHOLDER) [3] - Universe: Occupied housing units with a householder who is White alone, not Hispanic or Latino.

Chart 16 -- Gross Rent as a Percentage of Household Income in 1999 Las Animas County, Colorado



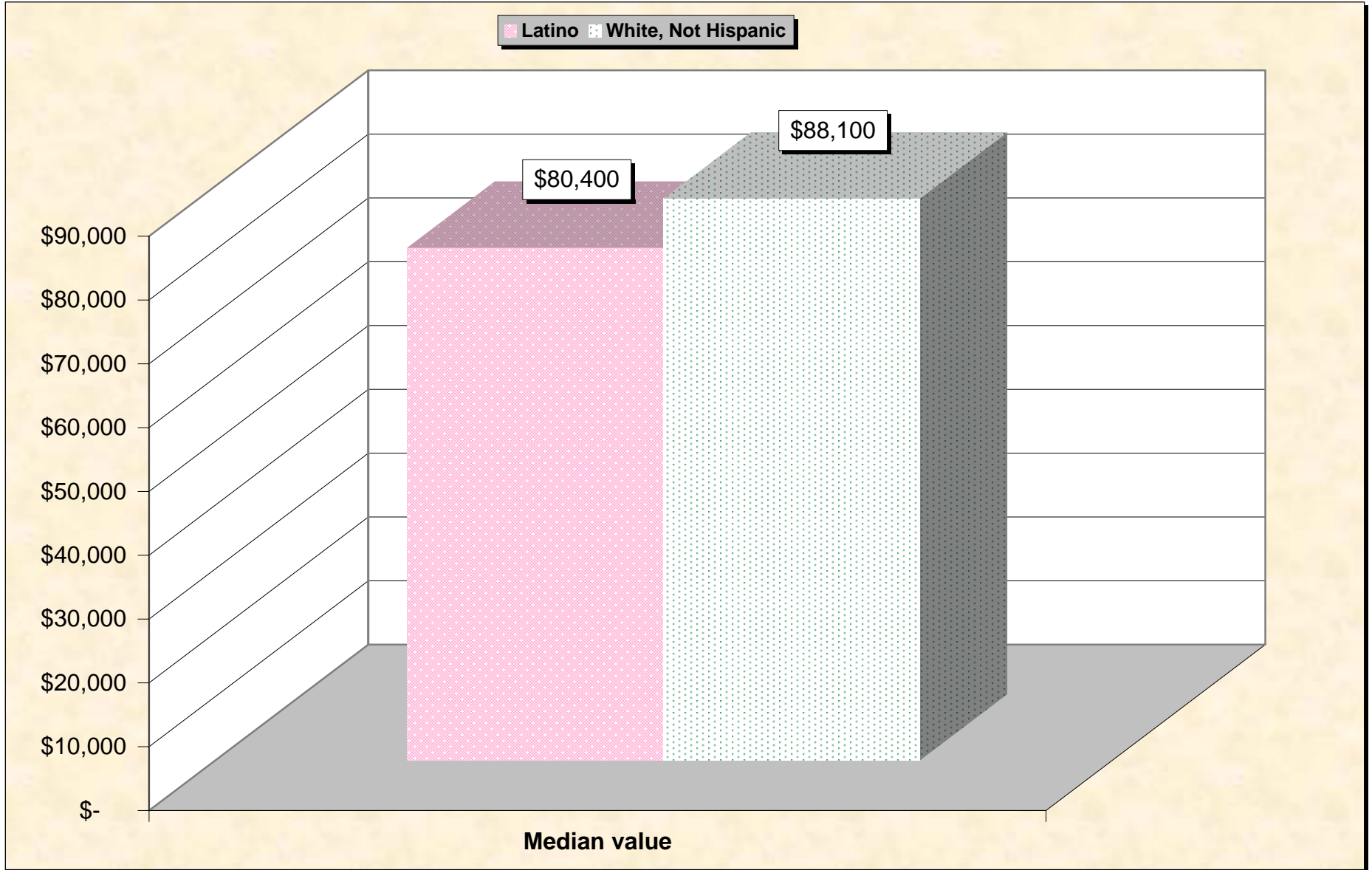
Source: Data Set: Census 2000 Summary File 3 (SF 3) - Sample Data -- HCT39H. GROSS RENT AS A PERCENTAGE OF HOUSEHOLD INCOME IN 1999 (HISPANIC OR LATINO HOUSEHOLDER) [11] - Universe: Specified renter-occupied housing units with a householder who is Hispanic or Latino; HCT39I. GROSS RENT AS A PERCENTAGE OF HOUSEHOLD INCOME IN 1999 (WHITE ALONE, NOT HISPANIC OR LATINO HOUSEHOLDER) [11] - Universe: Specified renter-occupied housing units with a householder who is White alone, not Hispanic or Latino.

Chart 17 -- Median Gross Rent By Household Las Animas County, Colorado



Source: Data Set: Census 2000 Summary File 3 (SF 3) - Sample Data -- HCT37H. MEDIAN GROSS RENT (DOLLARS) (HISPANIC OR LATINO HOUSEHOLDER) [1] - Universe: Specified renter-occupied housing units paying cash rent with a householder who is Hispanic or Latino; HCT37I. MEDIAN GROSS RENT (DOLLARS) (WHITE ALONE, NOT HISPANIC OR LATINO HOUSEHOLDER) [1] - Universe: Specified renter-occupied housing units paying cash rent with a householder who is White alone, not Hispanic or Latino

Chart 18 -- Median Home Value By Household Las Animas County, Colorado



Source: Data Set: Census 2000 Summary File 3 (SF 3) - Sample Data -- HCT42H. MEDIAN VALUE (DOLLARS) (HISPANIC OR LATINO HOUSEHOLDER) [1] - Universe: Specified owner-occupied housing units with a householder who is Hispanic or Latino; HCT42I. MEDIAN VALUE (DOLLARS) (WHITE ALONE, NOT HISPANIC OR LATINO HOUSEHOLDER) [1] - Universe: Specified owner-occupied housing units with a householder who is White alone, not Hispanic or Latino

HOUSEHOLDS BY AGE OF HOUSEHOLDER BY HOUSEHOLD TYPE (INCLUDING LIVING ALONE) BY PRESENCE OF OWN CHILDREN UNDER 18 YEARS

Source data for Chart 1

| | Latino Las Animas County, Colorado | White, Not Hispanic Las Animas County, Colorado |
|---|--|---|
| Total: | 2,530 | 3,479 |
| Householder 15 to 64 years: | 1,796 | 2,398 |
| Family households: | 1,303 | 1,775 |
| Married-couple family: | 831 | 1,485 |
| With own children under 18 years | 454 | 734 |
| No own children under 18 years | 377 | 751 |
| Other family: | 472 | 290 |
| Male householder, no wife present: | 167 | 82 |
| With own children under 18 years | 112 | 31 |
| No own children under 18 years | 55 | 51 |
| Female householder, no husband present: | 305 | 208 |
| With own children under 18 years | 250 | 163 |
| No own children under 18 years | 55 | 45 |
| Nonfamily households: | 493 | 623 |
| Householder living alone | 430 | 493 |
| Householder not living alone | 63 | 130 |
| Householder 65 years and over: | 734 | 1,081 |
| Family households: | 342 | 575 |
| Married-couple family: | 242 | 476 |
| With own children under 18 years | 8 | 5 |
| No own children under 18 years | 234 | 471 |
| Other family: | 100 | 99 |
| Male householder, no wife present: | 22 | 20 |
| With own children under 18 years | 0 | 0 |
| No own children under 18 years | 22 | 20 |
| Female householder, no husband present: | 78 | 79 |
| With own children under 18 years | 0 | 0 |
| No own children under 18 years | 78 | 79 |
| Nonfamily households: | 392 | 506 |
| Householder living alone | 368 | 499 |
| Householder not living alone | 24 | 7 |

Source: Data Set: Census 2000 Summary File 3 (SF 3) - Sample Data - P146H. HOUSEHOLDS BY AGE OF HOUSEHOLDER BY HOUSEHOLD TYPE (INCLUDING LIVING ALONE) BY PRESENCE OF OWN CHILDREN UNDER 18 YEARS (HISPANIC OR LATINO HOUSEHOLDER) [31] - Universe: Households with a householder who is Hispanic or Latino; P146I. HOUSEHOLDS BY AGE OF HOUSEHOLDER BY HOUSEHOLD TYPE (INCLUDING LIVING ALONE) BY PRESENCE OF OWN CHILDREN UNDER 18 YEARS (WHITE ALONE, NOT HISPANIC OR LATINO HOUSEHOLDER) [31] - Universe: Households with a householder who is White alone, not Hispanic or Latino.

SCHOOL ENROLLMENT BY LEVEL OF SCHOOL BY TYPE OF SCHOOL FOR THE POPULATION 3 YEARS AND OVER

Source data for Chart 2

| | Latino Las Animas County, Colorado | White, Not Hispanic Las Animas County, Colorado |
|--|--|---|
| Total: | 6,092 | 8,122 |
| Enrolled in nursery school, preschool: | 116 | 132 |
| Public school | 111 | 114 |
| Private school | 5 | 18 |
| Enrolled in kindergarten: | 95 | 86 |
| Public school | 79 | 78 |
| Private school | 16 | 8 |
| Enrolled in grade 1 to grade 8: | 861 | 809 |
| Public school | 766 | 716 |
| Private school | 95 | 93 |
| Enrolled in grade 9 to grade 12: | 393 | 439 |
| Public school | 376 | 393 |
| Private school | 17 | 46 |
| Enrolled in college: | 295 | 553 |
| Public school | 285 | 531 |
| Private school | 10 | 22 |
| Not enrolled in school | 4,332 | 6,103 |

Source: Data Set: Census 2000 Summary File 3 (SF 3) - Sample Data - P146H. HOUSEHOLDS BY AGE OF HOUSEHOLDER BY HOUSEHOLD TYPE (INCLUDING LIVING ALONE) BY PRESENCE OF OWN CHILDREN UNDER 18 YEARS (HISPANIC OR LATINO HOUSEHOLDER) [31] - Universe: Households with a householder who is Hispanic or Latino; P146I. HOUSEHOLDS BY AGE OF HOUSEHOLDER BY HOUSEHOLD TYPE (INCLUDING LIVING ALONE) BY PRESENCE OF OWN CHILDREN UNDER 18 YEARS (WHITE ALONE, NOT HISPANIC OR LATINO HOUSEHOLDER) [31] - Universe: Households with a householder who is White alone, not Hispanic or Latino.

SEX BY EDUCATIONAL ATTAINMENT FOR THE POPULATION 25 YEARS AND OVER

Source data for Chart 3

| | Latino Las Animas County, Colorado | White, Not Hispanic Las Animas County, Colorado |
|---|--|---|
| Total: | 3,914 | 6,075 |
| Male: | 1,842 | 2,901 |
| Less than 9th grade | 347 | 189 |
| 9th to 12th grade, no diploma | 275 | 286 |
| High school graduate (includes equivalency) | 497 | 805 |
| Some college, no degree | 374 | 669 |
| Associate degree | 189 | 343 |
| Bachelor's degree | 101 | 363 |
| Graduate or professional degree | 59 | 246 |
| Female: | 2,072 | 3,174 |
| Less than 9th grade | 357 | 184 |
| 9th to 12th grade, no diploma | 416 | 268 |
| High school graduate (includes equivalency) | 521 | 908 |
| Some college, no degree | 409 | 818 |
| Associate degree | 220 | 316 |
| Bachelor's degree | 109 | 425 |
| Graduate or professional degree | 40 | 255 |

Source: Data Set: Census 2000 Summary File 3 (SF 3) - Sample Data -- P148H. SEX BY EDUCATIONAL ATTAINMENT FOR THE POPULATION 25 YEARS AND OVER (HISPANIC OR LATINO) [17] - Universe: Hispanic or Latino population 25 years and over; P148I. SEX BY EDUCATIONAL ATTAINMENT FOR THE POPULATION 25 YEARS AND OVER (WHITE ALONE, NOT HISPANIC OR LATINO) [17] - Universe: White alone, not Hispanic or Latino population 25 years and over.

SEX BY EMPLOYMENT STATUS FOR THE POPULATION 16 YEARS AND OVER

Source data for Charts 4 and 5

| | Latino Las Animas County, Colorado | White, Not Hispanic Las Animas County, Colorado |
|--------------------|--|---|
| Total: | 4,738 | 6,901 |
| Male: | 2,301 | 3,306 |
| In labor force: | 1,228 | 2,163 |
| In Armed Forces | 0 | 2 |
| Civilian: | 1,228 | 2,161 |
| Employed | 1,134 | 2,082 |
| Unemployed | 94 | 79 |
| Not in labor force | 1,073 | 1,143 |
| Female: | 2,437 | 3,595 |
| In labor force: | 1,243 | 1,754 |
| In Armed Forces | 0 | 0 |
| Civilian: | 1,243 | 1,754 |
| Employed | 1,158 | 1,659 |
| Unemployed | 85 | 95 |
| Not in labor force | 1,194 | 1,841 |

Source: Data Set: Census 2000 Summary File 3 (SF 3) - Sample Data -- P150H. SEX BY EMPLOYMENT STATUS FOR THE POPULATION 16 YEARS AND OVER (HISPANIC OR LATINO) [15] - Universe: Hispanic or Latino population 16 years and over; P150I. SEX BY EMPLOYMENT STATUS FOR THE POPULATION 16 YEARS AND OVER (WHITE ALONE, NOT HISPANIC OR LATINO) [15] - Universe: White alone, not Hispanic or Latino population 16 years and over

HOUSEHOLD INCOME IN 1999

Source data for Chart 6

| | Latino Las Animas County, Colorado | White, Not Hispanic Las Animas County, Colorado |
|------------------------|--|---|
| Total: | 2530 | 3479 |
| Less than \$10,000 | 535 | 488 |
| \$10,000 to \$14,999 | 344 | 275 |
| \$15,000 to \$19,999 | 229 | 321 |
| \$20,000 to \$24,999 | 263 | 250 |
| \$25,000 to \$29,999 | 230 | 238 |
| \$30,000 to \$34,999 | 204 | 290 |
| \$35,000 to \$39,999 | 119 | 215 |
| \$40,000 to \$44,999 | 97 | 205 |
| \$45,000 to \$49,999 | 95 | 209 |
| \$50,000 to \$59,999 | 145 | 255 |
| \$60,000 to \$74,999 | 148 | 338 |
| \$75,000 to \$99,999 | 52 | 199 |
| \$100,000 to \$124,999 | 31 | 79 |
| \$125,000 to \$149,999 | 10 | 43 |
| \$150,000 to \$199,999 | 11 | 31 |
| \$200,000 or more | 17 | 43 |

Source: Data Set: Census 2000 Summary File 3 (SF 3) - Sample Data -- P151H. HOUSEHOLD INCOME IN 1999 (HISPANIC OR LATINO HOUSEHOLDER) [17] - Universe: Households with a householder who is Hispanic or Latino; P151I. HOUSEHOLD INCOME IN 1999 (WHITE ALONE, NOT HISPANIC OR LATINO HOUSEHOLDER) [17] - Universe: Households with a householder who is White alone, not Hispanic or Latino

MEDIAN FAMILY INCOME IN 1999

Source data for Chart 7

| | Latino Las Animas County, Colorado | White, Not Hispanic Las Animas County, Colorado |
|------------------------------|--|---|
| Median family income in 1999 | \$ 28,289 | \$ 40,280 |

Source: Data Set: Census 2000 Summary File 3 (SF 3) - Sample Data -- P155H. MEDIAN FAMILY INCOME IN 1999 (DOLLARS) (HISPANIC OR LATINO HOUSEHOLDER) [1] - Universe: Families with a householder who is Hispanic or Latino ; P155I. MEDIAN FAMILY INCOME IN 1999 (DOLLARS) (WHITE ALONE, NOT HISPANIC OR LATINO HOUSEHOLDER) [1] - Universe: Families with a householder who is White alone, not Hispanic or Latino

PER CAPITA INCOME IN 1999

Source data for Chart 8

| | Latino Las Animas County, Colorado | White, Not Hispanic Las Animas County, Colorado |
|---------------------------|--|---|
| Per capita income in 1999 | \$ 13,242 | \$ 19,864 |

Source: Data Set: Census 2000 Summary File 3 (SF 3) - Sample Data -- P157H. PER CAPITA INCOME IN 1999 (DOLLARS) (HISPANIC OR LATINO) [1] - Universe: Hispanic or Latino population; P157I. PER CAPITA INCOME IN 1999 (DOLLARS) (WHITE ALONE, NOT HISPANIC OR LATINO) [1] - Universe: White alone, not Hispanic or Latino population

POVERTY STATUS IN 1999 BY AGE

Source data for Chart 9

| | Latino Las Animas County, Colorado | White, Not Hispanic Las Animas County, Colorado |
|---|--|---|
| Total: | 6,241 | 8,173 |
| Income in 1999 below poverty level: | 1,417 | 1,012 |
| Under 5 years | 122 | 43 |
| 5 years | 28 | 9 |
| 6 to 11 years | 184 | 79 |
| 12 to 17 years | 120 | 107 |
| 18 to 64 years | 740 | 553 |
| 65 to 74 years | 106 | 97 |
| 75 years and over | 117 | 124 |
| Income in 1999 at or above poverty level: | 4,824 | 7,161 |
| Under 5 years | 300 | 338 |
| 5 years | 62 | 122 |
| 6 to 11 years | 497 | 493 |
| 12 to 17 years | 487 | 526 |
| 18 to 64 years | 2,680 | 4,298 |
| 65 to 74 years | 477 | 732 |
| 75 years and over | 321 | 652 |

Source: Data Set: Census 2000 Summary File 3 (SF 3) - Sample Data -- P159H. POVERTY STATUS IN 1999 BY AGE (HISPANIC OR LATINO) [17] - Universe: Hispanic or Latino population for whom poverty status is determined;P159I. POVERTY STATUS IN 1999 BY AGE (WHITE ALONE, NOT HISPANIC OR LATINO) [17] - Universe: White alone, not Hispanic or Latino population for whom poverty status is determined.

MEDIAN EARNINGS IN 1999

Source data for Chart 10

| | Latino Las Animas County, Colorado | White, Not Hispanic Las Animas County, Colorado |
|---|--|---|
| Median earnings in 1999 -- | | |
| Worked full-time, year-round in 1999 -- | | |
| Total | \$ 21,645 | \$ 26,573 |
| Male | \$ 25,359 | \$ 29,725 |
| Female | \$ 18,490 | \$ 22,572 |
| Other -- | | |
| Total | \$ 7,686 | \$ 8,860 |
| Male | \$ 9,962 | \$ 11,725 |
| Female | \$ 6,416 | \$ 7,273 |

Source: Data Set: Census 2000 Summary File 3 (SF 3) - Sample Data -- PCT74H. MEDIAN EARNINGS IN 1999 (DOLLARS) BY WORK EXPERIENCE IN 1999 BY SEX FOR THE POPULATION 16 YEARS AND OVER WITH EARNINGS (HISPANIC OR LATINO) [6] - Universe: Hispanic or Latino population 16 years and over with earnings in 1999; PCT74I. MEDIAN EARNINGS IN 1999 (DOLLARS) BY WORK EXPERIENCE IN 1999 BY SEX FOR THE POPULATION 16 YEARS AND OVER WITH EARNINGS (WHITE ALONE, NOT HISPANIC OR LATINO) [6] - Universe: White alone, not Hispanic or Latino population 16 years and over with earnings in 1999

TENURE BY RACE OF HOUSEHOLDER

Source data for Chart 11

| | Latino Las Animas County, Colorado | White, Not Hispanic Las Animas County, Colorado |
|-----------------|--|---|
| Total: | 2,423 | 3,596 |
| Owner occupied | 1,572 | 2,665 |
| Renter occupied | 851 | 931 |

Source: Data Set: Census 2000 Summary File 3 (SF 3) - Sample Data -- H12. TENURE (HISPANIC OR LATINO HOUSEHOLDER) [3] - Universe: Occupied housing units with a householder who is Hispanic or Latino; H13. TENURE (WHITE ALONE, NOT HISPANIC OR LATINO HOUSEHOLDER) [3] - Universe: Occupied housing units with a householder who is White alone, not Hispanic or Latino.

OCCUPANTS PER ROOM

Source data for Chart 12

| | Latino Las Animas County, Colorado | White, Not Hispanic Las Animas County, Colorado |
|---------------------------------|--|---|
| Total: | 2,423 | 3,596 |
| 1.00 or less occupants per room | 2,278 | 3,507 |
| 1.01 or more occupants per room | 145 | 89 |

Source: Data Set: Census 2000 Summary File 3 (SF 3) - Sample Data -- HCT29H. OCCUPANTS PER ROOM (HISPANIC OR LATINO HOUSEHOLDER) [3] - Universe: Occupied housing units with a householder who is Hispanic or Latino; HCT29I. OCCUPANTS PER ROOM (WHITE ALONE, NOT HISPANIC OR LATINO HOUSEHOLDER) [3] - Universe: Occupied housing units with a householder who is White alone, not Hispanic or Latino

TELEPHONE SERVICE AVAILABLE

Source data for Chart 13

| | Latino Las Animas County, Colorado | White, Not Hispanic Las Animas County, Colorado |
|----------------------------------|--|---|
| Total: | 2,423 | 3,596 |
| With telephone service available | 2,300 | 3,470 |
| No telephone service available | 123 | 126 |

Source: Data Set: Census 2000 Summary File 3 (SF 3) - Sample Data -- HCT32H. TELEPHONE SERVICE AVAILABLE (HISPANIC OR LATINO HOUSEHOLDER) [3] - Universe: Occupied housing units with a householder who is Hispanic or Latino; HCT32I. TELEPHONE SERVICE AVAILABLE (WHITE ALONE, NOT HISPANIC OR LATINO HOUSEHOLDER) [3] - Universe: Occupied housing units with a householder who is White alone, not Hispanic or Latino

VEHICLES AVAILABLE

Source data for Chart 14

| | Latino Las Animas County, Colorado | White, Not Hispanic Las Animas County, Colorado |
|------------------------------|--|---|
| Total: | 2,423 | 3,596 |
| No vehicle available | 309 | 309 |
| 1 or more vehicles available | 2,114 | 3,287 |

Source: Data Set: Census 2000 Summary File 3 (SF 3) - Sample Data -- HCT33H. VEHICLES AVAILABLE (HISPANIC OR LATINO HOUSEHOLDER) [3] - Universe: Occupied housing units with a householder who is Hispanic or Latino;; HCT33I. VEHICLES AVAILABLE (WHITE ALONE, NOT HISPANIC OR LATINO HOUSEHOLDER) [3] - Universe: Occupied housing units with a householder who is White alone, not Hispanic or Latino

PLUMBING FACILITIES

Source data for Chart 15

| | Latino Las Animas County, Colorado | White, Not Hispanic Las Animas County, Colorado |
|--------------------------------------|--|---|
| Total: | 2,423 | 3,596 |
| Complete plumbing facilities | 2,384 | 3,470 |
| Lacking complete plumbing facilities | 39 | 126 |

Source: Data Set: Census 2000 Summary File 3 (SF 3) - Sample Data -- HCT34H. PLUMBING FACILITIES (HISPANIC OR LATINO HOUSEHOLDER) [3] - Universe: Occupied housing units with a householder who is Hispanic or Latino; HCT34I. PLUMBING FACILITIES (WHITE ALONE, NOT HISPANIC OR LATINO HOUSEHOLDER) [3] - Universe: Occupied housing units with a householder who is White alone, not Hispanic or Latino.

GROSS RENT AS A PERCENTAGE OF HOUSEHOLD INCOME IN 1999

Source data for Chart 16

| | Latino Las Animas County, Colorado | White, Not Hispanic Las Animas County, Colorado |
|----------------------|--|---|
| Total: | 840 | 830 |
| Less than 10 percent | 74 | 103 |
| 10 to 14 percent | 59 | 88 |
| 15 to 19 percent | 127 | 117 |
| 20 to 24 percent | 138 | 39 |
| 25 to 29 percent | 48 | 74 |
| 30 to 34 percent | 77 | 81 |
| 35 to 39 percent | 30 | 10 |
| 40 to 49 percent | 57 | 84 |
| 50 percent or more | 154 | 82 |
| Not computed | 76 | 152 |

Source: Data Set: Census 2000 Summary File 3 (SF 3) - Sample Data -- HCT39H. GROSS RENT AS A PERCENTAGE OF HOUSEHOLD INCOME IN 1999 (HISPANIC OR LATINO HOUSEHOLDER) [11] - Universe: Specified renter-occupied housing units with a householder who is Hispanic or Latino; HCT39I. GROSS RENT AS A PERCENTAGE OF HOUSEHOLD INCOME IN 1999 (WHITE ALONE, NOT HISPANIC OR LATINO HOUSEHOLDER) [11] - Universe: Specified renter-occupied housing units with a householder who is White alone, not Hispanic or Latino.

MEDIAN GROSS RENT

Source data for Chart 17

| | Latino Las Animas County, Colorado | White, Not Hispanic Las Animas County, Colorado |
|-------------------|--|---|
| Median gross rent | \$ 349 | \$ 455 |

Source: Data Set: Census 2000 Summary File 3 (SF 3) - Sample Data -- HCT37H. MEDIAN GROSS RENT (DOLLARS) (HISPANIC OR LATINO HOUSEHOLDER) [1] - Universe: Specified renter-occupied housing units paying cash rent with a householder who is Hispanic or Latino; HCT37I. MEDIAN GROSS RENT (DOLLARS) (WHITE ALONE, NOT HISPANIC OR LATINO HOUSEHOLDER) [1] - Universe: Specified renter-occupied housing units paying cash rent with a householder who is White alone, not Hispanic or Latino

MEDIAN HOME VALUE

Source data for Chart 18

| | Latino Las Animas County, Colorado | White, Not Hispanic Las Animas County, Colorado |
|--------------|--|---|
| Median value | \$ 80,400 | \$ 88,100 |

Source: Data Set: Census 2000 Summary File 3 (SF 3) - Sample Data -- HCT42H. MEDIAN VALUE (DOLLARS) (HISPANIC OR LATINO HOUSEHOLDER) [1] - Universe: Specified owner-occupied housing units with a householder who is Hispanic or Latino; HCT42I. MEDIAN VALUE (DOLLARS) (WHITE ALONE, NOT HISPANIC OR LATINO HOUSEHOLDER) [1] - Universe: Specified owner-occupied housing units with a householder who is White alone, not Hispanic or Latino