

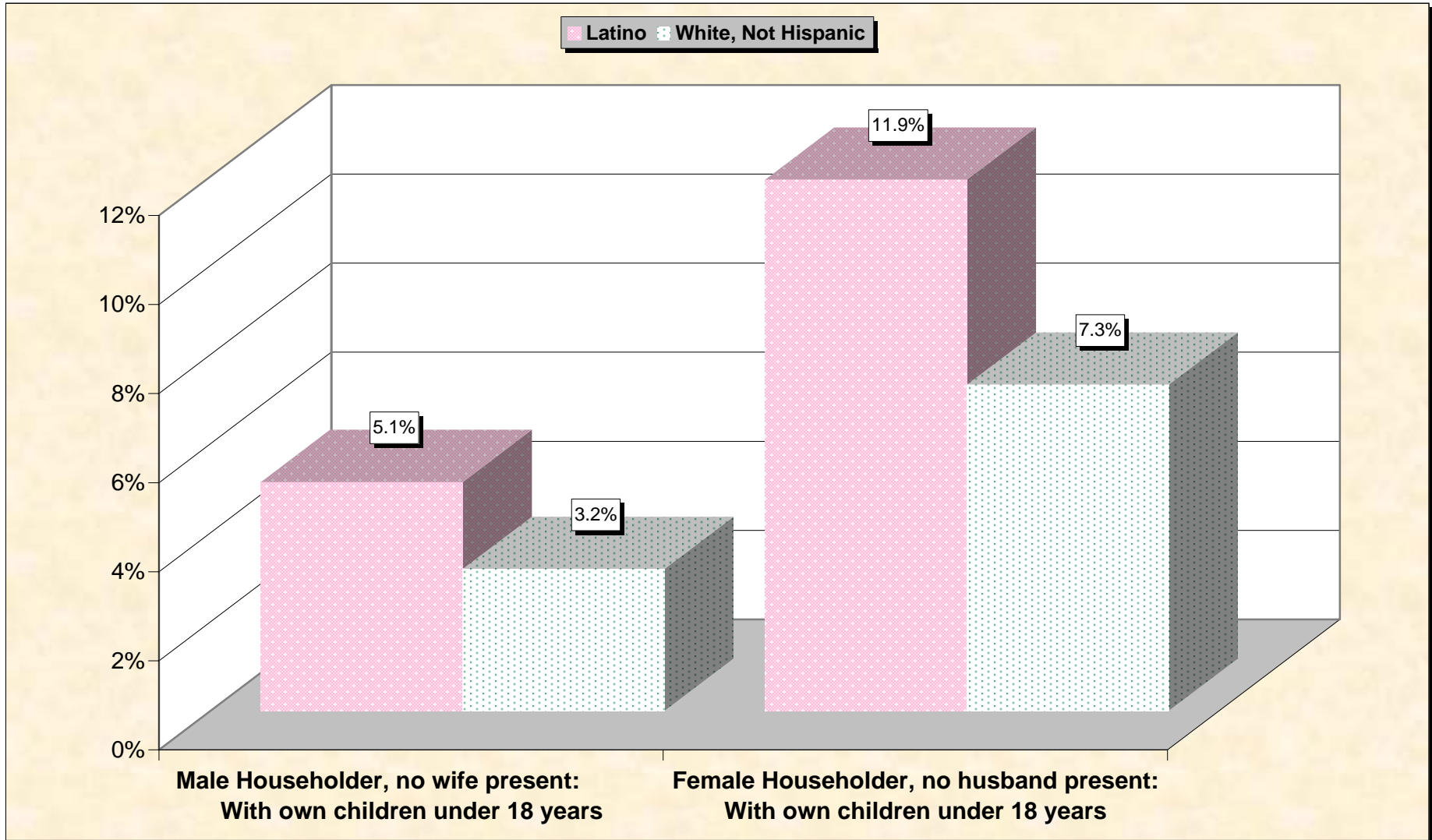
# **Selected Socio-Economic Data**

## **Apache County, Arizona**

### **Latino and White, Not Hispanic**

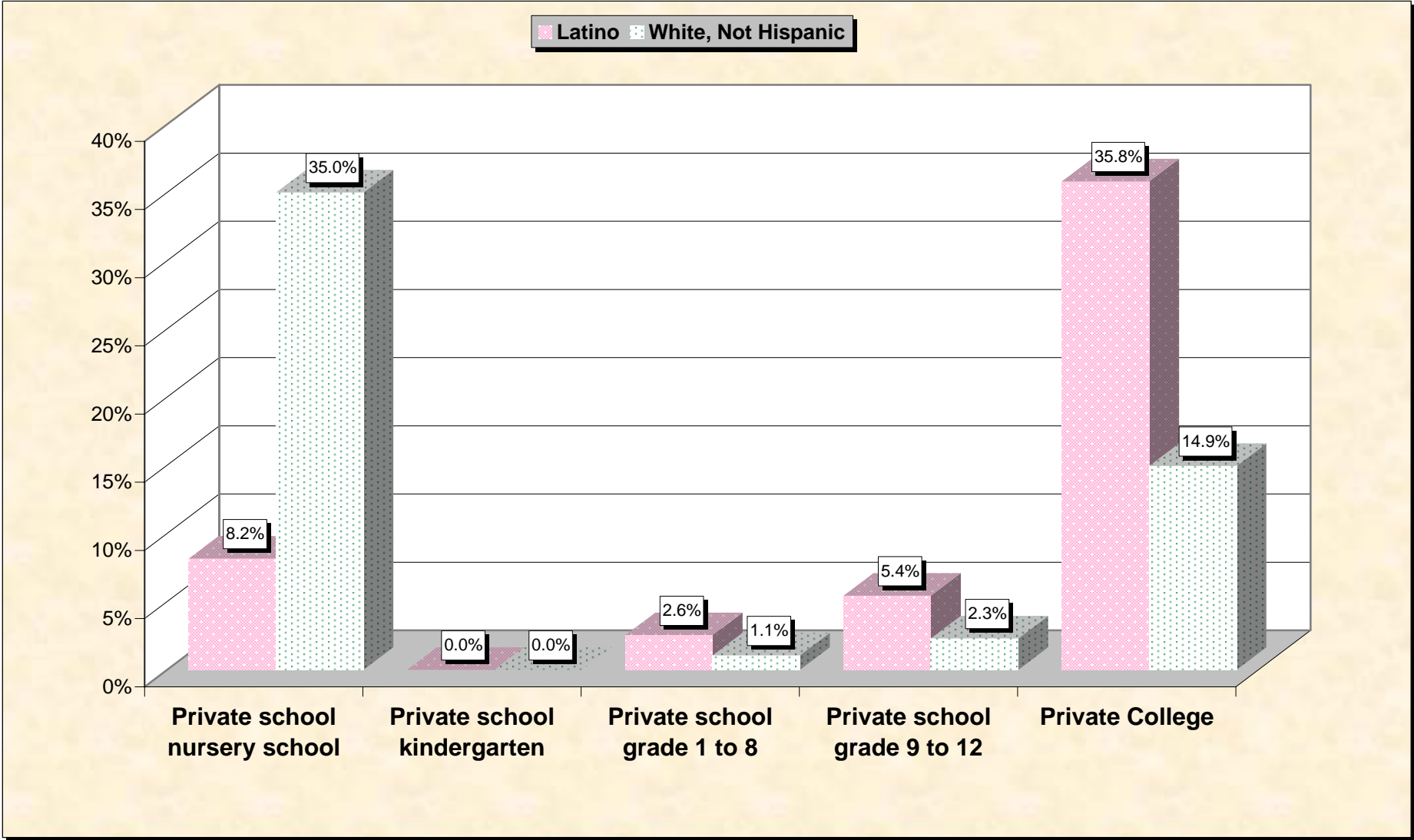
**Data Set: Census 2000 Summary File 3 (SF 3) - Sample Data**

# Chart 1 -- Single-Parent Family Households (Householder 15 to 64 years) Apache County, Arizona



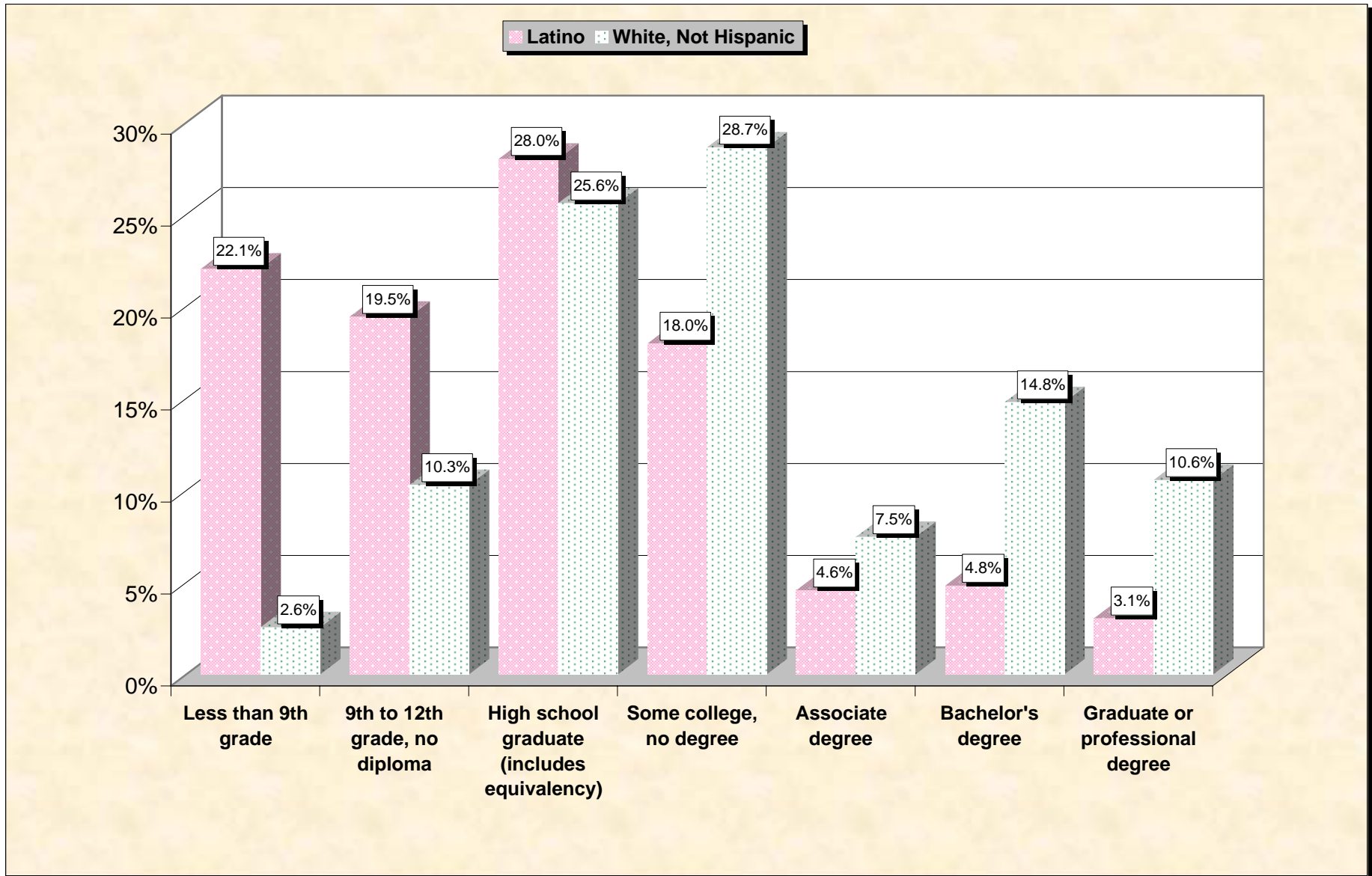
Source: Data Set: Census 2000 Summary File 3 (SF 3) - Sample Data - P146H. HOUSEHOLDS BY AGE OF HOUSEHOLDER BY HOUSEHOLD TYPE (INCLUDING LIVING ALONE) BY PRESENCE OF OWN CHILDREN UNDER 18 YEARS (HISPANIC OR LATINO HOUSEHOLDER) [31] - Universe: Households with a householder who is Hispanic or Latino; P146I. HOUSEHOLDS BY AGE OF HOUSEHOLDER BY HOUSEHOLD TYPE (INCLUDING LIVING ALONE) BY PRESENCE OF OWN CHILDREN UNDER 18 YEARS (WHITE ALONE, NOT HISPANIC OR LATINO HOUSEHOLDER) [31] - Universe: Households with a householder who is White alone, not Hispanic or Latino.

# Chart 2 -- Private School Enrollment (3 years and over) Apache County, Arizona



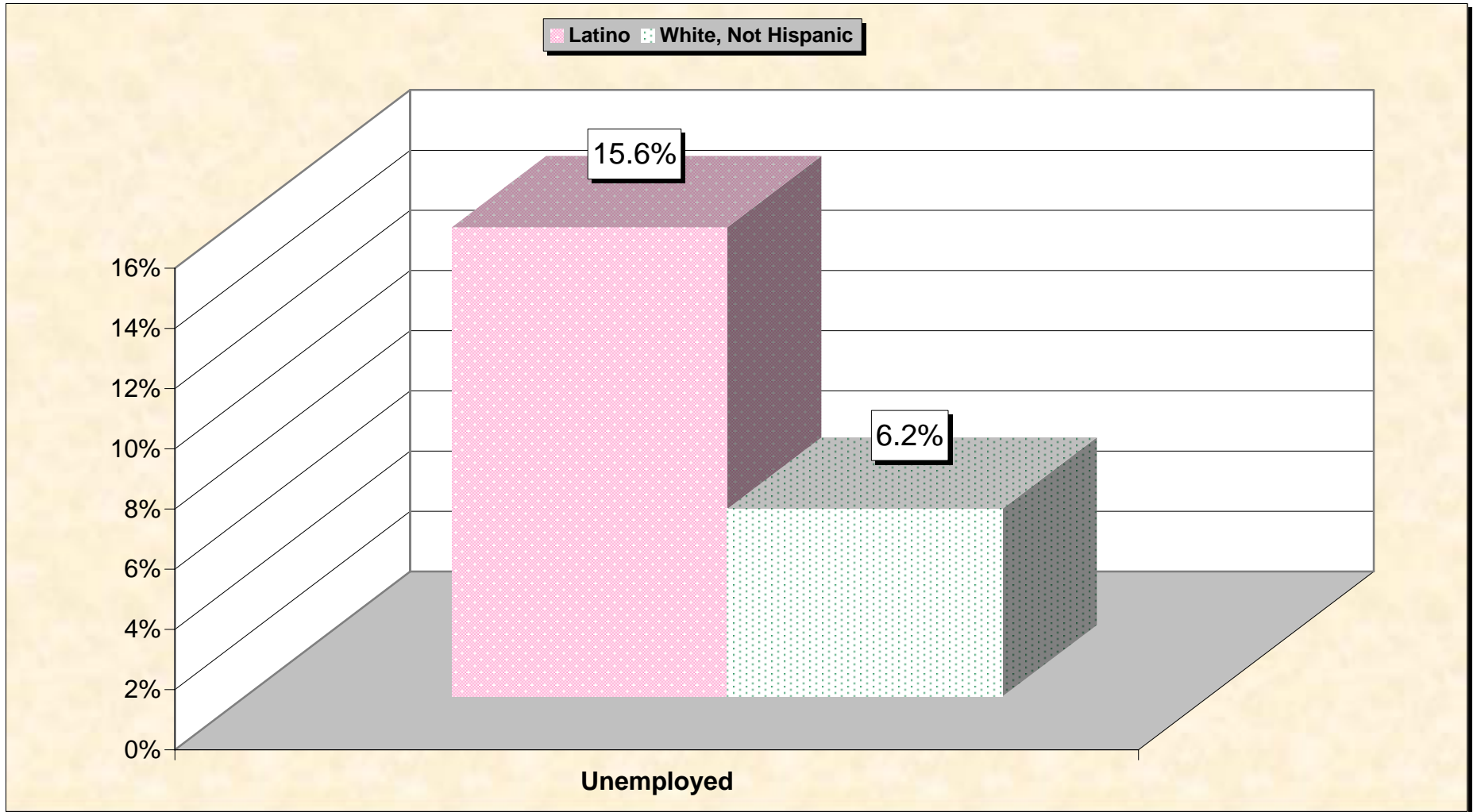
Source: Data Set: Census 2000 Summary File 3 (SF 3) - Sample Data -- P147H. SCHOOL ENROLLMENT BY LEVEL OF SCHOOL BY TYPE OF SCHOOL FOR THE POPULATION 3 YEARS AND OVER (HISPANIC OR LATINO ) [17] - Universe: Hispanic or Latino population 3 years and over; P147I. SCHOOL ENROLLMENT BY LEVEL OF SCHOOL BY TYPE OF SCHOOL FOR THE POPULATION 3 YEARS AND OVER (WHITE ALONE, NOT HISPANIC OR LATINO) [17] - Universe: White alone, not Hispanic or Latino population 3 years and over.

### Chart 3 -- Educational Attainment (25 years and over) Apache County, Arizona



Source: Data Set: Census 2000 Summary File 3 (SF 3) - Sample Data -- P148H. SEX BY EDUCATIONAL ATTAINMENT FOR THE POPULATION 25 YEARS AND OVER (HISPANIC OR LATINO) [17] - Universe: Hispanic or Latino population 25 years and over; P148I. SEX BY EDUCATIONAL ATTAINMENT FOR THE POPULATION 25 YEARS AND OVER (WHITE ALONE, NOT HISPANIC OR LATINO) [17] - Universe: White alone, not Hispanic or Latino population 25 years and over.

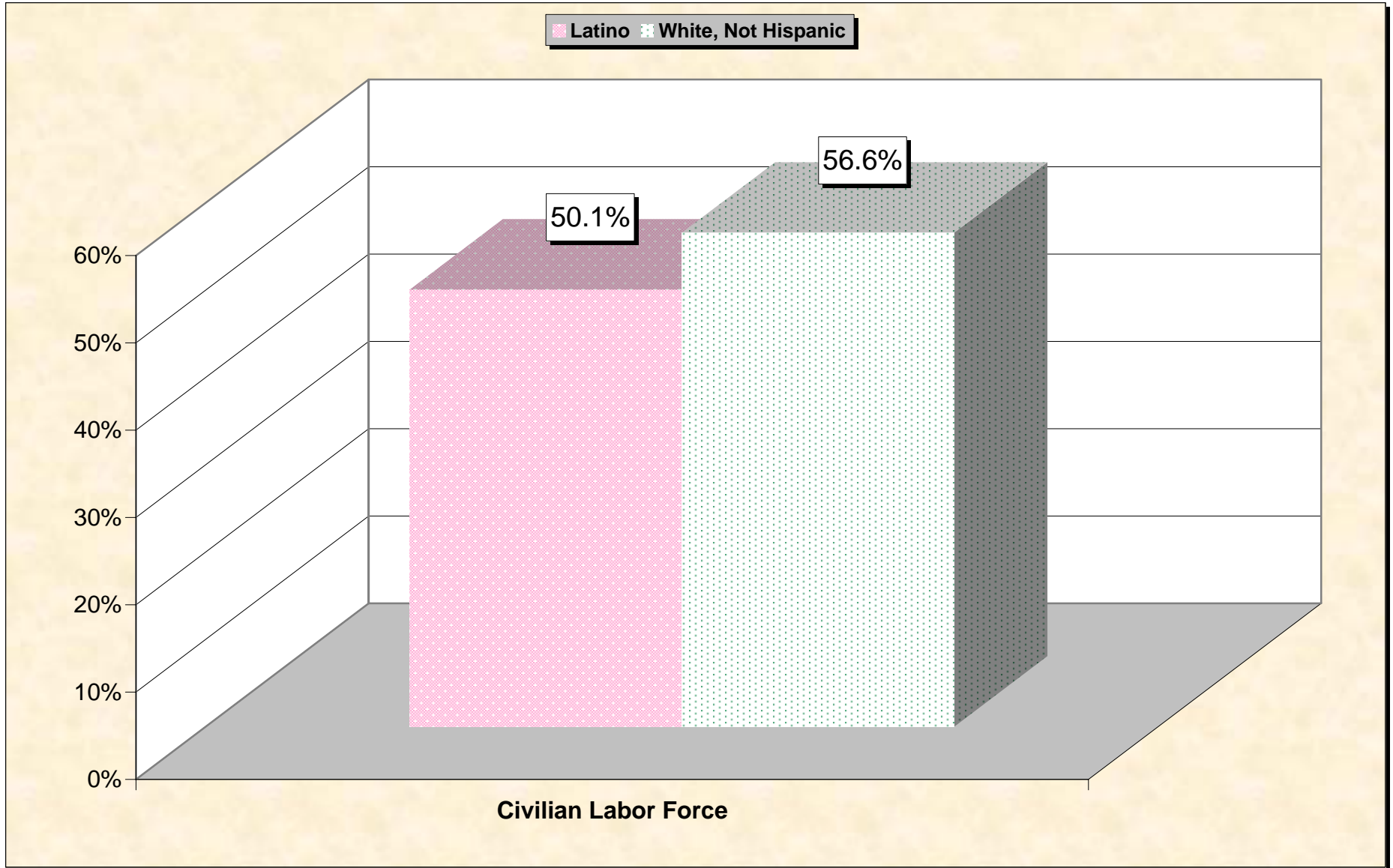
## Chart 4 -- Unemployment Rate (Civilian Labor Force) Apache County, Arizona



**Note:** Unemployment rate is defined as a percentage of the civilian labor force.

Source: Data Set: Census 2000 Summary File 3 (SF 3) - Sample Data -- P150H. SEX BY EMPLOYMENT STATUS FOR THE POPULATION 16 YEARS AND OVER (HISPANIC OR LATINO ) [15] - Universe: Hispanic or Latino population 16 years and over; P150I. SEX BY EMPLOYMENT STATUS FOR THE POPULATION 16 YEARS AND OVER (WHITE ALONE, NOT HISPANIC OR LATINO) [15] - Universe: White alone, not Hispanic or Latino population 16 years and over

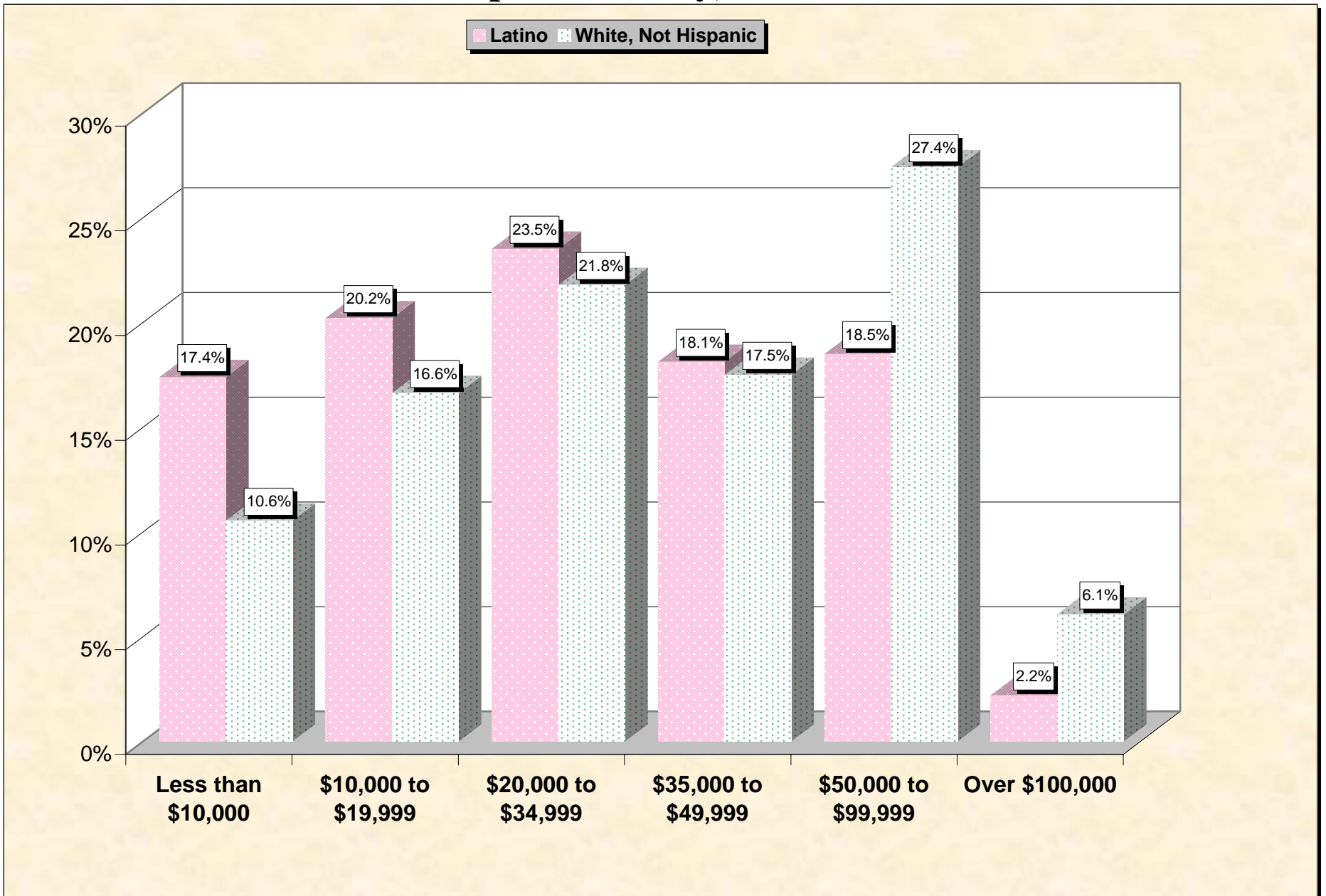
# Chart 5 -- Labor Force Participation (Civilian Labor Force) Apache County, Arizona



**Note:** Labor force participation rate is defined as a percentage of the civilian population over 16.

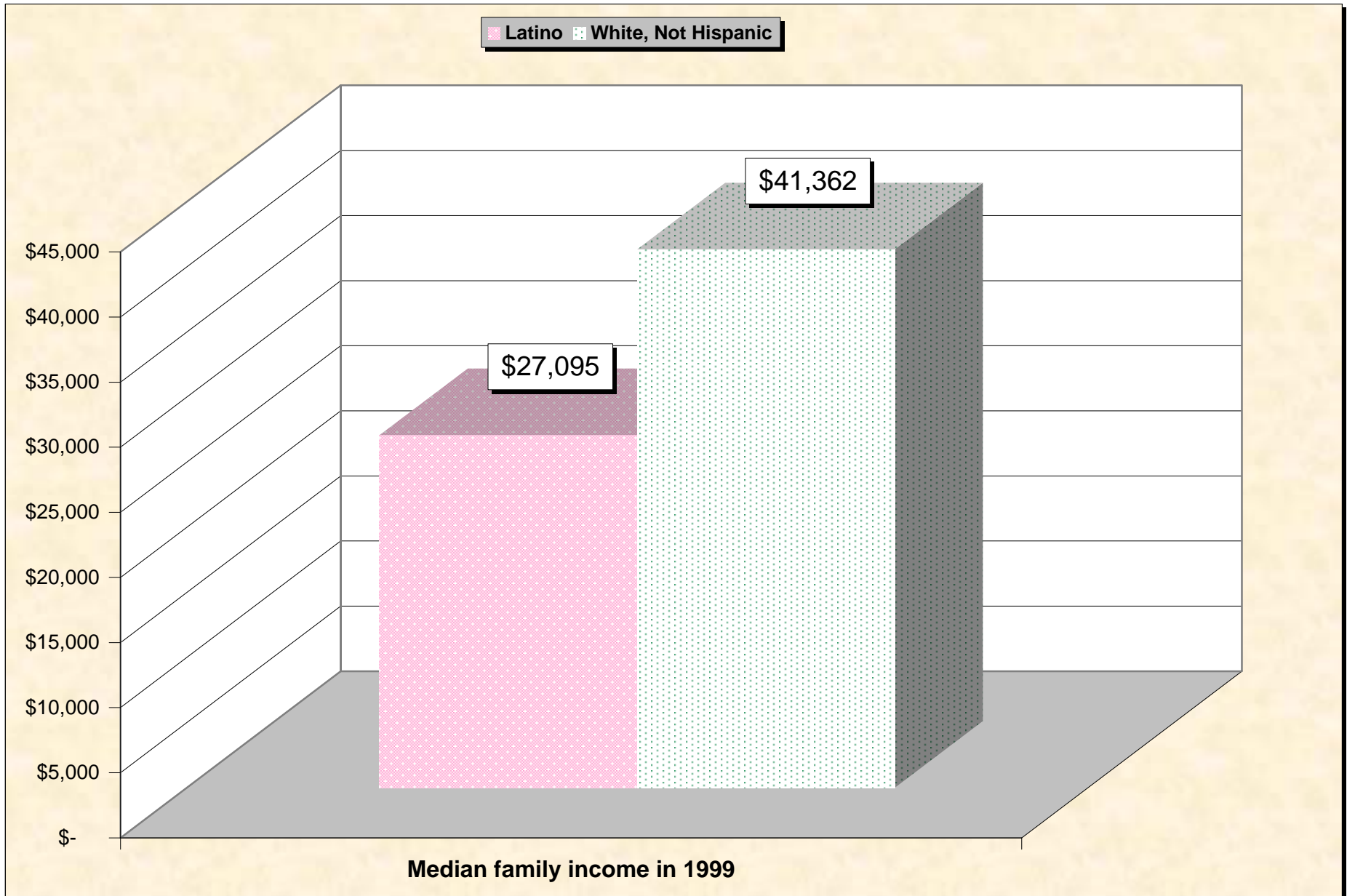
Source: Data Set: Census 2000 Summary File 3 (SF 3) - Sample Data -- P150H. SEX BY EMPLOYMENT STATUS FOR THE POPULATION 16 YEARS AND OVER (HISPANIC OR LATINO) [15] - Universe: Hispanic or Latino population 16 years and over; P150I. SEX BY EMPLOYMENT STATUS FOR THE POPULATION 16 YEARS AND OVER (WHITE ALONE, NOT HISPANIC OR LATINO) [15] - Universe: White alone, not Hispanic or Latino population 16 years and over

## Chart 6 -- Household Income in 1999 Apache County, Arizona



Source: Data Set: Census 2000 Summary File 3 (SF 3) - Sample Data -- P151H. HOUSEHOLD INCOME IN 1999 (HISPANIC OR LATINO HOUSEHOLDER) [17] - Universe: Households with a householder who is Hispanic or Latino; P151I. HOUSEHOLD INCOME IN 1999 (WHITE ALONE, NOT HISPANIC OR LATINO HOUSEHOLDER) [17] - Universe: Households with a householder who is White alone, not Hispanic or Latino

# Chart 7 -- Median Family Income In 1999 Apache County, Arizona

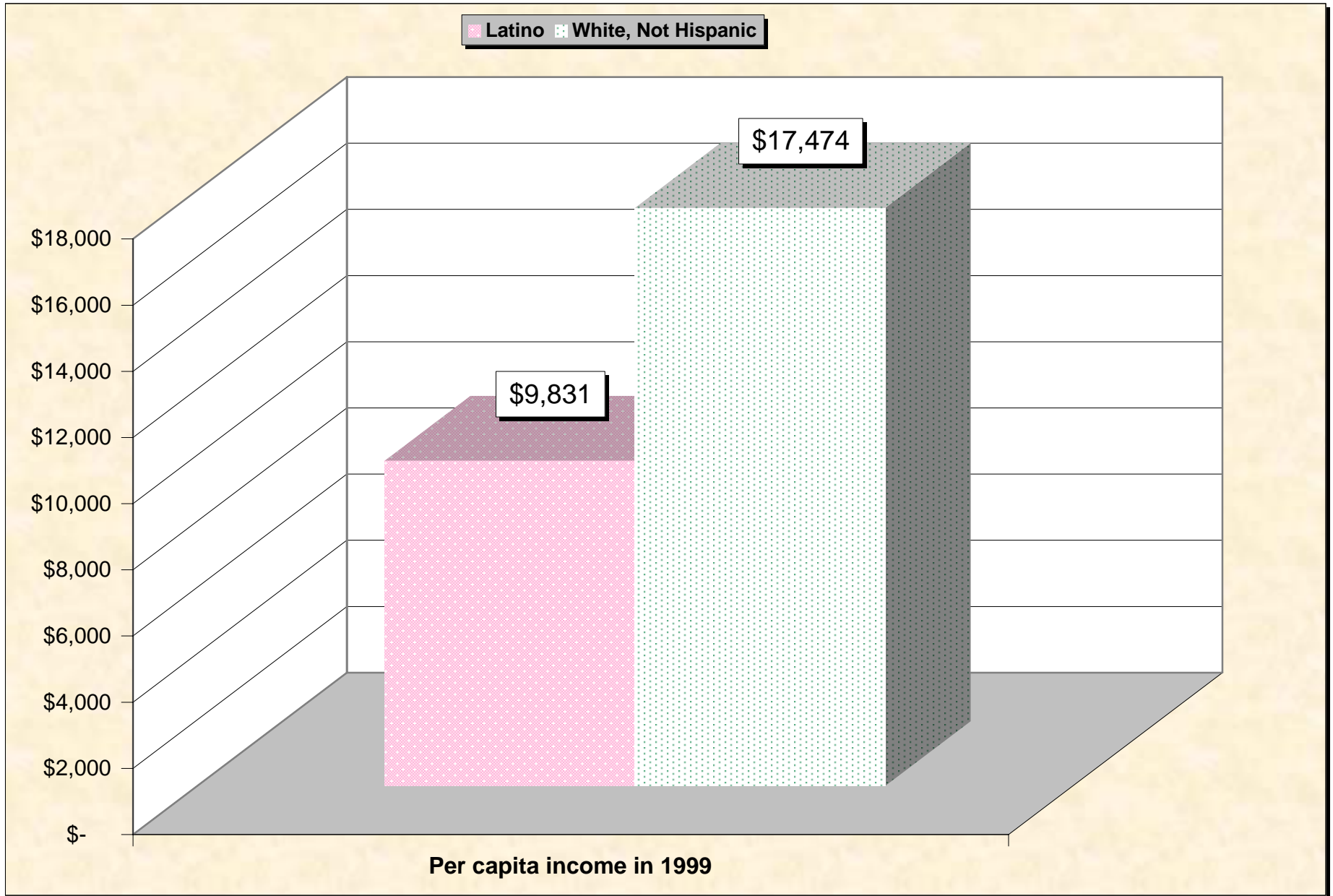


Source: Data Set: Census 2000 Summary File 3 (SF 3) - Sample Data -- P155H. MEDIAN FAMILY INCOME IN 1999 (DOLLARS) (HISPANIC OR LATINO HOUSEHOLDER) [1] - Universe: Families with a householder who is Hispanic or Latino ; P155I. MEDIAN FAMILY INCOME IN 1999 (DOLLARS) (WHITE ALONE, NOT HISPANIC OR LATINO HOUSEHOLDER) [1] - Universe: Families with a householder who is White alone, not Hispanic or Latino



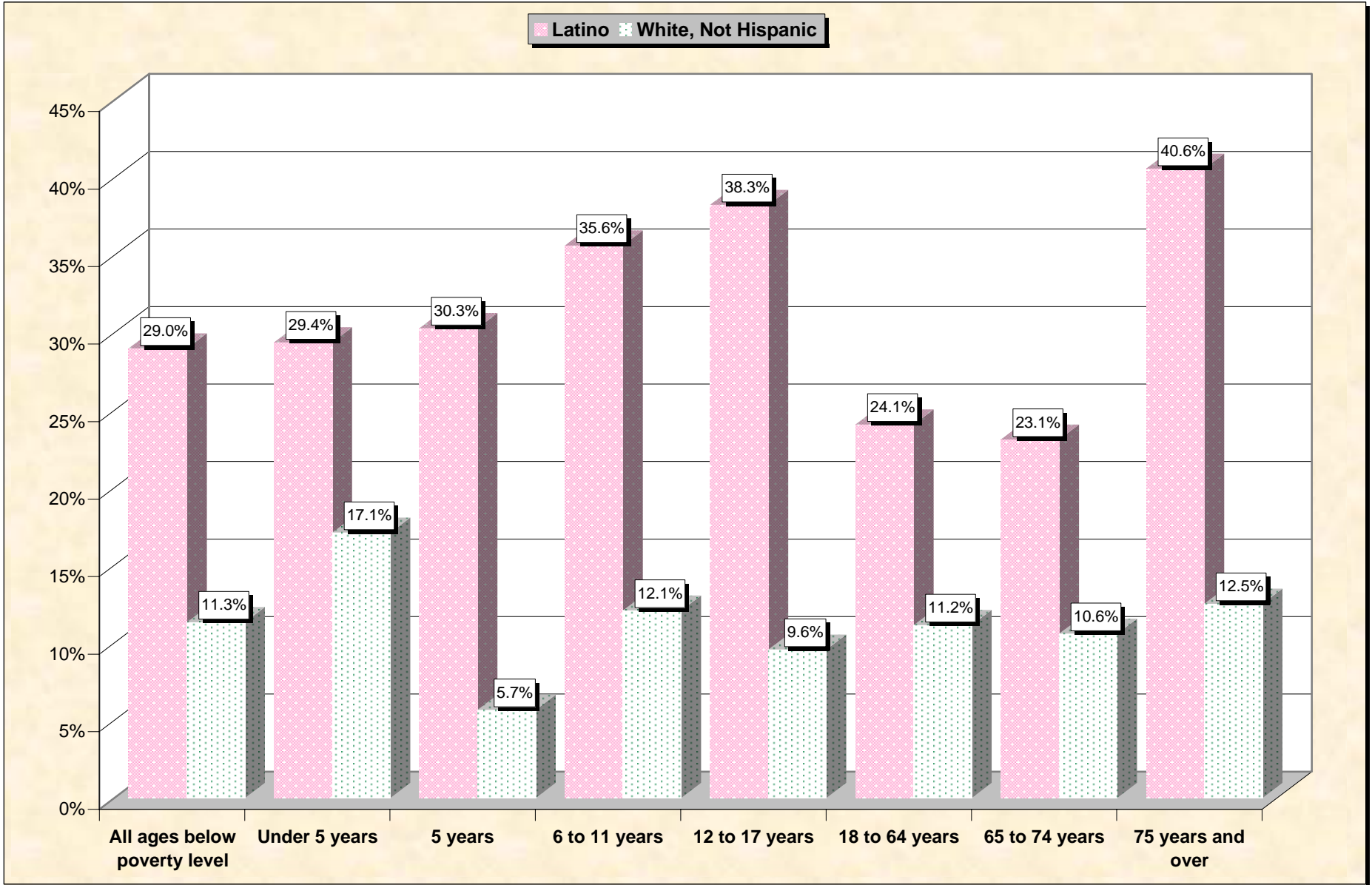
# Chart 8 -- Per Capita Income In 1999

## Apache County, Arizona



Source: Data Set: Census 2000 Summary File 3 (SF 3) - Sample Data -- P157H. PER CAPITA INCOME IN 1999 (DOLLARS) (HISPANIC OR LATINO ) [1] - Universe: Hispanic or Latino population; P157I. PER CAPITA INCOME IN 1999 (DOLLARS) (WHITE ALONE, NOT HISPANIC OR LATINO) [1] - Universe: White alone, not Hispanic or Latino population

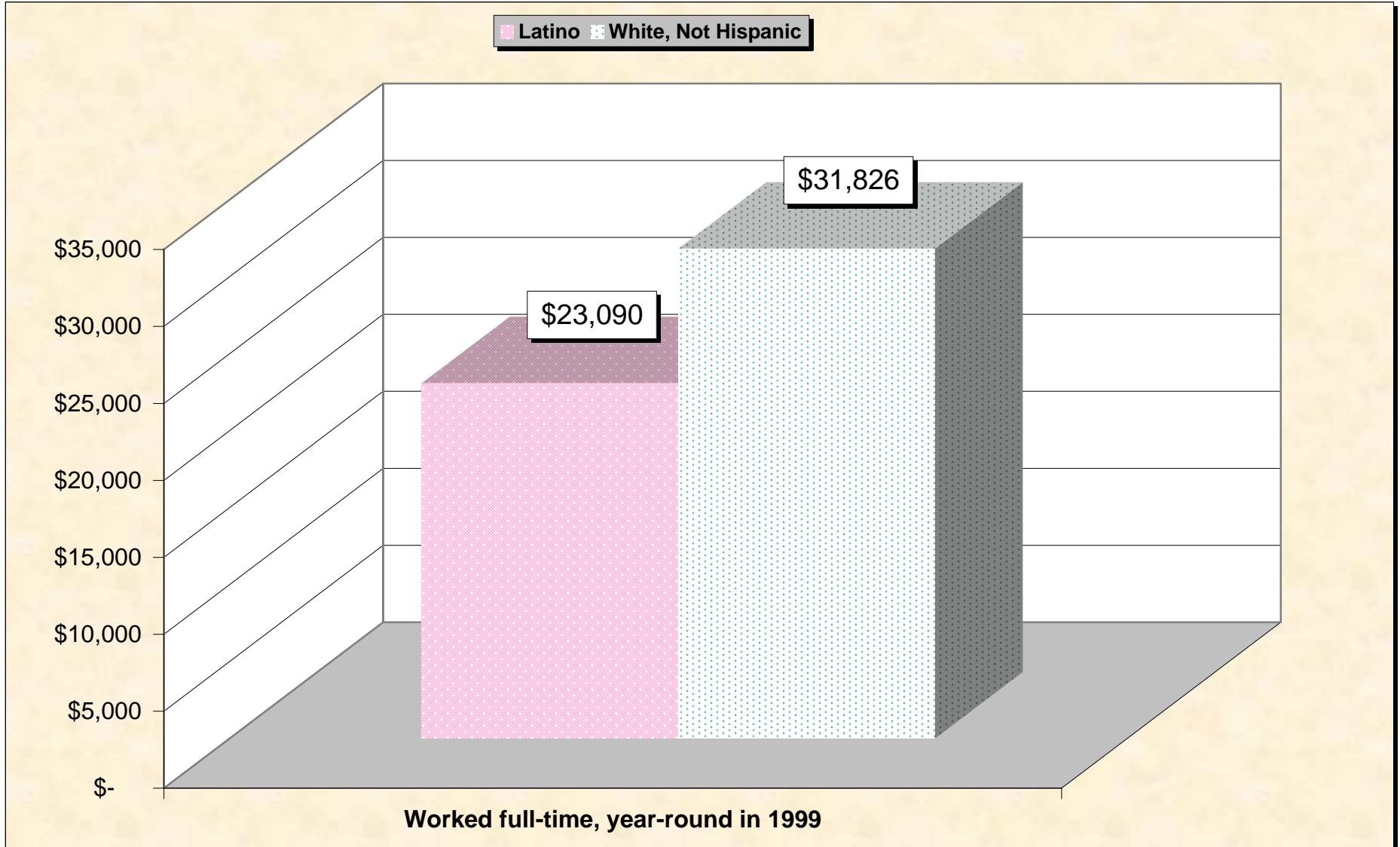
## Chart 9 -- Income in 1999 Below Poverty Level by Age Apache County, Arizona



Source: Data Set: Census 2000 Summary File 3 (SF 3) - Sample Data -- P159H. POVERTY STATUS IN 1999 BY AGE (HISPANIC OR LATINO) [17] - Universe: Hispanic or Latino population for whom poverty status is determined; P159I. POVERTY STATUS IN 1999 BY AGE (WHITE ALONE, NOT HISPANIC OR LATINO) [17] - Universe: White alone, not Hispanic or Latino population for whom poverty status is determined.

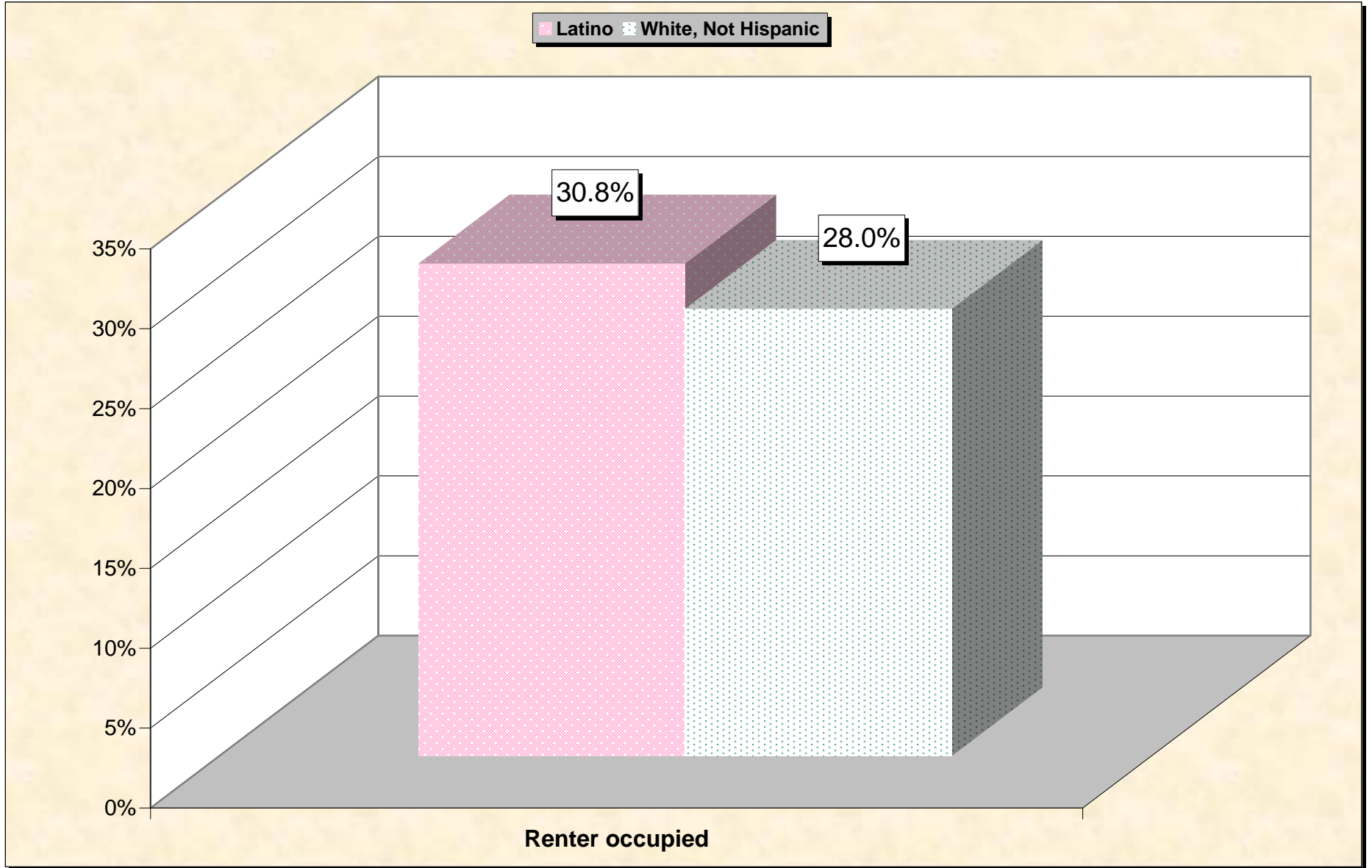
# Chart 10 -- Median Earnings in 1999

## Apache County, Arizona



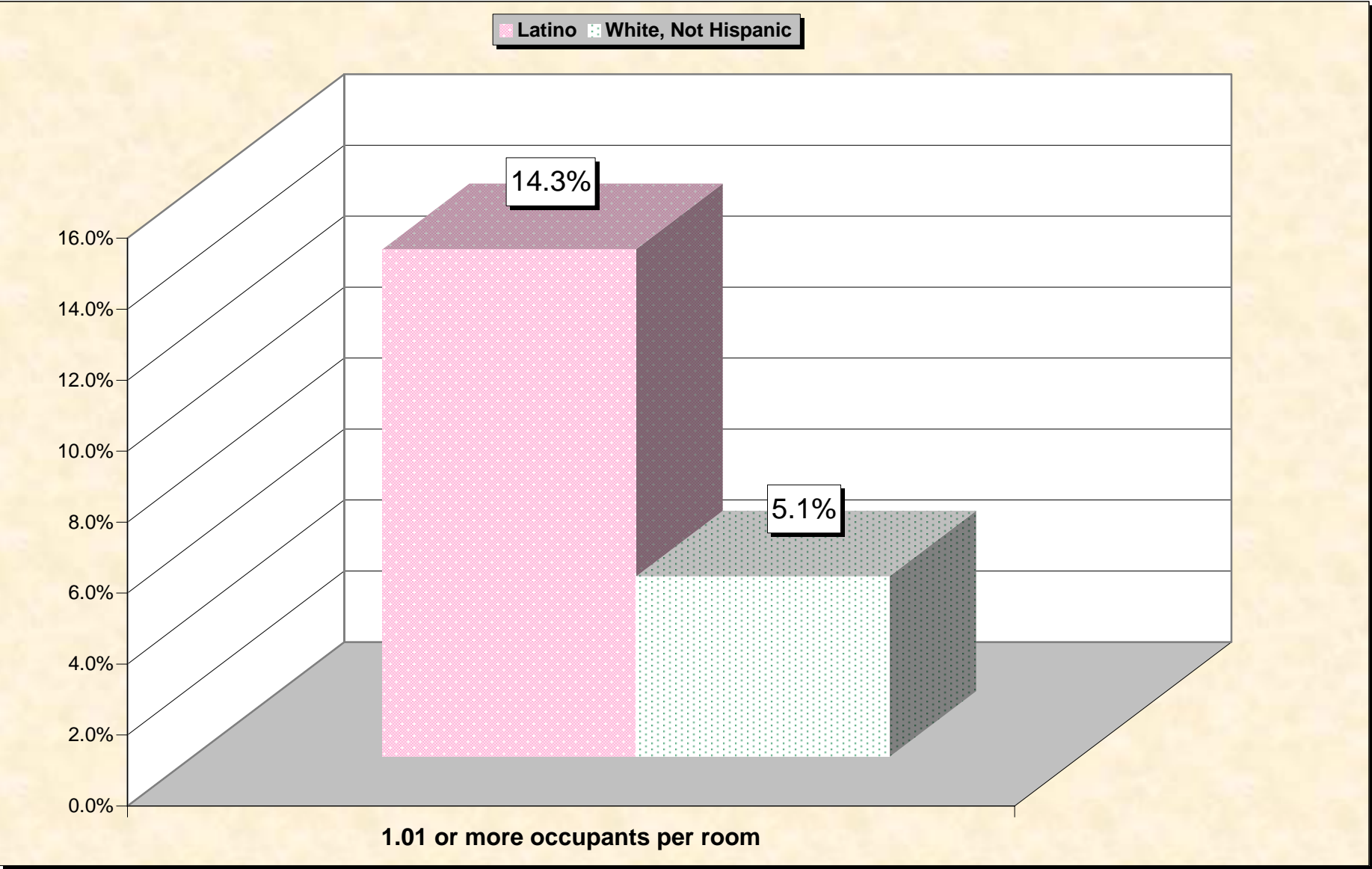
Source: Data Set: Census 2000 Summary File 3 (SF 3) - Sample Data -- PCT74H. MEDIAN EARNINGS IN 1999 (DOLLARS) BY WORK EXPERIENCE IN 1999 BY SEX FOR THE POPULATION 16 YEARS AND OVER WITH EARNINGS (HISPANIC OR LATINO ) [6] - Universe: Hispanic or Latino population 16 years and over with earnings in 1999; PCT74I. MEDIAN EARNINGS IN 1999 (DOLLARS) BY WORK EXPERIENCE IN 1999 BY SEX FOR THE POPULATION 16 YEARS AND OVER WITH EARNINGS (WHITE ALONE, NOT HISPANIC OR LATINO) [6] - Universe: White alone, not Hispanic or Latino population 16 years and over with earnings in 1999

# Chart 11 -- Renter-Occupied Housing Apache County, Arizona



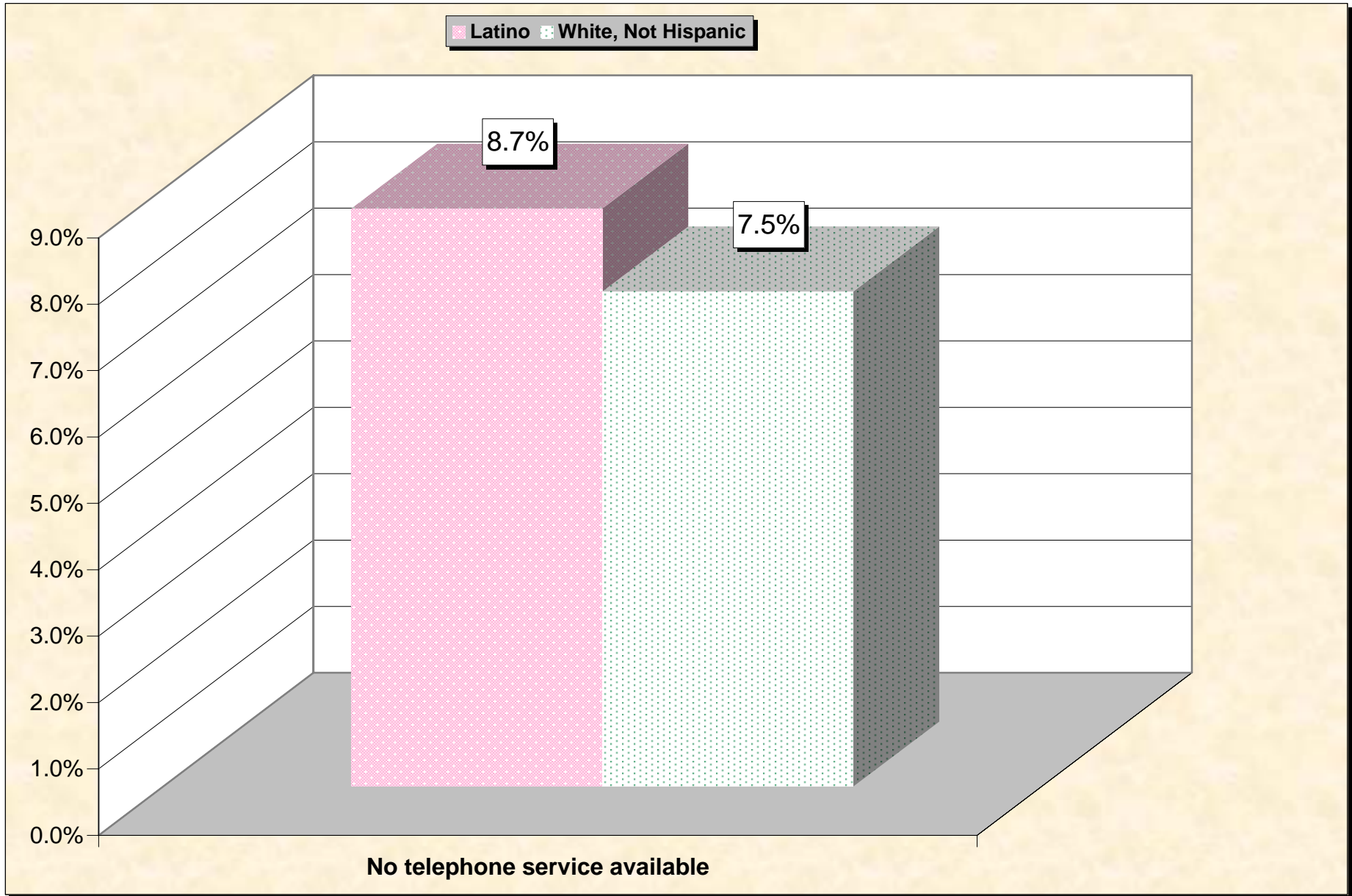
Source: Data Set: Census 2000 Summary File 3 (SF 3) - Sample Data -- H12. TENURE (HISPANIC OR LATINO HOUSEHOLDER) [3] - Universe: Occupied housing units with a householder who is Hispanic or Latino; H13. TENURE (WHITE ALONE, NOT HISPANIC OR LATINO HOUSEHOLDER) [3] - Universe: Occupied housing units with a householder who is White alone, not Hispanic or Latino.

# Chart 12 -- Occupants Per Room (Crowding) by Household Apache County, Arizona



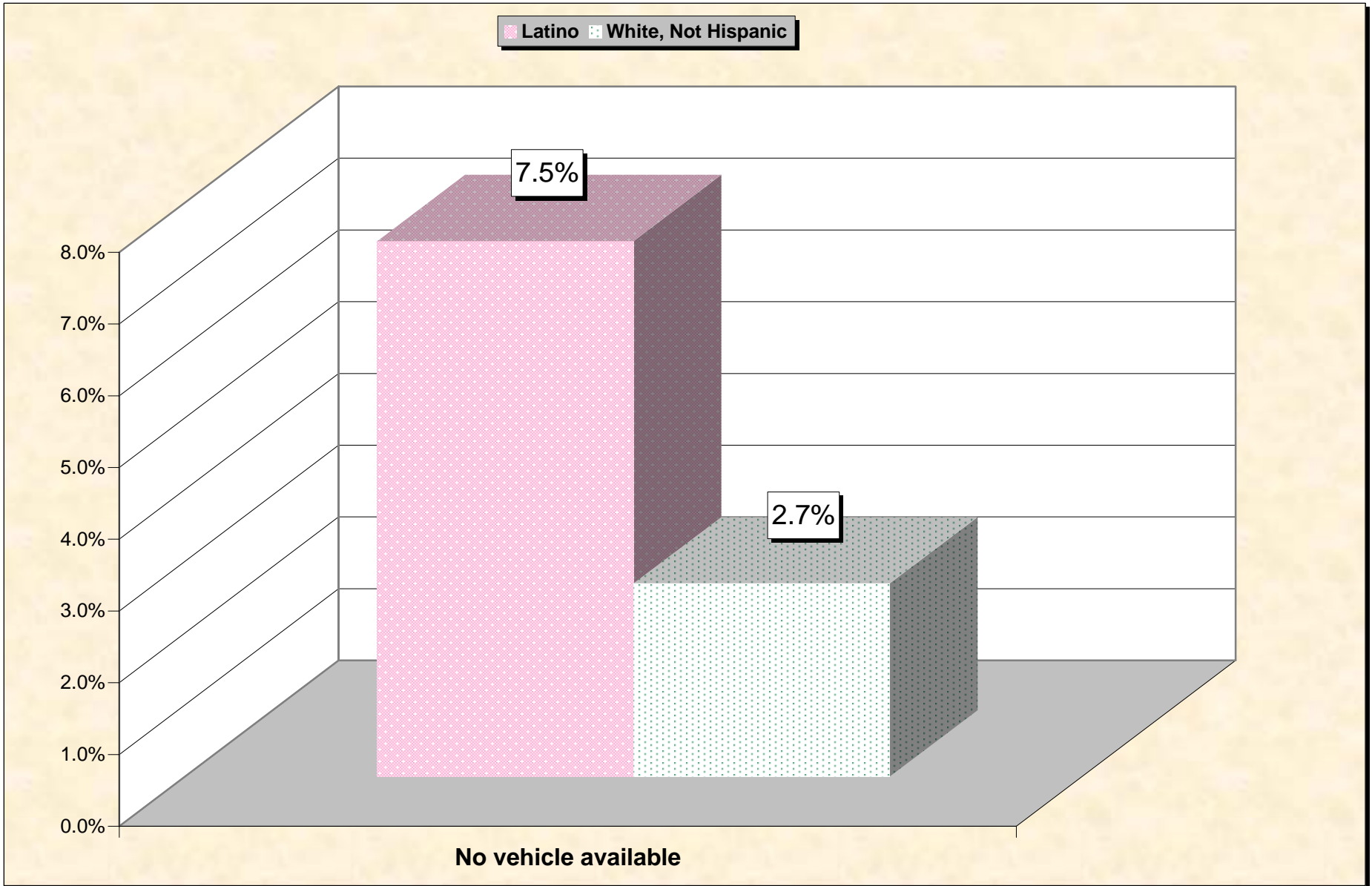
Source: Data Set: Census 2000 Summary File 3 (SF 3) - Sample Data -- HCT29H. OCCUPANTS PER ROOM (HISPANIC OR LATINO HOUSEHOLDER) [3] - Universe: Occupied housing units with a householder who is Hispanic or Latino; HCT29I. OCCUPANTS PER ROOM (WHITE ALONE, NOT HISPANIC OR LATINO HOUSEHOLDER) [3] - Universe: Occupied housing units with a householder who is White alone, not Hispanic or Latino

# Chart 13 -- Lack of Telephone Service by Household Apache County, Arizona



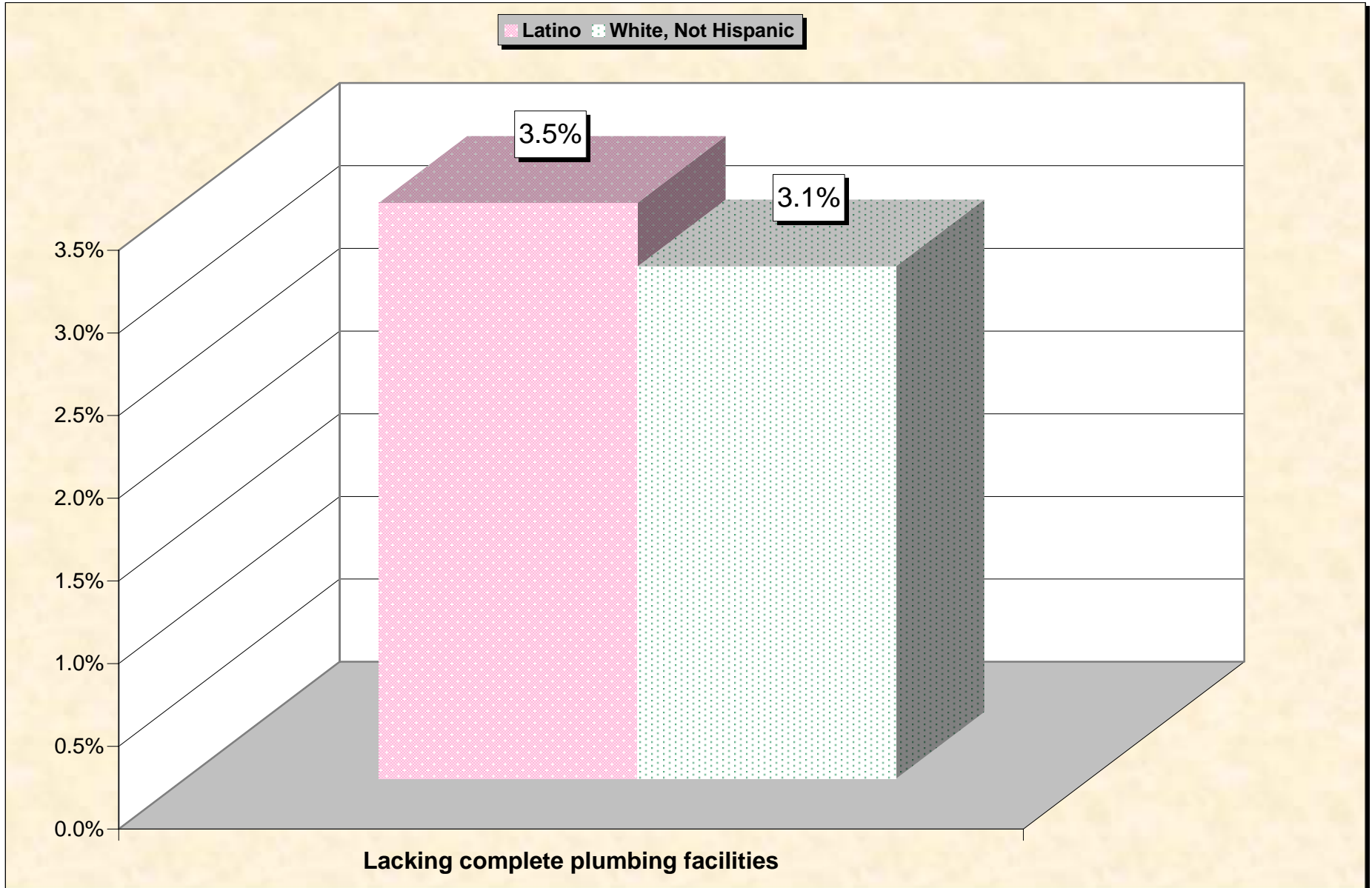
Source: Data Set: Census 2000 Summary File 3 (SF 3) - Sample Data -- HCT32H. TELEPHONE SERVICE AVAILABLE (HISPANIC OR LATINO HOUSEHOLDER) [3] - Universe: Occupied housing units with a householder who is Hispanic or Latino; HCT32I. TELEPHONE SERVICE AVAILABLE (WHITE ALONE, NOT HISPANIC OR LATINO HOUSEHOLDER) [3] - Universe: Occupied housing units with a householder who is White alone, not Hispanic or Latino

# Chart 14 -- Lack of Vehicle By Household Apache County, Arizona



Source: Data Set: Census 2000 Summary File 3 (SF 3) - Sample Data -- HCT33H. VEHICLES AVAILABLE (HISPANIC OR LATINO HOUSEHOLDER) [3] - Universe: Occupied housing units with a householder who is Hispanic or Latino;; HCT33I. VEHICLES AVAILABLE (WHITE ALONE, NOT HISPANIC OR LATINO HOUSEHOLDER) [3] - Universe: Occupied housing units with a householder who is White alone, not Hispanic or Latino

# Chart 15 -- Lack of Plumbing By Household Apache County, Arizona

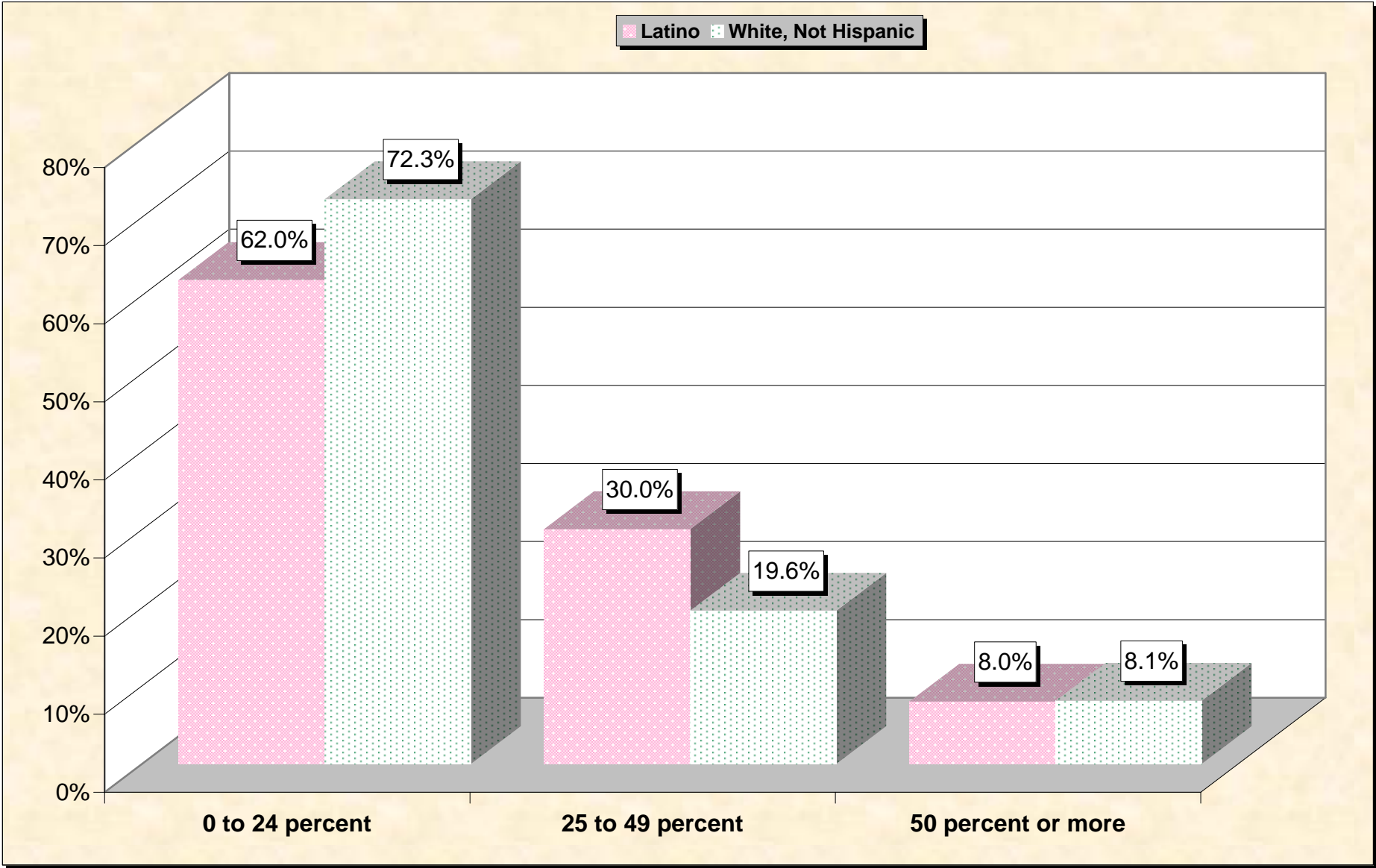


Source: Data Set: Census 2000 Summary File 3 (SF 3) - Sample Data -- HCT34H. PLUMBING FACILITIES (HISPANIC OR LATINO HOUSEHOLDER) [3] - Universe: Occupied housing units with a householder who is Hispanic or Latino; HCT34I. PLUMBING FACILITIES (WHITE ALONE, NOT HISPANIC OR LATINO HOUSEHOLDER) [3] - Universe: Occupied housing units with a householder who is White alone, not Hispanic or Latino.



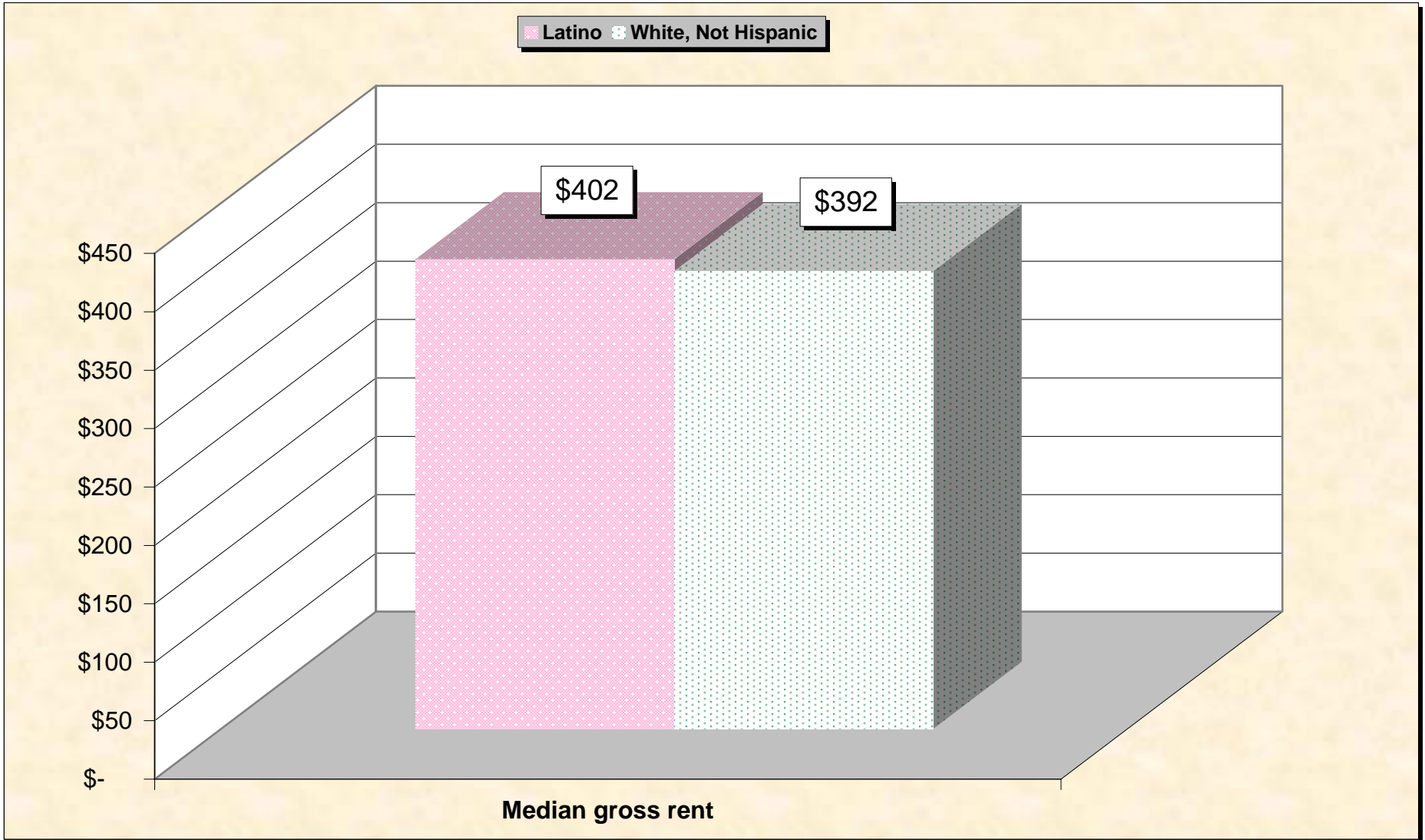
# Chart 16 -- Gross Rent as a Percentage of Household Income in 1999

## Apache County, Arizona



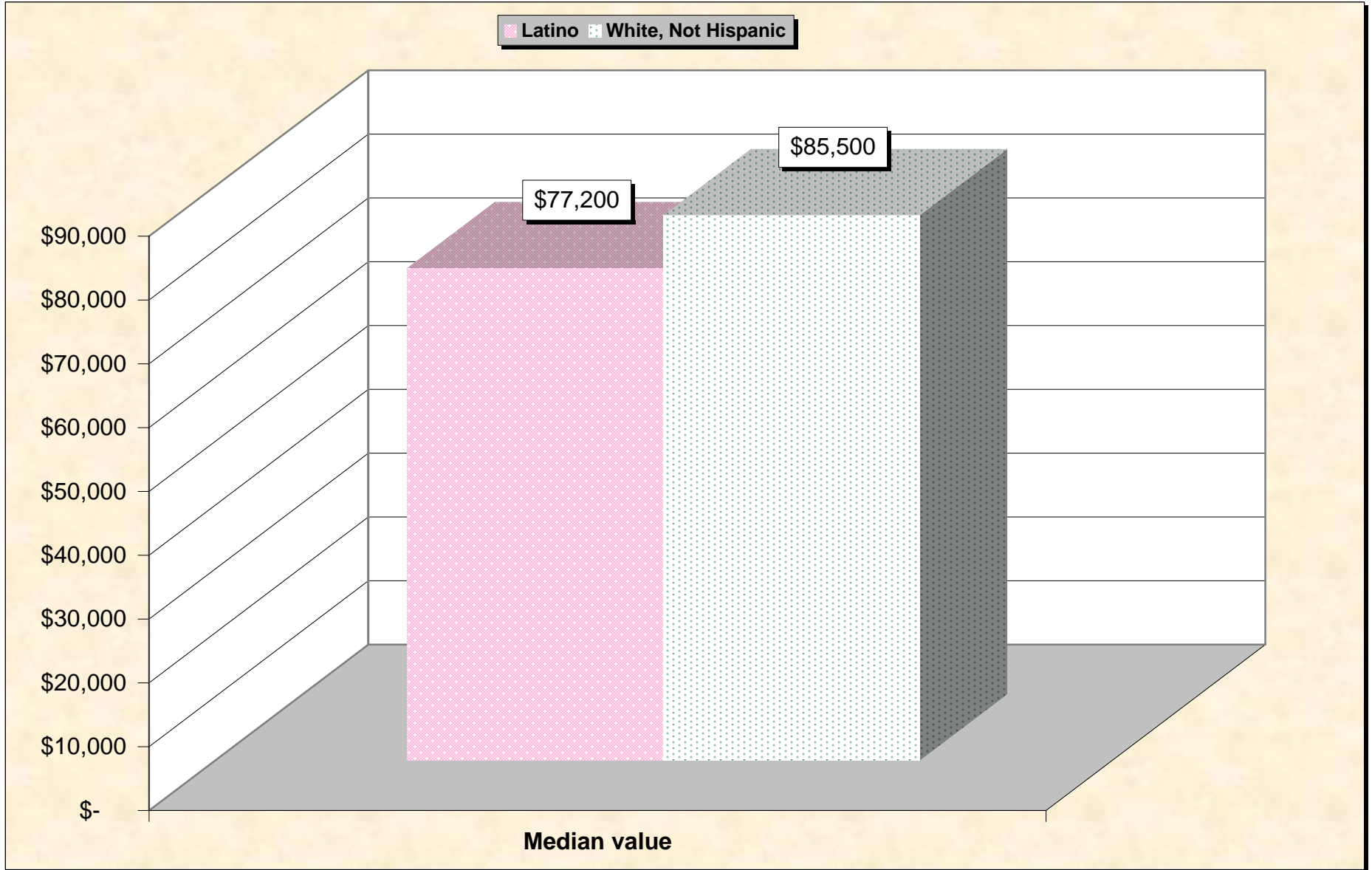
Source: Data Set: Census 2000 Summary File 3 (SF 3) - Sample Data -- HCT39H. GROSS RENT AS A PERCENTAGE OF HOUSEHOLD INCOME IN 1999 (HISPANIC OR LATINO HOUSEHOLDER) [11] - Universe: Specified renter-occupied housing units with a householder who is Hispanic or Latino; HCT39I. GROSS RENT AS A PERCENTAGE OF HOUSEHOLD INCOME IN 1999 (WHITE ALONE, NOT HISPANIC OR LATINO HOUSEHOLDER) [11] - Universe: Specified renter-occupied housing units with a householder who is White alone, not Hispanic or Latino.

# Chart 17 -- Median Gross Rent By Household Apache County, Arizona



Source: Data Set: Census 2000 Summary File 3 (SF 3) - Sample Data -- HCT37H. MEDIAN GROSS RENT (DOLLARS) (HISPANIC OR LATINO HOUSEHOLDER) [1] - Universe: Specified renter-occupied housing units paying cash rent with a householder who is Hispanic or Latino; HCT37I. MEDIAN GROSS RENT (DOLLARS) (WHITE ALONE, NOT HISPANIC OR LATINO HOUSEHOLDER) [1] - Universe: Specified renter-occupied housing units paying cash rent with a householder who is White alone, not Hispanic or Latino

# Chart 18 -- Median Home Value By Household Apache County, Arizona



Source: Data Set: Census 2000 Summary File 3 (SF 3) - Sample Data -- HCT42H. MEDIAN VALUE (DOLLARS) (HISPANIC OR LATINO HOUSEHOLDER) [1] - Universe: Specified owner-occupied housing units with a householder who is Hispanic or Latino; HCT42I. MEDIAN VALUE (DOLLARS) (WHITE ALONE, NOT HISPANIC OR LATINO HOUSEHOLDER) [1] - Universe: Specified owner-occupied housing units with a householder who is White alone, not Hispanic or Latino

## HOUSEHOLDS BY AGE OF HOUSEHOLDER BY HOUSEHOLD TYPE (INCLUDING LIVING ALONE) BY PRESENCE OF OWN CHILDREN UNDER 18 YEARS

Source data for Chart 1

	Latino Apache County, Arizona	White, Not Hispanic Apache County, Arizona
Total:	816	4,729
Householder 15 to 64 years:	640	3,720
Family households:	545	2,730
Married-couple family:	413	2,348
With own children under 18 years	270	1,149
No own children under 18 years	143	1,199
Other family:	132	382
Male householder, no wife present:	41	112
With own children under 18 years	28	87
No own children under 18 years	13	25
Female householder, no husband present:	91	270
With own children under 18 years	65	200
No own children under 18 years	26	70
Nonfamily households:	95	990
Householder living alone	79	814
Householder not living alone	16	176
Householder 65 years and over:	176	1,009
Family households:	97	590
Married-couple family:	80	527
With own children under 18 years	3	0
No own children under 18 years	77	527
Other family:	17	63
Male householder, no wife present:	0	18
With own children under 18 years	0	0
No own children under 18 years	0	18
Female householder, no husband present:	17	45
With own children under 18 years	0	0
No own children under 18 years	17	45
Nonfamily households:	79	419
Householder living alone	73	401
Householder not living alone	6	18

Source: Data Set: Census 2000 Summary File 3 (SF 3) - Sample Data - P146H. HOUSEHOLDS BY AGE OF HOUSEHOLDER BY HOUSEHOLD TYPE (INCLUDING LIVING ALONE) BY PRESENCE OF OWN CHILDREN UNDER 18 YEARS (HISPANIC OR LATINO HOUSEHOLDER) [31] - Universe: Households with a householder who is Hispanic or Latino; P146I. HOUSEHOLDS BY AGE OF HOUSEHOLDER BY HOUSEHOLD TYPE (INCLUDING LIVING ALONE) BY PRESENCE OF OWN CHILDREN UNDER 18 YEARS (WHITE ALONE, NOT HISPANIC OR LATINO HOUSEHOLDER) [31] - Universe: Households with a householder who is White alone, not Hispanic or Latino.

## SCHOOL ENROLLMENT BY LEVEL OF SCHOOL BY TYPE OF SCHOOL FOR THE POPULATION 3 YEARS AND OVER

### Source data for Chart 2

	Latino Apache County, Arizona	White, Not Hispanic Apache County, Arizona
Total:	2,743	11,692
Enrolled in nursery school, preschool:		
Public school	49	120
Private school	45	78
Private school	4	42
Enrolled in kindergarten:		
Public school	53	196
Private school	53	196
Private school	0	0
Enrolled in grade 1 to grade 8:		
Public school	549	1,409
Public school	535	1,394
Private school	14	15
Enrolled in grade 9 to grade 12:		
Public school	257	956
Public school	243	934
Private school	14	22
Enrolled in college:		
Public school	67	669
Public school	43	569
Private school	24	100
Not enrolled in school	1,768	8,342

Source: Data Set: Census 2000 Summary File 3 (SF 3) - Sample Data - P146H. HOUSEHOLDS BY AGE OF HOUSEHOLDER BY HOUSEHOLD TYPE (INCLUDING LIVING ALONE) BY PRESENCE OF OWN CHILDREN UNDER 18 YEARS (HISPANIC OR LATINO HOUSEHOLDER) [31] - Universe: Households with a householder who is Hispanic or Latino; P146I. HOUSEHOLDS BY AGE OF HOUSEHOLDER BY HOUSEHOLD TYPE (INCLUDING LIVING ALONE) BY PRESENCE OF OWN CHILDREN UNDER 18 YEARS (WHITE ALONE, NOT HISPANIC OR LATINO HOUSEHOLDER) [31] - Universe: Households with a householder who is White alone, not Hispanic or Latino.

## SEX BY EDUCATIONAL ATTAINMENT FOR THE POPULATION 25 YEARS AND OVER

### Source data for Chart 3

	Latino Apache County, Arizona	White, Not Hispanic Apache County, Arizona
Total:	1,573	8,184
Male:	815	4,109
Less than 9th grade	150	125
9th to 12th grade, no diploma	180	430
High school graduate (includes equivalency)	264	1,080
Some college, no degree	117	1,112
Associate degree	37	272
Bachelor's degree	37	630
Graduate or professional degree	30	460
Female:	758	4,075
Less than 9th grade	197	85
9th to 12th grade, no diploma	126	413
High school graduate (includes equivalency)	177	1,017
Some college, no degree	166	1,233
Associate degree	35	340
Bachelor's degree	39	582
Graduate or professional degree	18	405

Source: Data Set: Census 2000 Summary File 3 (SF 3) - Sample Data -- P148H. SEX BY EDUCATIONAL ATTAINMENT FOR THE POPULATION 25 YEARS AND OVER (HISPANIC OR LATINO) [17] - Universe: Hispanic or Latino population 25 years and over; P148I. SEX BY EDUCATIONAL ATTAINMENT FOR THE POPULATION 25 YEARS AND OVER (WHITE ALONE, NOT HISPANIC OR LATINO) [17] - Universe: White alone, not Hispanic or Latino population 25 years and over.

## SEX BY EMPLOYMENT STATUS FOR THE POPULATION 16 YEARS AND OVER

Source data for Charts 4 and 5

	Latino Apache County, Arizona	White, Not Hispanic Apache County, Arizona
Total:	1,936	9,415
Male:	1,055	4,763
In labor force:	553	2,917
In Armed Forces	0	2
Civilian:	553	2,915
Employed	446	2,724
Unemployed	107	191
Not in labor force	502	1,846
Female:	881	4,652
In labor force:	416	2,412
In Armed Forces	0	0
Civilian:	416	2,412
Employed	372	2,271
Unemployed	44	141
Not in labor force	465	2,240

*Source: Data Set: Census 2000 Summary File 3 (SF 3) - Sample Data -- P150H. SEX BY EMPLOYMENT STATUS FOR THE POPULATION 16 YEARS AND OVER (HISPANIC OR LATINO ) [15] - Universe: Hispanic or Latino population 16 years and over; P150I. SEX BY EMPLOYMENT STATUS FOR THE POPULATION 16 YEARS AND OVER (WHITE ALONE, NOT HISPANIC OR LATINO) [15] - Universe: White alone, not Hispanic or Latino population 16 years and over*

## HOUSEHOLD INCOME IN 1999

### Source data for Chart 6

	Latino Apache County, Arizona	White, Not Hispanic Apache County, Arizona
Total:	816	4729
Less than \$10,000	142	499
\$10,000 to \$14,999	111	423
\$15,000 to \$19,999	54	364
\$20,000 to \$24,999	75	240
\$25,000 to \$29,999	69	334
\$30,000 to \$34,999	48	457
\$35,000 to \$39,999	53	311
\$40,000 to \$44,999	38	249
\$45,000 to \$49,999	57	268
\$50,000 to \$59,999	49	492
\$60,000 to \$74,999	83	393
\$75,000 to \$99,999	19	412
\$100,000 to \$124,999	2	149
\$125,000 to \$149,999	9	85
\$150,000 to \$199,999	0	24
\$200,000 or more	7	29

Source: Data Set: Census 2000 Summary File 3 (SF 3) - Sample Data -- P151H. HOUSEHOLD INCOME IN 1999 (HISPANIC OR LATINO HOUSEHOLDER) [17] - Universe: Households with a householder who is Hispanic or Latino; P151I. HOUSEHOLD INCOME IN 1999 (WHITE ALONE, NOT HISPANIC OR LATINO HOUSEHOLDER) [17] - Universe: Households with a householder who is White alone, not Hispanic or Latino



## MEDIAN FAMILY INCOME IN 1999

### Source data for Chart 7

	Latino Apache County, Arizona	White, Not Hispanic Apache County, Arizona
Median family income in 1999	\$ 27,095	\$ 41,362

Source: Data Set: Census 2000 Summary File 3 (SF 3) - Sample Data -- P155H. MEDIAN FAMILY INCOME IN 1999 (DOLLARS) (HISPANIC OR LATINO HOUSEHOLDER) [1] - Universe: Families with a householder who is Hispanic or Latino ; P155I. MEDIAN FAMILY INCOME IN 1999 (DOLLARS) (WHITE ALONE, NOT HISPANIC OR LATINO HOUSEHOLDER) [1] - Universe: Families with a householder who is White alone, not Hispanic or Latino

## PER CAPITA INCOME IN 1999

### Source data for Chart 8

	Latino Apache County, Arizona	White, Not Hispanic Apache County, Arizona
Per capita income in 1999	\$ 9,831	\$ 17,474

Source: Data Set: Census 2000 Summary File 3 (SF 3) - Sample Data -- P157H. PER CAPITA INCOME IN 1999 (DOLLARS) (HISPANIC OR LATINO ) [1] - Universe: Hispanic or Latino population; P157I. PER CAPITA INCOME IN 1999 (DOLLARS) (WHITE ALONE, NOT HISPANIC OR LATINO) [1] - Universe: White alone, not Hispanic or Latino population

## POVERTY STATUS IN 1999 BY AGE

### Source data for Chart 9

	Latino Apache County, Arizona	White, Not Hispanic Apache County, Arizona
Total:	2,738	11,840
Income in 1999 below poverty level:	794	1,342
Under 5 years	77	115
5 years	10	10
6 to 11 years	124	122
12 to 17 years	171	122
18 to 64 years	331	801
65 to 74 years	40	105
75 years and over	41	67
Income in 1999 at or above poverty level:	1,944	10,498
Under 5 years	185	557
5 years	23	166
6 to 11 years	224	887
12 to 17 years	276	1,153
18 to 64 years	1,043	6,381
65 to 74 years	133	886
75 years and over	60	468

Source: Data Set: Census 2000 Summary File 3 (SF 3) - Sample Data -- P159H. POVERTY STATUS IN 1999 BY AGE (HISPANIC OR LATINO ) [17] - Universe: Hispanic or Latino population for whom poverty status is determined;P159I. POVERTY STATUS IN 1999 BY AGE (WHITE ALONE, NOT HISPANIC OR LATINO) [17] - Universe: White alone, not Hispanic or Latino population for whom poverty status is determined.

## MEDIAN EARNINGS IN 1999

### Source data for Chart 10

	Latino Apache County, Arizona	White, Not Hispanic Apache County, Arizona
Median earnings in 1999 --		
Worked full-time, year-round in 1999 --		
Total	\$ 23,090	\$ 31,826
Male	\$ 26,042	\$ 36,231
Female	\$ 18,125	\$ 25,397
Other --		
Total	\$ 7,547	\$ 9,404
Male	\$ 9,620	\$ 11,577
Female	\$ 6,495	\$ 8,207

Source: Data Set: Census 2000 Summary File 3 (SF 3) - Sample Data -- PCT74H. MEDIAN EARNINGS IN 1999 (DOLLARS) BY WORK EXPERIENCE IN 1999 BY SEX FOR THE POPULATION 16 YEARS AND OVER WITH EARNINGS (HISPANIC OR LATINO ) [6] - Universe: Hispanic or Latino population 16 years and over with earnings in 1999; PCT74I. MEDIAN EARNINGS IN 1999 (DOLLARS) BY WORK EXPERIENCE IN 1999 BY SEX FOR THE POPULATION 16 YEARS AND OVER WITH EARNINGS (WHITE ALONE, NOT HISPANIC OR LATINO) [6] - Universe: White alone, not Hispanic or Latino population 16 years and over with earnings in 1999

## TENURE BY RACE OF HOUSEHOLDER

### Source data for Chart 11

	Latino Apache County, Arizona	White, Not Hispanic Apache County, Arizona
Total:	804	4,679
Owner occupied	556	3,369
Renter occupied	248	1,310

Source: Data Set: Census 2000 Summary File 3 (SF 3) - Sample Data -- H12. TENURE (HISPANIC OR LATINO HOUSEHOLDER) [3] - Universe: Occupied housing units with a householder who is Hispanic or Latino; H13. TENURE (WHITE ALONE, NOT HISPANIC OR LATINO HOUSEHOLDER) [3] - Universe: Occupied housing units with a householder who is White alone, not Hispanic or Latino.

## OCCUPANTS PER ROOM

### Source data for Chart 12

	Latino Apache County, Arizona	White, Not Hispanic Apache County, Arizona
Total:	804	4,679
1.00 or less occupants per room	689	4,441
1.01 or more occupants per room	115	238

Source: Data Set: Census 2000 Summary File 3 (SF 3) - Sample Data -- HCT29H. OCCUPANTS PER ROOM (HISPANIC OR LATINO HOUSEHOLDER) [3] - Universe: Occupied housing units with a householder who is Hispanic or Latino; HCT29I. OCCUPANTS PER ROOM (WHITE ALONE, NOT HISPANIC OR LATINO HOUSEHOLDER) [3] - Universe: Occupied housing units with a householder who is White alone, not Hispanic or Latino

## TELEPHONE SERVICE AVAILABLE

### Source data for Chart 13

	Latino Apache County, Arizona	White, Not Hispanic Apache County, Arizona
Total:	804	4,679
With telephone service available	734	4,330
No telephone service available	70	349

Source: Data Set: Census 2000 Summary File 3 (SF 3) - Sample Data -- HCT32H. TELEPHONE SERVICE AVAILABLE (HISPANIC OR LATINO HOUSEHOLDER) [3] - Universe: Occupied housing units with a householder who is Hispanic or Latino; HCT32I. TELEPHONE SERVICE AVAILABLE (WHITE ALONE, NOT HISPANIC OR LATINO HOUSEHOLDER) [3] - Universe: Occupied housing units with a householder who is White alone, not Hispanic or Latino

## VEHICLES AVAILABLE

### Source data for Chart 14

	Latino Apache County, Arizona	White, Not Hispanic Apache County, Arizona
Total:	804	4,679
No vehicle available	60	126
1 or more vehicles available	744	4,553

Source: Data Set: Census 2000 Summary File 3 (SF 3) - Sample Data -- HCT33H. VEHICLES AVAILABLE (HISPANIC OR LATINO HOUSEHOLDER) [3] - Universe: Occupied housing units with a householder who is Hispanic or Latino;; HCT33I. VEHICLES AVAILABLE (WHITE ALONE, NOT HISPANIC OR LATINO HOUSEHOLDER) [3] - Universe: Occupied housing units with a householder who is White alone, not Hispanic or Latino

## PLUMBING FACILITIES

### Source data for Chart 15

	Latino Apache County, Arizona	White, Not Hispanic Apache County, Arizona
Total:	804	4,679
Complete plumbing facilities	776	4,330
Lacking complete plumbing facilities	28	349

Source: Data Set: Census 2000 Summary File 3 (SF 3) - Sample Data -- HCT34H. PLUMBING FACILITIES (HISPANIC OR LATINO HOUSEHOLDER) [3] - Universe: Occupied housing units with a householder who is Hispanic or Latino; HCT34I. PLUMBING FACILITIES (WHITE ALONE, NOT HISPANIC OR LATINO HOUSEHOLDER) [3] - Universe: Occupied housing units with a householder who is White alone, not Hispanic or Latino.

## GROSS RENT AS A PERCENTAGE OF HOUSEHOLD INCOME IN 1999

### Source data for Chart 16

	Latino Apache County, Arizona	White, Not Hispanic Apache County, Arizona
Total:	248	1,253
Less than 10 percent	47	452
10 to 14 percent	31	124
15 to 19 percent	41	174
20 to 24 percent	13	65
25 to 29 percent	21	66
30 to 34 percent	8	59
35 to 39 percent	10	19
40 to 49 percent	25	77
50 percent or more	17	91
Not computed	35	126

Source: Data Set: Census 2000 Summary File 3 (SF 3) - Sample Data -- HCT39H. GROSS RENT AS A PERCENTAGE OF HOUSEHOLD INCOME IN 1999 (HISPANIC OR LATINO HOUSEHOLDER) [11] - Universe: Specified renter-occupied housing units with a householder who is Hispanic or Latino; HCT39I. GROSS RENT AS A PERCENTAGE OF HOUSEHOLD INCOME IN 1999 (WHITE ALONE, NOT HISPANIC OR LATINO HOUSEHOLDER) [11] - Universe: Specified renter-occupied housing units with a householder who is White alone, not Hispanic or Latino.

## MEDIAN GROSS RENT

### Source data for Chart 17

	Latino Apache County, Arizona	White, Not Hispanic Apache County, Arizona
Median gross rent	\$ 402	\$ 392

Source: Data Set: Census 2000 Summary File 3 (SF 3) - Sample Data -- HCT37H. MEDIAN GROSS RENT (DOLLARS) (HISPANIC OR LATINO HOUSEHOLDER) [1] - Universe: Specified renter-occupied housing units paying cash rent with a householder who is Hispanic or Latino; HCT37I. MEDIAN GROSS RENT (DOLLARS) (WHITE ALONE, NOT HISPANIC OR LATINO HOUSEHOLDER) [1] - Universe: Specified renter-occupied housing units paying cash rent with a householder who is White alone, not Hispanic or Latino

## MEDIAN HOME VALUE

### Source data for Chart 18

	Latino Apache County, Arizona	White, Not Hispanic Apache County, Arizona
Median value	\$ 77,200	\$ 85,500

Source: Data Set: Census 2000 Summary File 3 (SF 3) - Sample Data -- HCT42H. MEDIAN VALUE (DOLLARS) (HISPANIC OR LATINO HOUSEHOLDER) [1] - Universe: Specified owner-occupied housing units with a householder who is Hispanic or Latino; HCT42I. MEDIAN VALUE (DOLLARS) (WHITE ALONE, NOT HISPANIC OR LATINO HOUSEHOLDER) [1] - Universe: Specified owner-occupied housing units with a householder who is White alone, not Hispanic or Latino