

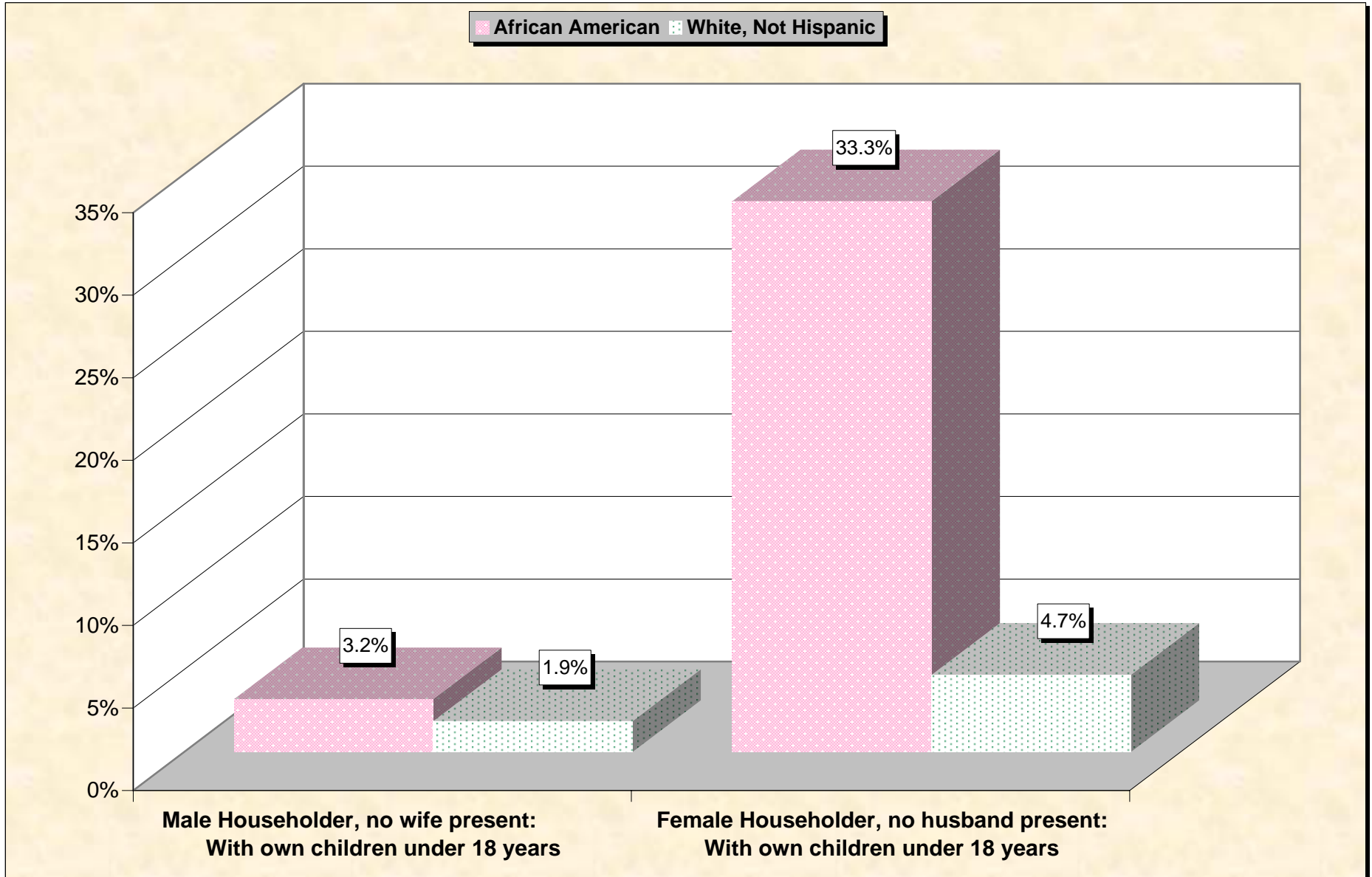
# **Selected Socio-Economic Data**

## **Hale County, Alabama**

### **African American and White, Not Hispanic**

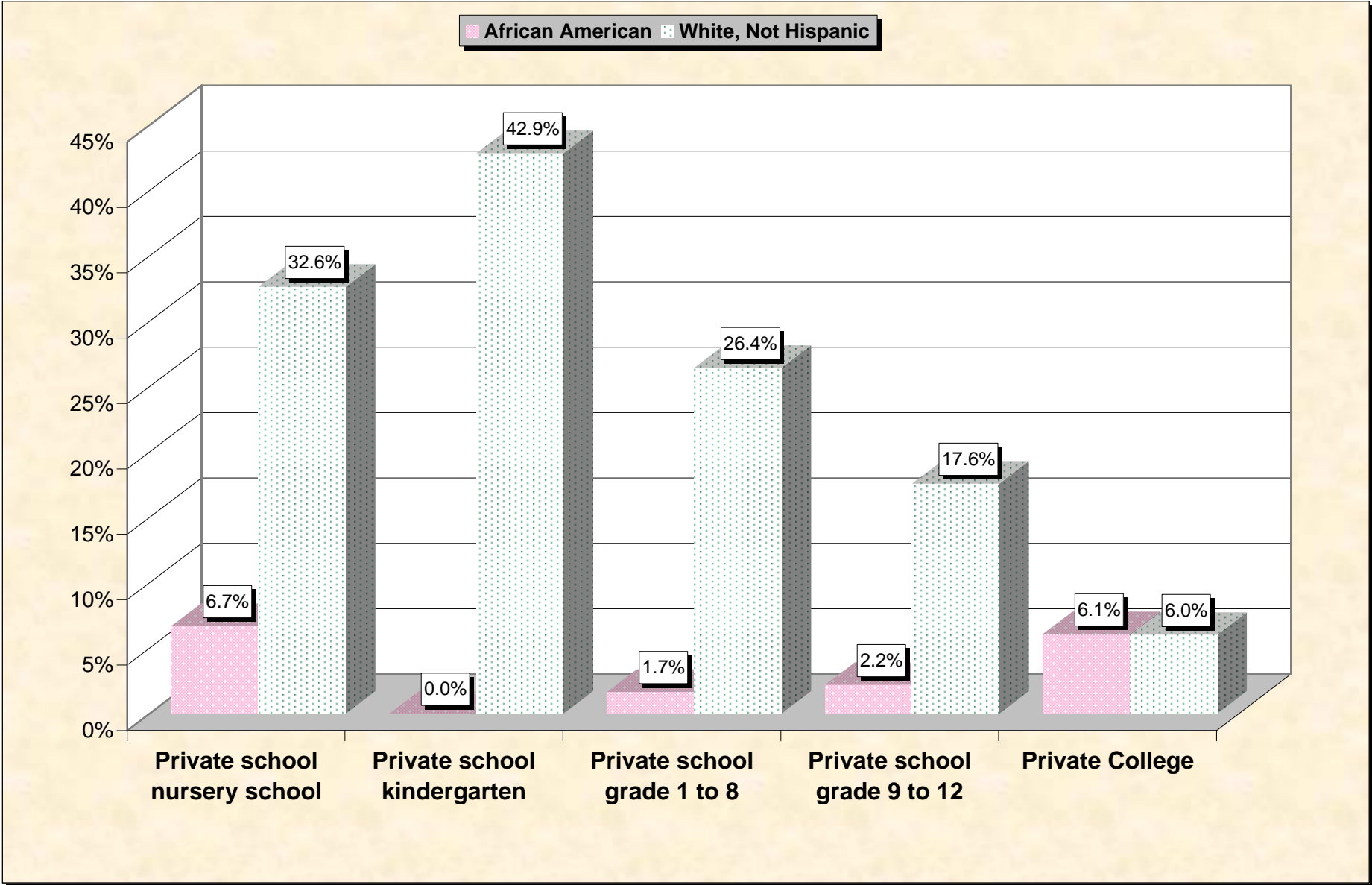
**Data Set: Census 2000 Summary File 3 (SF 3) - Sample Data**

# Chart 1 -- Single-Parent Family Households (Householder 15 to 64 years) Hale County, Alabama



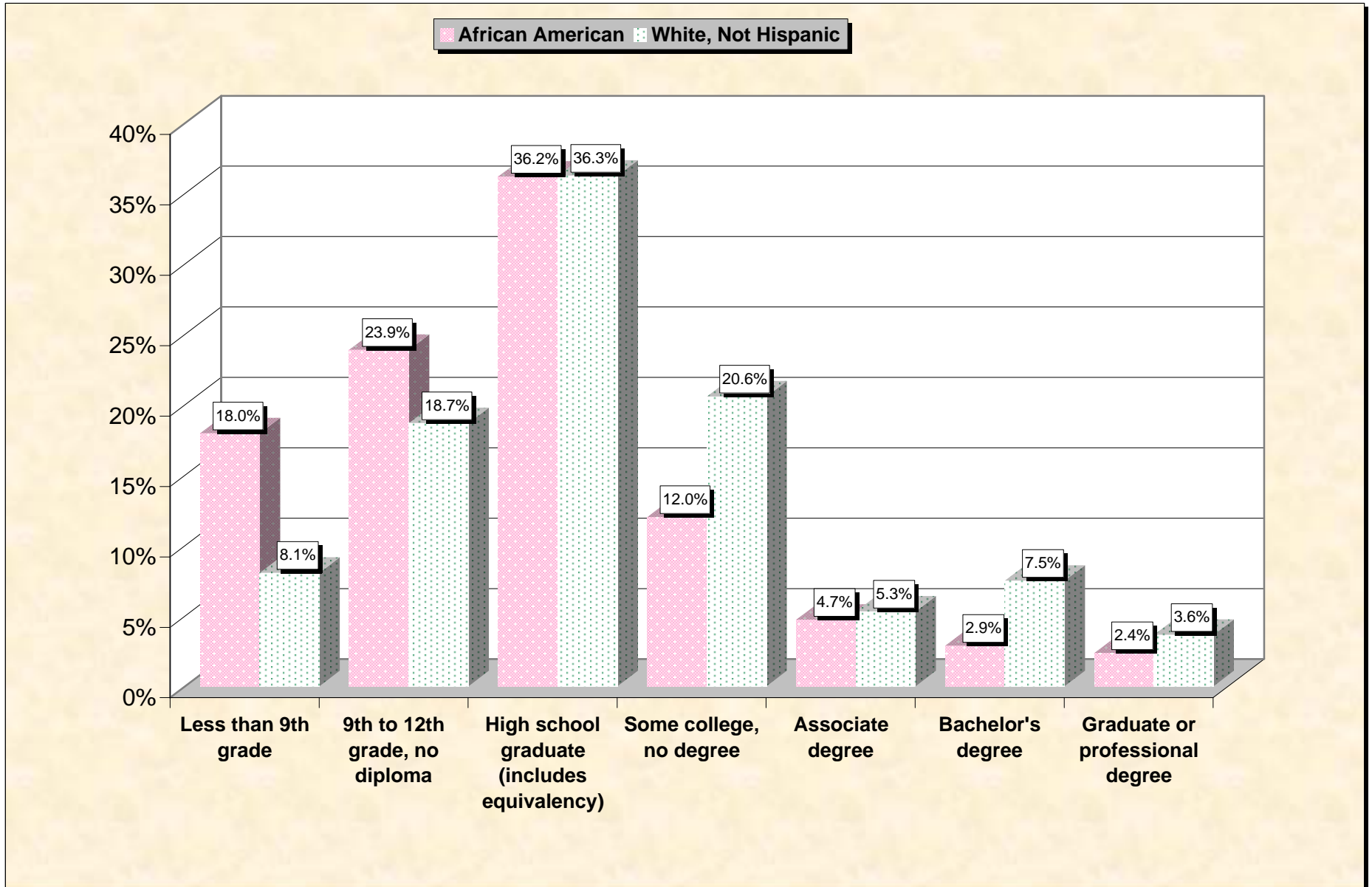
Source: Data Set: Census 2000 Summary File 3 (SF 3) - Sample Data - P146B. HOUSEHOLDS BY AGE OF HOUSEHOLDER BY HOUSEHOLD TYPE (INCLUDING LIVING ALONE) BY PRESENCE OF OWN CHILDREN UNDER 18 YEARS (BLACK OR AFRICAN AMERICAN ALONE HOUSEHOLDER) [31] - Universe: Households with a householder who is Black or African American alone; P146I. HOUSEHOLDS BY AGE OF HOUSEHOLDER BY HOUSEHOLD TYPE (INCLUDING LIVING ALONE) BY PRESENCE OF OWN CHILDREN UNDER 18 YEARS (WHITE ALONE, NOT HISPANIC OR LATINO HOUSEHOLDER) [31] - Universe: Households with a householder who is White alone, not Hispanic or Latino.

# Chart 2 -- Private School Enrollment (3 years and over) Hale County, Alabama



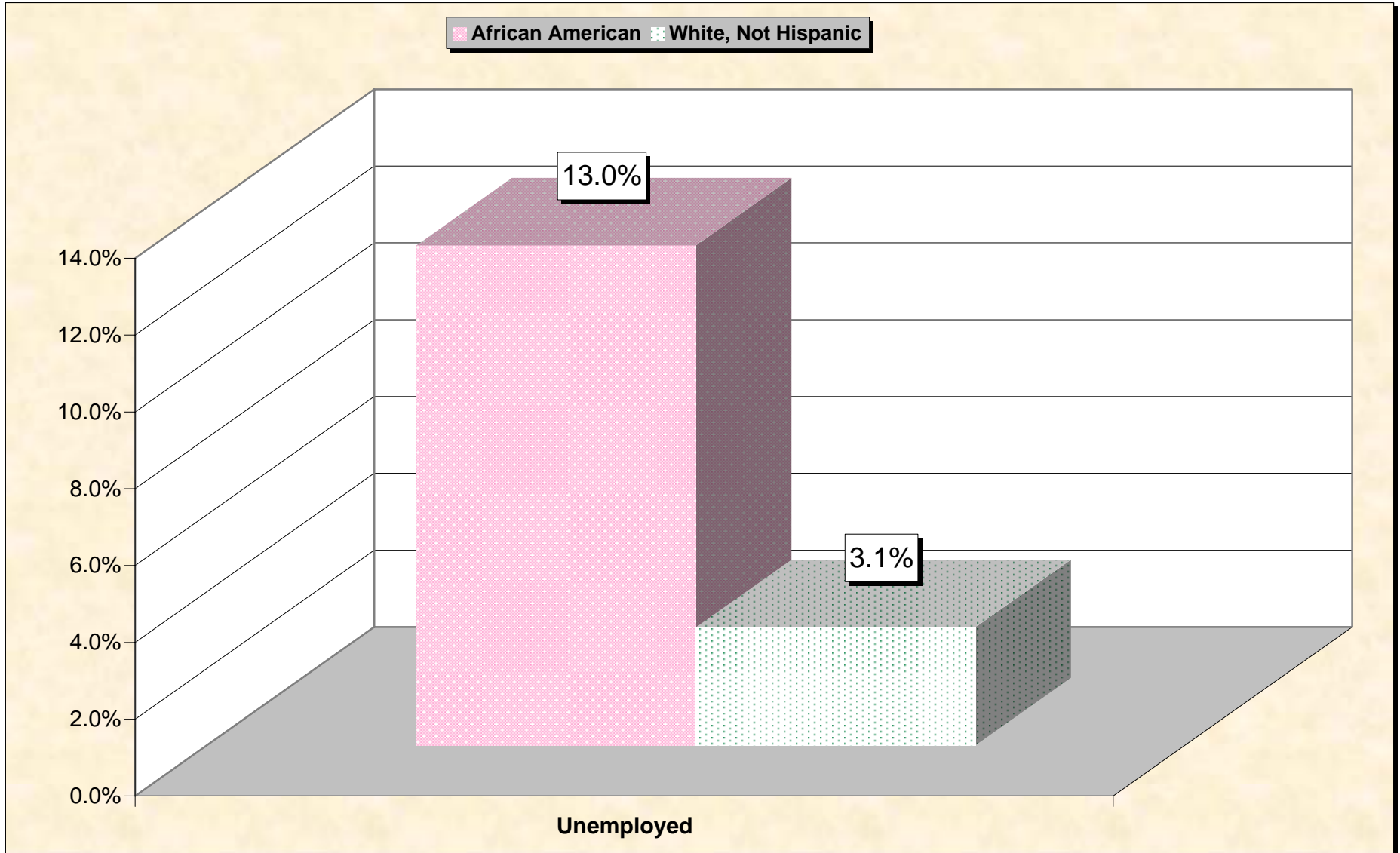
Source: Data Set: Census 2000 Summary File 3 (SF 3) - Sample Data -- P147B. SCHOOL ENROLLMENT BY LEVEL OF SCHOOL BY TYPE OF SCHOOL FOR THE POPULATION 3 YEARS AND OVER (BLACK OR AFRICAN AMERICAN ALONE) [17] - Universe: Black or African American alone 3 years and over; P147I. SCHOOL ENROLLMENT BY LEVEL OF SCHOOL BY TYPE OF SCHOOL FOR THE POPULATION 3 YEARS AND OVER (WHITE ALONE, NOT HISPANIC OR LATINO) [17] - Universe: White alone, not Hispanic or Latino population 3 years and over.

### Chart 3 -- Educational Attainment (25 years and over) Hale County, Alabama



Source: Data Set: Census 2000 Summary File 3 (SF 3) - Sample Data -- P148B. SEX BY EDUCATIONAL ATTAINMENT FOR THE POPULATION 25 YEARS AND OVER (BLACK OR AFRICAN AMERICAN ALONE) [17] - Universe: Black or African American alone 25 years and over; P148I. SEX BY EDUCATIONAL ATTAINMENT FOR THE POPULATION 25 YEARS AND OVER (WHITE ALONE, NOT HISPANIC OR LATINO) [17] - Universe: White alone, not Hispanic or Latino population 25 years and over.

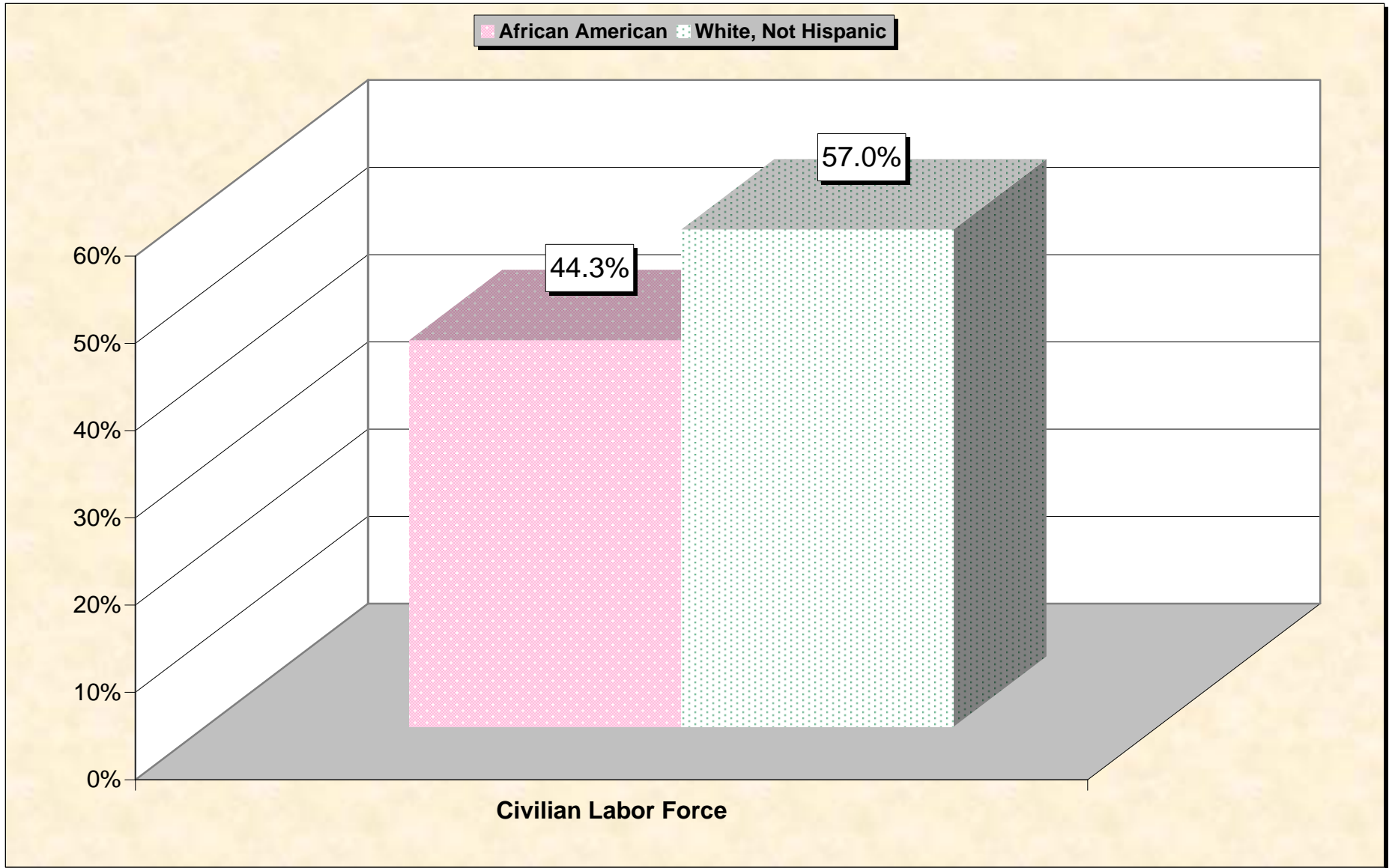
# Chart 4 -- Unemployment Rate (Civilian Labor Force) Hale County, Alabama



**Note:** Unemployment rate is defined as a percentage of the civilian labor force.

Source: Data Set: Census 2000 Summary File 3 (SF 3) - Sample Data -- P150B. SEX BY EMPLOYMENT STATUS FOR THE POPULATION 16 YEARS AND OVER (BLACK OR AFRICAN AMERICAN ALONE) [15] - Universe: Black or African American alone 16 years and over; P150I. SEX BY EMPLOYMENT STATUS FOR THE POPULATION 16 YEARS AND OVER (WHITE ALONE, NOT HISPANIC OR LATINO) [15] - Universe: White alone, not Hispanic or Latino population 16 years and over.

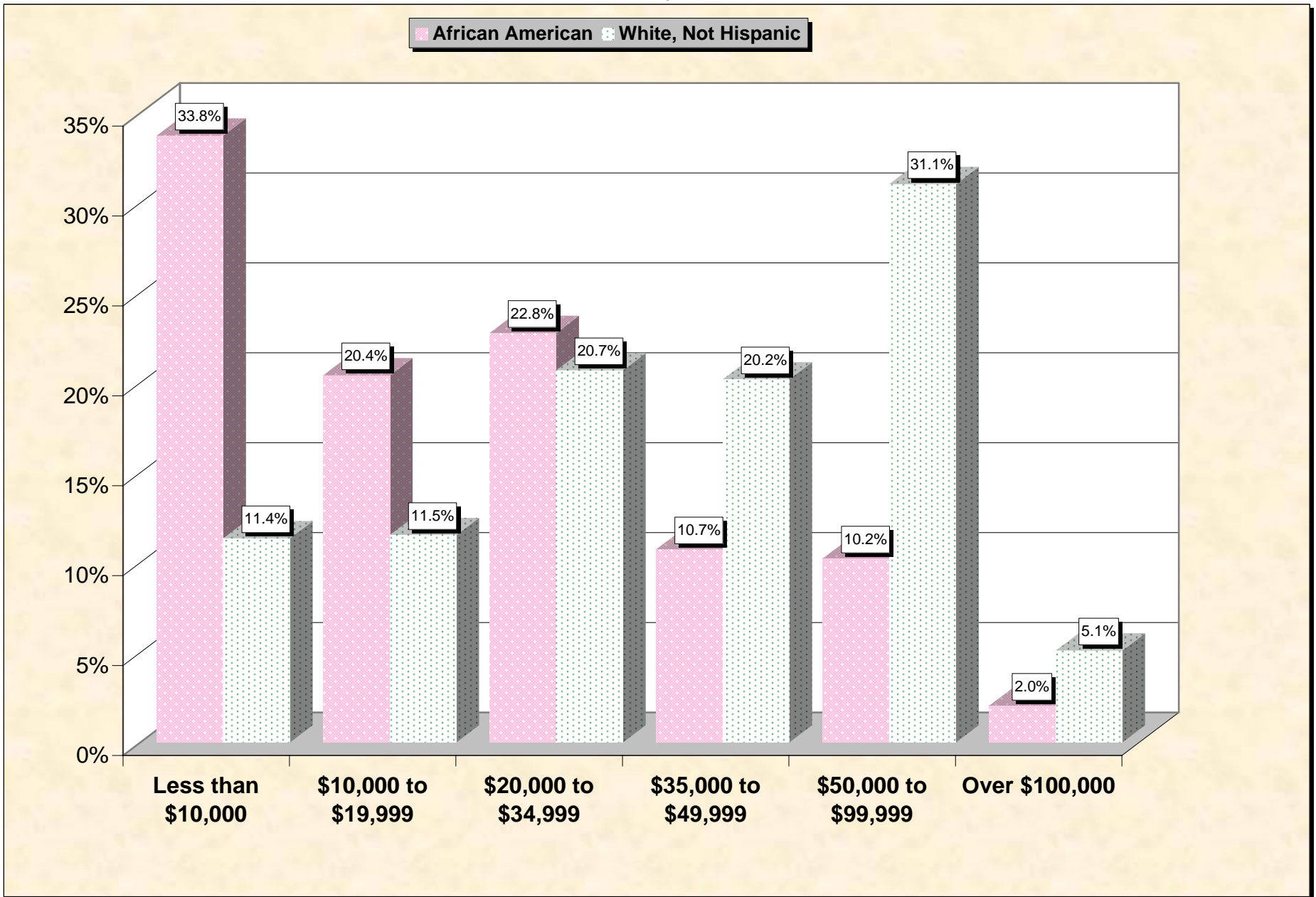
# Chart 5 -- Labor Force Participation (Civilian Labor Force) Hale County, Alabama



**Note:** Labor force participation rate is defined as a percentage of the civilian population over 16.

Source: Data Set: Census 2000 Summary File 3 (SF 3) - Sample Data -- P150B. SEX BY EMPLOYMENT STATUS FOR THE POPULATION 16 YEARS AND OVER (BLACK OR AFRICAN AMERICAN ALONE) [15] - Universe: Black or African American alone 16 years and over; P150I. SEX BY EMPLOYMENT STATUS FOR THE POPULATION 16 YEARS AND OVER (WHITE ALONE, NOT HISPANIC OR LATINO) [15] - Universe: White alone, not Hispanic or Latino population 16 years and over.

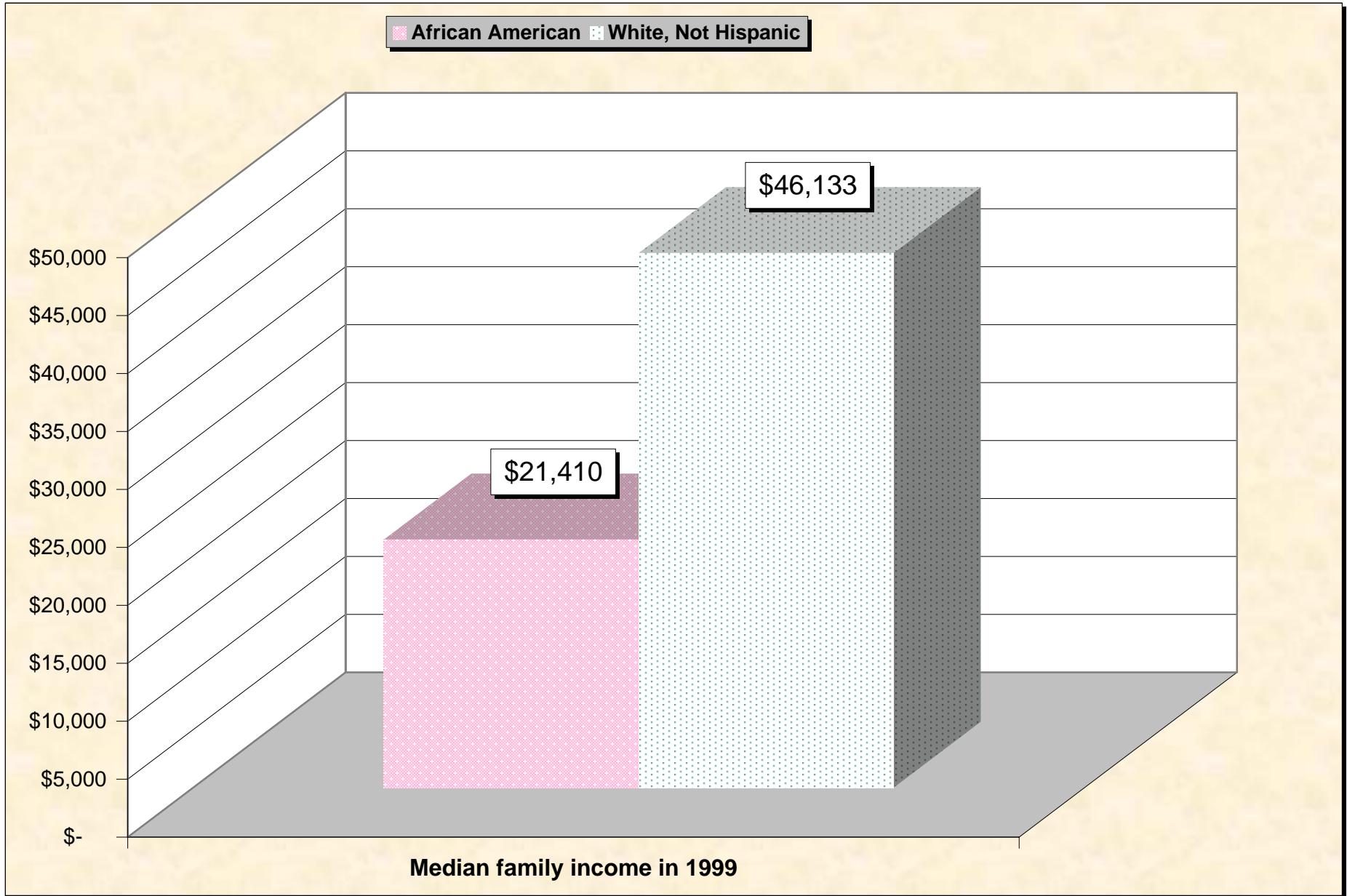
## Chart 6 -- Household Income in 1999 Hale County, Alabama



Source: Data Set: Census 2000 Summary File 3 (SF 3) - Sample Data -- P151B. HOUSEHOLD INCOME IN 1999 (BLACK OR AFRICAN AMERICAN ALONE HOUSEHOLDER) [17] - Universe: Households with a householder who is Black or African American alone; P151I. HOUSEHOLD INCOME IN 1999 (WHITE ALONE, NOT HISPANIC OR LATINO HOUSEHOLDER) [17] - Universe: Households with a householder who is White alone, not Hispanic or Latino.

# Chart 7 -- Median Family Income In 1999

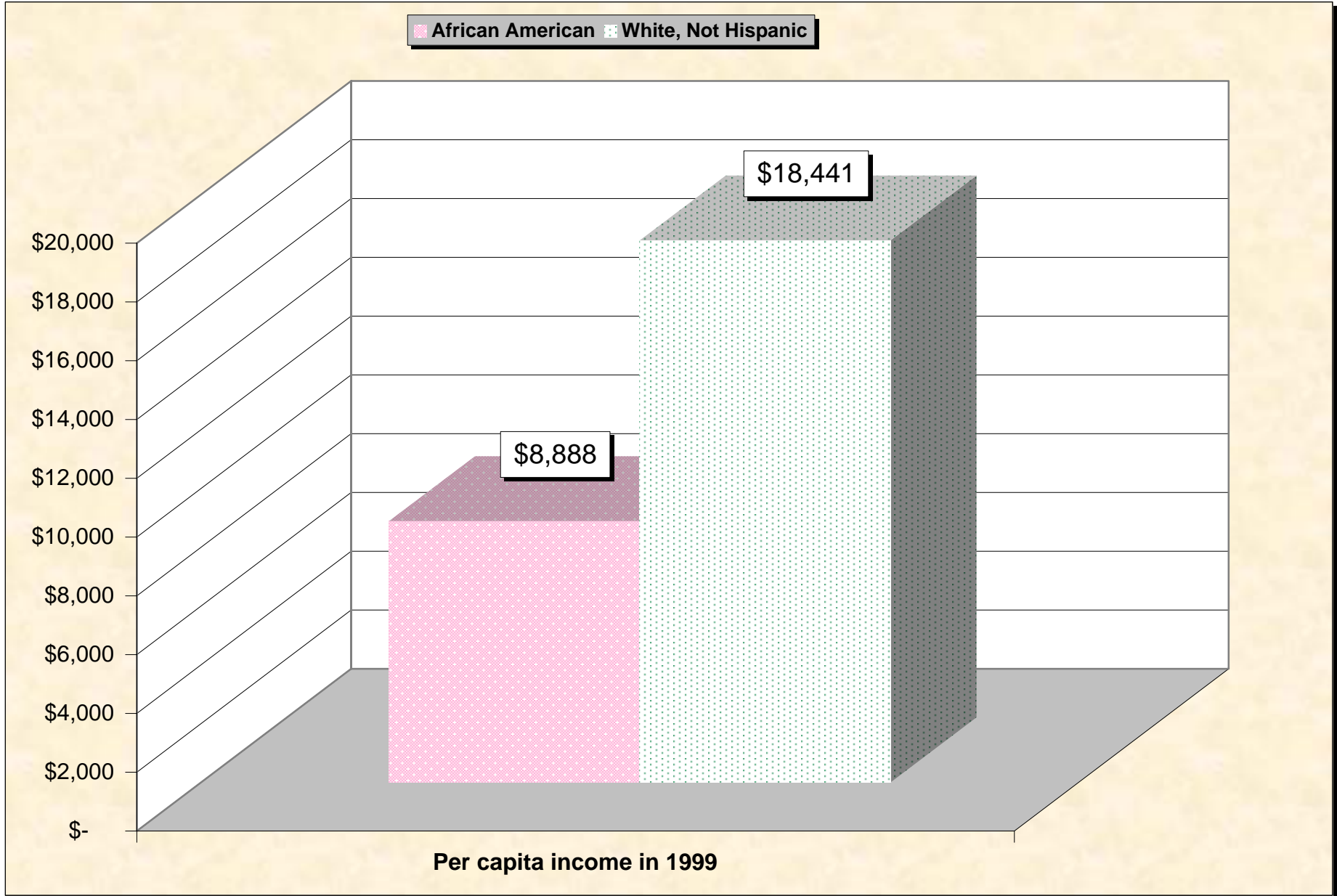
## Hale County, Alabama



Source: Data Set: Census 2000 Summary File 3 (SF 3) - Sample Data -- P155B. MEDIAN FAMILY INCOME IN 1999 (DOLLARS) (BLACK OR AFRICAN AMERICAN ALONE HOUSEHOLDER) [1] - Universe: Families with a householder who is Black or African American alone ; P155I. MEDIAN FAMILY INCOME IN 1999 (DOLLARS) (WHITE ALONE, NOT HISPANIC OR LATINO HOUSEHOLDER) [1] - Universe: Families with a householder who is White alone, not Hispanic or Latino.

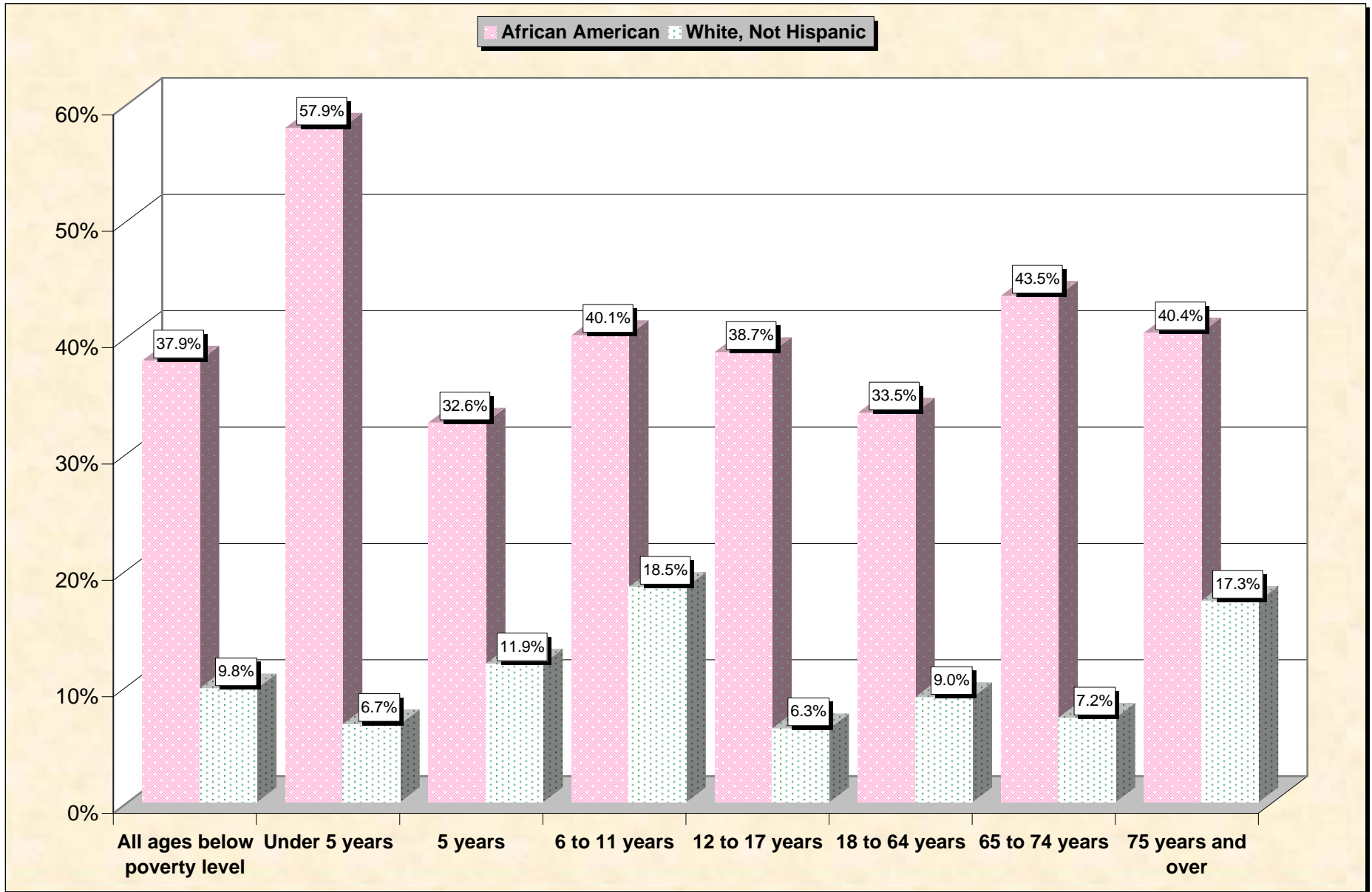


# Chart 8 -- Per Capita Income In 1999 Hale County, Alabama



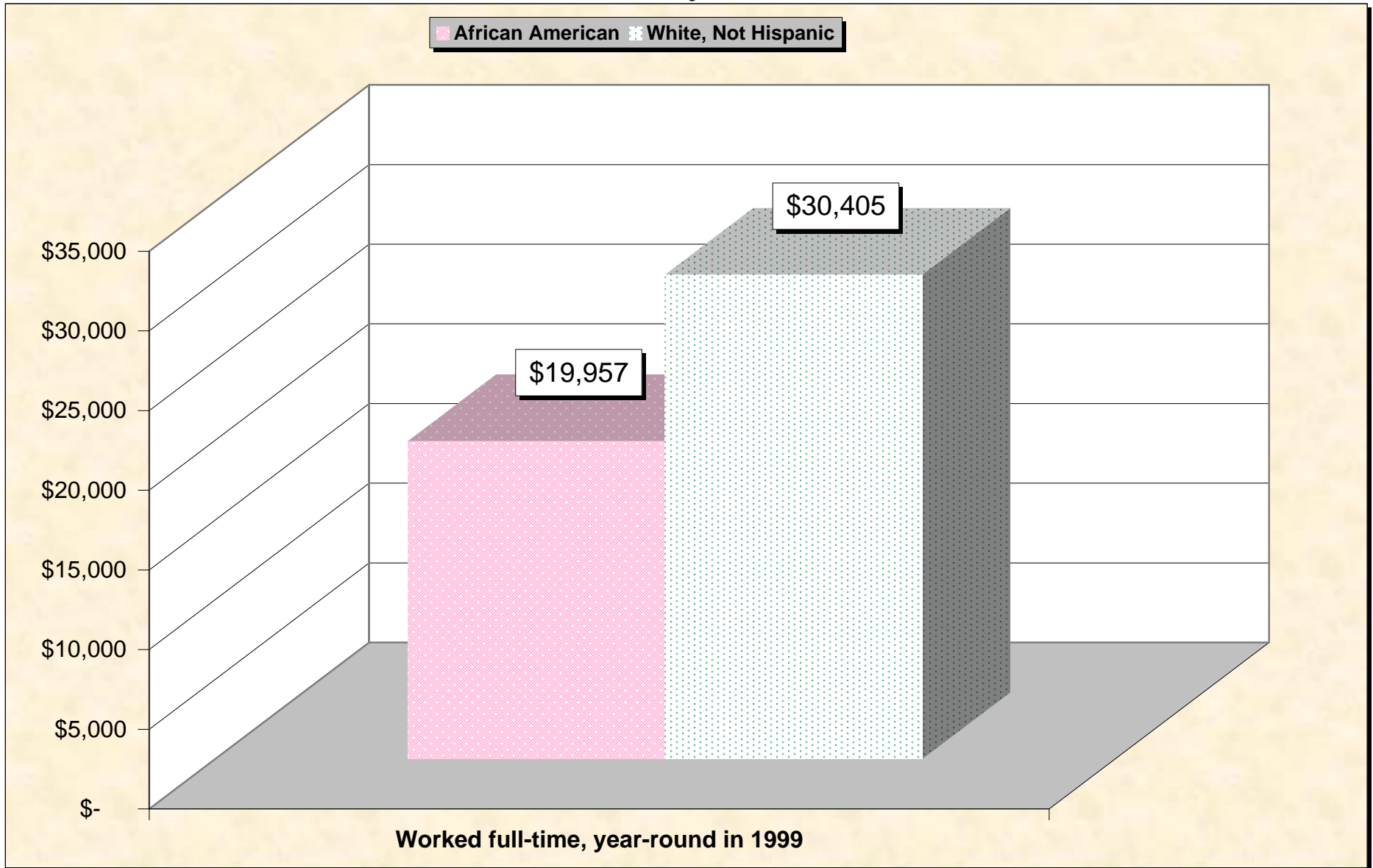
Source: Data Set: Census 2000 Summary File 3 (SF 3) - Sample Data -- P157B. PER CAPITA INCOME IN 1999 (DOLLARS) (BLACK OR AFRICAN AMERICAN ALONE) [1] - Universe: Black or African American alone; P157I. PER CAPITA INCOME IN 1999 (DOLLARS) (WHITE ALONE, NOT HISPANIC OR LATINO) [1] - Universe: White alone, not Hispanic or Latino population.

## Chart 9 -- Income in 1999 Below Poverty Level by Age Hale County, Alabama



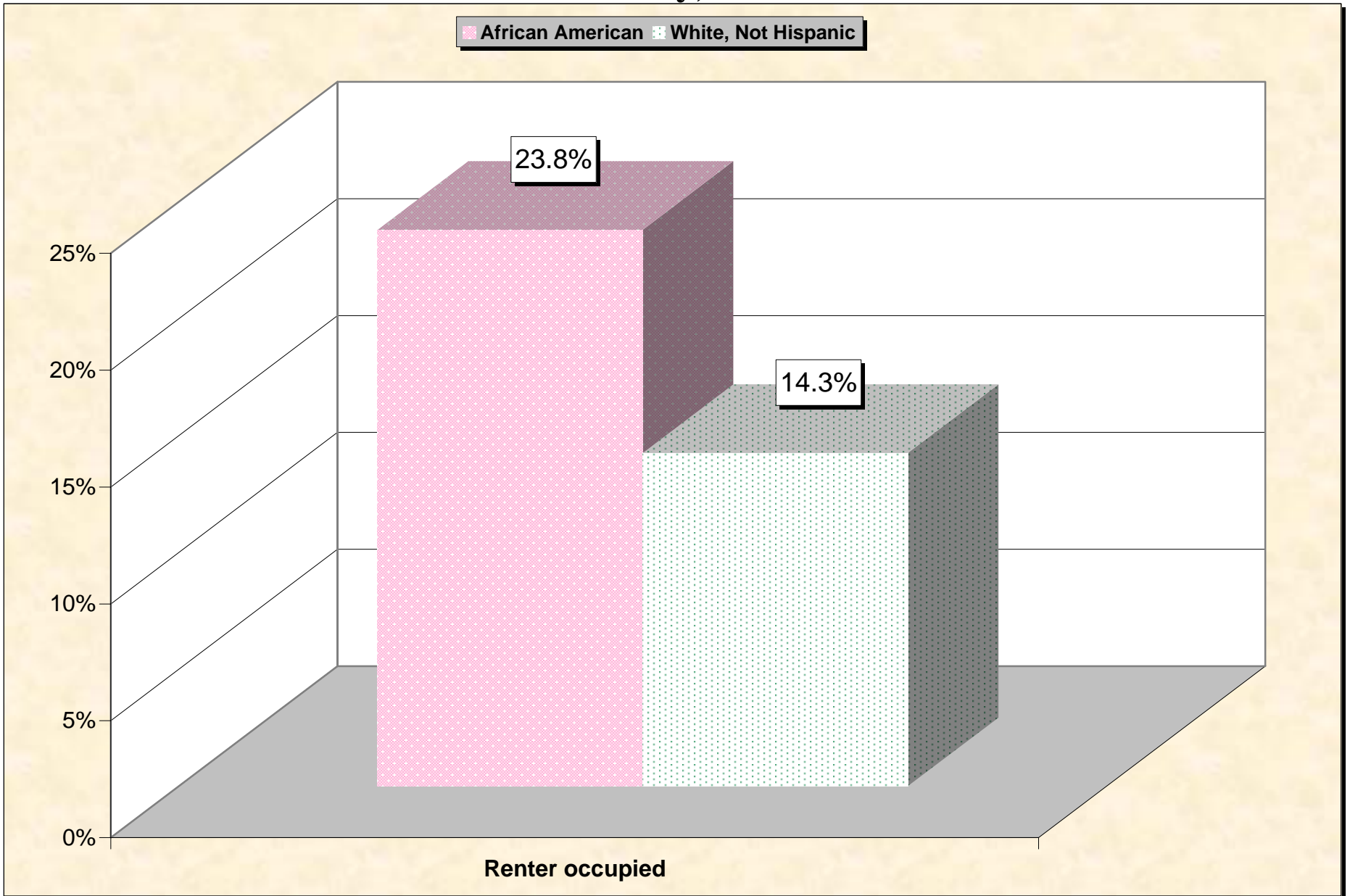
Source: Data Set: Census 2000 Summary File 3 (SF 3) - Sample Data -- P159B. POVERTY STATUS IN 1999 BY AGE (BLACK OR AFRICAN AMERICAN ALONE) [17] - Universe: Black or African American alone for whom poverty status is determined; P159I. POVERTY STATUS IN 1999 BY AGE (WHITE ALONE, NOT HISPANIC OR LATINO) [17] - Universe: White alone, not Hispanic or Latino population for whom poverty status is determined.

# Chart 10 -- Median Earnings in 1999 Hale County, Alabama



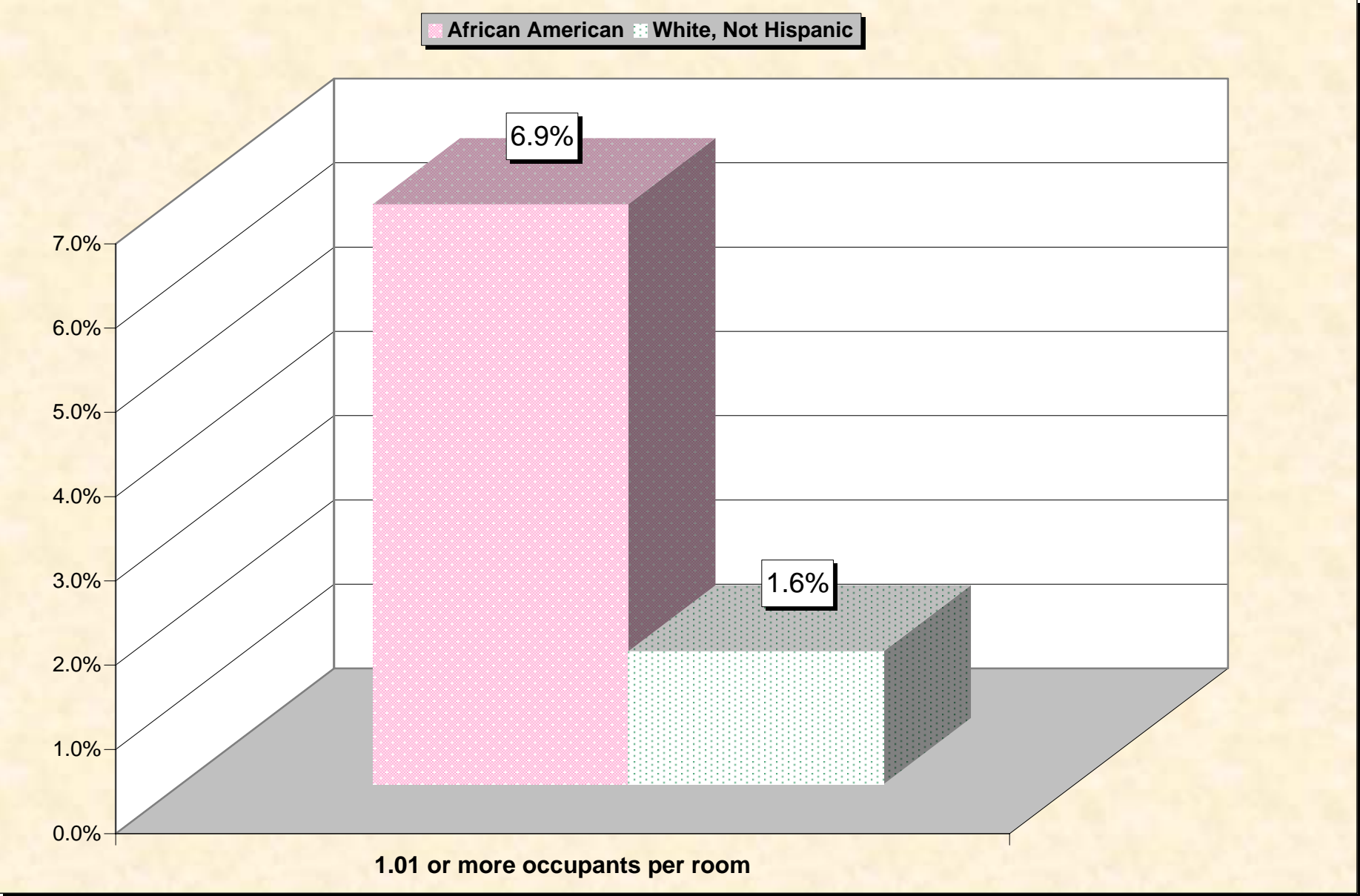
Source: Data Set: Census 2000 Summary File 3 (SF 3) - Sample Data -- PCT74B. MEDIAN EARNINGS IN 1999 (DOLLARS) BY WORK EXPERIENCE IN 1999 BY SEX FOR THE POPULATION 16 YEARS AND OVER WITH EARNINGS (BLACK OR AFRICAN AMERICAN ALONE) [6] - Universe: Black or African American alone 16 years and over with earnings in 1999; PCT74I. MEDIAN EARNINGS IN 1999 (DOLLARS) BY WORK EXPERIENCE IN 1999 BY SEX FOR THE POPULATION 16 YEARS AND OVER WITH EARNINGS (WHITE ALONE, NOT HISPANIC OR LATINO) [6] - Universe: White alone, not Hispanic or Latino population 16 years and over with earnings in 1999.

# Chart 11 -- Renter-Occupied Housing Hale County, Alabama



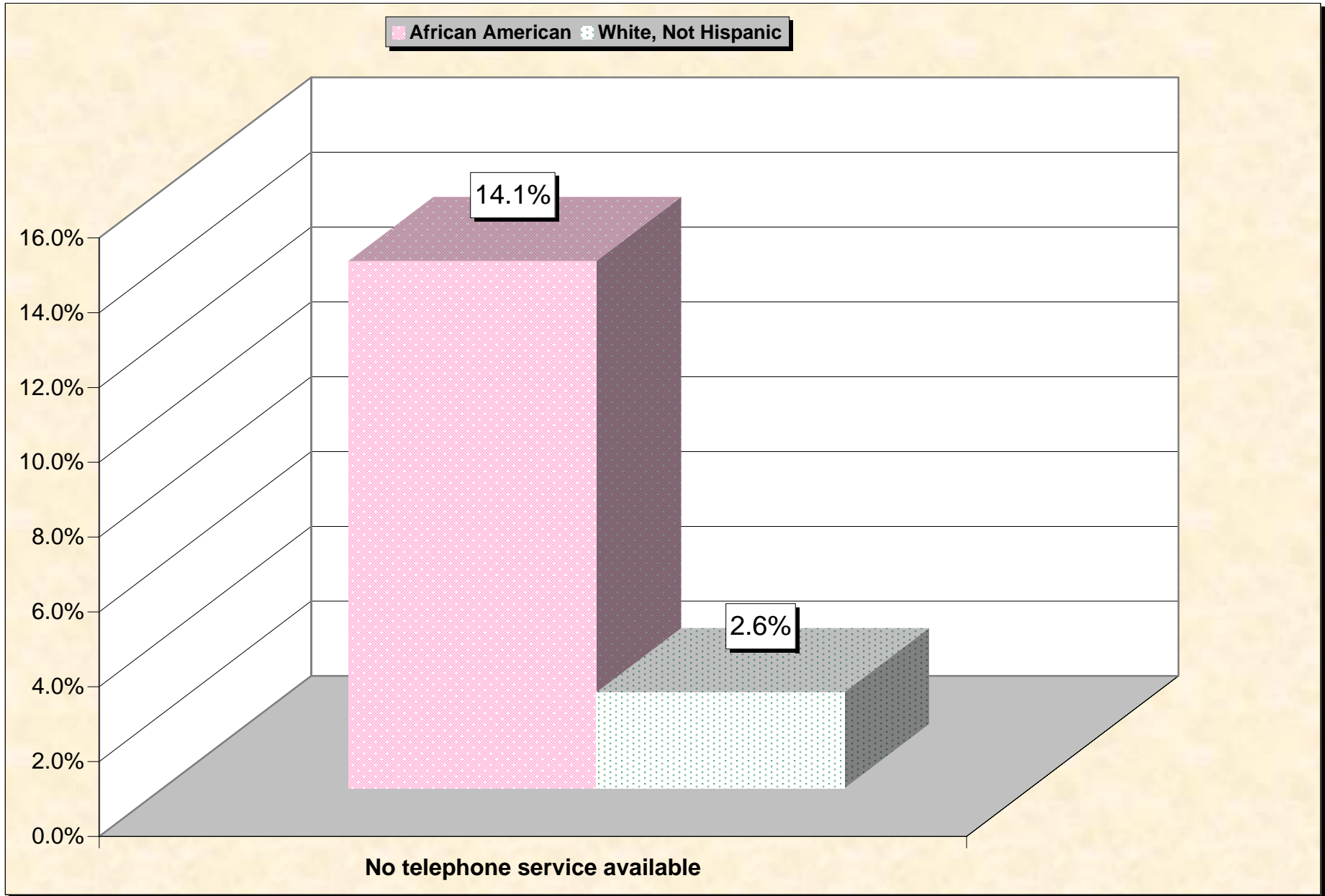
Source: Data Set: Census 2000 Summary File 3 (SF 3) - Sample Data -- H11. TENURE BY RACE OF HOUSEHOLDER [17] - Universe: Occupied housing units; H13. TENURE (WHITE ALONE, NOT HISPANIC OR LATINO HOUSEHOLDER) [3] - Universe: Occupied housing units with a householder who is White alone, not Hispanic or Latino.

# Chart 12 -- Occupants Per Room (Crowding) by Household Hale County, Alabama



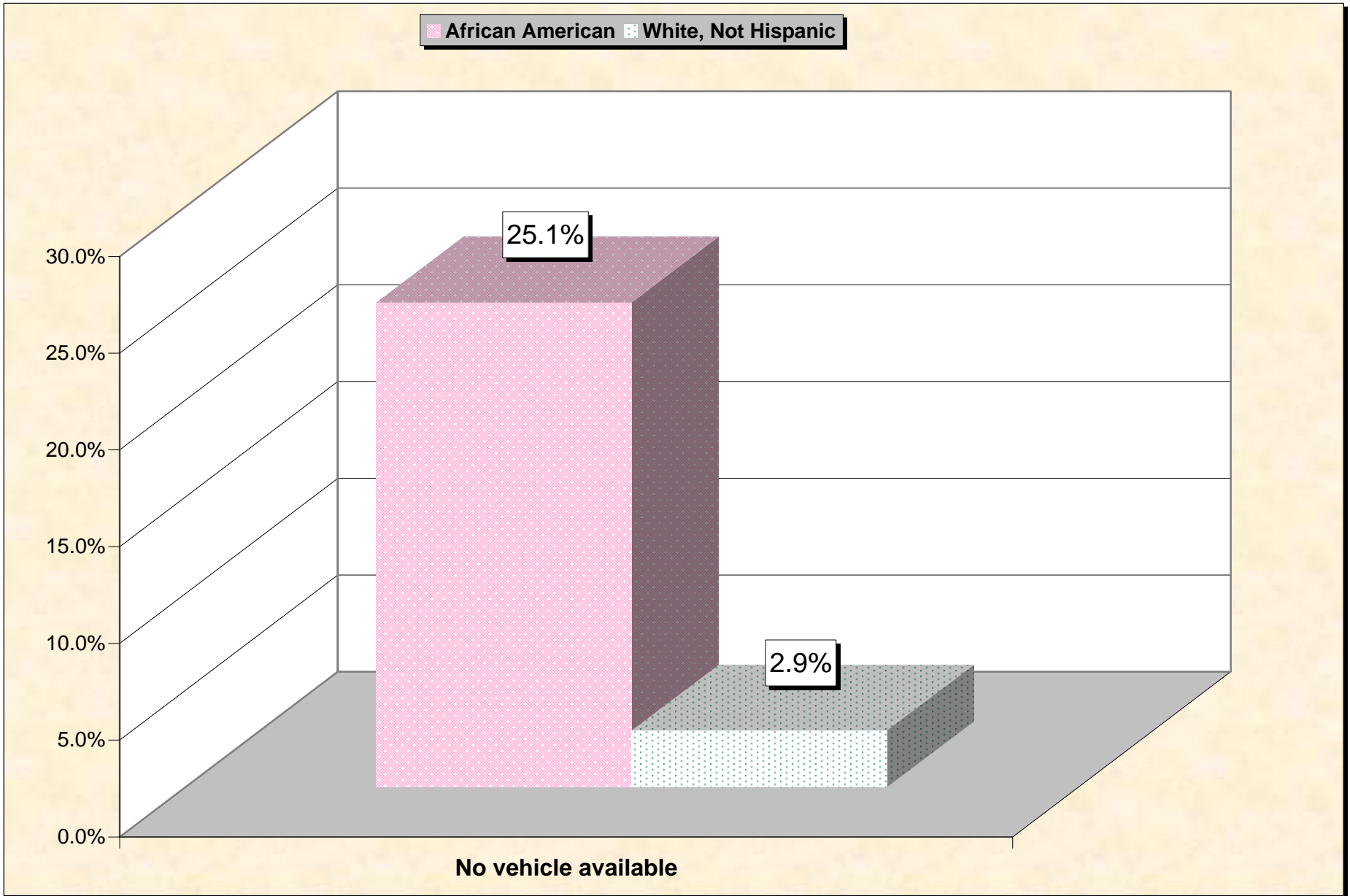
Source: Data Set: Census 2000 Summary File 3 (SF 3) - Sample Data -- HCT29B. OCCUPANTS PER ROOM (BLACK OR AFRICAN AMERICAN ALONE HOUSEHOLDER) [3] - Universe: Occupied housing units with a householder who is Black or African American alone; HCT29I. OCCUPANTS PER ROOM (WHITE ALONE, NOT HISPANIC OR LATINO HOUSEHOLDER) [3] - Universe: Occupied housing units with a householder who is White alone, not Hispanic or Latino.

# Chart 13 -- Lack of Telephone Service by Household Hale County, Alabama



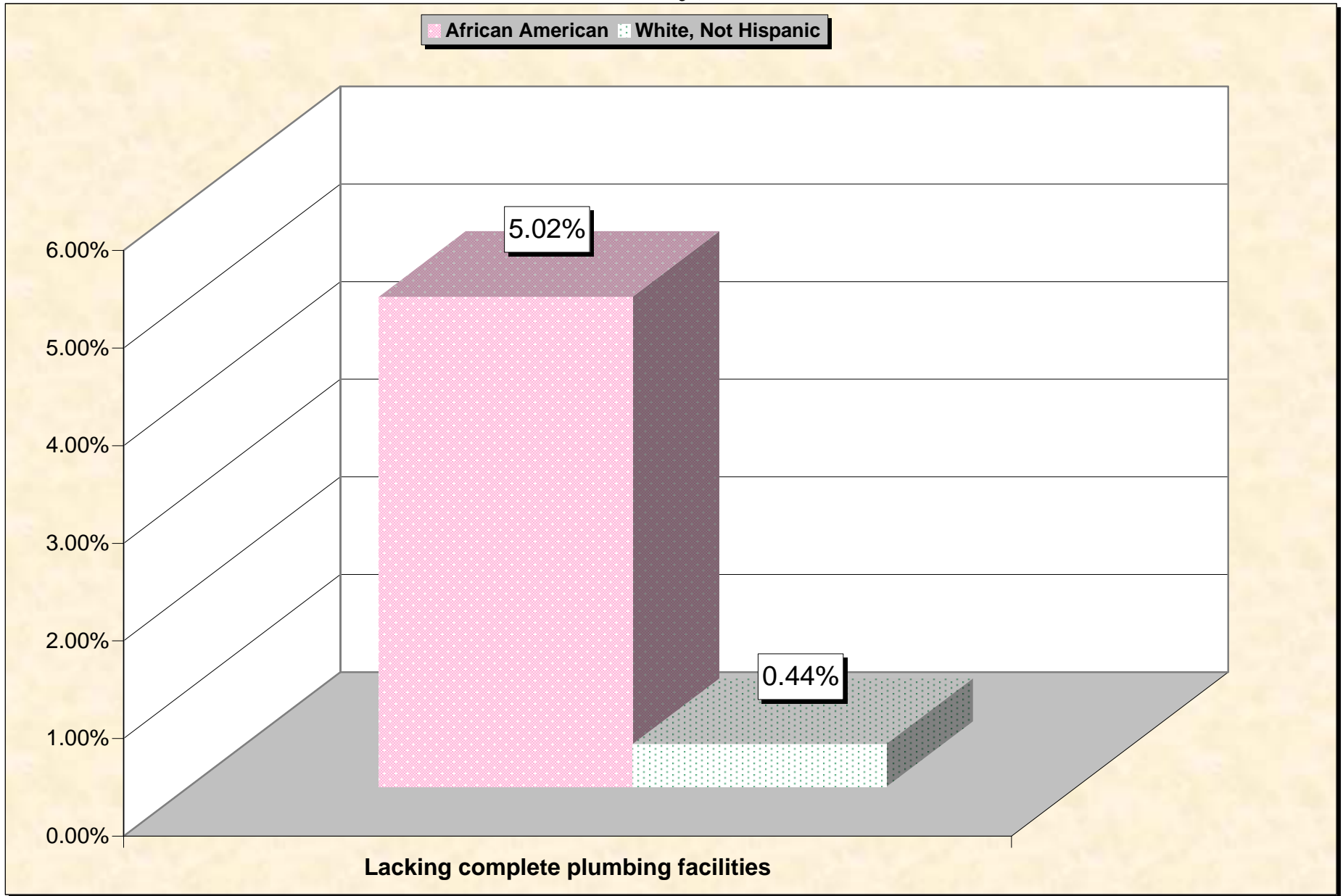
Source: Data Set: Census 2000 Summary File 3 (SF 3) - Sample Data -- HCT32B. TELEPHONE SERVICE AVAILABLE (BLACK OR AFRICAN AMERICAN ALONE HOUSEHOLDER) [3] - Universe: Occupied housing units with a householder who is Black or African American alone; HCT32I. TELEPHONE SERVICE AVAILABLE (WHITE ALONE, NOT HISPANIC OR LATINO HOUSEHOLDER) [3] - Universe: Occupied housing units with a householder who is White alone, not Hispanic or Latino.

# Chart 14 -- Lack of Vehicle By Household Hale County, Alabama



Source: Data Set: Census 2000 Summary File 3 (SF 3) - Sample Data -- HCT33B. VEHICLES AVAILABLE (BLACK OR AFRICAN AMERICAN ALONE HOUSEHOLDER) [3] - Universe: Occupied housing units with a householder who is Black or African American alone;; HCT33I. VEHICLES AVAILABLE (WHITE ALONE, NOT HISPANIC OR LATINO HOUSEHOLDER) [3] - Universe: Occupied housing units with a householder who is White alone, not Hispanic or Latino.

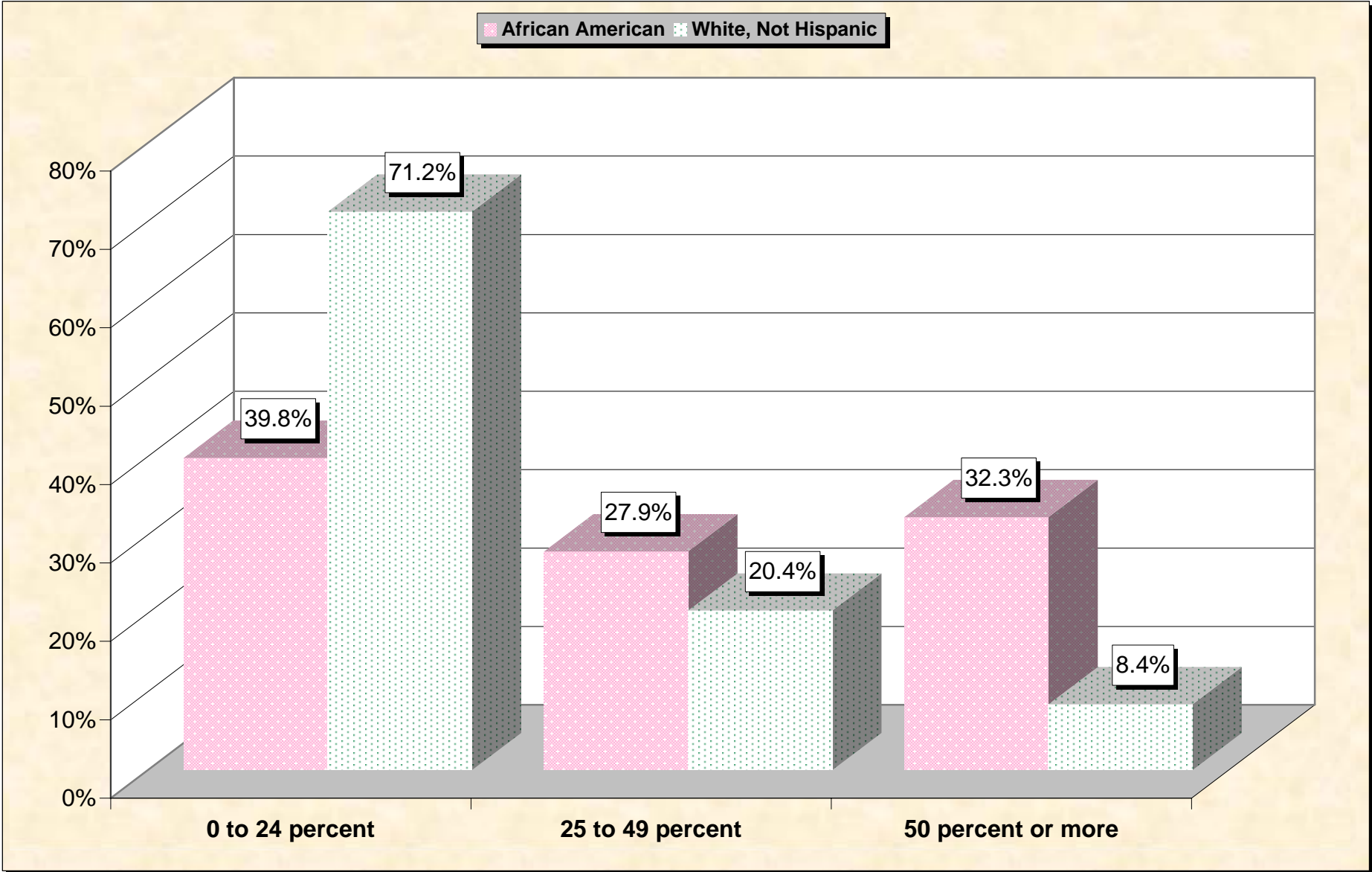
# Chart 15 -- Lack of Plumbing By Household Hale County, Alabama



Source: Data Set: Census 2000 Summary File 3 (SF 3) - Sample Data -- HCT34B. PLUMBING FACILITIES (BLACK OR AFRICAN AMERICAN ALONE HOUSEHOLDER) [3] - Universe: Occupied housing units with a householder who is Black or African American alone; HCT34I. PLUMBING FACILITIES (WHITE ALONE, NOT HISPANIC OR LATINO HOUSEHOLDER) [3] - Universe: Occupied housing units with a householder who is White alone, not Hispanic or Latino.



# Chart 16 -- Gross Rent as a Percentage of Household Income in 1999 Hale County, Alabama



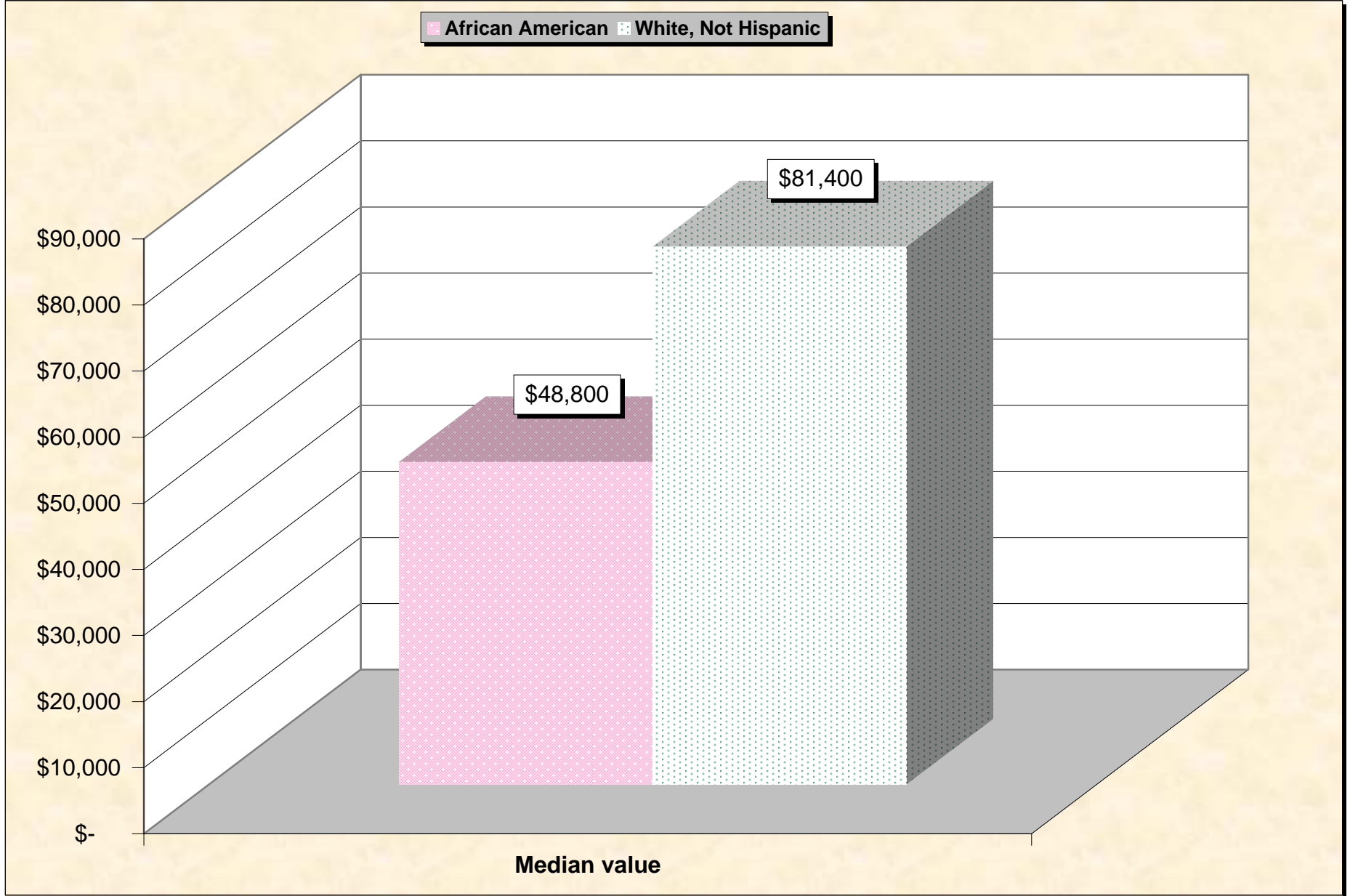
Source: Data Set: Census 2000 Summary File 3 (SF 3) - Sample Data -- HCT39B. GROSS RENT AS A PERCENTAGE OF HOUSEHOLD INCOME IN 1999 (BLACK OR AFRICAN AMERICAN ALONE HOUSEHOLDER) [11] - Universe: Specified renter-occupied housing units with a householder who is Black or African American alone; HCT39I. GROSS RENT AS A PERCENTAGE OF HOUSEHOLD INCOME IN 1999 (WHITE ALONE, NOT HISPANIC OR LATINO HOUSEHOLDER) [11] - Universe: Specified renter-occupied housing units with a householder who is White alone, not Hispanic or Latino.

# Chart 17 -- Median Gross Rent By Household Hale County, Alabama



Source: Data Set: Census 2000 Summary File 3 (SF 3) - Sample Data -- HCT37B. MEDIAN GROSS RENT (DOLLARS) (BLACK OR AFRICAN AMERICAN ALONE HOUSEHOLDER) [1] - Universe: Specified renter-occupied housing units paying cash rent with a householder who is Black or African American alone; HCT37I. MEDIAN GROSS RENT (DOLLARS) (WHITE ALONE, NOT HISPANIC OR LATINO HOUSEHOLDER) [1] - Universe: Specified renter-occupied housing units paying cash rent with a householder who is White alone, not Hispanic or Latino.

# Chart 18 -- Median Home Value By Household Hale County, Alabama



Source: Data Set: Census 2000 Summary File 3 (SF 3) - Sample Data -- HCT42B. MEDIAN VALUE (DOLLARS) (BLACK OR AFRICAN AMERICAN ALONE HOUSEHOLDER) [1] - Universe: Specified owner-occupied housing units with a householder who is Black or African American alone; HCT42I. MEDIAN VALUE (DOLLARS) (WHITE ALONE, NOT HISPANIC OR LATINO HOUSEHOLDER) [1] - Universe: Specified owner-occupied housing units with a householder who is White alone, not Hispanic or Latino.

## HOUSEHOLDS BY AGE OF HOUSEHOLDER BY HOUSEHOLD TYPE (INCLUDING LIVING ALONE) BY PRESENCE OF OWN CHILDREN UNDER 18 YEARS

Source data for Chart 1

|   | African American        | White, Not Hispanic     |
|---|-------------------------|-------------------------|
|   | Hale County,<br>Alabama | Hale County,<br>Alabama |
| Total:                                  | 3,564                   | 2,772                   |
| Householder 15 to 64 years:             | 2,762                   | 2,024                   |
| Family households:                      | 2,096                   | 1,604                   |
| Married-couple family:                  | 936                     | 1,425                   |
| With own children under 18 years        | 621                     | 785                     |
| No own children under 18 years          | 315                     | 640                     |
| Other family:                           | 1,160                   | 179                     |
| Male householder, no wife present:      | 168                     | 59                      |
| With own children under 18 years        | 67                      | 30                      |
| No own children under 18 years          | 101                     | 29                      |
| Female householder, no husband present: | 992                     | 120                     |
| With own children under 18 years        | 699                     | 75                      |
| No own children under 18 years          | 293                     | 45                      |
| Nonfamily households:                   | 666                     | 420                     |
| Householder living alone                | 617                     | 390                     |
| Householder not living alone            | 49                      | 30                      |
| Householder 65 years and over:          | 802                     | 748                     |
| Family households:                      | 395                     | 476                     |
| Married-couple family:                  | 203                     | 395                     |
| With own children under 18 years        | 1                       | 8                       |
| No own children under 18 years          | 202                     | 387                     |
| Other family:                           | 192                     | 81                      |
| Male householder, no wife present:      | 25                      | 3                       |
| With own children under 18 years        | 0                       | 0                       |
| No own children under 18 years          | 25                      | 3                       |
| Female householder, no husband present: | 167                     | 78                      |
| With own children under 18 years        | 0                       | 0                       |
| No own children under 18 years          | 167                     | 78                      |
| Nonfamily households:                   | 407                     | 272                     |
| Householder living alone                | 397                     | 272                     |
| Householder not living alone            | 10                      | 0                       |

Source: Data Set: Census 2000 Summary File 3 (SF 3) - Sample Data - P146B. HOUSEHOLDS BY AGE OF HOUSEHOLDER BY HOUSEHOLD TYPE (INCLUDING LIVING ALONE) BY PRESENCE OF OWN CHILDREN UNDER 18 YEARS (BLACK OR AFRICAN AMERICAN ALONE HOUSEHOLDER) [31] - Universe: Households with a householder who is Black or African American alone; P146I. HOUSEHOLDS BY AGE OF HOUSEHOLDER BY HOUSEHOLD TYPE (INCLUDING LIVING ALONE) BY PRESENCE OF OWN CHILDREN UNDER 18 YEARS (WHITE ALONE, NOT HISPANIC OR LATINO HOUSEHOLDER) [31] - Universe: Households with a householder who is White alone, not Hispanic or Latino.

## SCHOOL ENROLLMENT BY LEVEL OF SCHOOL BY TYPE OF SCHOOL FOR THE POPULATION 3 YEARS AND OVER

**Source data for Chart 2**

|  | African American        | White, Not Hispanic     |
|--|-------------------------|-------------------------|
|  | Hale County,<br>Alabama | Hale County,<br>Alabama |
| Total:                                 | 9,630                   | 6,542                   |
| Enrolled in nursery school, preschool: | 194                     | 95                      |
| Public school                          | 181                     | 64                      |
| Private school                         | 13                      | 31                      |
| Enrolled in kindergarten:              | 149                     | 84                      |
| Public school                          | 149                     | 48                      |
| Private school                         | 0                       | 36                      |
| Enrolled in grade 1 to grade 8:        | 1,626                   | 696                     |
| Public school                          | 1,599                   | 512                     |
| Private school                         | 27                      | 184                     |
| Enrolled in grade 9 to grade 12:       | 867                     | 347                     |
| Public school                          | 848                     | 286                     |
| Private school                         | 19                      | 61                      |
| Enrolled in college:                   | 263                     | 199                     |
| Public school                          | 247                     | 187                     |
| Private school                         | 16                      | 12                      |
| Not enrolled in school                 | 6,531                   | 5,121                   |

*Source: Data Set: Census 2000 Summary File 3 (SF 3) - Sample Data - P146B. HOUSEHOLDS BY AGE OF HOUSEHOLDER BY HOUSEHOLD TYPE (INCLUDING LIVING ALONE) BY PRESENCE OF OWN CHILDREN UNDER 18 YEARS (BLACK OR AFRICAN AMERICAN ALONE HOUSEHOLDER) [31] - Universe: Households with a householder who is Black or African American alone; P146I. HOUSEHOLDS BY AGE OF HOUSEHOLDER BY HOUSEHOLD TYPE (INCLUDING LIVING ALONE) BY PRESENCE OF OWN CHILDREN UNDER 18 YEARS (WHITE ALONE, NOT HISPANIC OR LATINO HOUSEHOLDER) [31] - Universe: Households with a householder who is White alone, not Hispanic or Latino.*

## SEX BY EDUCATIONAL ATTAINMENT FOR THE POPULATION 25 YEARS AND OVER

### Source data for Chart 3

|   | African American        | White, Not Hispanic     |
|---|-------------------------|-------------------------|
|   | Hale County,<br>Alabama | Hale County,<br>Alabama |
| Total:                                      | 5,694                   | 4,769                   |
| Male:                                       | 2,407                   | 2,254                   |
| Less than 9th grade                         | 494                     | 189                     |
| 9th to 12th grade, no diploma               | 626                     | 370                     |
| High school graduate (includes equivalency) | 813                     | 836                     |
| Some college, no degree                     | 285                     | 511                     |
| Associate degree                            | 92                      | 81                      |
| Bachelor's degree                           | 50                      | 191                     |
| Graduate or professional degree             | 47                      | 76                      |
| Female:                                     | 3,287                   | 2,515                   |
| Less than 9th grade                         | 529                     | 195                     |
| 9th to 12th grade, no diploma               | 734                     | 521                     |
| High school graduate (includes equivalency) | 1,247                   | 893                     |
| Some college, no degree                     | 399                     | 470                     |
| Associate degree                            | 177                     | 172                     |
| Bachelor's degree                           | 114                     | 166                     |
| Graduate or professional degree             | 87                      | 98                      |

Source: Data Set: Census 2000 Summary File 3 (SF 3) - Sample Data -- P148B. SEX BY EDUCATIONAL ATTAINMENT FOR THE POPULATION 25 YEARS AND OVER (BLACK OR AFRICAN AMERICAN ALONE) [17] - Universe: Black or African American alone 25 years and over; P148I. SEX BY EDUCATIONAL ATTAINMENT FOR THE POPULATION 25 YEARS AND OVER (WHITE ALONE, NOT HISPANIC OR LATINO) [17] - Universe: White alone, not Hispanic or Latino population 25 years and over.

## SEX BY EMPLOYMENT STATUS FOR THE POPULATION 16 YEARS AND OVER

Source data for Charts 4 and 5

|                    | African American        | White, Not Hispanic     |
|--------------------|-------------------------|-------------------------|
|                    | Hale County,<br>Alabama | Hale County,<br>Alabama |
| Total:             | 7,131                   | 5,481                   |
| Male:              | 3,134                   | 2,664                   |
| In labor force:    | 1,406                   | 1,810                   |
| In Armed Forces    | 0                       | 0                       |
| Civilian:          | 1,406                   | 1,810                   |
| Employed           | 1,298                   | 1,794                   |
| Unemployed         | 108                     | 16                      |
| Not in labor force | 1,728                   | 854                     |
| Female:            | 3,997                   | 2,817                   |
| In labor force:    | 1,753                   | 1,314                   |
| In Armed Forces    | 0                       | 0                       |
| Civilian:          | 1,753                   | 1,314                   |
| Employed           | 1,450                   | 1,234                   |
| Unemployed         | 303                     | 80                      |
| Not in labor force | 2,244                   | 1,503                   |

*Source: Data Set: Census 2000 Summary File 3 (SF 3) - Sample Data -- P150B. SEX BY EMPLOYMENT STATUS FOR THE POPULATION 16 YEARS AND OVER (BLACK OR AFRICAN AMERICAN ALONE) [15] - Universe: Black or African American alone 16 years and over; P150I. SEX BY EMPLOYMENT STATUS FOR THE POPULATION 16 YEARS AND OVER (WHITE ALONE, NOT HISPANIC OR LATINO) [15] - Universe: White alone, not Hispanic or Latino population 16 years and over.*

## HOUSEHOLD INCOME IN 1999

### Source data for Chart 6

|                        | African American        | White, Not Hispanic     |
|------------------------|-------------------------|-------------------------|
|                        | Hale County,<br>Alabama | Hale County,<br>Alabama |
| Total:                 | 3,564                   | 2,772                   |
| Less than \$10,000     | 1,203                   | 315                     |
| \$10,000 to \$14,999   | 425                     | 158                     |
| \$15,000 to \$19,999   | 303                     | 162                     |
| \$20,000 to \$24,999   | 343                     | 152                     |
| \$25,000 to \$29,999   | 249                     | 210                     |
| \$30,000 to \$34,999   | 220                     | 212                     |
| \$35,000 to \$39,999   | 184                     | 171                     |
| \$40,000 to \$44,999   | 93                      | 227                     |
| \$45,000 to \$49,999   | 106                     | 162                     |
| \$50,000 to \$59,999   | 201                     | 255                     |
| \$60,000 to \$74,999   | 91                      | 379                     |
| \$75,000 to \$99,999   | 73                      | 227                     |
| \$100,000 to \$124,999 | 29                      | 86                      |
| \$125,000 to \$149,999 | 14                      | 35                      |
| \$150,000 to \$199,999 | 5                       | 13                      |
| \$200,000 or more      | 25                      | 8                       |

Source: Data Set: Census 2000 Summary File 3 (SF 3) - Sample Data -- P151B. HOUSEHOLD INCOME IN 1999 (BLACK OR AFRICAN AMERICAN ALONE HOUSEHOLDER) [17] - Universe: Households with a householder who is Black or African American alone; P151I. HOUSEHOLD INCOME IN 1999 (WHITE ALONE, NOT HISPANIC OR LATINO HOUSEHOLDER) [17] - Universe: Households with a householder who is White alone, not Hispanic or Latino.



## MEDIAN FAMILY INCOME IN 1999

### Source data for Chart 7

|                              | African American        | White, Not Hispanic     |
|------------------------------|-------------------------|-------------------------|
|                              | Hale County,<br>Alabama | Hale County,<br>Alabama |
| Median family income in 1999 | \$ 21,410               | \$ 46,133               |

Source: Data Set: Census 2000 Summary File 3 (SF 3) - Sample Data -- P155B. MEDIAN FAMILY INCOME IN 1999 (DOLLARS) (BLACK OR AFRICAN AMERICAN ALONE HOUSEHOLDER) [1] - Universe: Families with a householder who is Black or African American alone ; P155I. MEDIAN FAMILY INCOME IN 1999 (DOLLARS) (WHITE ALONE, NOT HISPANIC OR LATINO HOUSEHOLDER) [1] - Universe: Families with a householder who is White alone, not Hispanic or Latino.

## PER CAPITA INCOME IN 1999

### Source data for Chart 8

|                           | African American        | White, Not Hispanic     |
|---------------------------|-------------------------|-------------------------|
|                           | Hale County,<br>Alabama | Hale County,<br>Alabama |
| Per capita income in 1999 | \$ 8,888                | \$ 18,441               |

Source: Data Set: Census 2000 Summary File 3 (SF 3) - Sample Data -- P157B. PER CAPITA INCOME IN 1999 (DOLLARS) (BLACK OR AFRICAN AMERICAN ALONE) [1] - Universe: Black or African American alone; P157I. PER CAPITA INCOME IN 1999 (DOLLARS) (WHITE ALONE, NOT HISPANIC OR LATINO) [1] - Universe: White alone, not Hispanic or Latino population.

## POVERTY STATUS IN 1999 BY AGE

### Source data for Chart 9

|   | African American        | White, Not Hispanic     |
|---|-------------------------|-------------------------|
|   | Hale County,<br>Alabama | Hale County,<br>Alabama |
| Total:                                    | 9,959                   | 6,675                   |
| Income in 1999 below poverty level:       | 3,779                   | 653                     |
| Under 5 years                             | 514                     | 29                      |
| 5 years                                   | 61                      | 5                       |
| 6 to 11 years                             | 476                     | 91                      |
| 12 to 17 years                            | 432                     | 35                      |
| 18 to 64 years                            | 1,838                   | 366                     |
| 65 to 74 years                            | 255                     | 45                      |
| 75 years and over                         | 203                     | 82                      |
| Income in 1999 at or above poverty level: | 6,180                   | 6,022                   |
| Under 5 years                             | 373                     | 404                     |
| 5 years                                   | 126                     | 37                      |
| 6 to 11 years                             | 710                     | 401                     |
| 12 to 17 years                            | 685                     | 518                     |
| 18 to 64 years                            | 3,655                   | 3,694                   |
| 65 to 74 years                            | 331                     | 576                     |
| 75 years and over                         | 300                     | 392                     |

Source: Data Set: Census 2000 Summary File 3 (SF 3) - Sample Data -- P159B. POVERTY STATUS IN 1999 BY AGE (BLACK OR AFRICAN AMERICAN ALONE) [17] - Universe: Black or African American alone for whom poverty status is determined;P159I. POVERTY STATUS IN 1999 BY AGE (WHITE ALONE, NOT HISPANIC OR LATINO) [17] - Universe: White alone, not Hispanic or Latino population for whom poverty status is determined.

## MEDIAN EARNINGS IN 1999

### Source data for Chart 10

|   | African American        | White, Not Hispanic     |
|---|-------------------------|-------------------------|
|   | Hale County,<br>Alabama | Hale County,<br>Alabama |
| Median earnings in 1999 --              |                         |                         |
| Worked full-time, year-round in 1999 -- |                         |                         |
| Total                                   | \$ 19,957               | \$ 30,405               |
| Male                                    | \$ 22,284               | \$ 35,467               |
| Female                                  | \$ 16,271               | \$ 24,816               |
| Other --                                |                         |                         |
| Total                                   | \$ 9,601                | \$ 10,586               |
| Male                                    | \$ 10,337               | \$ 11,884               |
| Female                                  | \$ 9,182                | \$ 9,274                |

Source: Data Set: Census 2000 Summary File 3 (SF 3) - Sample Data -- PCT74B. MEDIAN EARNINGS IN 1999 (DOLLARS) BY WORK EXPERIENCE IN 1999 BY SEX FOR THE POPULATION 16 YEARS AND OVER WITH EARNINGS (BLACK OR AFRICAN AMERICAN ALONE) [6] - Universe: Black or African American alone 16 years and over with earnings in 1999; PCT74I. MEDIAN EARNINGS IN 1999 (DOLLARS) BY WORK EXPERIENCE IN 1999 BY SEX FOR THE POPULATION 16 YEARS AND OVER WITH EARNINGS (WHITE ALONE, NOT HISPANIC OR LATINO) [6] - Universe: White alone, not Hispanic or Latino population 16 years and over with earnings in 1999.

## TENURE BY RACE OF HOUSEHOLDER

### Source data for Chart 11

|   | <b>Hale County,<br/>Alabama</b> |
|---|---------------------------------|
| Total:  | 6,415                           |
| Owner occupied:   | 5,146                           |
| Householder who is White alone                                      | 2,345                           |
| <b>Householder who is Black or African American alone</b>           | <b>2,746</b>                    |
| Householder who is American Indian and Alaska Native alone          | 19                              |
| Householder who is Asian alone                                      | 0                               |
| Householder who is Native Hawaiian and Other Pacific Islander alone | 0                               |
| Householder who is Some other race alone                            | 21                              |
| Householder who is Two or more races                                | 15                              |
| Renter occupied:  | 1,269                           |
| Householder who is White alone                                      | 389                             |
| <b>Householder who is Black or African American alone</b>           | <b>858</b>                      |
| Householder who is American Indian and Alaska Native alone          | 0                               |
| Householder who is Asian alone                                      | 0                               |
| Householder who is Native Hawaiian and Other Pacific Islander alone | 0                               |
| Householder who is Some other race alone                            | 10                              |
| Householder who is Two or more races                                | 12                              |

### White alone, not Hispanic

### White, Not Hispanic

|                 |  | <b>Hale County,<br/>Alabama</b> |
|-----------------|--|---------------------------------|
| Total:          |  | 2,728                           |
| Owner occupied  |  | 2,339                           |
| Renter occupied |  | 389                             |

Source: Data Set: Census 2000 Summary File 3 (SF 3) - Sample Data -- H11. TENURE BY RACE OF HOUSEHOLDER [17] - Universe: Occupied housing units; H13. TENURE (WHITE ALONE, NOT HISPANIC OR LATINO HOUSEHOLDER) [3] - Universe: Occupied housing units with a householder who is White alone, not Hispanic or Latino.

## OCCUPANTS PER ROOM

### Source data for Chart 12

|                                 | African American        | White, Not Hispanic     |
|---------------------------------|-------------------------|-------------------------|
|                                 | Hale County,<br>Alabama | Hale County,<br>Alabama |
| Total:                          | 3,604                   | 2,728                   |
| 1.00 or less occupants per room | 3,356                   | 2,685                   |
| 1.01 or more occupants per room | 248                     | 43                      |

Source: Data Set: Census 2000 Summary File 3 (SF 3) - Sample Data -- HCT29B. OCCUPANTS PER ROOM (BLACK OR AFRICAN AMERICAN ALONE HOUSEHOLDER) [3] - Universe: Occupied housing units with a householder who is Black or African American alone; HCT29I. OCCUPANTS PER ROOM (WHITE ALONE, NOT HISPANIC OR LATINO HOUSEHOLDER) [3] - Universe: Occupied housing units with a householder who is White alone, not Hispanic or Latino.

## TELEPHONE SERVICE AVAILABLE

### Source data for Chart 13

|                                  | African American        | White, Not Hispanic     |
|----------------------------------|-------------------------|-------------------------|
|                                  | Hale County,<br>Alabama | Hale County,<br>Alabama |
| Total:                           | 3,604                   | 2,728                   |
| With telephone service available | 3,096                   | 2,658                   |
| No telephone service available   | 508                     | 70                      |

Source: Data Set: Census 2000 Summary File 3 (SF 3) - Sample Data -- HCT32B. TELEPHONE SERVICE AVAILABLE (BLACK OR AFRICAN AMERICAN ALONE HOUSEHOLDER) [3] - Universe: Occupied housing units with a householder who is Black or African American alone; HCT32I. TELEPHONE SERVICE AVAILABLE (WHITE ALONE, NOT HISPANIC OR LATINO HOUSEHOLDER) [3] - Universe: Occupied housing units with a householder who is White alone, not Hispanic or Latino.

## VEHICLES AVAILABLE

### Source data for Chart 14

|                              | African American        | White, Not Hispanic     |
|------------------------------|-------------------------|-------------------------|
|                              | Hale County,<br>Alabama | Hale County,<br>Alabama |
| Total:                       | 3,604                   | 2,728                   |
| No vehicle available         | 903                     | 80                      |
| 1 or more vehicles available | 2,701                   | 2,648                   |

Source: Data Set: Census 2000 Summary File 3 (SF 3) - Sample Data -- HCT33B. VEHICLES AVAILABLE (BLACK OR AFRICAN AMERICAN ALONE HOUSEHOLDER) [3] - Universe: Occupied housing units with a householder who is Black or African American alone;; HCT33I. VEHICLES AVAILABLE (WHITE ALONE, NOT HISPANIC OR LATINO HOUSEHOLDER) [3] - Universe: Occupied housing units with a householder who is White alone, not Hispanic or Latino.

## PLUMBING FACILITIES

### Source data for Chart 15

|                                      | African American        | White, Not Hispanic     |
|--------------------------------------|-------------------------|-------------------------|
|                                      | Hale County,<br>Alabama | Hale County,<br>Alabama |
| Total:                               | 3,604                   | 2,728                   |
| Complete plumbing facilities         | 3,423                   | 2,716                   |
| Lacking complete plumbing facilities | 181                     | 12                      |

Source: Data Set: Census 2000 Summary File 3 (SF 3) - Sample Data -- HCT34B. PLUMBING FACILITIES (BLACK OR AFRICAN AMERICAN ALONE HOUSEHOLDER) [3] - Universe: Occupied housing units with a householder who is Black or African American alone; HCT34I. PLUMBING FACILITIES (WHITE ALONE, NOT HISPANIC OR LATINO HOUSEHOLDER) [3] - Universe: Occupied housing units with a householder who is White alone, not Hispanic or Latino.

## GROSS RENT AS A PERCENTAGE OF HOUSEHOLD INCOME IN 1999

### Source data for Chart 16

|                      | African American        | White, Not Hispanic     |
|----------------------|-------------------------|-------------------------|
|                      | Hale County,<br>Alabama | Hale County,<br>Alabama |
| Total:               | 829                     | 330                     |
| Less than 10 percent | 74                      | 50                      |
| 10 to 14 percent     | 63                      | 46                      |
| 15 to 19 percent     | 16                      | 25                      |
| 20 to 24 percent     | 47                      | 40                      |
| 25 to 29 percent     | 41                      | 23                      |
| 30 to 34 percent     | 52                      | 13                      |
| 35 to 39 percent     | 24                      | 10                      |
| 40 to 49 percent     | 23                      | 0                       |
| 50 percent or more   | 162                     | 19                      |
| Not computed         | 327                     | 104                     |

Source: Data Set: Census 2000 Summary File 3 (SF 3) - Sample Data -- HCT39B. GROSS RENT AS A PERCENTAGE OF HOUSEHOLD INCOME IN 1999 (BLACK OR AFRICAN AMERICAN ALONE HOUSEHOLDER) [11] - Universe: Specified renter-occupied housing units with a householder who is Black or African American alone; HCT39I. GROSS RENT AS A PERCENTAGE OF HOUSEHOLD INCOME IN 1999 (WHITE ALONE, NOT HISPANIC OR LATINO HOUSEHOLDER) [11] - Universe: Specified renter-occupied housing units with a householder who is White alone, not Hispanic or Latino.

## MEDIAN GROSS RENT

### Source data for Chart 17

|                   | African American        | White, Not Hispanic     |
|-------------------|-------------------------|-------------------------|
|                   | Hale County,<br>Alabama | Hale County,<br>Alabama |
| Median gross rent | \$ 236                  | \$ 406                  |

Source: Data Set: Census 2000 Summary File 3 (SF 3) - Sample Data -- HCT37B. MEDIAN GROSS RENT (DOLLARS) (BLACK OR AFRICAN AMERICAN ALONE HOUSEHOLDER) [1] - Universe: Specified renter-occupied housing units paying cash rent with a householder who is Black or African American alone; HCT37I. MEDIAN GROSS RENT (DOLLARS) (WHITE ALONE, NOT HISPANIC OR LATINO HOUSEHOLDER) [1] - Universe: Specified renter-occupied housing units paying cash rent with a householder who is White alone, not Hispanic or Latino.

## MEDIAN HOME VALUE

### Source data for Chart 18

|              | African American        | White, Not Hispanic     |
|--------------|-------------------------|-------------------------|
|              | Hale County,<br>Alabama | Hale County,<br>Alabama |
| Median value | \$ 48,800               | \$ 81,400               |

Source: Data Set: Census 2000 Summary File 3 (SF 3) - Sample Data -- HCT42B. MEDIAN VALUE (DOLLARS) (BLACK OR AFRICAN AMERICAN ALONE HOUSEHOLDER) [1] - Universe: Specified owner-occupied housing units with a householder who is Black or African American alone; HCT42I. MEDIAN VALUE (DOLLARS) (WHITE ALONE, NOT HISPANIC OR LATINO HOUSEHOLDER) [1] - Universe: Specified owner-occupied housing units with a householder who is White alone, not Hispanic or Latino.