

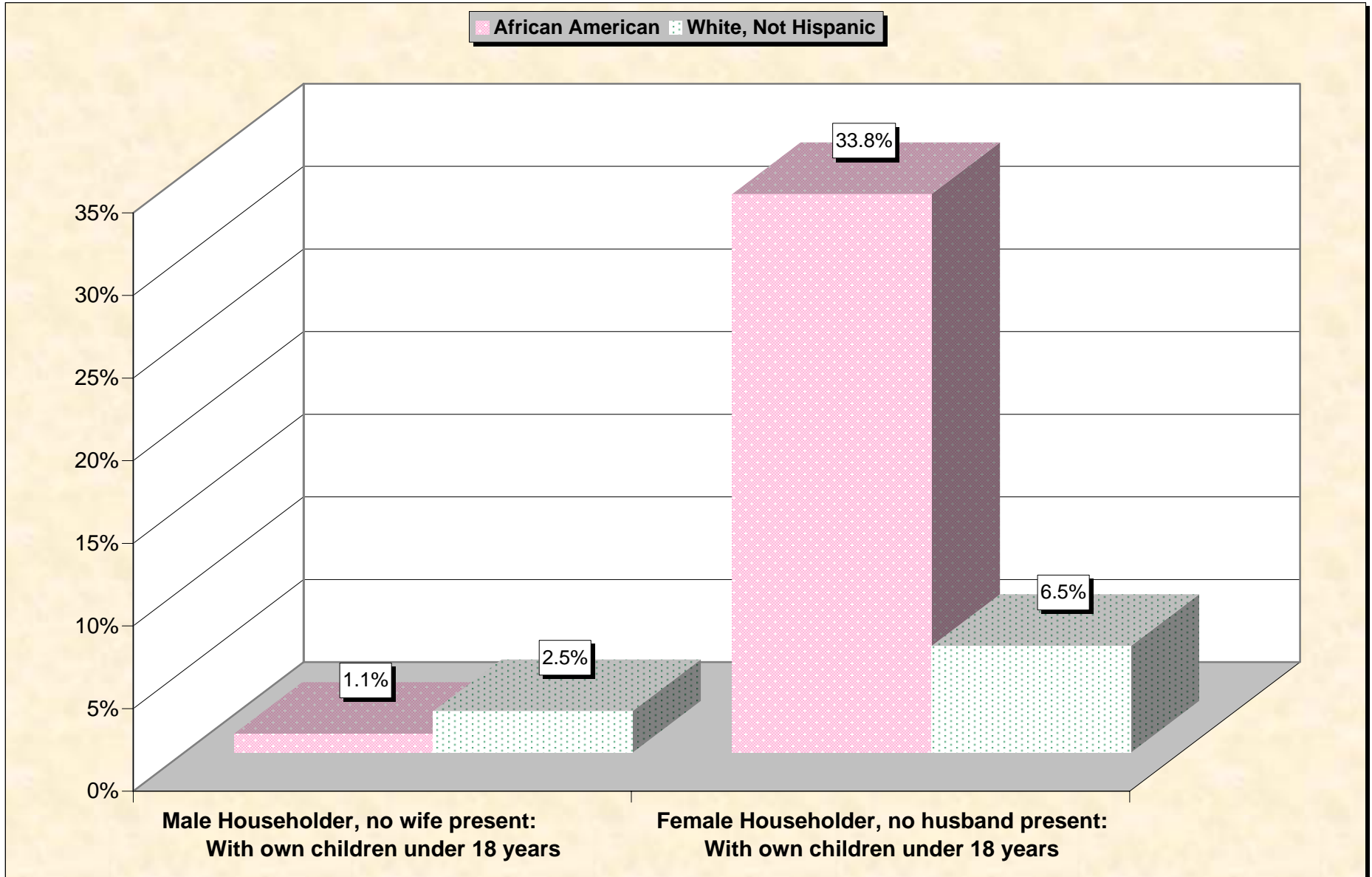
Selected Socio-Economic Data

Bibb County, Alabama

African American and White, Not Hispanic

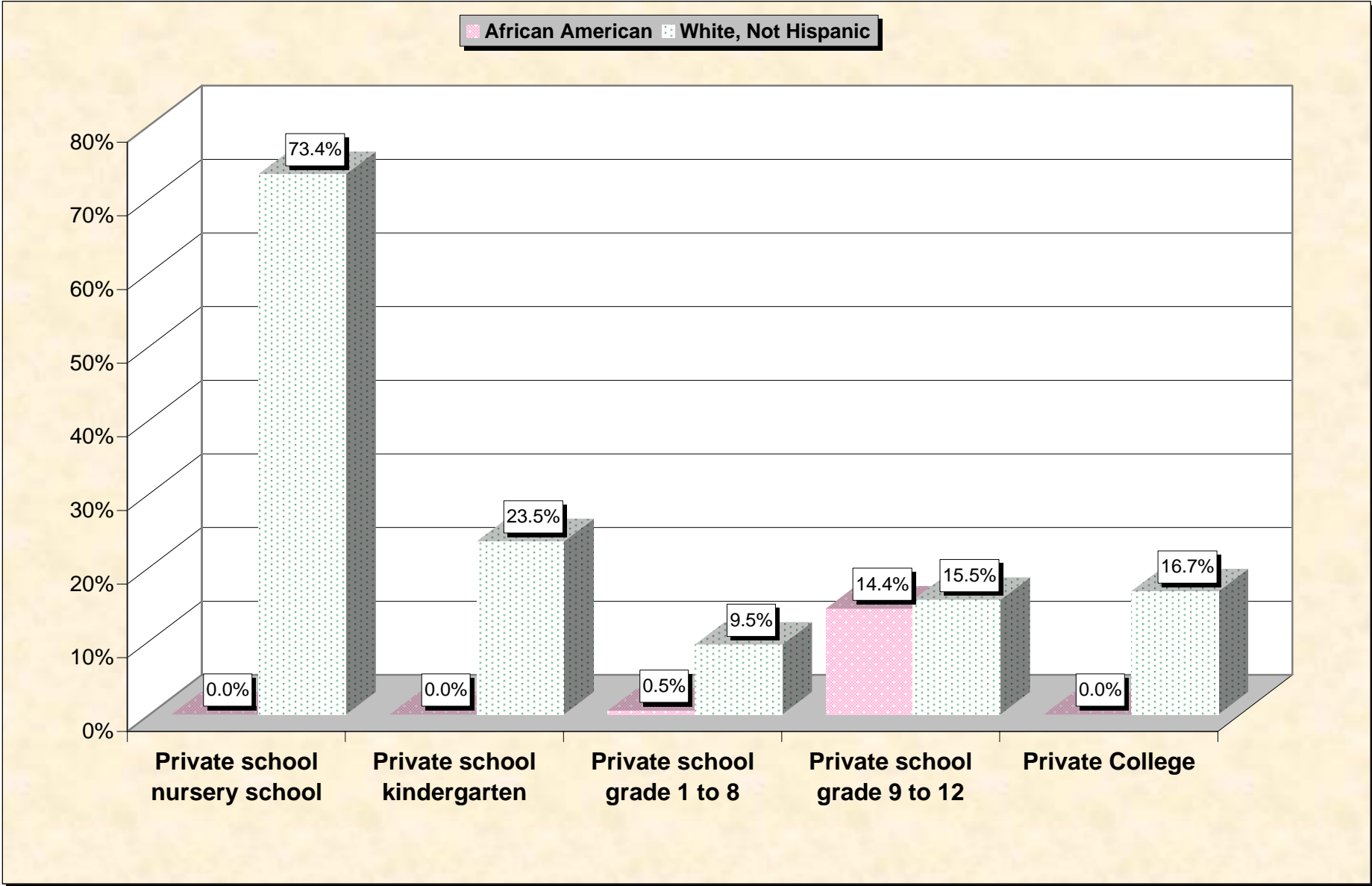
Data Set: Census 2000 Summary File 3 (SF 3) - Sample Data

Chart 1 -- Single-Parent Family Households (Householder 15 to 64 years) Bibb County, Alabama



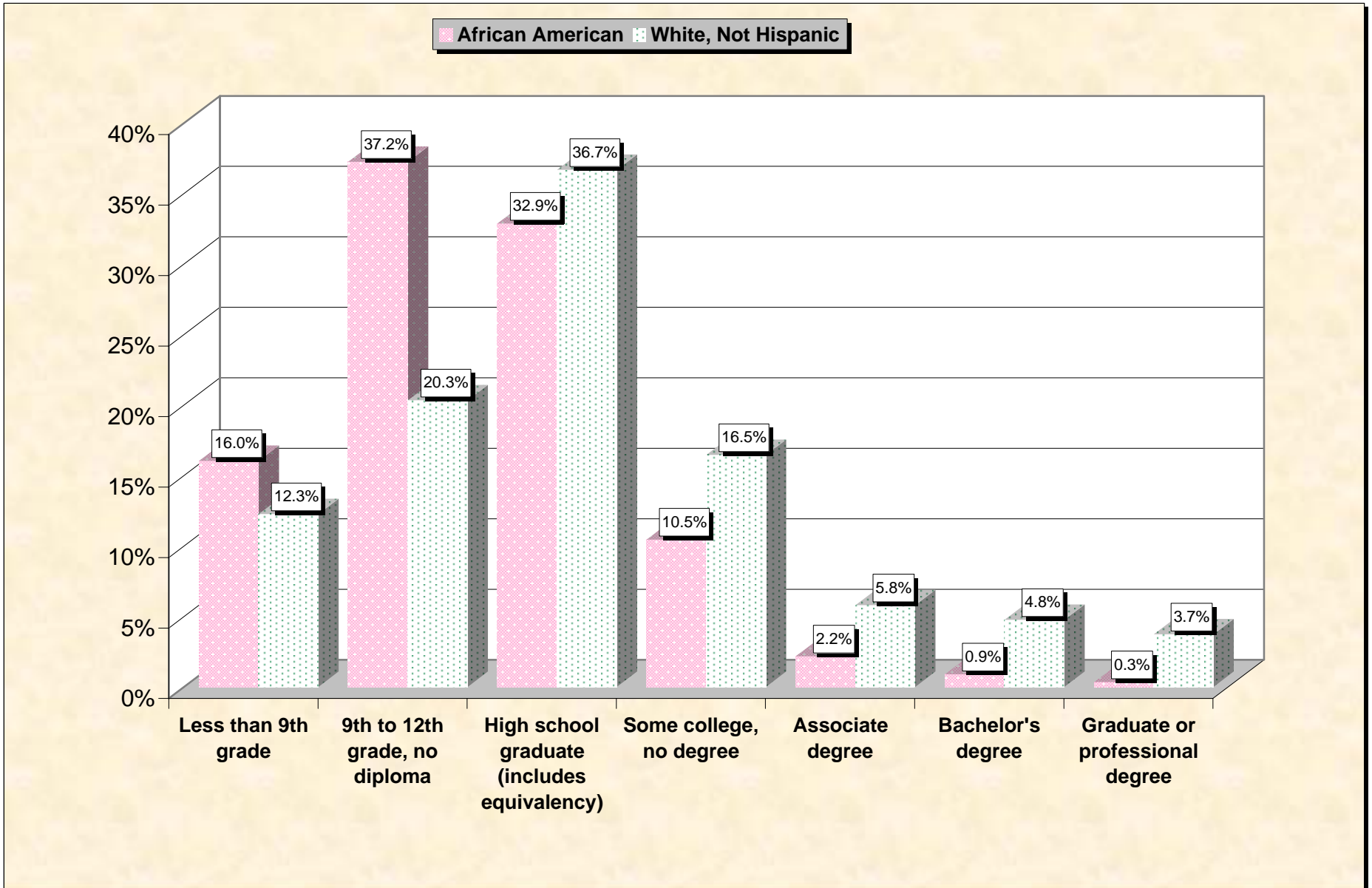
Source: Data Set: Census 2000 Summary File 3 (SF 3) - Sample Data - P146B. HOUSEHOLDS BY AGE OF HOUSEHOLDER BY HOUSEHOLD TYPE (INCLUDING LIVING ALONE) BY PRESENCE OF OWN CHILDREN UNDER 18 YEARS (BLACK OR AFRICAN AMERICAN ALONE HOUSEHOLDER) [31] - Universe: Households with a householder who is Black or African American alone; P146I. HOUSEHOLDS BY AGE OF HOUSEHOLDER BY HOUSEHOLD TYPE (INCLUDING LIVING ALONE) BY PRESENCE OF OWN CHILDREN UNDER 18 YEARS (WHITE ALONE, NOT HISPANIC OR LATINO HOUSEHOLDER) [31] - Universe: Households with a householder who is White alone, not Hispanic or Latino.

Chart 2 -- Private School Enrollment (3 years and over) Bibb County, Alabama



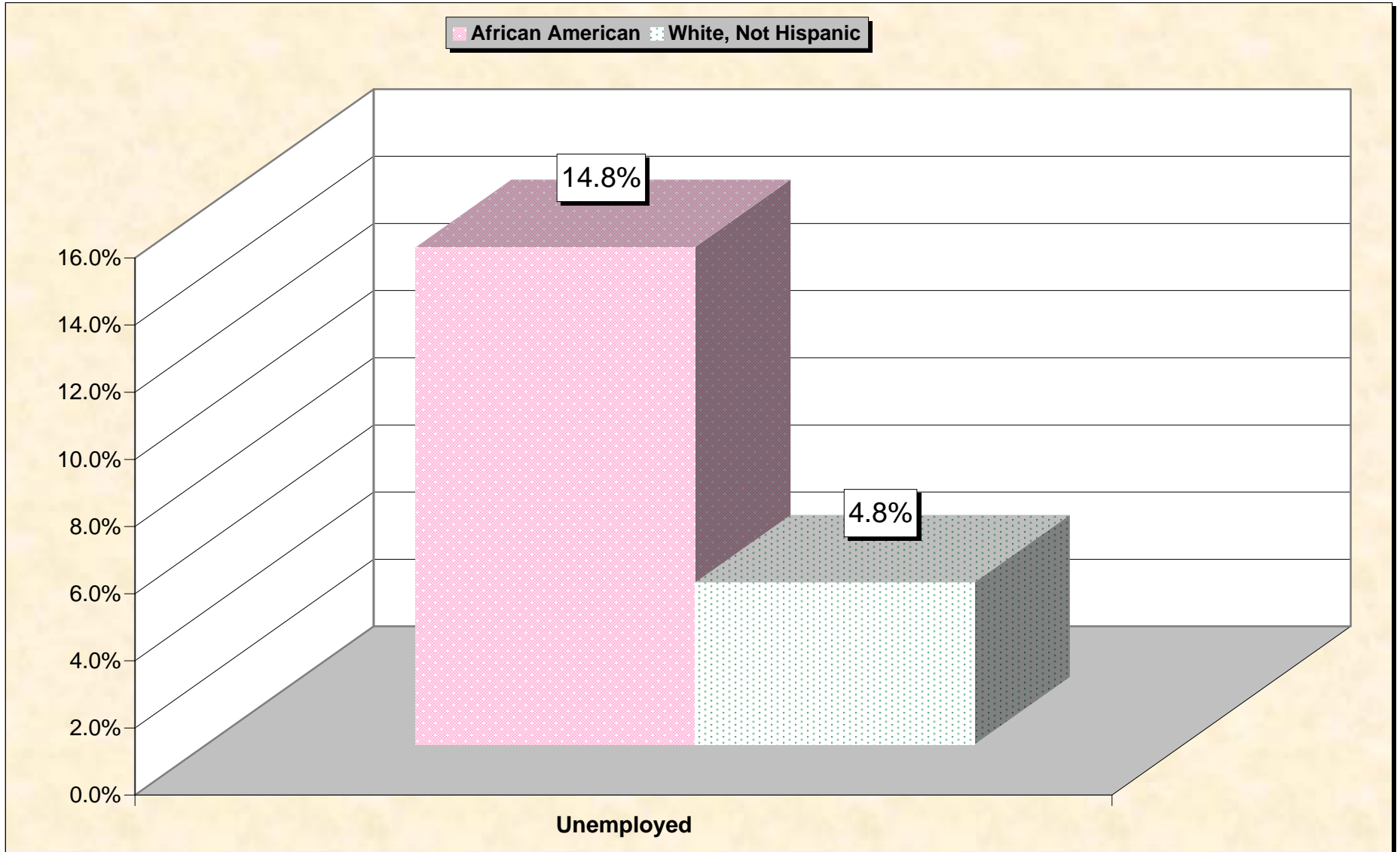
Source: Data Set: Census 2000 Summary File 3 (SF 3) - Sample Data -- P147B. SCHOOL ENROLLMENT BY LEVEL OF SCHOOL BY TYPE OF SCHOOL FOR THE POPULATION 3 YEARS AND OVER (BLACK OR AFRICAN AMERICAN ALONE) [17] - Universe: Black or African American alone 3 years and over; P147I. SCHOOL ENROLLMENT BY LEVEL OF SCHOOL BY TYPE OF SCHOOL FOR THE POPULATION 3 YEARS AND OVER (WHITE ALONE, NOT HISPANIC OR LATINO) [17] - Universe: White alone, not Hispanic or Latino population 3 years and over.

Chart 3 -- Educational Attainment (25 years and over) Bibb County, Alabama



Source: Data Set: Census 2000 Summary File 3 (SF 3) - Sample Data -- P148B. SEX BY EDUCATIONAL ATTAINMENT FOR THE POPULATION 25 YEARS AND OVER (BLACK OR AFRICAN AMERICAN ALONE) [17] - Universe: Black or African American alone 25 years and over; P148I. SEX BY EDUCATIONAL ATTAINMENT FOR THE POPULATION 25 YEARS AND OVER (WHITE ALONE, NOT HISPANIC OR LATINO) [17] - Universe: White alone, not Hispanic or Latino population 25 years and over.

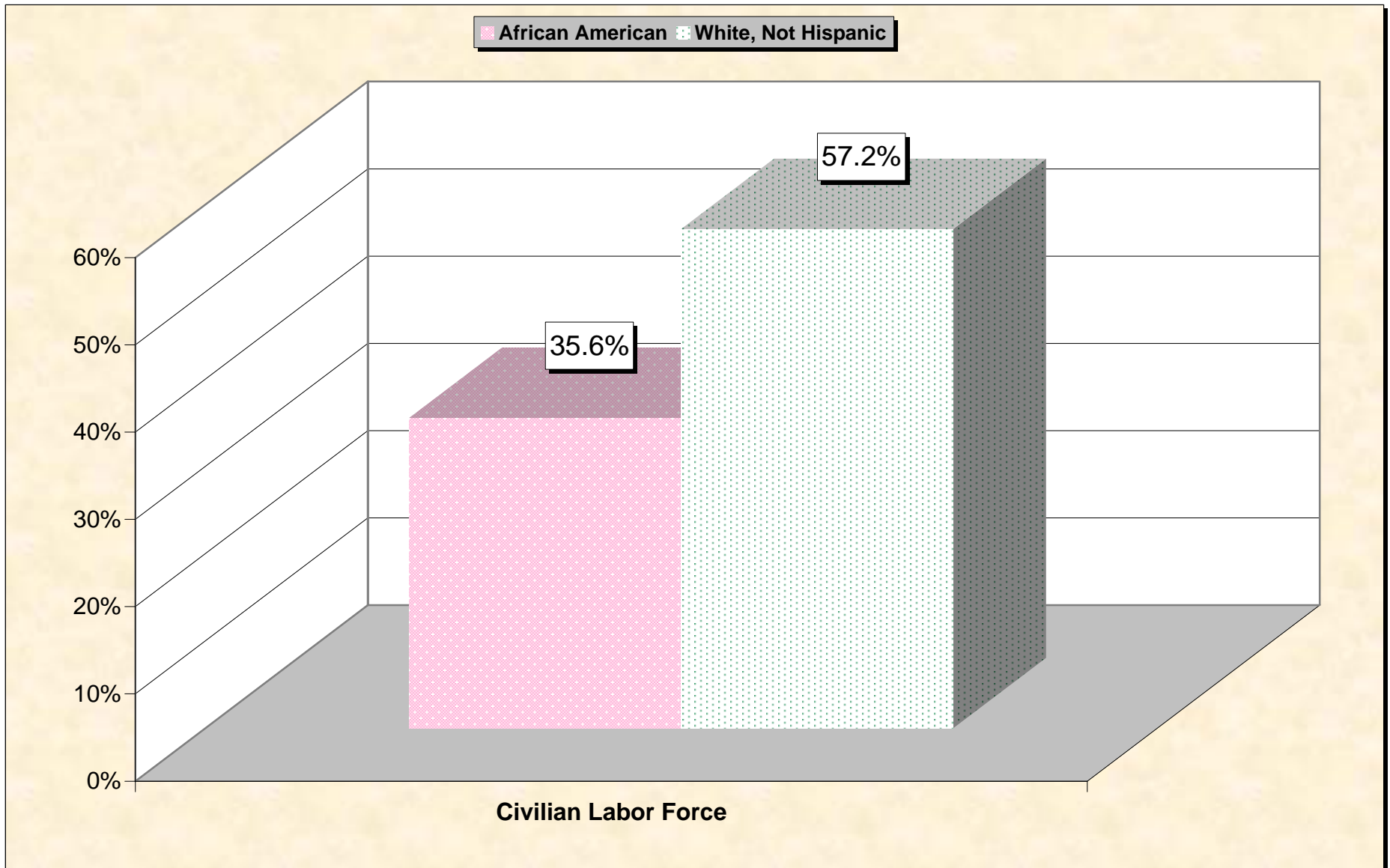
Chart 4 -- Unemployment Rate (Civilian Labor Force) Bibb County, Alabama



Note: Unemployment rate is defined as a percentage of the civilian labor force.

Source: Data Set: Census 2000 Summary File 3 (SF 3) - Sample Data -- P150B. SEX BY EMPLOYMENT STATUS FOR THE POPULATION 16 YEARS AND OVER (BLACK OR AFRICAN AMERICAN ALONE) [15] - Universe: Black or African American alone 16 years and over; P150I. SEX BY EMPLOYMENT STATUS FOR THE POPULATION 16 YEARS AND OVER (WHITE ALONE, NOT HISPANIC OR LATINO) [15] - Universe: White alone, not Hispanic or Latino population 16 years and over.

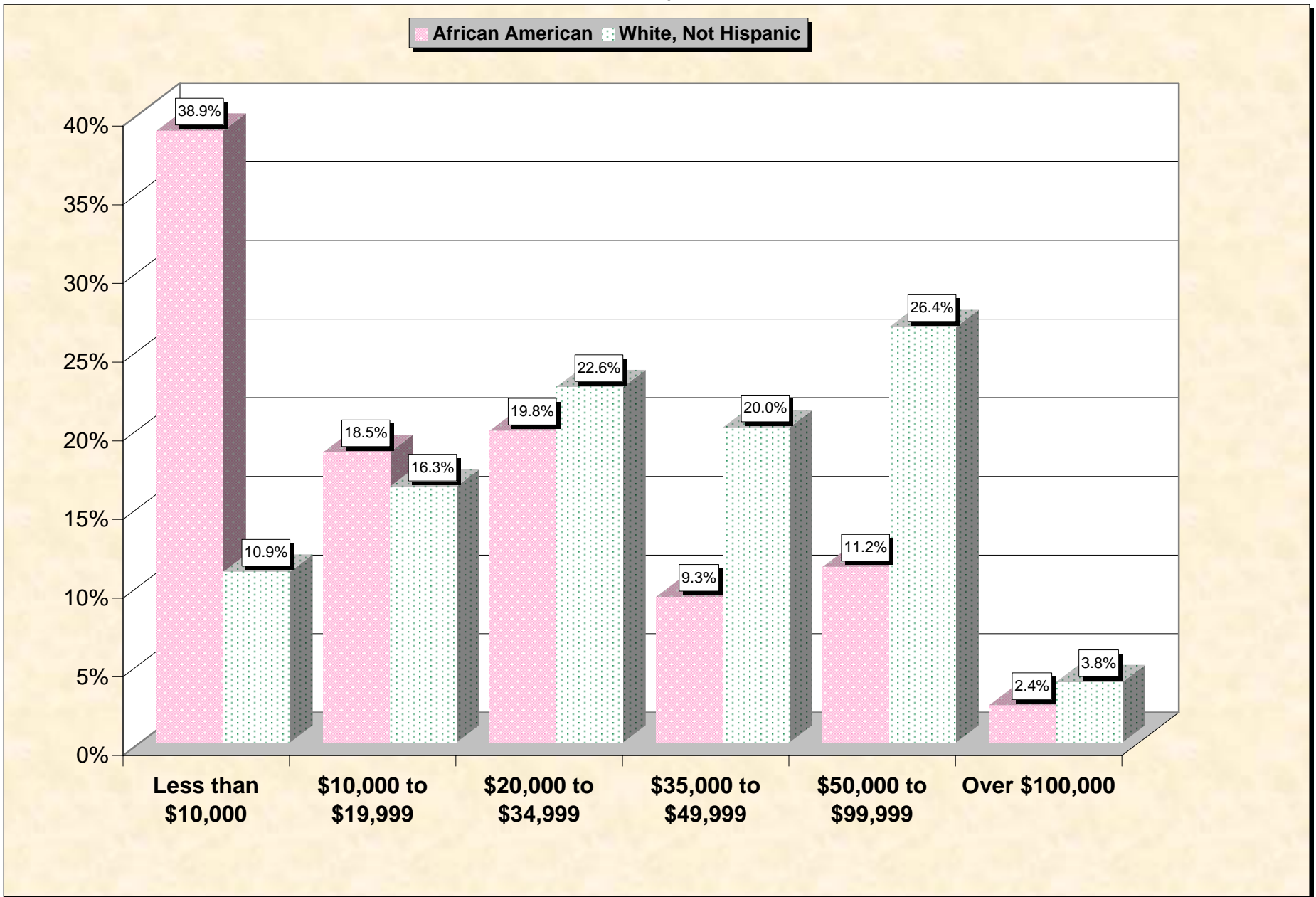
Chart 5 -- Labor Force Participation (Civilian Labor Force) Bibb County, Alabama



Note: Labor force participation rate is defined as a percentage of the civilian population over 16.

Source: Data Set: Census 2000 Summary File 3 (SF 3) - Sample Data -- P150B. SEX BY EMPLOYMENT STATUS FOR THE POPULATION 16 YEARS AND OVER (BLACK OR AFRICAN AMERICAN ALONE) [15] - Universe: Black or African American alone 16 years and over; P150I. SEX BY EMPLOYMENT STATUS FOR THE POPULATION 16 YEARS AND OVER (WHITE ALONE, NOT HISPANIC OR LATINO) [15] - Universe: White alone, not Hispanic or Latino population 16 years and over.

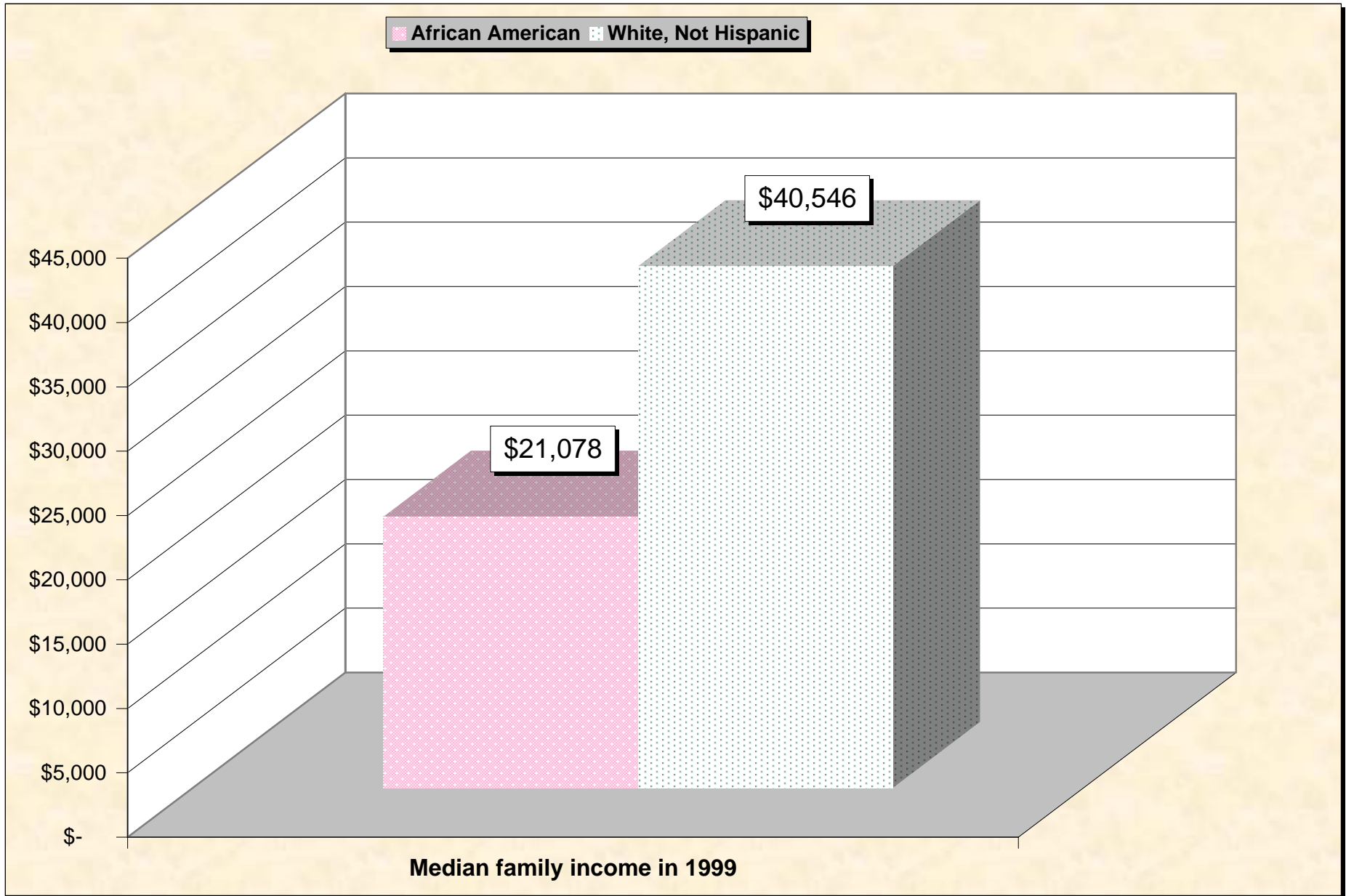
Chart 6 -- Household Income in 1999 Bibb County, Alabama



Source: Data Set: Census 2000 Summary File 3 (SF 3) - Sample Data -- P151B. HOUSEHOLD INCOME IN 1999 (BLACK OR AFRICAN AMERICAN ALONE HOUSEHOLDER) [17] - Universe: Households with a householder who is Black or African American alone; P151I. HOUSEHOLD INCOME IN 1999 (WHITE ALONE, NOT HISPANIC OR LATINO HOUSEHOLDER) [17] - Universe: Households with a householder who is White alone, not Hispanic or Latino.

Chart 7 -- Median Family Income In 1999

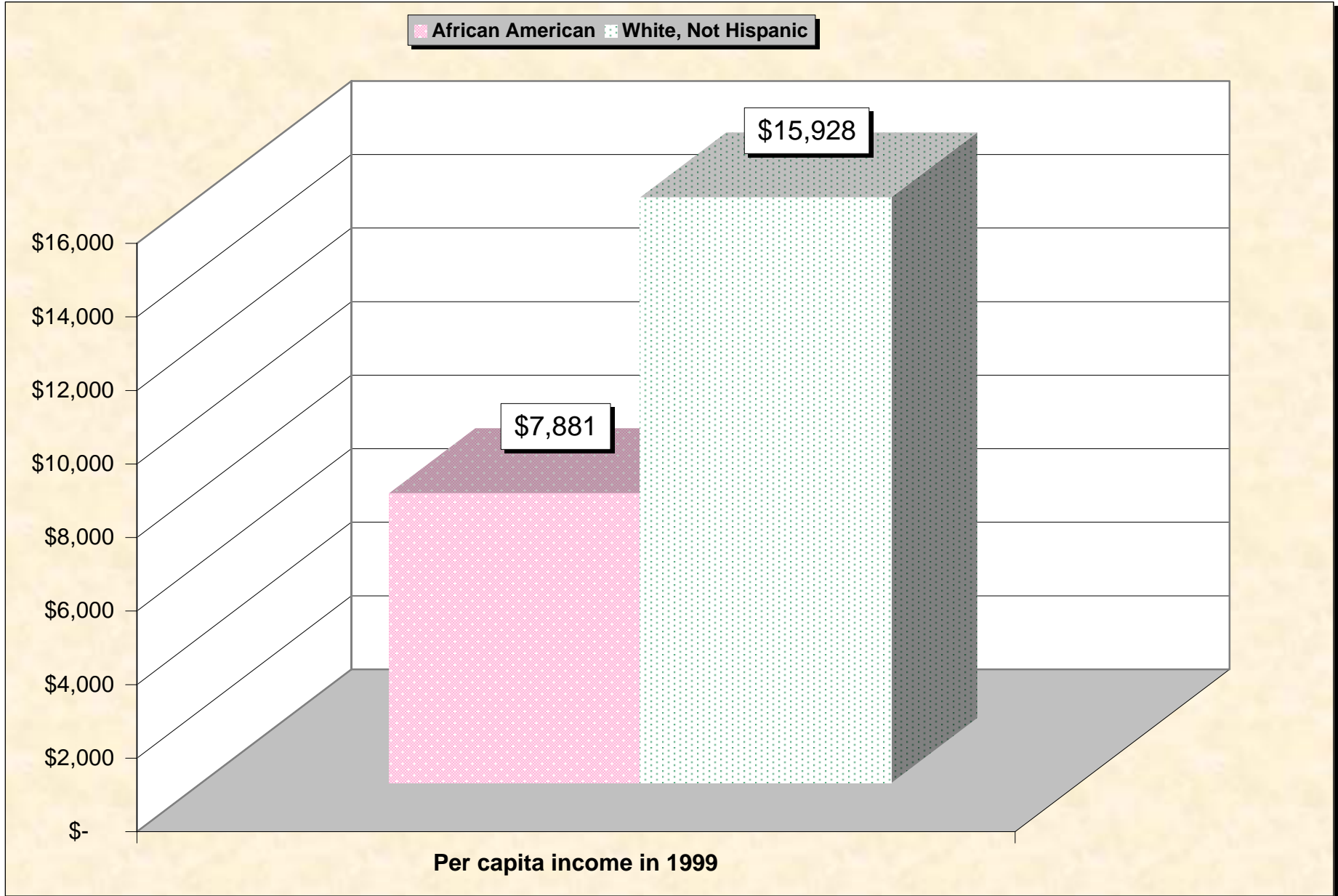
Bibb County, Alabama



Source: Data Set: Census 2000 Summary File 3 (SF 3) - Sample Data -- P155B. MEDIAN FAMILY INCOME IN 1999 (DOLLARS) (BLACK OR AFRICAN AMERICAN ALONE HOUSEHOLDER) [1] - Universe: Families with a householder who is Black or African American alone ; P155I. MEDIAN FAMILY INCOME IN 1999 (DOLLARS) (WHITE ALONE, NOT HISPANIC OR LATINO HOUSEHOLDER) [1] - Universe: Families with a householder who is White alone, not Hispanic or Latino.

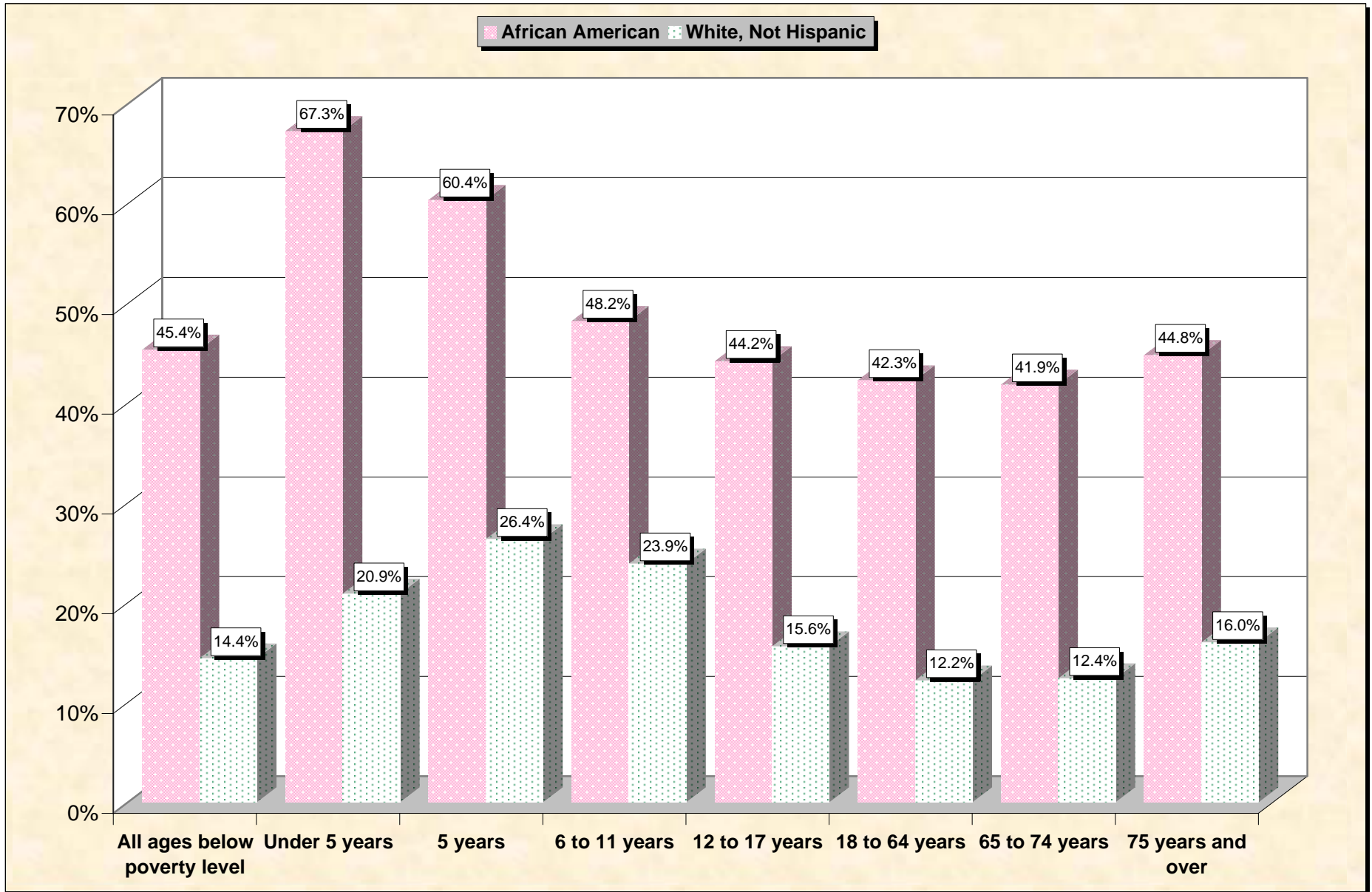
Chart 8 -- Per Capita Income In 1999

Bibb County, Alabama



Source: Data Set: Census 2000 Summary File 3 (SF 3) - Sample Data -- P157B. PER CAPITA INCOME IN 1999 (DOLLARS) (BLACK OR AFRICAN AMERICAN ALONE) [1] - Universe: Black or African American alone; P157I. PER CAPITA INCOME IN 1999 (DOLLARS) (WHITE ALONE, NOT HISPANIC OR LATINO) [1] - Universe: White alone, not Hispanic or Latino population.

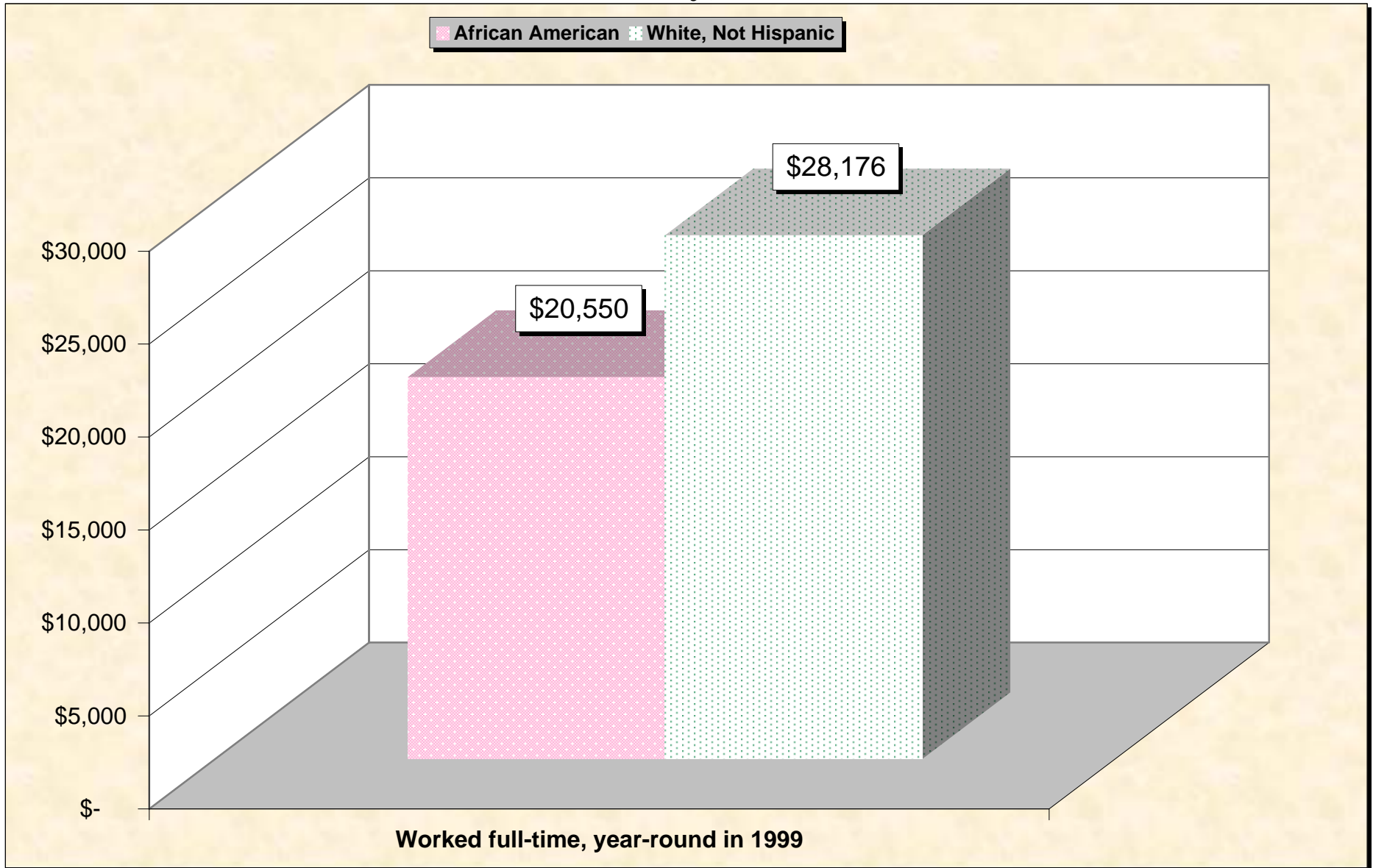
Chart 9 -- Income in 1999 Below Poverty Level by Age Bibb County, Alabama



Source: Data Set: Census 2000 Summary File 3 (SF 3) - Sample Data -- P159B. POVERTY STATUS IN 1999 BY AGE (BLACK OR AFRICAN AMERICAN ALONE) [17] - Universe: Black or African American alone for whom poverty status is determined; P159I. POVERTY STATUS IN 1999 BY AGE (WHITE ALONE, NOT HISPANIC OR LATINO) [17] - Universe: White alone, not Hispanic or Latino population for whom poverty status is determined.

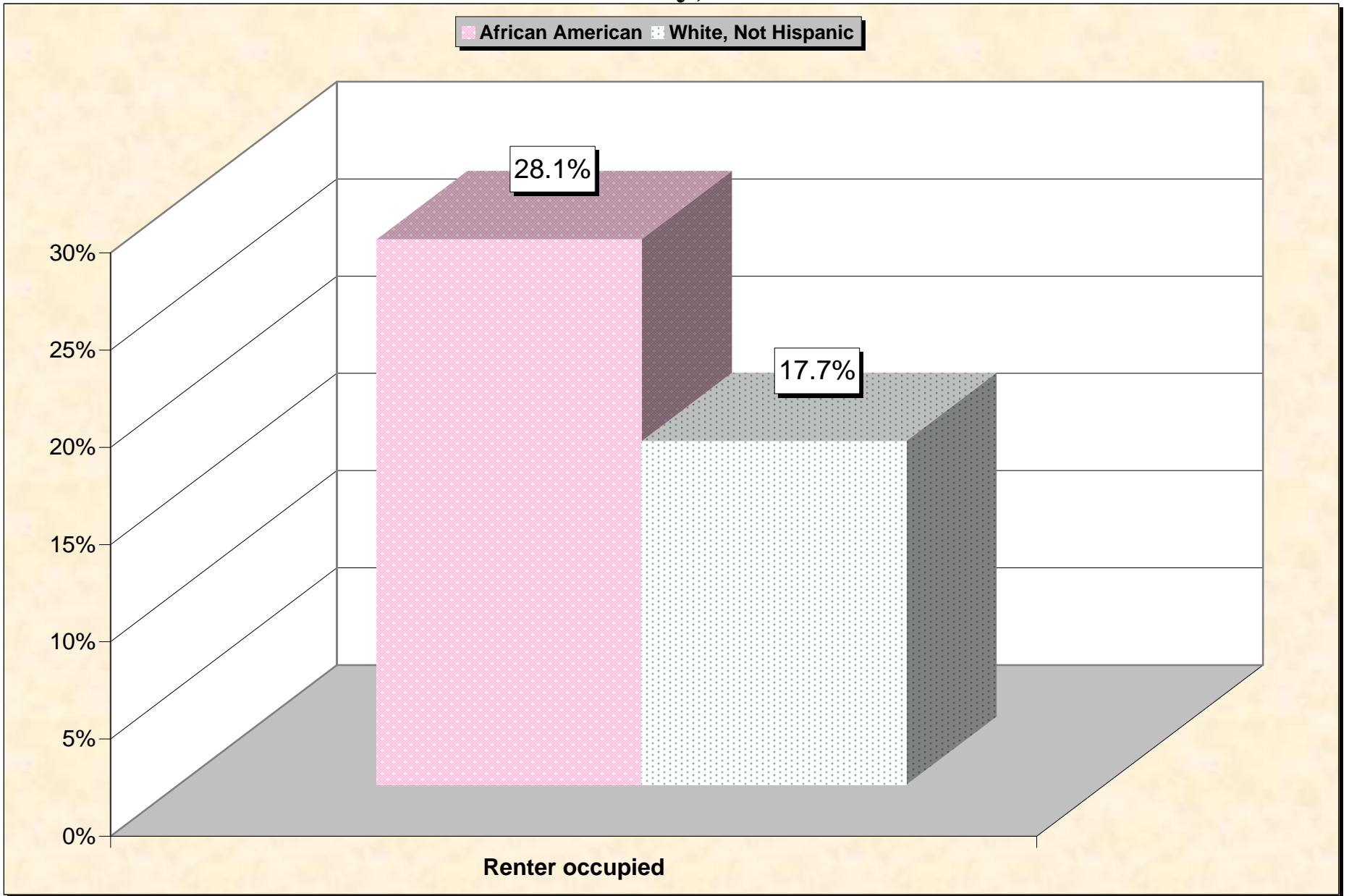
Chart 10 -- Median Earnings in 1999

Bibb County, Alabama



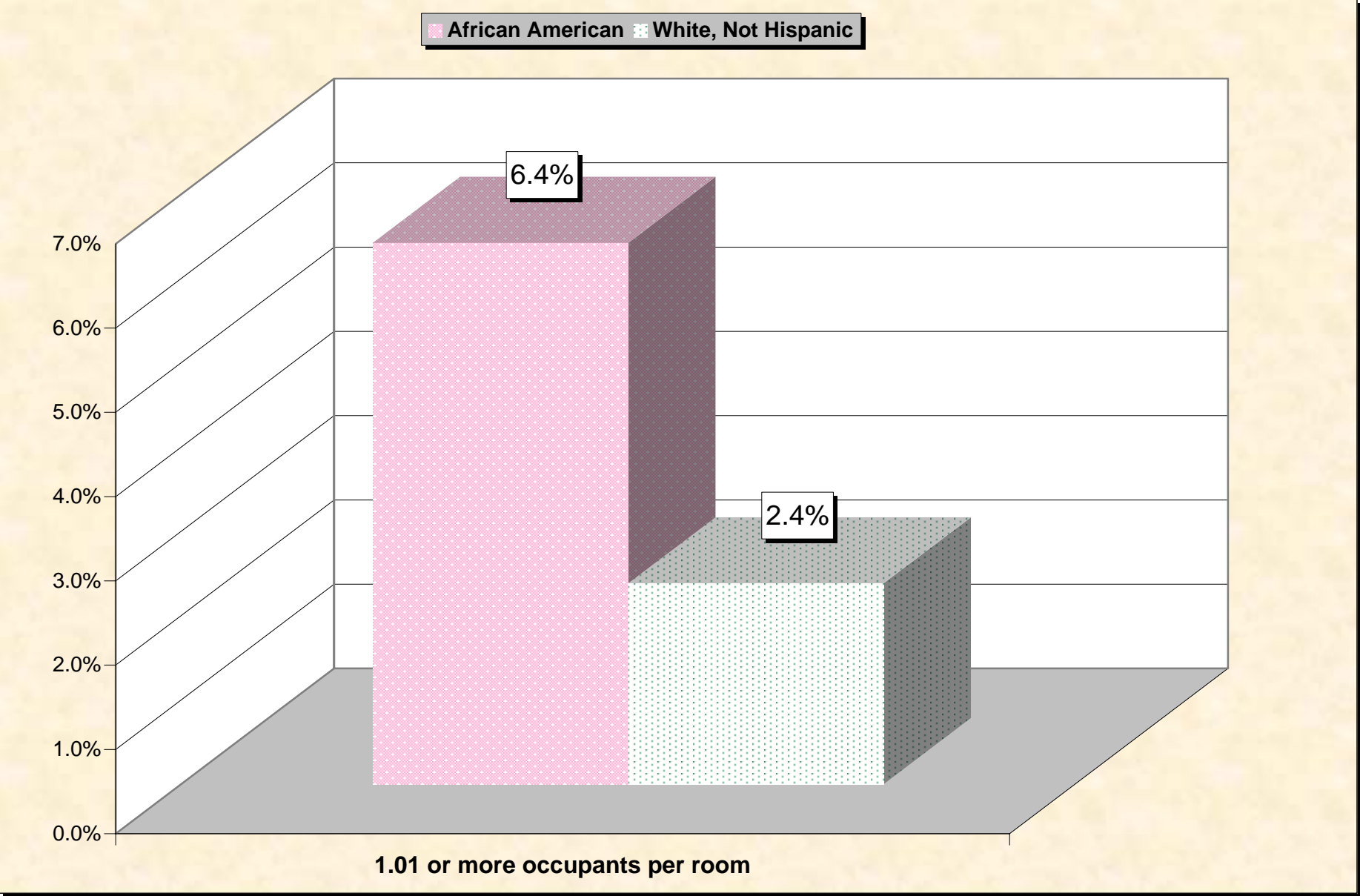
Source: Data Set: Census 2000 Summary File 3 (SF 3) - Sample Data -- PCT74B. MEDIAN EARNINGS IN 1999 (DOLLARS) BY WORK EXPERIENCE IN 1999 BY SEX FOR THE POPULATION 16 YEARS AND OVER WITH EARNINGS (BLACK OR AFRICAN AMERICAN ALONE) [6] - Universe: Black or African American alone 16 years and over with earnings in 1999; PCT74I. MEDIAN EARNINGS IN 1999 (DOLLARS) BY WORK EXPERIENCE IN 1999 BY SEX FOR THE POPULATION 16 YEARS AND OVER WITH EARNINGS (WHITE ALONE, NOT HISPANIC OR LATINO) [6] - Universe: White alone, not Hispanic or Latino population 16 years and over with earnings in 1999.

Chart 11 -- Renter-Occupied Housing Bibb County, Alabama



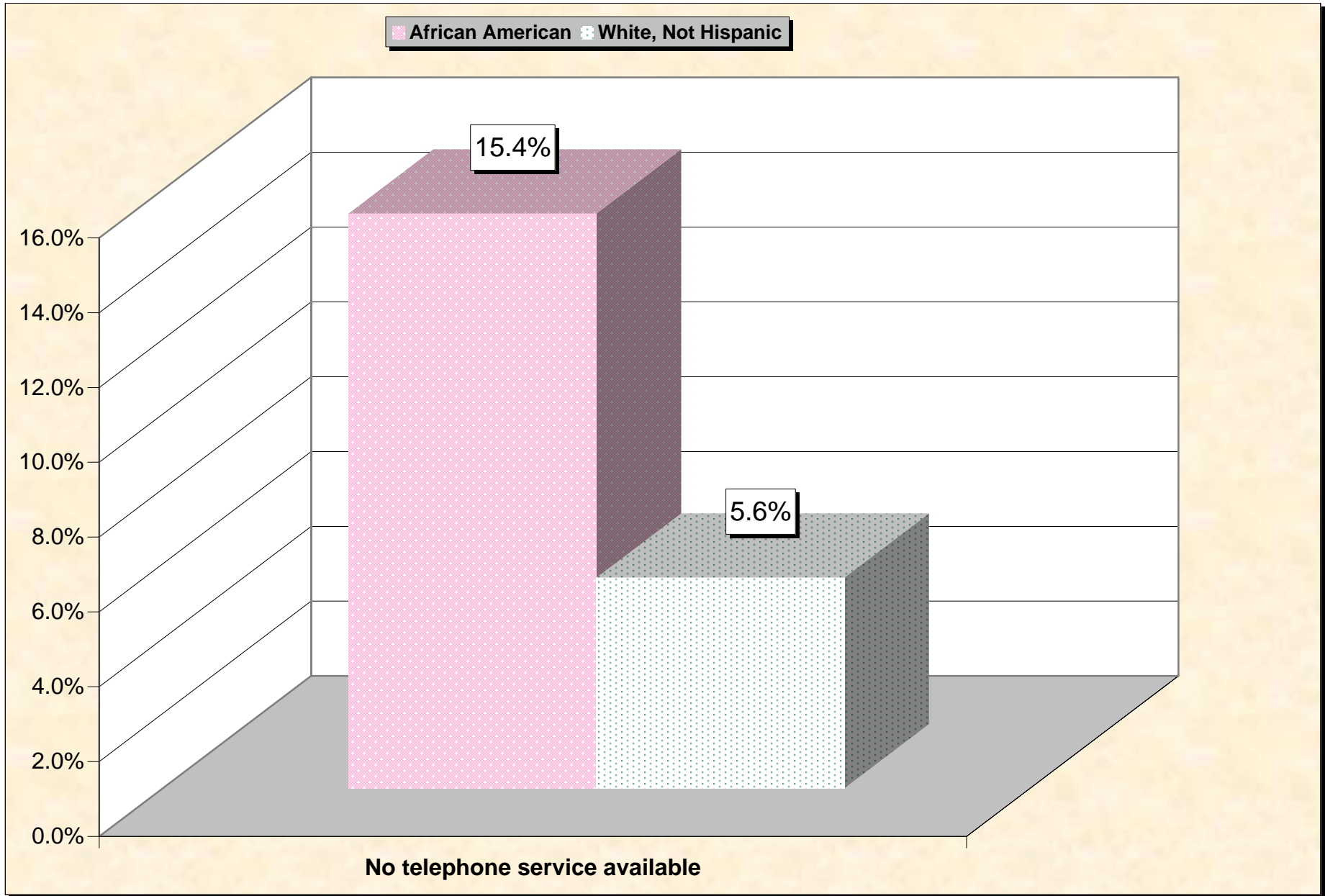
Source: Data Set: Census 2000 Summary File 3 (SF 3) - Sample Data -- H11. TENURE BY RACE OF HOUSEHOLDER [17] - Universe: Occupied housing units; H13. TENURE (WHITE ALONE, NOT HISPANIC OR LATINO HOUSEHOLDER) [3] - Universe: Occupied housing units with a householder who is White alone, not Hispanic or Latino.

Chart 12 -- Occupants Per Room (Crowding) by Household Bibb County, Alabama



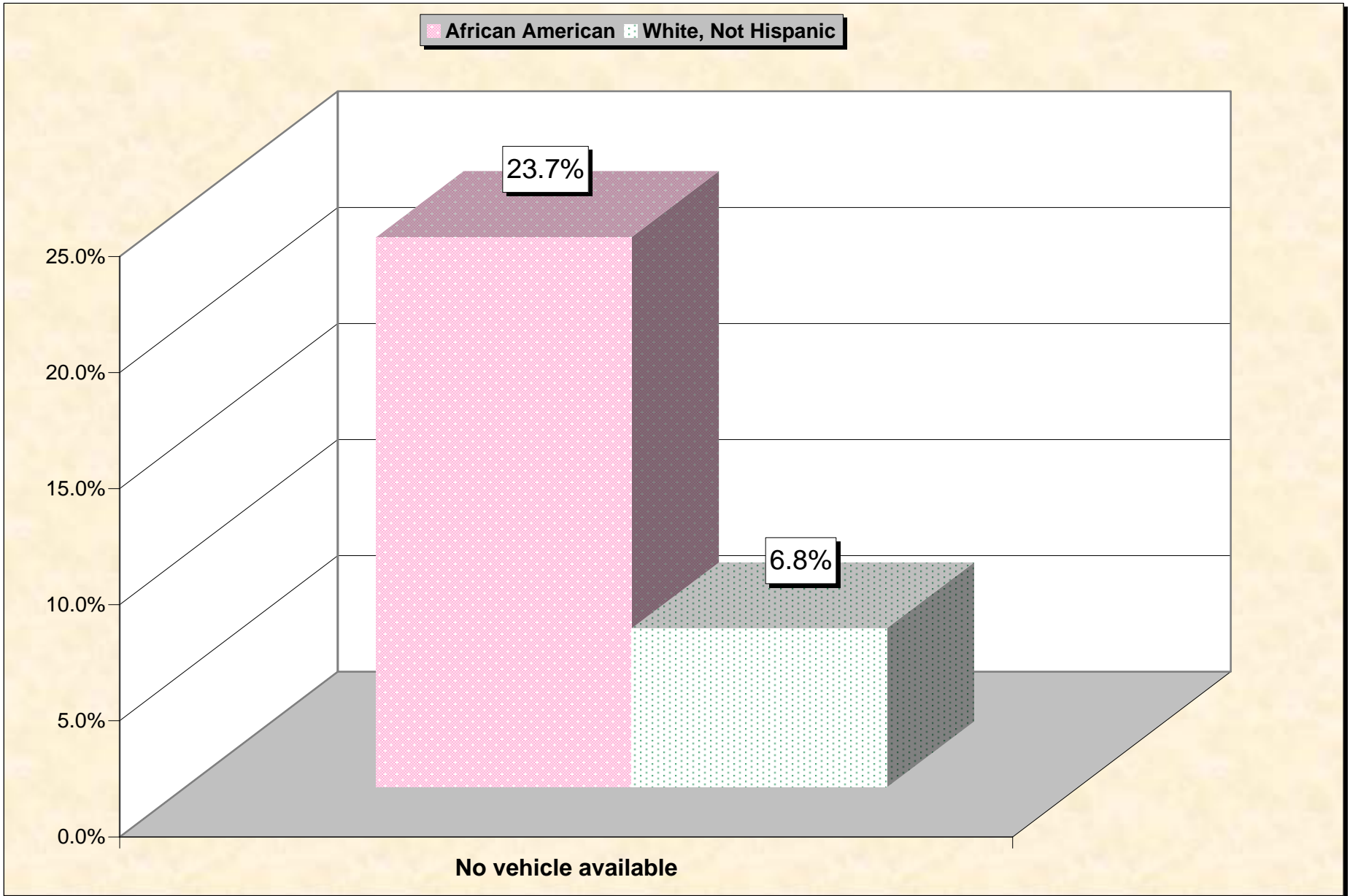
Source: Data Set: Census 2000 Summary File 3 (SF 3) - Sample Data -- HCT29B. OCCUPANTS PER ROOM (BLACK OR AFRICAN AMERICAN ALONE HOUSEHOLDER) [3] - Universe: Occupied housing units with a householder who is Black or African American alone; HCT29I. OCCUPANTS PER ROOM (WHITE ALONE, NOT HISPANIC OR LATINO HOUSEHOLDER) [3] - Universe: Occupied housing units with a householder who is White alone, not Hispanic or Latino.

Chart 13 -- Lack of Telephone Service by Household Bibb County, Alabama



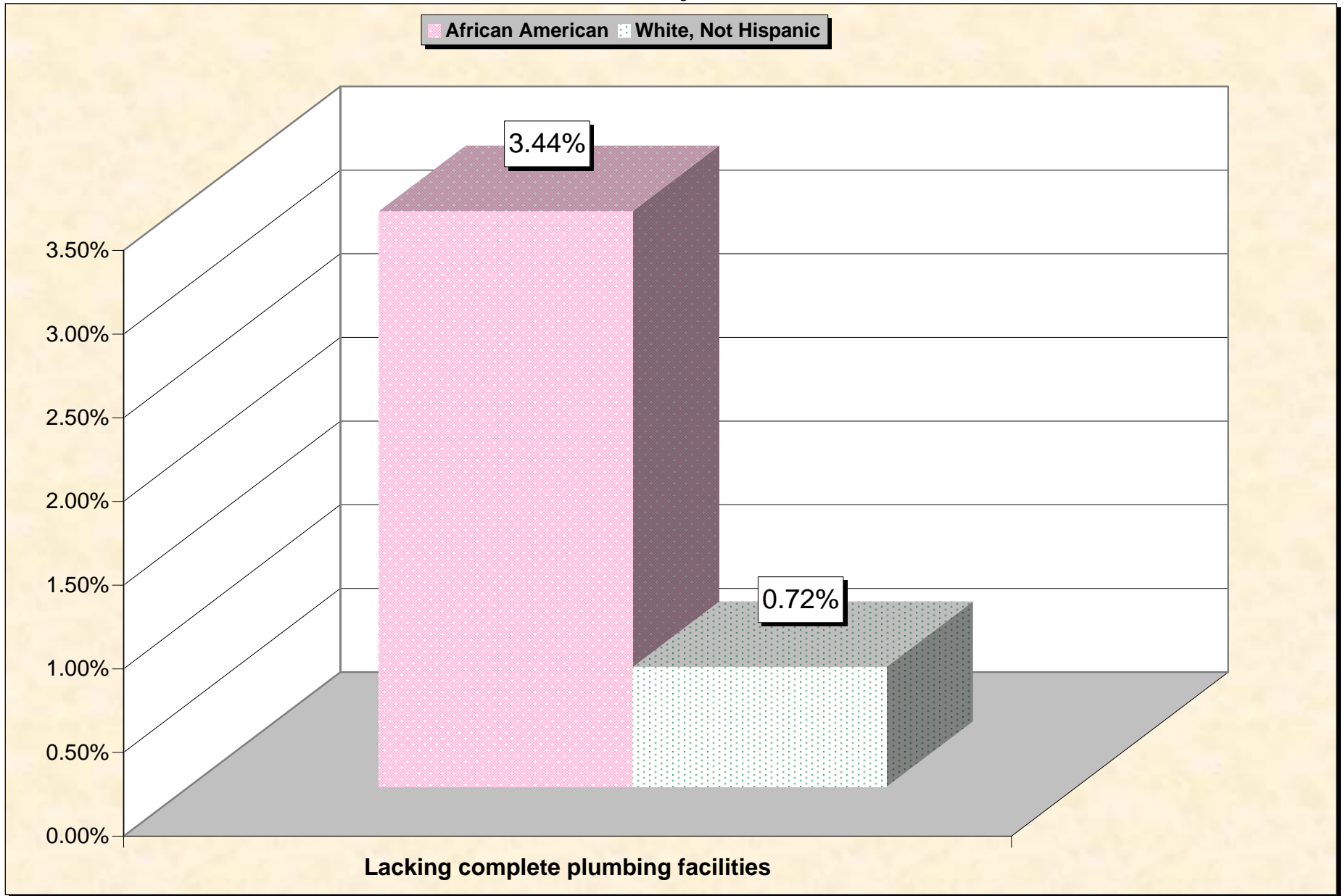
Source: Data Set: Census 2000 Summary File 3 (SF 3) - Sample Data -- HCT32B. TELEPHONE SERVICE AVAILABLE (BLACK OR AFRICAN AMERICAN ALONE HOUSEHOLDER) [3] - Universe: Occupied housing units with a householder who is Black or African American alone; HCT32I. TELEPHONE SERVICE AVAILABLE (WHITE ALONE, NOT HISPANIC OR LATINO HOUSEHOLDER) [3] - Universe: Occupied housing units with a householder who is White alone, not Hispanic or Latino.

Chart 14 -- Lack of Vehicle By Household Bibb County, Alabama



Source: Data Set: Census 2000 Summary File 3 (SF 3) - Sample Data -- HCT33B. VEHICLES AVAILABLE (BLACK OR AFRICAN AMERICAN ALONE HOUSEHOLDER) [3] - Universe: Occupied housing units with a householder who is Black or African American alone;; HCT33I. VEHICLES AVAILABLE (WHITE ALONE, NOT HISPANIC OR LATINO HOUSEHOLDER) [3] - Universe: Occupied housing units with a householder who is White alone, not Hispanic or Latino.

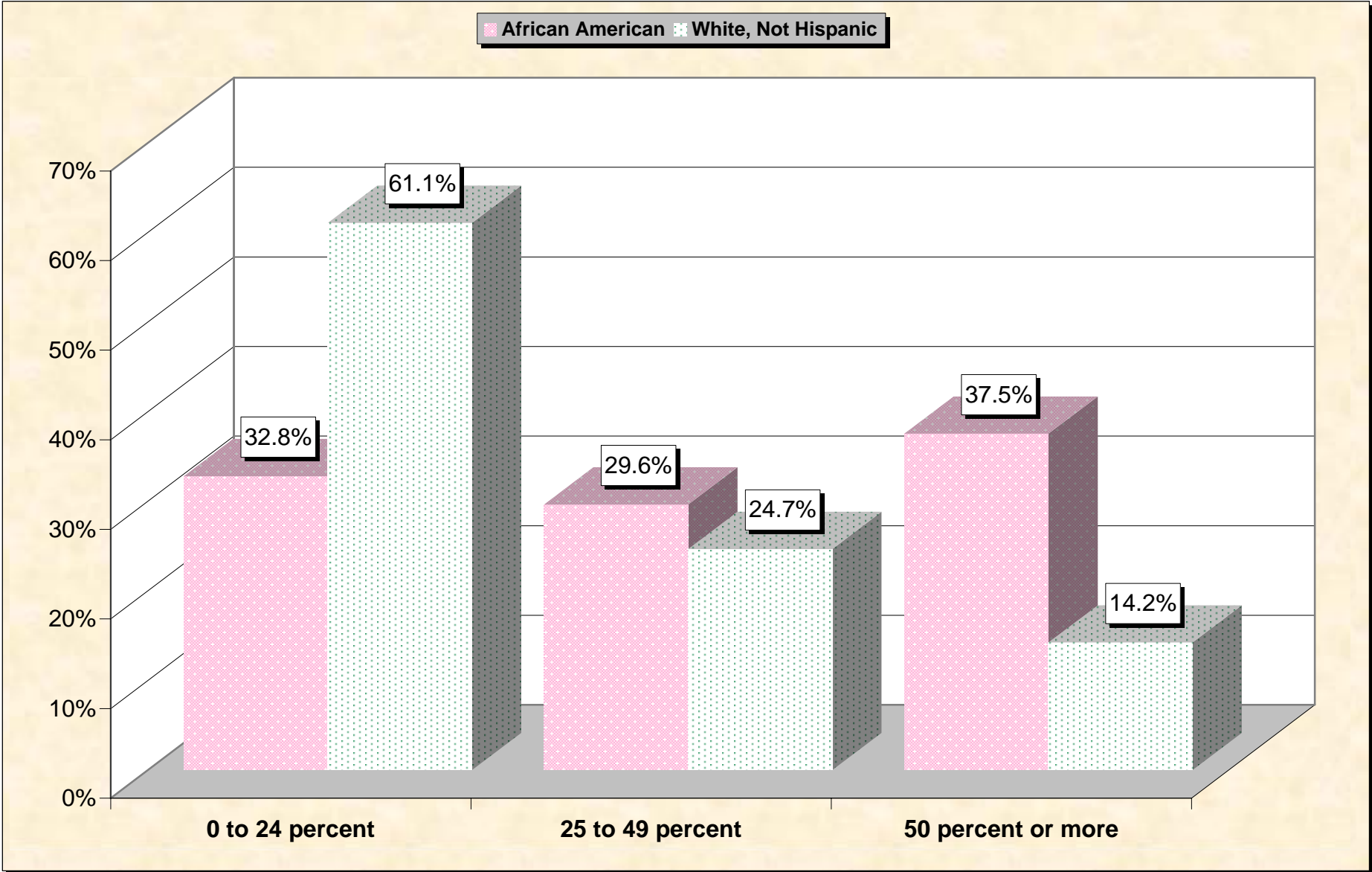
Chart 15 -- Lack of Plumbing By Household Bibb County, Alabama



Source: Data Set: Census 2000 Summary File 3 (SF 3) - Sample Data -- HCT34B. PLUMBING FACILITIES (BLACK OR AFRICAN AMERICAN ALONE HOUSEHOLDER) [3] - Universe: Occupied housing units with a householder who is Black or African American alone; HCT34I. PLUMBING FACILITIES (WHITE ALONE, NOT HISPANIC OR LATINO HOUSEHOLDER) [3] - Universe: Occupied housing units with a householder who is White alone, not Hispanic or Latino.

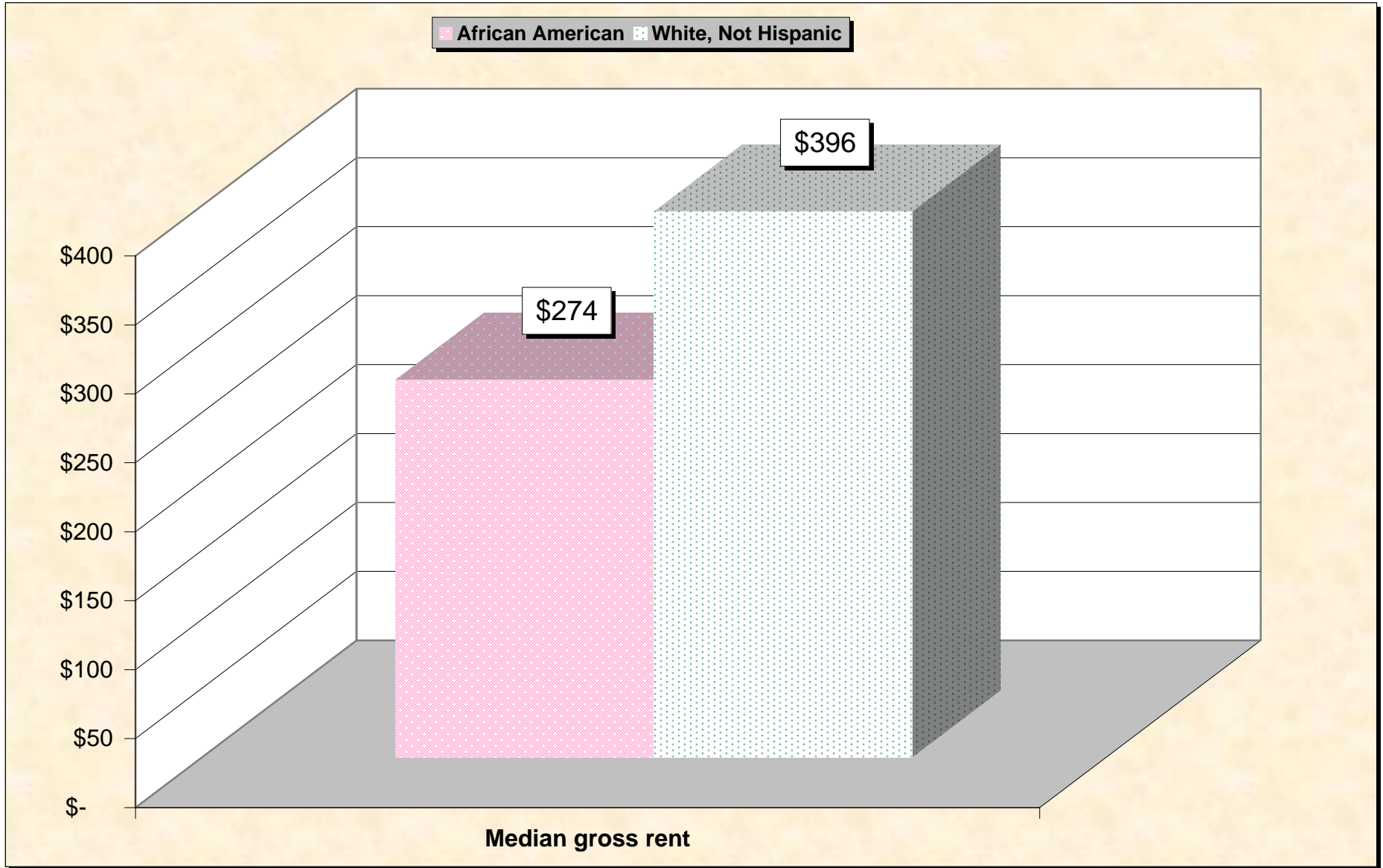
Chart 16 -- Gross Rent as a Percentage of Household Income in 1999

Bibb County, Alabama



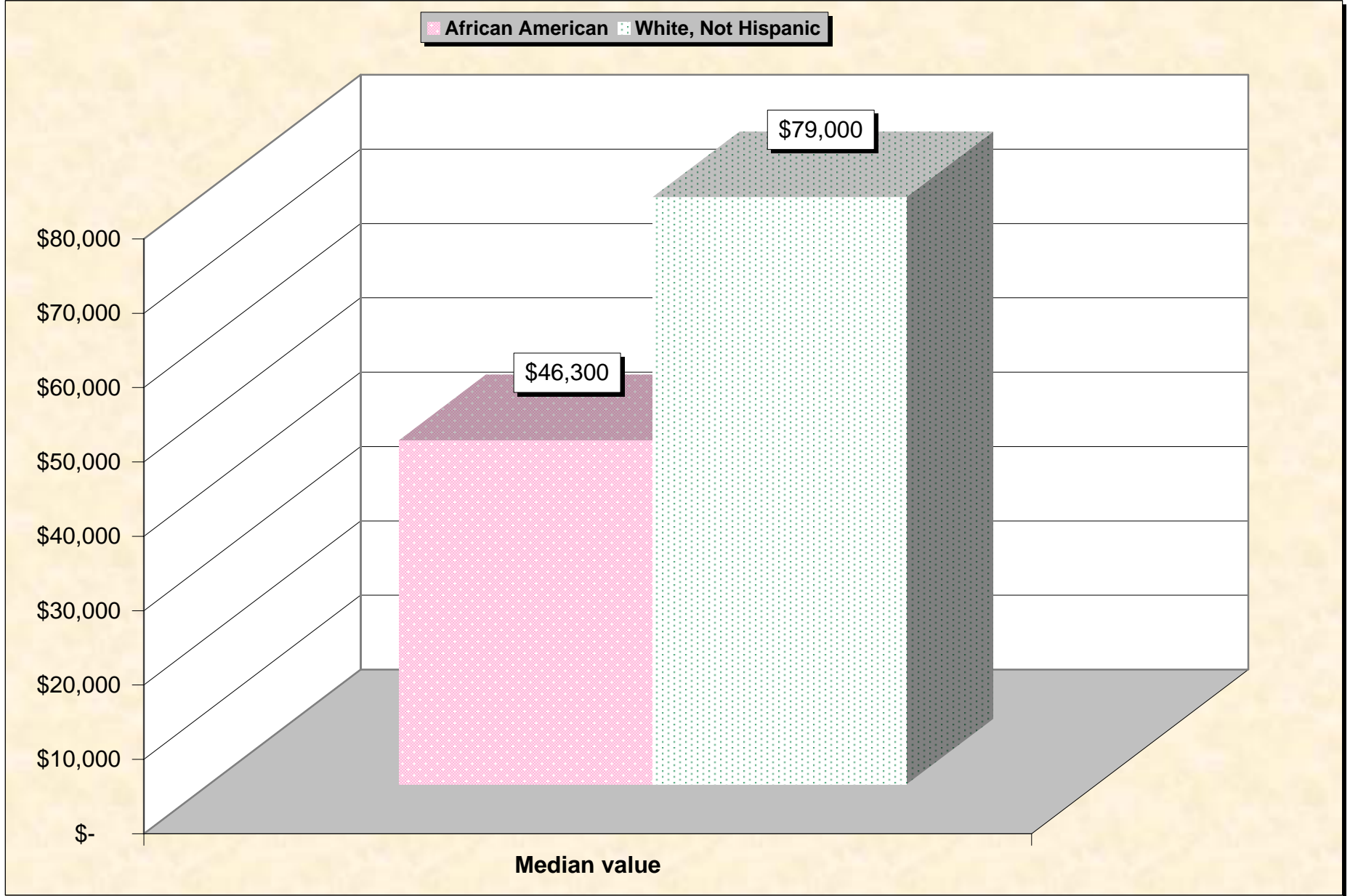
Source: Data Set: Census 2000 Summary File 3 (SF 3) - Sample Data -- HCT39B. GROSS RENT AS A PERCENTAGE OF HOUSEHOLD INCOME IN 1999 (BLACK OR AFRICAN AMERICAN ALONE HOUSEHOLDER) [11] - Universe: Specified renter-occupied housing units with a householder who is Black or African American alone; HCT39I. GROSS RENT AS A PERCENTAGE OF HOUSEHOLD INCOME IN 1999 (WHITE ALONE, NOT HISPANIC OR LATINO HOUSEHOLDER) [11] - Universe: Specified renter-occupied housing units with a householder who is White alone, not Hispanic or Latino.

Chart 17 -- Median Gross Rent By Household Bibb County, Alabama



Source: Data Set: Census 2000 Summary File 3 (SF 3) - Sample Data -- HCT37B. MEDIAN GROSS RENT (DOLLARS) (BLACK OR AFRICAN AMERICAN ALONE HOUSEHOLDER) [1] - Universe: Specified renter-occupied housing units paying cash rent with a householder who is Black or African American alone; HCT37I. MEDIAN GROSS RENT (DOLLARS) (WHITE ALONE, NOT HISPANIC OR LATINO HOUSEHOLDER) [1] - Universe: Specified renter-occupied housing units paying cash rent with a householder who is White alone, not Hispanic or Latino.

Chart 18 -- Median Home Value By Household Bibb County, Alabama



Source: Data Set: Census 2000 Summary File 3 (SF 3) - Sample Data -- HCT42B. MEDIAN VALUE (DOLLARS) (BLACK OR AFRICAN AMERICAN ALONE HOUSEHOLDER) [1] - Universe: Specified owner-occupied housing units with a householder who is Black or African American alone; HCT42I. MEDIAN VALUE (DOLLARS) (WHITE ALONE, NOT HISPANIC OR LATINO HOUSEHOLDER) [1] - Universe: Specified owner-occupied housing units with a householder who is White alone, not Hispanic or Latino.

HOUSEHOLDS BY AGE OF HOUSEHOLDER BY HOUSEHOLD TYPE (INCLUDING LIVING ALONE) BY PRESENCE OF OWN CHILDREN UNDER 18 YEARS

Source data for Chart 1

	African American	White, Not Hispanic
	Bibb County, Alabama	Bibb County, Alabama
Total:	1,306	5,961
Householder 15 to 64 years:	1,032	4,669
Family households:	796	3,751
Married-couple family:	373	3,240
With own children under 18 years	232	1,587
No own children under 18 years	141	1,653
Other family:	423	511
Male householder, no wife present:	46	155
With own children under 18 years	9	94
No own children under 18 years	37	61
Female householder, no husband present:	377	356
With own children under 18 years	269	242
No own children under 18 years	108	114
Nonfamily households:	236	918
Householder living alone	196	827
Householder not living alone	40	91
Householder 65 years and over:	274	1,292
Family households:	176	762
Married-couple family:	87	581
With own children under 18 years	0	0
No own children under 18 years	87	581
Other family:	89	181
Male householder, no wife present:	17	21
With own children under 18 years	4	0
No own children under 18 years	13	21
Female householder, no husband present:	72	160
With own children under 18 years	0	0
No own children under 18 years	72	160
Nonfamily households:	98	530
Householder living alone	98	495
Householder not living alone	0	35

Source: Data Set: Census 2000 Summary File 3 (SF 3) - Sample Data - P146B. HOUSEHOLDS BY AGE OF HOUSEHOLDER BY HOUSEHOLD TYPE (INCLUDING LIVING ALONE) BY PRESENCE OF OWN CHILDREN UNDER 18 YEARS (BLACK OR AFRICAN AMERICAN ALONE HOUSEHOLDER) [31] - Universe: Households with a householder who is Black or African American alone; P146I. HOUSEHOLDS BY AGE OF HOUSEHOLDER BY HOUSEHOLD TYPE (INCLUDING LIVING ALONE) BY PRESENCE OF OWN CHILDREN UNDER 18 YEARS (WHITE ALONE, NOT HISPANIC OR LATINO HOUSEHOLDER) [31] - Universe: Households with a householder who is White alone, not Hispanic or Latino.

SCHOOL ENROLLMENT BY LEVEL OF SCHOOL BY TYPE OF SCHOOL FOR THE POPULATION 3 YEARS AND OVER

Source data for Chart 2

	African American	White, Not Hispanic
	Bibb County, Alabama	Bibb County, Alabama
Total:	4,456	15,178
Enrolled in nursery school, preschool:	81	169
Public school	81	45
Private school	0	124
Enrolled in kindergarten:	94	217
Public school	94	166
Private school	0	51
Enrolled in grade 1 to grade 8:	775	1,805
Public school	771	1,634
Private school	4	171
Enrolled in grade 9 to grade 12:	362	804
Public school	310	679
Private school	52	125
Enrolled in college:	117	377
Public school	117	314
Private school	0	63
Not enrolled in school	3,027	11,806

Source: Data Set: Census 2000 Summary File 3 (SF 3) - Sample Data - P146B. HOUSEHOLDS BY AGE OF HOUSEHOLDER BY HOUSEHOLD TYPE (INCLUDING LIVING ALONE) BY PRESENCE OF OWN CHILDREN UNDER 18 YEARS (BLACK OR AFRICAN AMERICAN ALONE HOUSEHOLDER) [31] - Universe: Households with a householder who is Black or African American alone; P146I. HOUSEHOLDS BY AGE OF HOUSEHOLDER BY HOUSEHOLD TYPE (INCLUDING LIVING ALONE) BY PRESENCE OF OWN CHILDREN UNDER 18 YEARS (WHITE ALONE, NOT HISPANIC OR LATINO HOUSEHOLDER) [31] - Universe: Households with a householder who is White alone, not Hispanic or Latino.

SEX BY EDUCATIONAL ATTAINMENT FOR THE POPULATION 25 YEARS AND OVER

Source data for Chart 3

	African American	White, Not Hispanic
	Bibb County, Alabama	Bibb County, Alabama
Total:	2,669	10,670
Male:	1,529	5,330
Less than 9th grade	259	711
9th to 12th grade, no diploma	581	1,101
High school graduate (includes equivalency)	531	1,934
Some college, no degree	130	952
Associate degree	18	248
Bachelor's degree	8	226
Graduate or professional degree	2	158
Female:	1,140	5,340
Less than 9th grade	169	597
9th to 12th grade, no diploma	413	1,068
High school graduate (includes equivalency)	346	1,979
Some college, no degree	149	804
Associate degree	40	371
Bachelor's degree	16	281
Graduate or professional degree	7	240

Source: Data Set: Census 2000 Summary File 3 (SF 3) - Sample Data -- P148B. SEX BY EDUCATIONAL ATTAINMENT FOR THE POPULATION 25 YEARS AND OVER (BLACK OR AFRICAN AMERICAN ALONE) [17] - Universe: Black or African American alone 25 years and over; P148I. SEX BY EDUCATIONAL ATTAINMENT FOR THE POPULATION 25 YEARS AND OVER (WHITE ALONE, NOT HISPANIC OR LATINO) [17] - Universe: White alone, not Hispanic or Latino population 25 years and over.

SEX BY EMPLOYMENT STATUS FOR THE POPULATION 16 YEARS AND OVER

Source data for Charts 4 and 5

	African American	White, Not Hispanic
	Bibb County, Alabama	Bibb County, Alabama
Total:	3,415	12,459
Male:	1,977	6,222
In labor force:	604	4,140
In Armed Forces	3	21
Civilian:	601	4,119
Employed	491	3,937
Unemployed	110	182
Not in labor force	1,373	2,082
Female:	1,438	6,237
In labor force:	614	3,009
In Armed Forces	0	0
Civilian:	614	3,009
Employed	544	2,847
Unemployed	70	162
Not in labor force	824	3,228

Source: Data Set: Census 2000 Summary File 3 (SF 3) - Sample Data -- P150B. SEX BY EMPLOYMENT STATUS FOR THE POPULATION 16 YEARS AND OVER (BLACK OR AFRICAN AMERICAN ALONE) [15] - Universe: Black or African American alone 16 years and over; P150I. SEX BY EMPLOYMENT STATUS FOR THE POPULATION 16 YEARS AND OVER (WHITE ALONE, NOT HISPANIC OR LATINO) [15] - Universe: White alone, not Hispanic or Latino population 16 years and over.

HOUSEHOLD INCOME IN 1999

Source data for Chart 6

	African American	White, Not Hispanic
	Bibb County, Alabama	Bibb County, Alabama
Total:	1,306	5,961
Less than \$10,000	508	647
\$10,000 to \$14,999	100	569
\$15,000 to \$19,999	141	401
\$20,000 to \$24,999	107	523
\$25,000 to \$29,999	53	408
\$30,000 to \$34,999	99	416
\$35,000 to \$39,999	63	418
\$40,000 to \$44,999	37	442
\$45,000 to \$49,999	21	334
\$50,000 to \$59,999	60	516
\$60,000 to \$74,999	58	549
\$75,000 to \$99,999	28	509
\$100,000 to \$124,999	31	144
\$125,000 to \$149,999	0	36
\$150,000 to \$199,999	0	22
\$200,000 or more	0	27

Source: Data Set: Census 2000 Summary File 3 (SF 3) - Sample Data -- P151B. HOUSEHOLD INCOME IN 1999 (BLACK OR AFRICAN AMERICAN ALONE HOUSEHOLDER) [17] - Universe: Households with a householder who is Black or African American alone; P151I. HOUSEHOLD INCOME IN 1999 (WHITE ALONE, NOT HISPANIC OR LATINO HOUSEHOLDER) [17] - Universe: Households with a householder who is White alone, not Hispanic or Latino.

MEDIAN FAMILY INCOME IN 1999

Source data for Chart 7

	African American	White, Not Hispanic
	Bibb County, Alabama	Bibb County, Alabama
Median family income in 1999	\$ 21,078	\$ 40,546

Source: Data Set: Census 2000 Summary File 3 (SF 3) - Sample Data -- P155B. MEDIAN FAMILY INCOME IN 1999 (DOLLARS) (BLACK OR AFRICAN AMERICAN ALONE HOUSEHOLDER) [1] - Universe: Families with a householder who is Black or African American alone ; P155I. MEDIAN FAMILY INCOME IN 1999 (DOLLARS) (WHITE ALONE, NOT HISPANIC OR LATINO HOUSEHOLDER) [1] - Universe: Families with a householder who is White alone, not Hispanic or Latino.

PER CAPITA INCOME IN 1999

Source data for Chart 8

	African American	White, Not Hispanic
	Bibb County, Alabama	Bibb County, Alabama
Per capita income in 1999	\$ 7,881	\$ 15,928

Source: Data Set: Census 2000 Summary File 3 (SF 3) - Sample Data -- P157B. PER CAPITA INCOME IN 1999 (DOLLARS) (BLACK OR AFRICAN AMERICAN ALONE) [1] - Universe: Black or African American alone; P157I. PER CAPITA INCOME IN 1999 (DOLLARS) (WHITE ALONE, NOT HISPANIC OR LATINO) [1] - Universe: White alone, not Hispanic or Latino population.

POVERTY STATUS IN 1999 BY AGE

Source data for Chart 9

	African American	White, Not Hispanic
	Bibb County, Alabama	Bibb County, Alabama
Total:	3,974	15,551
Income in 1999 below poverty level:	1,803	2,243
Under 5 years	183	230
5 years	32	53
6 to 11 years	260	294
12 to 17 years	206	202
18 to 64 years	954	1,201
65 to 74 years	90	138
75 years and over	78	125
Income in 1999 at or above poverty level:	2,171	13,308
Under 5 years	89	870
5 years	21	148
6 to 11 years	279	935
12 to 17 years	260	1,091
18 to 64 years	1,301	8,636
65 to 74 years	125	973
75 years and over	96	655

Source: Data Set: Census 2000 Summary File 3 (SF 3) - Sample Data -- P159B. POVERTY STATUS IN 1999 BY AGE (BLACK OR AFRICAN AMERICAN ALONE) [17] - Universe: Black or African American alone for whom poverty status is determined;P159I. POVERTY STATUS IN 1999 BY AGE (WHITE ALONE, NOT HISPANIC OR LATINO) [17] - Universe: White alone, not Hispanic or Latino population for whom poverty status is determined.

MEDIAN EARNINGS IN 1999

Source data for Chart 10

	African American	White, Not Hispanic
	Bibb County, Alabama	Bibb County, Alabama
Median earnings in 1999 --		
Worked full-time, year-round in 1999 --		
Total	\$ 20,550	\$ 28,176
Male	\$ 21,934	\$ 31,054
Female	\$ 18,250	\$ 21,663
Other --		
Total	\$ 7,847	\$ 10,901
Male	\$ 8,762	\$ 15,867
Female	\$ 5,962	\$ 8,887

Source: Data Set: Census 2000 Summary File 3 (SF 3) - Sample Data -- PCT74B. MEDIAN EARNINGS IN 1999 (DOLLARS) BY WORK EXPERIENCE IN 1999 BY SEX FOR THE POPULATION 16 YEARS AND OVER WITH EARNINGS (BLACK OR AFRICAN AMERICAN ALONE) [6] - Universe: Black or African American alone 16 years and over with earnings in 1999; PCT74I. MEDIAN EARNINGS IN 1999 (DOLLARS) BY WORK EXPERIENCE IN 1999 BY SEX FOR THE POPULATION 16 YEARS AND OVER WITH EARNINGS (WHITE ALONE, NOT HISPANIC OR LATINO) [6] - Universe: White alone, not Hispanic or Latino population 16 years and over with earnings in 1999.

TENURE BY RACE OF HOUSEHOLDER

Source data for Chart 11

	Bibb County, Alabama
Total:	7,421
Owner occupied:	5,951
Householder who is White alone	4,958
Householder who is Black or African American alone	941
Householder who is American Indian and Alaska Native alone	7
Householder who is Asian alone	8
Householder who is Native Hawaiian and Other Pacific Islander alone	0
Householder who is Some other race alone	8
Householder who is Two or more races	29
Renter occupied:	1,470
Householder who is White alone	1,061
Householder who is Black or African American alone	367
Householder who is American Indian and Alaska Native alone	6
Householder who is Asian alone	0
Householder who is Native Hawaiian and Other Pacific Islander alone	0
Householder who is Some other race alone	12
Householder who is Two or more races	24

White alone, not Hispanic

White, Not Hispanic

		Bibb County, Alabama
Total:		6,001
Owner occupied		4,940
Renter occupied		1,061

Source: Data Set: Census 2000 Summary File 3 (SF 3) - Sample Data -- H11. TENURE BY RACE OF HOUSEHOLDER [17] - Universe: Occupied housing units; H13. TENURE (WHITE ALONE, NOT HISPANIC OR LATINO HOUSEHOLDER) [3] - Universe: Occupied housing units with a householder who is White alone, not Hispanic or Latino.

OCCUPANTS PER ROOM

Source data for Chart 12

	African American	White, Not Hispanic
	Bibb County, Alabama	Bibb County, Alabama
Total:	1,308	6,001
1.00 or less occupants per room	1,224	5,858
1.01 or more occupants per room	84	143

Source: Data Set: Census 2000 Summary File 3 (SF 3) - Sample Data -- HCT29B. OCCUPANTS PER ROOM (BLACK OR AFRICAN AMERICAN ALONE HOUSEHOLDER) [3] - Universe: Occupied housing units with a householder who is Black or African American alone; HCT29I. OCCUPANTS PER ROOM (WHITE ALONE, NOT HISPANIC OR LATINO HOUSEHOLDER) [3] - Universe: Occupied housing units with a householder who is White alone, not Hispanic or Latino.

TELEPHONE SERVICE AVAILABLE

Source data for Chart 13

	African American	White, Not Hispanic
	Bibb County, Alabama	Bibb County, Alabama
Total:	1,308	6,001
With telephone service available	1,107	5,663
No telephone service available	201	338

Source: Data Set: Census 2000 Summary File 3 (SF 3) - Sample Data -- HCT32B. TELEPHONE SERVICE AVAILABLE (BLACK OR AFRICAN AMERICAN ALONE HOUSEHOLDER) [3] - Universe: Occupied housing units with a householder who is Black or African American alone; HCT32I. TELEPHONE SERVICE AVAILABLE (WHITE ALONE, NOT HISPANIC OR LATINO HOUSEHOLDER) [3] - Universe: Occupied housing units with a householder who is White alone, not Hispanic or Latino.

VEHICLES AVAILABLE

Source data for Chart 14

	African American	White, Not Hispanic
	Bibb County, Alabama	Bibb County, Alabama
Total:	1,308	6,001
No vehicle available	310	411
1 or more vehicles available	998	5,590

Source: Data Set: Census 2000 Summary File 3 (SF 3) - Sample Data -- HCT33B. VEHICLES AVAILABLE (BLACK OR AFRICAN AMERICAN ALONE HOUSEHOLDER) [3] - Universe: Occupied housing units with a householder who is Black or African American alone;; HCT33I. VEHICLES AVAILABLE (WHITE ALONE, NOT HISPANIC OR LATINO HOUSEHOLDER) [3] - Universe: Occupied housing units with a householder who is White alone, not Hispanic or Latino.

PLUMBING FACILITIES

Source data for Chart 15

	African American	White, Not Hispanic
	Bibb County, Alabama	Bibb County, Alabama
Total:	1,308	6,001
Complete plumbing facilities	1,263	5,958
Lacking complete plumbing facilities	45	43

Source: Data Set: Census 2000 Summary File 3 (SF 3) - Sample Data -- HCT34B. PLUMBING FACILITIES (BLACK OR AFRICAN AMERICAN ALONE HOUSEHOLDER) [3] - Universe: Occupied housing units with a householder who is Black or African American alone; HCT34I. PLUMBING FACILITIES (WHITE ALONE, NOT HISPANIC OR LATINO HOUSEHOLDER) [3] - Universe: Occupied housing units with a householder who is White alone, not Hispanic or Latino.

GROSS RENT AS A PERCENTAGE OF HOUSEHOLD INCOME IN 1999

Source data for Chart 16

	African American	White, Not Hispanic
	Bibb County, Alabama	Bibb County, Alabama
Total:	353	1,000
Less than 10 percent	27	107
10 to 14 percent	8	159
15 to 19 percent	20	129
20 to 24 percent	28	68
25 to 29 percent	36	83
30 to 34 percent	18	29
35 to 39 percent	10	53
40 to 49 percent	11	22
50 percent or more	95	108
Not computed	100	242

Source: Data Set: Census 2000 Summary File 3 (SF 3) - Sample Data -- HCT39B. GROSS RENT AS A PERCENTAGE OF HOUSEHOLD INCOME IN 1999 (BLACK OR AFRICAN AMERICAN ALONE HOUSEHOLDER) [11] - Universe: Specified renter-occupied housing units with a householder who is Black or African American alone; HCT39I. GROSS RENT AS A PERCENTAGE OF HOUSEHOLD INCOME IN 1999 (WHITE ALONE, NOT HISPANIC OR LATINO HOUSEHOLDER) [11] - Universe: Specified renter-occupied housing units with a householder who is White alone, not Hispanic or Latino.

MEDIAN GROSS RENT

Source data for Chart 17

	African American	White, Not Hispanic
	Bibb County, Alabama	Bibb County, Alabama
Median gross rent	\$ 274	\$ 396

Source: Data Set: Census 2000 Summary File 3 (SF 3) - Sample Data -- HCT37B. MEDIAN GROSS RENT (DOLLARS) (BLACK OR AFRICAN AMERICAN ALONE HOUSEHOLDER) [1] - Universe: Specified renter-occupied housing units paying cash rent with a householder who is Black or African American alone; HCT37I. MEDIAN GROSS RENT (DOLLARS) (WHITE ALONE, NOT HISPANIC OR LATINO HOUSEHOLDER) [1] - Universe: Specified renter-occupied housing units paying cash rent with a householder who is White alone, not Hispanic or Latino.

MEDIAN HOME VALUE

Source data for Chart 18

	African American	White, Not Hispanic
	Bibb County, Alabama	Bibb County, Alabama
Median value	\$ 46,300	\$ 79,000

Source: Data Set: Census 2000 Summary File 3 (SF 3) - Sample Data -- HCT42B. MEDIAN VALUE (DOLLARS) (BLACK OR AFRICAN AMERICAN ALONE HOUSEHOLDER) [1] - Universe: Specified owner-occupied housing units with a householder who is Black or African American alone; HCT42I. MEDIAN VALUE (DOLLARS) (WHITE ALONE, NOT HISPANIC OR LATINO HOUSEHOLDER) [1] - Universe: Specified owner-occupied housing units with a householder who is White alone, not Hispanic or Latino.