

Selected Socio-Economic Data

Normandy city, Missouri

African American and White, Not Hispanic

Data Set: 2008-2012 American Community Survey 5-Year Estimates

www.fairvote2020.org

www.fairdata2000.com

[29-Dec-13](#)

C02003.DETAILED RACE - Universe: TOTAL POPULATION

Data Set: 2008-2012 American Community Survey 5-Year Estimates

	Normandy city, Missouri		
	Population	Margin of Error (+/-)	% of Total
Total:	5,020	28	100.0%
Population of one race:	5,016	29	99.9%
White	712	207	14.2%
Black or African American	4,102	259	81.7%
American Indian and Alaska Native	0	11	0.0%
Asian alone	191	130	3.8%
Native Hawaiian and Other Pacific Islander	11	22	0.2%
Some other race	0	11	0.0%
Population of two or more races:	4	6	0.1%
Two races including Some other race	0	11	0.0%
Two races excluding Some other race, and three or more races	4	6	0.1%
Population of two races:	4	6	0.1%
White; Black or African American	0	11	0.0%
White; American Indian and Alaska Native	0	11	0.0%
White; Asian	3	6	0.1%
Black or African American; American Indian and Alaska Native	1	4	0.0%
All other two race combinations	0	11	0.0%
Population of three races	0	11	0.0%
Population of four or more races	0	11	0.0%

Note: Hispanics may be of any race. See Table B03002 and chart.

Source: U.S. Census Bureau, 2008-2012 American Community Survey

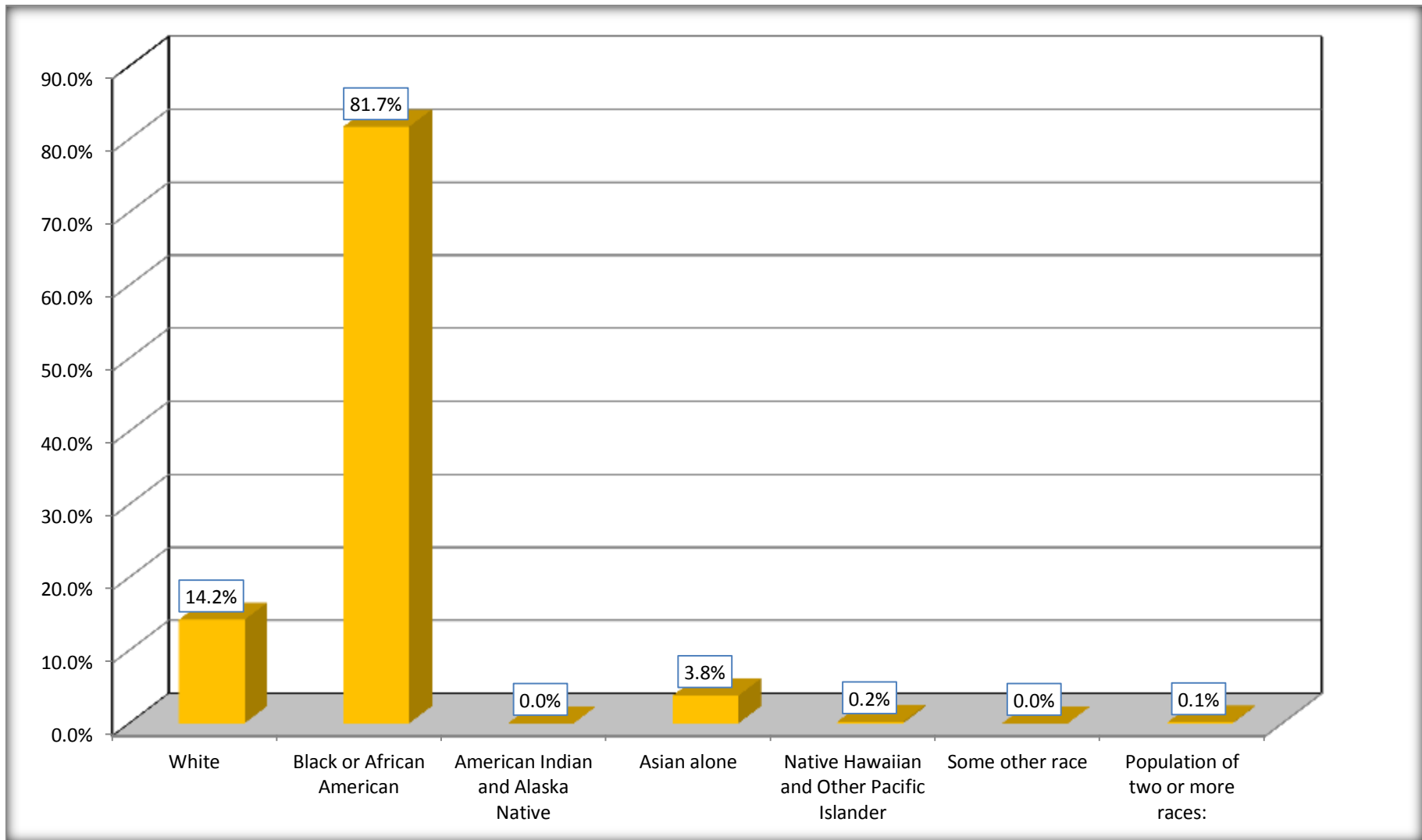
Although the American Community Survey (ACS) produces population, demographic and housing unit estimates, it is the Census Bureau's Population Estimates Program that produces and disseminates the official estimates of the population for the nation, states, counties, cities and towns and estimates of housing units for states and counties.

For information on confidentiality protection, sampling error, nonsampling error, and definitions, see Survey Methodology.

<http://www.census.gov/acs/www/UseData/index.htm>

Population by Race

Normandy city, Missouri



Source: C02003.DETAILED RACE - Universe: TOTAL POPULATION
Data Set: 2008-2012 American Community Survey 5-Year Estimates

B03002. HISPANIC OR LATINO ORIGIN BY RACE - Universe: TOTAL POPULATION

Data Set: 2008-2012 American Community Survey 5-Year Estimates

	Normandy city, Missouri		
	Population	Margin of Error (+/-)	% of Total
Total:	5,020	28	100.0%
Not Hispanic or Latino:	4,979	48	99.2%
White alone	672	195	13.4%
Black or African American alone	4,102	259	81.7%
American Indian and Alaska Native alone	0	11	0.0%
Asian alone	191	130	3.8%
Native Hawaiian and Other Pacific Islander alone	11	22	0.2%
Some other race alone	0	11	0.0%
Two or more races:	3	6	0.1%
Two races including Some other race	0	11	0.0%
Two races excluding Some other race, and three or more races	3	6	0.1%
Hispanic or Latino	41	37	0.8%

Source: U.S. Census Bureau, 2008-2012 American Community Survey

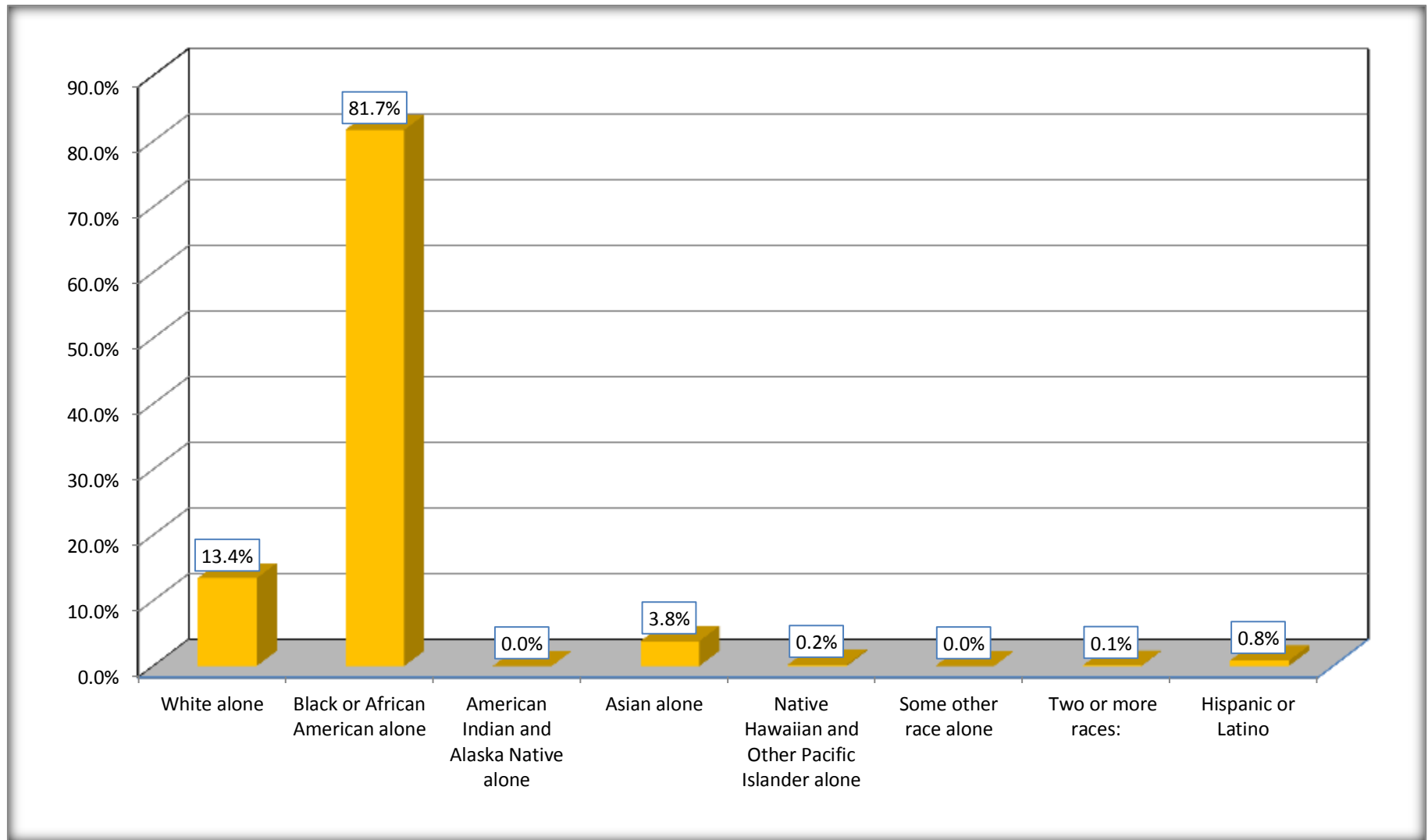
Although the American Community Survey (ACS) produces population, demographic and housing unit estimates, it is the Census Bureau's Population Estimates Program that produces and disseminates the official estimates of the population for the nation, states, counties, cities and towns and estimates of housing units for states and counties.

For information on confidentiality protection, sampling error, nonsampling error, and definitions, see Survey Methodology.

<http://www.census.gov/acs/www/UseData/index.htm>

Non-Hispanic by Race and Hispanic Population

Normandy city, Missouri



Source: B03002. HISPANIC OR LATINO ORIGIN BY RACE - Universe: TOTAL POPULATION
Data Set: 2008-2012 American Community Survey 5-Year Estimates

B03002. HISPANIC OR LATINO ORIGIN BY RACE

Data Set: 2008-2012 American Community Survey 5-Year Estimates

	Normandy city, Missouri		
	Population	Margin of Error (+/-)	% of Total
Hispanic or Latino:	41	37	100.0%
White alone	40	36	97.6%
Black or African American alone	0	11	0.0%
American Indian and Alaska Native alone	0	11	0.0%
Asian alone	0	11	0.0%
Native Hawaiian and Other Pacific Islander alone	0	11	0.0%
Some other race alone	0	11	0.0%
Two or more races:	1	4	2.4%
Two races including Some other race	0	11	0.0%
Two races excluding Some other race, and three or more races	1	4	2.4%

Source: U.S. Census Bureau, 2008-2012 American Community Survey

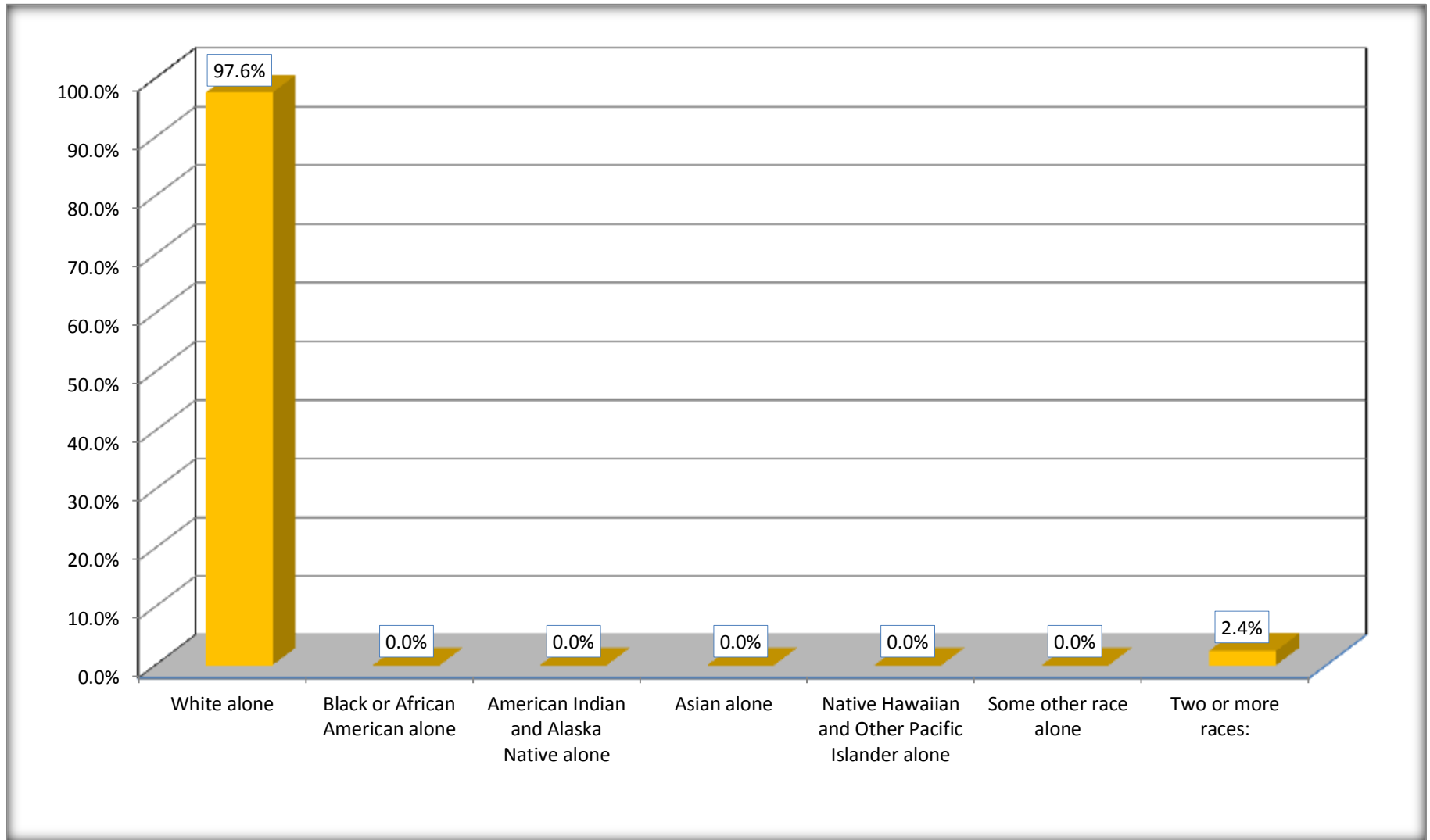
Although the American Community Survey (ACS) produces population, demographic and housing unit estimates, it is the Census Bureau's Population Estimates Program that produces and disseminates the official estimates of the population for the nation, states, counties, cities and towns and estimates of housing units for states and counties.

For information on confidentiality protection, sampling error, nonsampling error, and definitions, see Survey Methodology.

<http://www.census.gov/acs/www/UseData/index.htm>

Hispanic or Latino Origin by Race

Normandy city, Missouri



Source: B03002. HISPANIC OR LATINO ORIGIN BY RACE
Data Set: 2008-2012 American Community Survey 5-Year Estimates

B01001. SEX BY AGE

Data Set: 2008-2012 American Community Survey 5-Year Estimates

	Normandy city, Missouri					
	African American	Margin of Error (+/-)	% of AA Total	White, Not Hispanic	Margin of Error (+/-)	% of NHW Total
Total:	4,102	259	100.0%	672	195	100.0%
Under 18 years	1,355	NC	33.0%	14	NC	2.1%
18 to 64 years	2,498	NC	60.9%	412	NC	61.3%
65 years and over	249	NC	6.1%	246	NC	36.6%
Male:	1,747	252	42.6%	266	389	39.6%
Under 18 years	660	NC	16.1%	4	NC	0.6%
18 to 64 years	993	NC	24.2%	202	NC	30.1%
65 years and over	94	NC	2.3%	60	NC	8.9%
Female:	2,355	272	57.4%	406	412	60.4%
Under 18 years	695	NC	16.9%	10	NC	1.5%
18 to 64 years	1,505	NC	36.7%	210	NC	31.3%
65 years and over	155	NC	3.8%	186	NC	27.7%

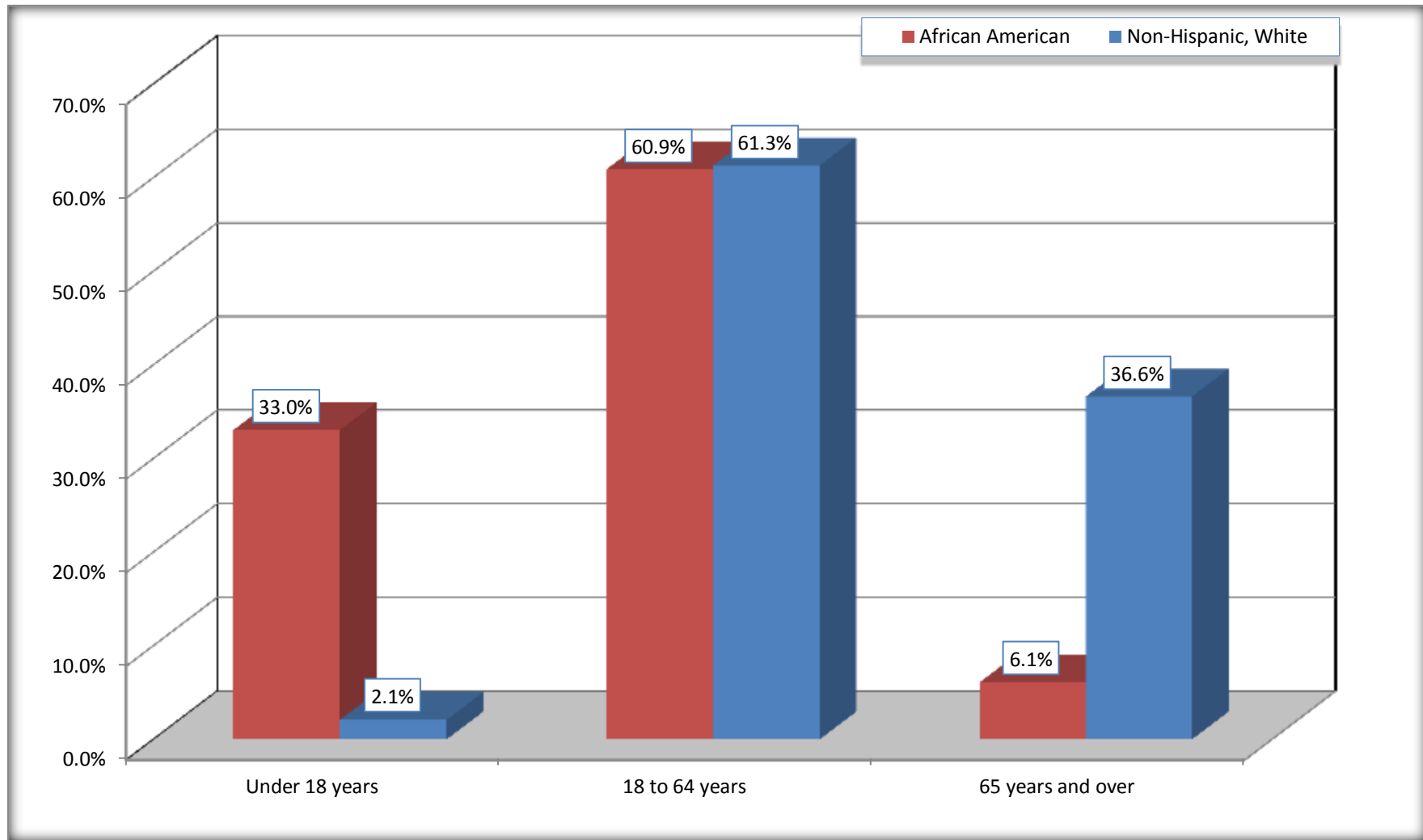
Source: U.S. Census Bureau, 2008-2012 American Community Survey

Although the American Community Survey (ACS) produces population, demographic and housing unit estimates, it is the Census Bureau's Population Estimates Program that produces and disseminates the official estimates of the population for the nation, states, counties, cities and towns and estimates of housing units for states and counties.

For information on confidentiality protection, sampling error, nonsampling error, and definitions, see Survey Methodology.
<http://www.census.gov/acs/www/UseData/index.htm>

Population by Age

Normandy city, Missouri



Source: B01001. SEX BY AGE
Data Set: 2008-2012 American Community Survey 5-Year Estimates

B05003. SEX BY AGE BY CITIZENSHIP STATUS

Data Set: 2008-2012 American Community Survey 5-Year Estimates

	Normandy city, Missouri					
	African American	Margin of Error (+/-)	% of AA Total by Age	White, Not Hispanic	Margin of Error (+/-)	% of NHW Total by Age
Total:	4,102	259	100.0%	672	195	100.0%
Under 18 years:	1,355	NC	100.0%	14	NC	100.0%
Native	1,355	NC	100.0%	14	NC	100.0%
Foreign born:	0	NC	0.0%	0	NC	0.0%
Naturalized U.S. citizen	0	NC	0.0%	0	NC	0.0%
Not a U.S. citizen	0	NC	0.0%	0	NC	0.0%
18 years and over:	2,747	NC	100.0%	658	NC	100.0%
Native	2,733	NC	99.5%	610	NC	92.7%
Foreign born:	14	NC	0.5%	48	NC	7.3%
Naturalized U.S. citizen	0	NC	0.0%	22	NC	3.3%
Not a U.S. citizen	14	NC	0.5%	26	NC	4.0%
Male:	1,747	252	42.6%	266	111	39.6%
Under 18 years:	660	253	100.0%	4	6	100.0%
Native	660	253	100.0%	4	6	100.0%
Foreign born:	0	11	0.0%	0	11	0.0%
Naturalized U.S. citizen	0	11	0.0%	0	11	0.0%
Not a U.S. citizen	0	11	0.0%	0	11	0.0%
18 years and over:	1,087	234	100.0%	262	112	100.0%
Native	1,087	234	100.0%	240	109	91.6%
Foreign born:	0	11	0.0%	22	28	8.4%
Naturalized U.S. citizen	0	11	0.0%	9	20	3.4%
Not a U.S. citizen	0	11	0.0%	13	19	5.0%

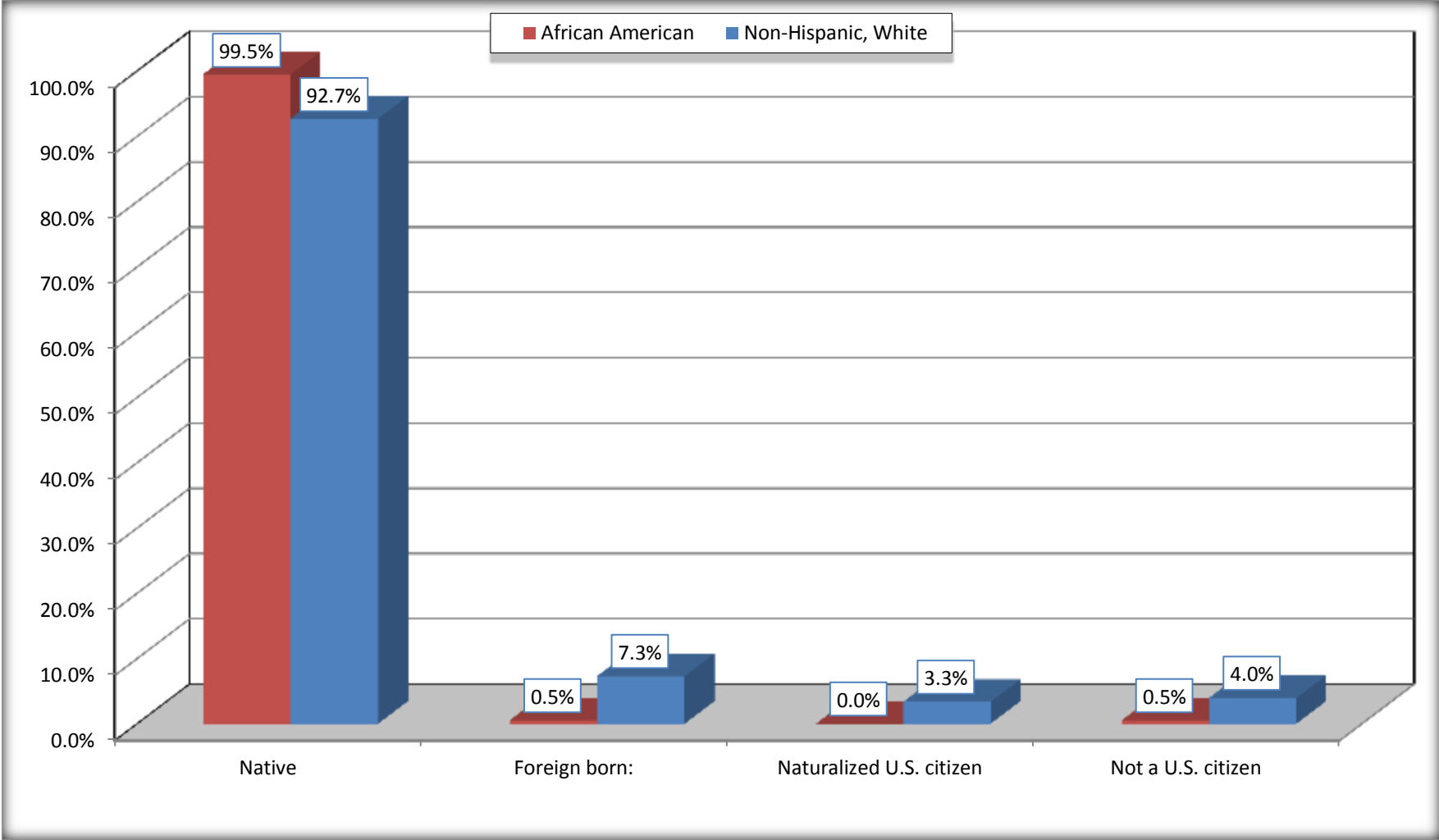
	Normandy city, Missouri					
	African American	Margin of Error (+/-)	% of AA by Age	White, Not Hispanic	Margin of Error (+/-)	% of NHW by Age
Female:	2,355	272	57.4%	406	124	60.4%
Under 18 years:	695	195	100.0%	10	14	100.0%
Native	695	195	100.0%	10	14	100.0%
Foreign born:	0	11	0.0%	0	11	0.0%
Naturalized U.S. citizen	0	11	0.0%	0	11	0.0%
Not a U.S. citizen	0	11	0.0%	0	11	0.0%
18 years and over:	1,660	199	100.0%	396	120	100.0%
Native	1,646	196	99.2%	370	120	93.4%
Foreign born:	14	21	0.8%	26	28	6.6%
Naturalized U.S. citizen	0	11	0.0%	13	23	3.3%
Not a U.S. citizen	14	21	0.8%	13	18	3.3%

Source: U.S. Census Bureau, 2008-2012 American Community Survey

For information on confidentiality protection, sampling error, nonsampling error, and definitions, see Survey Methodology.
<http://www.census.gov/acs/www/UseData/index.htm>

Citizenship Status of Voting Age Population (18 and Over)

Normandy city, Missouri



Source: B05003. SEX BY AGE BY CITIZENSHIP STATUS
Data Set: 2008-2012 American Community Survey 5-Year Estimates

**B07004. GEOGRAPHICAL MOBILITY IN THE PAST YEAR BY RACE FOR CURRENT RESIDENCE IN THE UNITED STATES - Universe:
POPULATION 1 YEAR AND OVER**

Data Set: 2008-2012 American Community Survey 5-Year Estimates

	Normandy city, Missouri					
	African American	Margin of Error (+/-)	% of AA Total	White, Not Hispanic	Margin of Error (+/-)	% of NHW Total
Total:	3,966	248	100.0%	672	195	100.0%
Same house 1 year ago	3,305	359	83.3%	516	153	76.8%
Moved within same county	402	224	10.1%	68	71	10.1%
Moved from different county within same state	205	175	5.2%	86	112	12.8%
Moved from different state	54	56	1.4%	2	5	0.3%
Moved from abroad	0	11	0.0%	0	11	0.0%

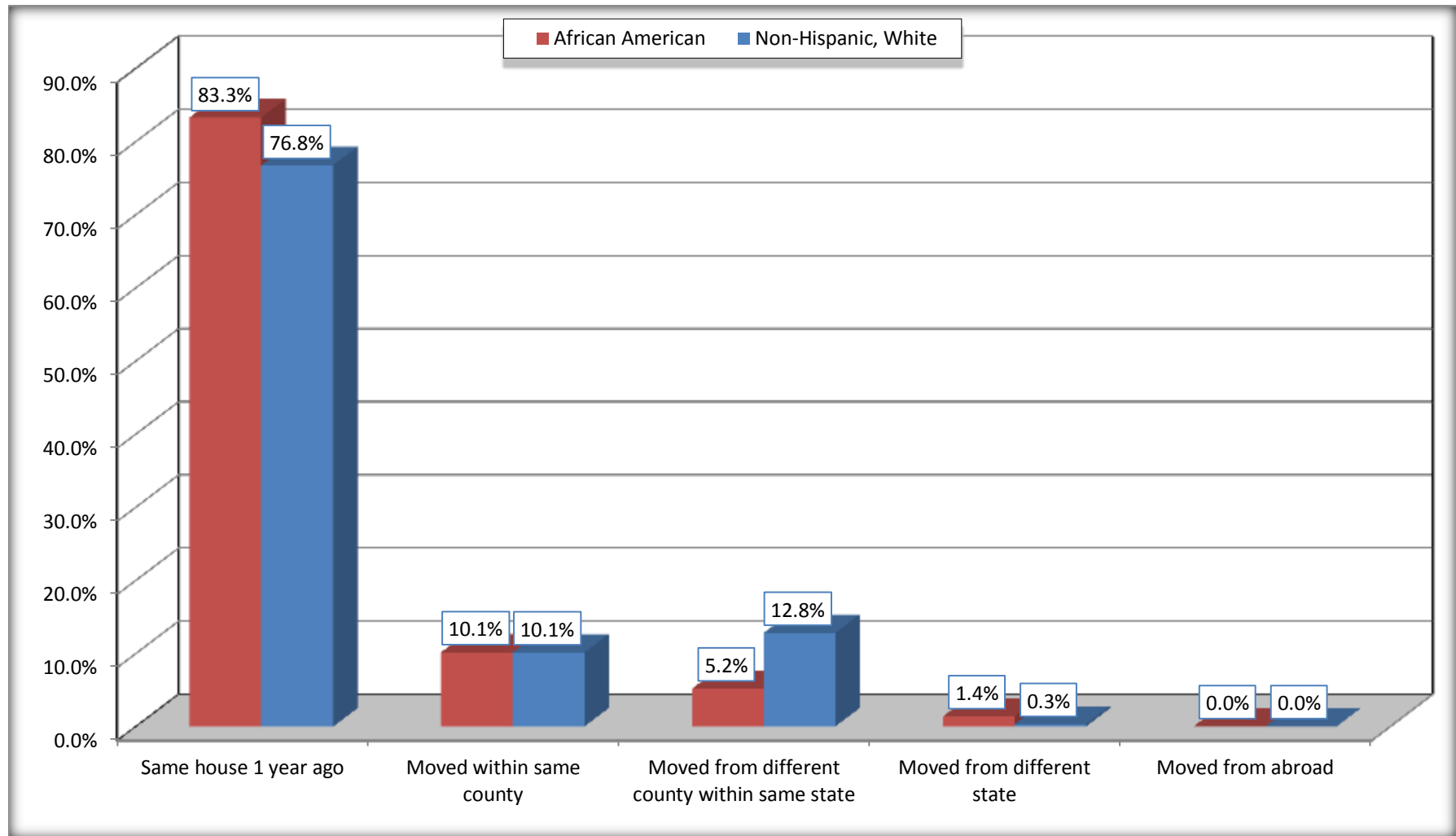
Source: U.S. Census Bureau, 2008-2012 American Community Survey

For information on confidentiality protection, sampling error, nonsampling error, and definitions, see Survey Methodology.

<http://www.census.gov/acs/www/UseData/index.htm>

Geographical Mobility in the Past Year (Population 1 Year and Over)

Normandy city, Missouri



Source: B07004. GEOGRAPHICAL MOBILITY IN THE PAST YEAR BY RACE FOR CURRENT RESIDENCE IN THE UNITED STATES - Universe: POPULATION 1 YEAR AND OVER

Data Set: 2008-2012 American Community Survey 5-Year Estimates

B08105. MEANS OF TRANSPORTATION TO WORK - Universe: WORKERS 16 YEARS AND OVER

Data Set: 2008-2012 American Community Survey 5-Year Estimates

	Normandy city, Missouri					
	African American	Margin of Error (+/-)	% of AA Total	White, Not Hispanic	Margin of Error (+/-)	% of NHW Total
Total:	1590	250	100.0%	200	133	100.0%
Car, truck, or van - drove alone	1156	247	72.7%	154	109	77.0%
Car, truck, or van - carpooled	119	74	7.5%	24	27	12.0%
Public transportation (excluding taxicab)	154	83	9.7%	0	11	0.0%
Walked	24	26	1.5%	0	11	0.0%
Taxicab, motorcycle, bicycle, or other means	0	11	0.0%	3	5	1.5%
Worked at home	137	72	8.6%	19	22	9.5%

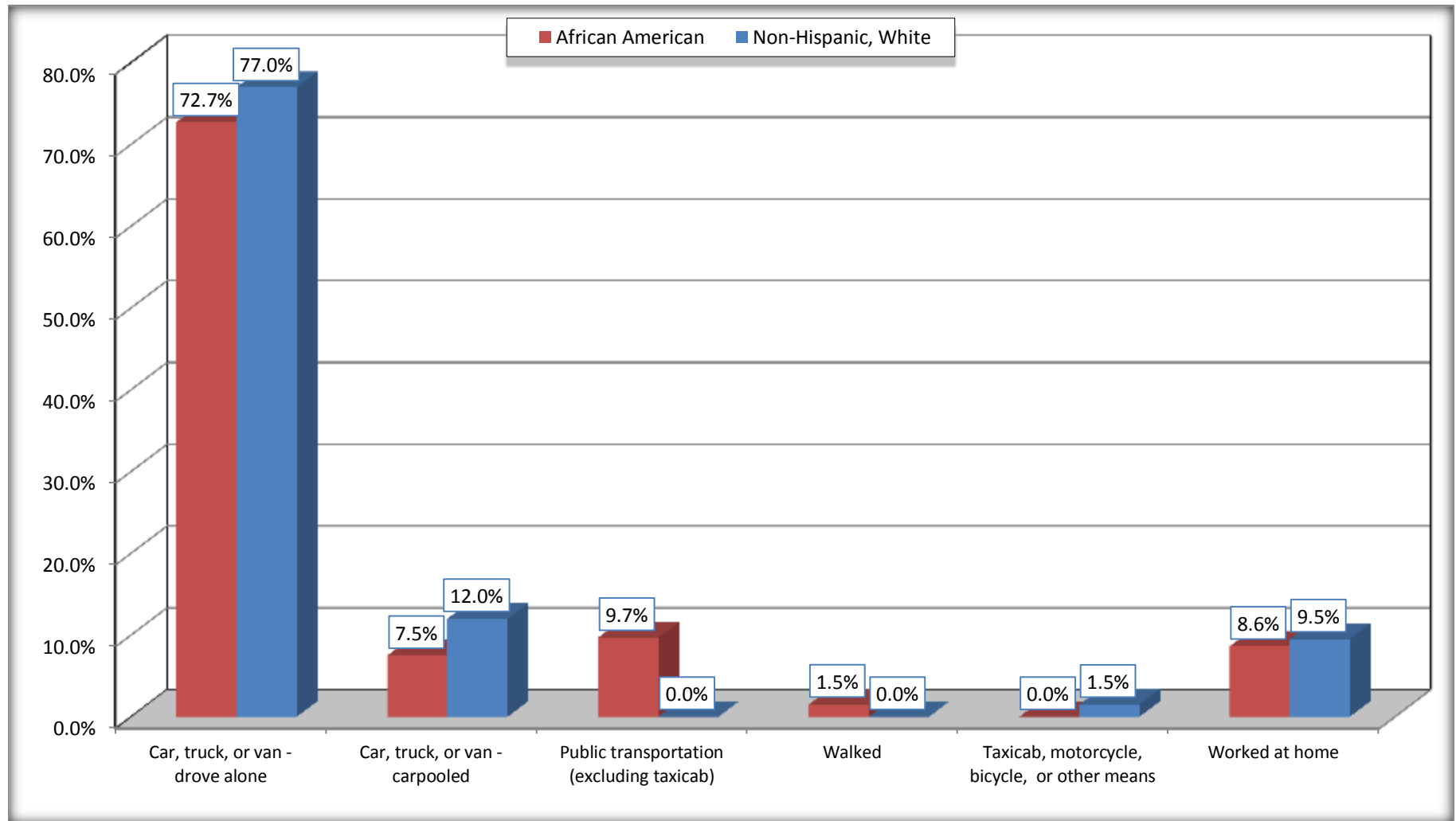
Source: U.S. Census Bureau, 2008-2012 American Community Survey

For information on confidentiality protection, sampling error, nonsampling error, and definitions, see Survey Methodology.

<http://www.census.gov/acs/www/UseData/index.htm>

Means of Transportation to Work (Workers 16 Years and Over)

Normandy city, Missouri



Source: B08105. MEANS OF TRANSPORTATION TO WORK - Universe: WORKERS 16 YEARS AND OVER
Data Set: 2008-2012 American Community Survey 5-Year Estimates

B11002. HOUSEHOLD TYPE BY RELATIVES AND NONRELATIVES FOR POPULATION IN HOUSEHOLDS

Data Set: 2008-2012 American Community Survey 5-Year Estimates

	Normandy city, Missouri					
	African American	Margin of Error (+/-)	% of AA Total	White, Not Hispanic	Margin of Error (+/-)	% of NHW Total
Total:	4027	280	100.0%	359	154	100.0%
In family households	3117	390	77.4%	250	130	69.6%
In nonfamily households	910	281	22.6%	109	81	30.4%

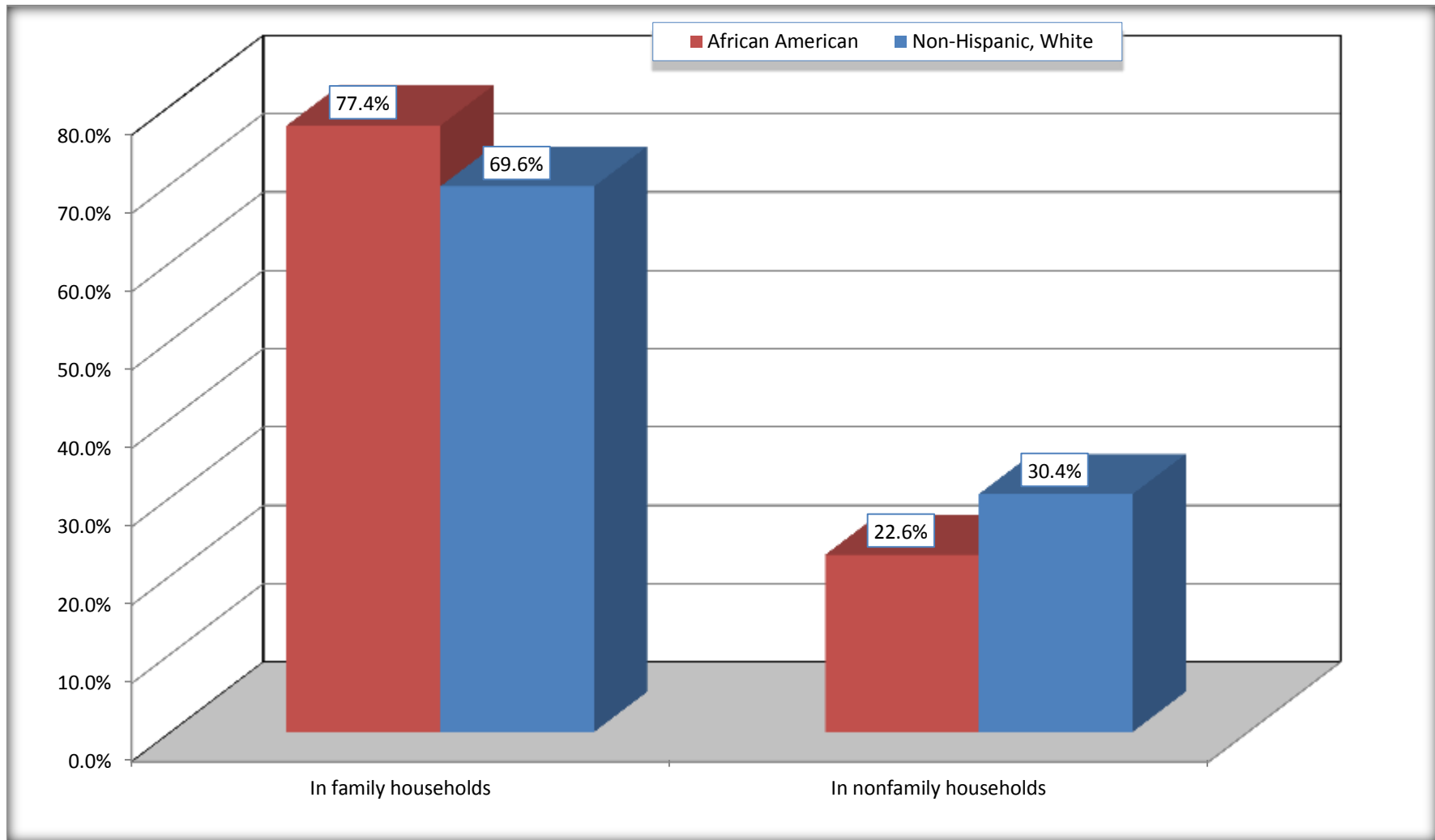
Source: U.S. Census Bureau, 2008-2012 American Community Survey

For information on confidentiality protection, sampling error, nonsampling error, and definitions, see Survey Methodology.

<http://www.census.gov/acs/www/UseData/index.htm>

Household Type for Population in Households

Normandy city, Missouri



Source: B11002. HOUSEHOLD TYPE BY RELATIVES AND NONRELATIVES FOR POPULATION IN HOUSEHOLDS
Data Set: 2008-2012 American Community Survey 5-Year Estimates

B12002. MARITAL STATUS FOR THE POPULATION 15 YEARS AND OVER

Data Set: 2008-2012 American Community Survey 5-Year Estimates

	Normandy city, Missouri					
	African American	Margin of Error (+/-)	% of AA Total	White, Not Hispanic	Margin of Error (+/-)	% of NHW Total
Total:	2,922	252	100.0%	658	190	100.0%
Never married	1,733	NC	59.3%	281	NC	42.7%
Now married (except separated)	680	NC	23.3%	172	NC	26.1%
Separated	102	NC	3.5%	0	NC	0.0%
Widowed	89	NC	3.0%	176	NC	26.7%
Divorced	318	NC	10.9%	29	NC	4.4%
Male:	1,193	219	40.8%	262	112	39.8%
Never married	717	211	24.5%	129	80	19.6%
Now married (except separated)	333	93	11.4%	85	45	12.9%
Separated	49	48	1.7%	0	11	0.0%
Widowed	0	11	0.0%	48	45	7.3%
Divorced	94	56	3.2%	0	11	0.0%
Female:	1,729	212	59.2%	396	120	60.2%
Never married	1,016	181	34.8%	152	100	23.1%
Now married (except separated)	347	108	11.9%	87	42	13.2%
Separated	53	57	1.8%	0	11	0.0%
Widowed	89	78	3.0%	128	50	19.5%
Divorced	224	104	7.7%	29	35	4.4%

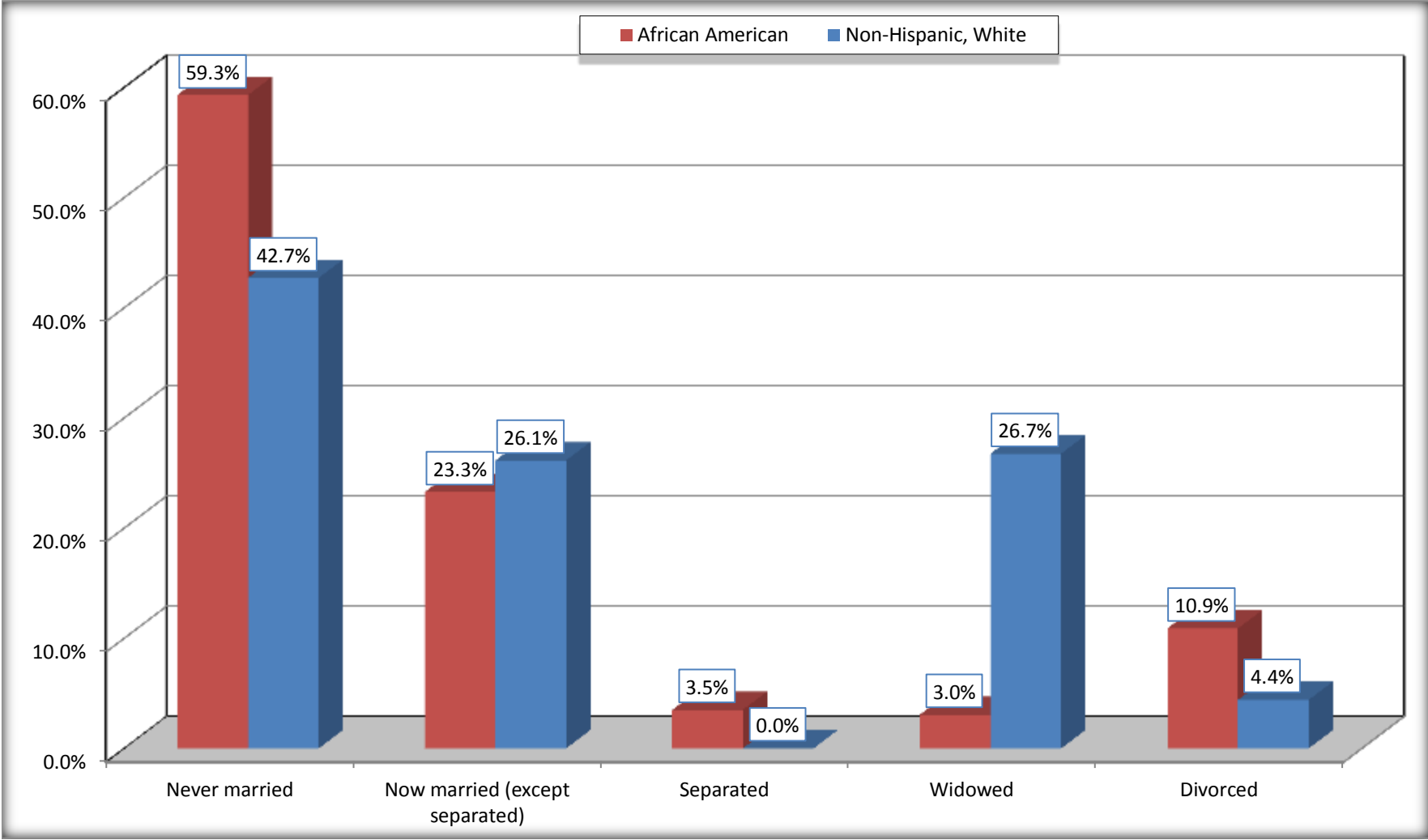
Source: U.S. Census Bureau, 2008-2012 American Community Survey

For information on confidentiality protection, sampling error, nonsampling error, and definitions, see Survey Methodology.

<http://www.census.gov/acs/www/UseData/index.htm>

Marital Status for the Population 15 Years and Over

Normandy city, Missouri



Source: B12002. MARITAL STATUS FOR THE POPULATION 15 YEARS AND OVER
Data Set: 2008-2012 American Community Survey 5-Year Estimates

C15002. SEX BY EDUCATIONAL ATTAINMENT FOR THE POPULATION 25 YEARS AND OVER

Data Set: 2008-2012 American Community Survey 5-Year Estimates

	Normandy city, Missouri					
	African American	Margin of Error (+/-)	% of AA Total	White, Not Hispanic	Margin of Error (+/-)	% of NHW Total
Total:	2,208	249	100.0%	502	151	100.0%
Less than high school diploma	429	NC	19.4%	72	NC	14.3%
High school graduate, GED, or alternative	557	NC	25.2%	177	NC	35.3%
Some college or associate's degree	866	NC	39.2%	142	NC	28.3%
Bachelor's degree or higher	356	NC	16.1%	111	NC	22.1%
Male:	901	213	40.8%	187	85	37.3%
Less than high school diploma	266	159	12.0%	28	31	5.6%
High school graduate, GED, or alternative	240	104	10.9%	60	49	12.0%
Some college or associate's degree	272	102	12.3%	37	38	7.4%
Bachelor's degree or higher	123	92	5.6%	62	43	12.4%
Female:	1,307	176	59.2%	315	96	62.7%
Less than high school diploma	163	83	7.4%	44	38	8.8%
High school graduate, GED, or alternative	317	119	14.4%	117	62	23.3%
Some college or associate's degree	594	146	26.9%	105	64	20.9%
Bachelor's degree or higher	233	91	10.6%	49	38	9.8%

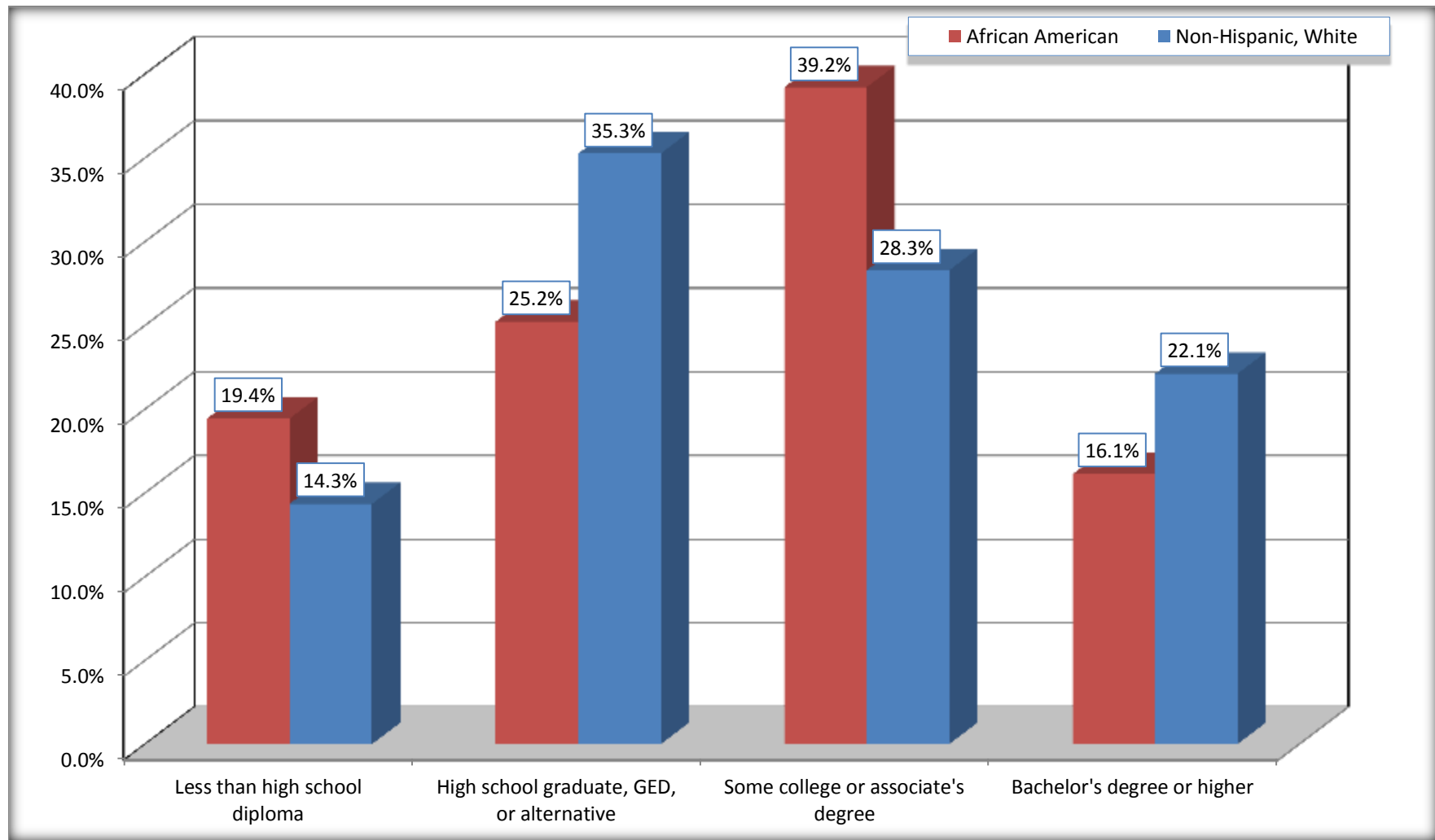
Source: U.S. Census Bureau, 2008-2012 American Community Survey

For information on confidentiality protection, sampling error, nonsampling error, and definitions, see Survey Methodology.

<http://www.census.gov/acs/www/UseData/index.htm>

Educational Attainment for the Population 25 Years and Older

Normandy city, Missouri



Source: C15002. SEX BY EDUCATIONAL ATTAINMENT FOR THE POPULATION 25 YEARS AND OVER
Data Set: 2008-2012 American Community Survey 5-Year Estimates

B17010. POVERTY STATUS IN THE PAST 12 MONTHS OF FAMILIES BY FAMILY TYPE BY PRESENCE OF RELATED CHILDREN UNDER 18 YEARS

Data Set: 2008-2012 American Community Survey 5-Year Estimates

	Normandy city, Missouri					
	African American	Margin of Error (+/-)	% of AA Total	White, Not Hispanic	Margin of Error (+/-)	% of NHW Total
Total:	866	116	100.0%	87	42	100.0%
Income in the past 12 months below poverty level:	267	106	30.8%	13	18	14.9%
Married-couple family:	30	38	3.5%	13	18	14.9%
With related children under 18 years	30	38	3.5%	0	11	0.0%
Other family:	237	112	27.4%	0	11	0.0%
Male householder, no wife present	0	11	0.0%	0	11	0.0%
With related children under 18 years	0	11	0.0%	0	11	0.0%
Female householder, no husband present	237	112	27.4%	0	11	0.0%
With related children under 18 years	232	112	26.8%	0	11	0.0%
Income in the past 12 months at or above poverty level:	599	107	69.2%	74	40	85.1%
Married-couple family:	258	100	29.8%	65	38	74.7%
With related children under 18 years	118	81	13.6%	14	15	16.1%
Other family:	341	105	39.4%	9	13	10.3%
Male householder, no wife present	83	51	9.6%	0	11	0.0%
With related children under 18 years	67	48	7.7%	0	11	0.0%
Female householder, no husband present	258	92	29.8%	9	13	10.3%
With related children under 18 years	203	94	23.4%	0	11	0.0%

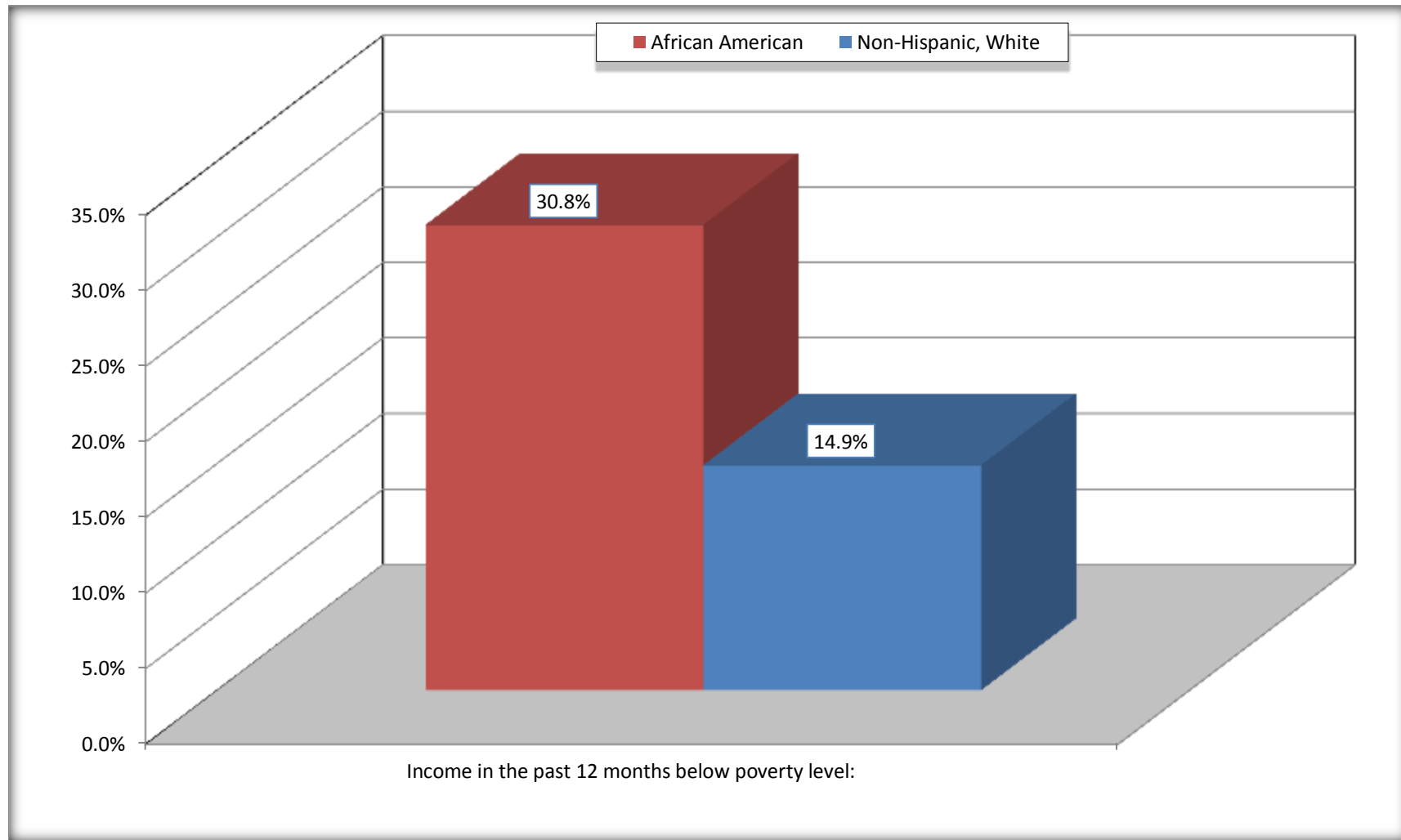
Source: U.S. Census Bureau, 2008-2012 American Community Survey

For information on confidentiality protection, sampling error, nonsampling error, and definitions, see Survey Methodology.

<http://www.census.gov/acs/www/UseData/index.htm>

Family Households Below Poverty in the Past 12 Months

Normandy city, Missouri

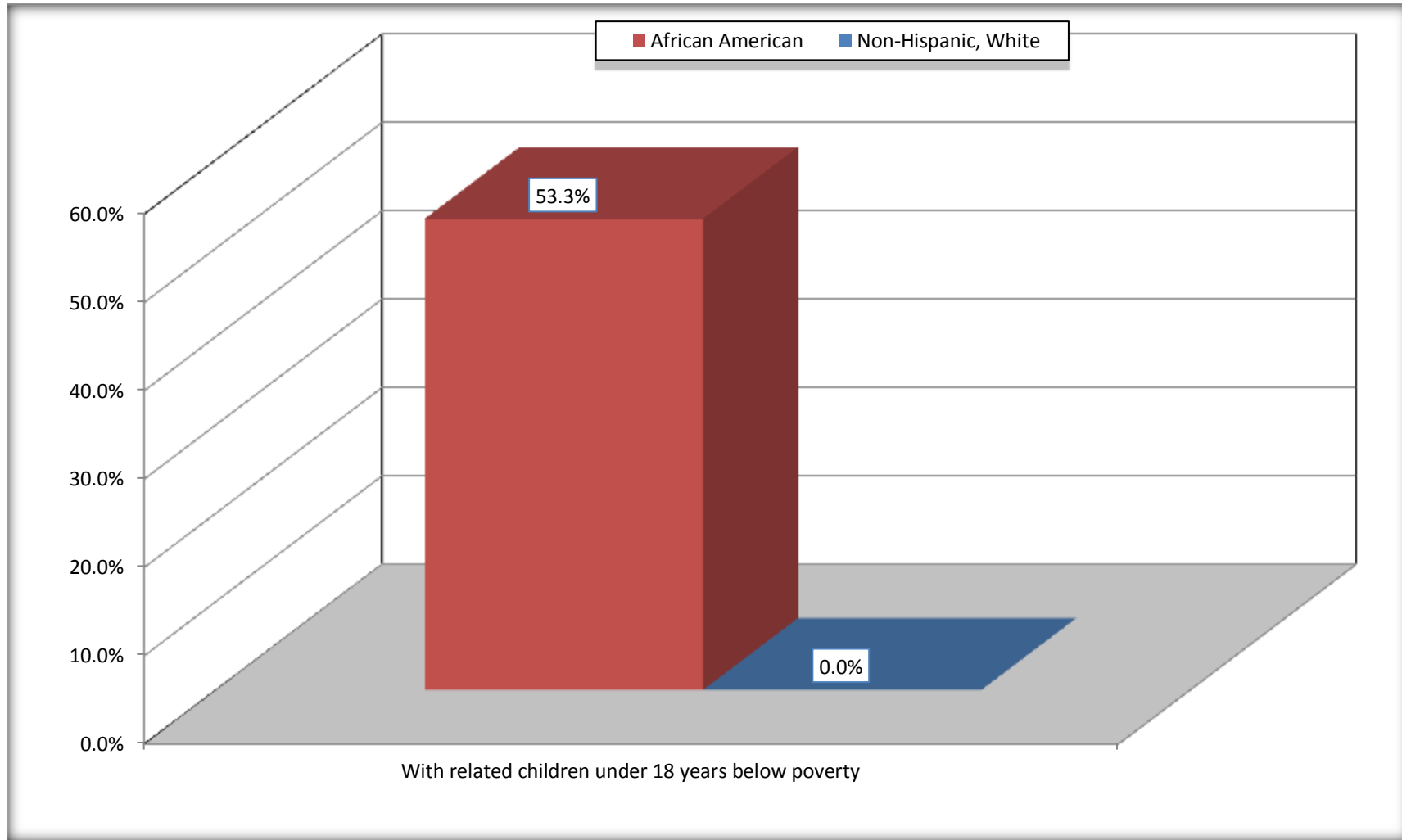


Source: B17010. POVERTY STATUS IN THE PAST 12 MONTHS OF FAMILIES BY FAMILY TYPE BY PRESENCE OF RELATED CHILDREN UNDER 18 YEARS

Data Set: 2008-2012 American Community Survey 5-Year Estimates

Female-headed Households with Related Children Below Poverty in the Past 12 Months

Normandy city, Missouri



Source: B17010. POVERTY STATUS IN THE PAST 12 MONTHS OF FAMILIES BY FAMILY TYPE BY PRESENCE OF RELATED CHILDREN UNDER 18 YEARS

Data Set: 2008-2012 American Community Survey 5-Year Estimates

B17020 POVERTY STATUS IN THE PAST 12 MONTHS BY AGE - Universe: POPULATION FOR WHOM POVERTY STATUS IS DETERMINED

Data Set: 2008-2012 American Community Survey 5-Year Estimates

	Normandy city, Missouri					
	African American	Margin of Error (+/-)	% of AA By Age	White, Not Hispanic	Margin of Error (+/-)	% of NHW By Age
Total:	4,044	280	100.0%	443	163	100.0%
Income in the past 12 months below poverty level:	1,356	423	33.5%	171	100	38.6%
Under 18 years	624	NC	46.4%	0	NC	0.0%
18 to 64 years	715	216	29.1%	125	88	40.7%
65 years and over	17	NC	7.1%	46	NC	37.4%
Income in the past 12 months at or above poverty level:	2,688	424	66.5%	272	135	61.4%
Under 18 years	720	NC	53.6%	13	NC	100.0%
18 to 64 years	1,745	293	70.9%	182	109	59.3%
65 years and over	223	NC	92.9%	77	NC	62.6%

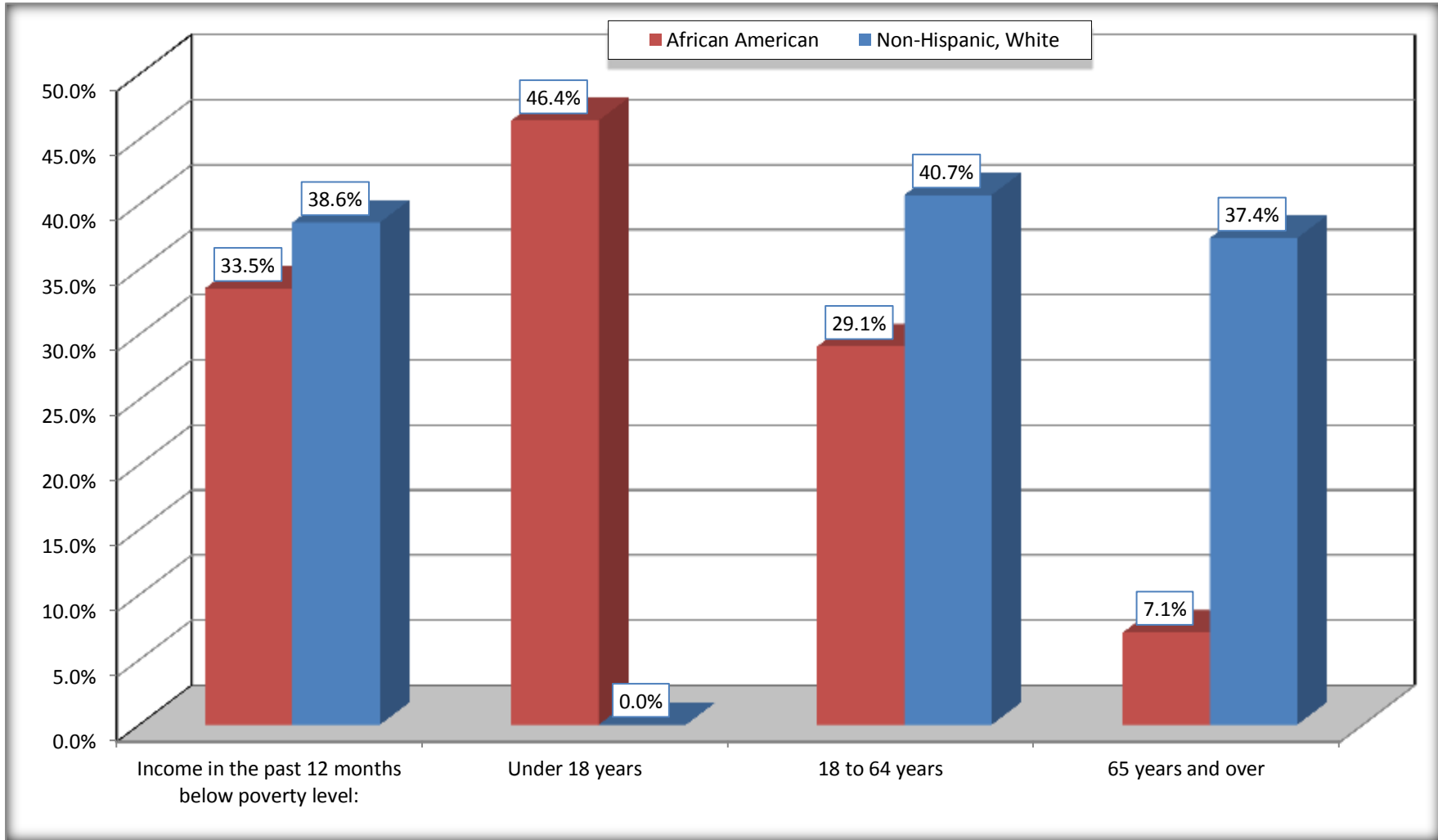
Source: U.S. Census Bureau, 2008-2012 American Community Survey

For information on confidentiality protection, sampling error, nonsampling error, and definitions, see Survey Methodology.

<http://www.census.gov/acs/www/UseData/index.htm>

Population Below Poverty in the Past 12 Months

Normandy city, Missouri



Source: B17020 POVERTY STATUS IN THE PAST 12 MONTHS BY AGE - Universe: POPULATION FOR WHOM POVERTY STATUS IS DETERMINED
Data Set: 2008-2012 American Community Survey 5-Year Estimates

B19001. HOUSEHOLD INCOME IN THE PAST 12 MONTHS (IN 2010 INFLATION-ADJUSTED DOLLARS)

Data Set: 2008-2012 American Community Survey 5-Year Estimates

	Normandy city, Missouri					
	African American	Margin of Error (+/-)	% of AA Total	White, Not Hispanic	Margin of Error (+/-)	% of NHW Total
Total:	1,745	241	100.0%	196	91	100.0%
Less than \$ 10,000	408	165	23.4%	70	69	35.7%
\$ 10,000 to \$ 14,999	319	166	18.3%	35	38	17.9%
\$ 15,000 to \$ 24,999	206	NC	11.8%	6	NC	3.1%
\$ 25,000 to \$ 34,999	208	NC	11.9%	0	NC	0.0%
\$ 35,000 to \$ 49,999	210	NC	12.0%	20	NC	10.2%
\$ 50,000 to \$ 74,999	166	NC	9.5%	25	NC	12.8%
\$ 75,000 to \$ 99,999	95	54	5.4%	40	30	20.4%
\$ 100,000 to \$ 149,999	104	NC	6.0%	0	NC	0.0%
\$ 150,000 to \$ 199,999	29	32	1.7%	0	11	0.0%
\$ 200,000 or more	0	11	0.0%	0	11	0.0%

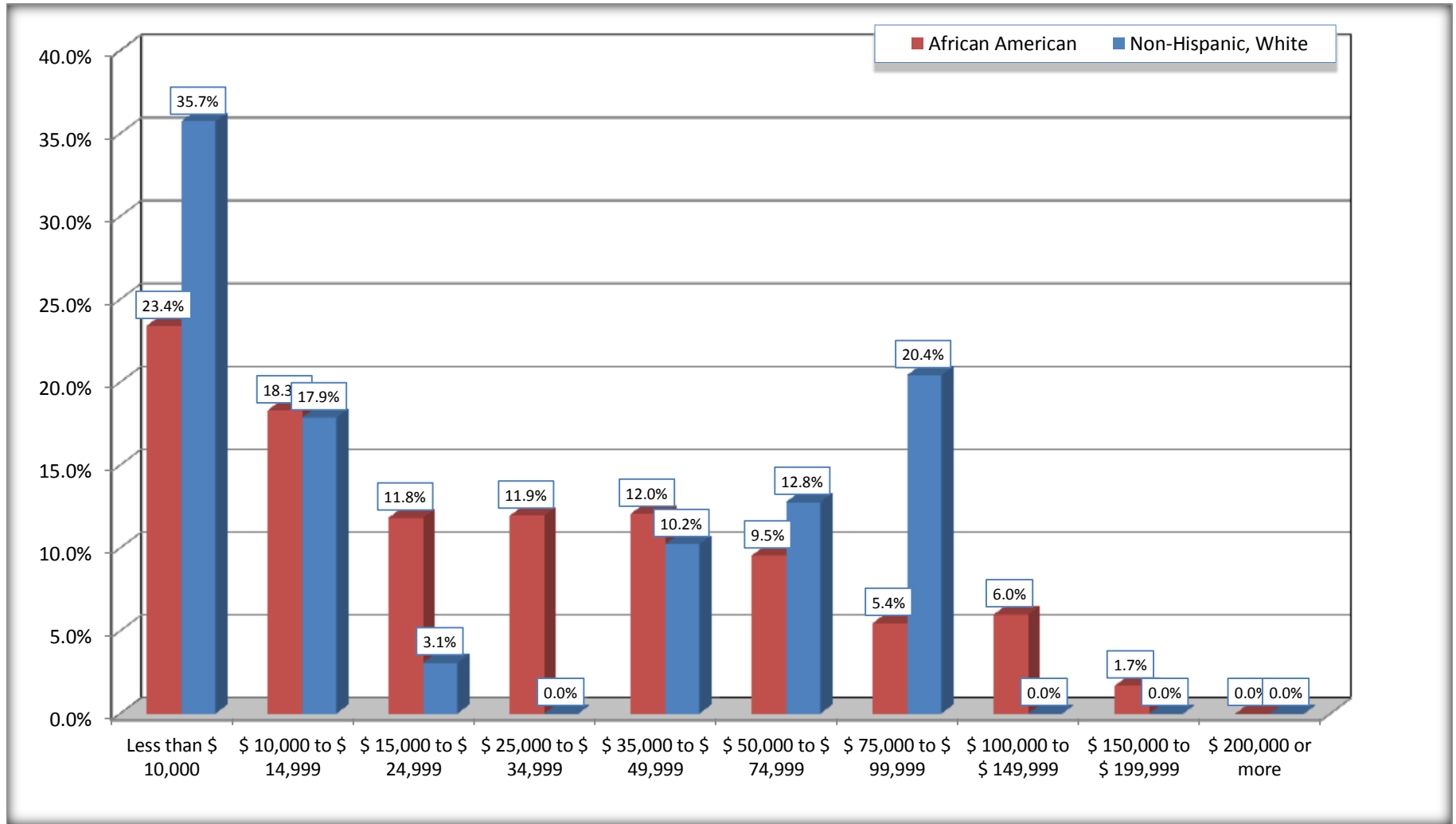
Source: U.S. Census Bureau, 2008-2012 American Community Survey

For information on confidentiality protection, sampling error, nonsampling error, and definitions, see Survey Methodology.

<http://www.census.gov/acs/www/UseData/index.htm>

Household Income in the Past 12 Months

Normandy city, Missouri



Source: B19001. HOUSEHOLD INCOME IN THE PAST 12 MONTHS (IN 2010 INFLATION-ADJUSTED DOLLARS)
Data Set: 2008-2012 American Community Survey 5-Year Estimates

B19013. MEDIAN HOUSEHOLD INCOME IN THE PAST 12 MONTHS (IN 2010 INFLATION-ADJUSTED DOLLARS)

Data Set: 2008-2012 American Community Survey 5-Year Estimates

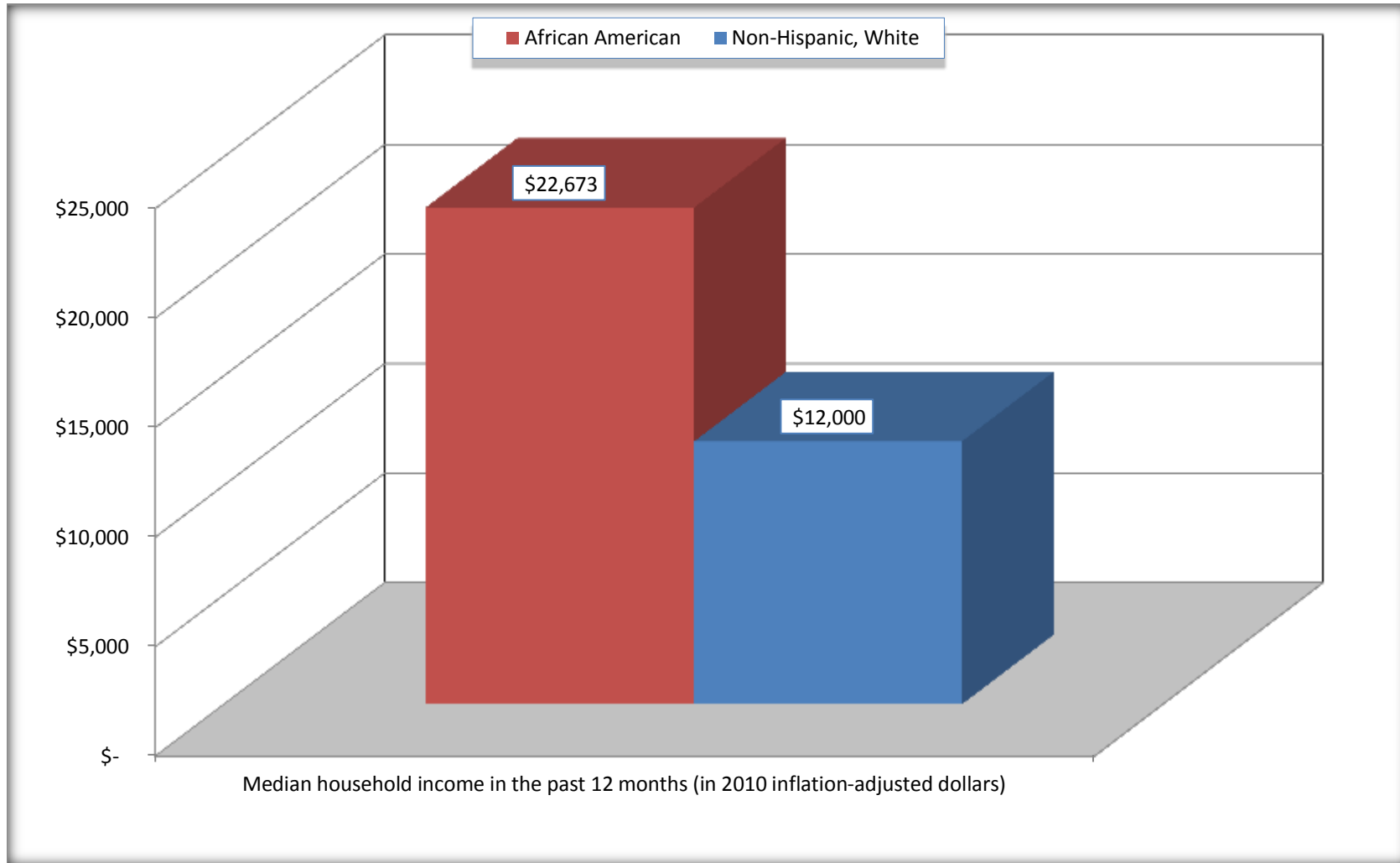
	Normandy city, Missouri			
	African American	Margin of Error (+/-)	White, Not Hispanic	Margin of Error (+/-)
Median household income in the past 12 months (in 2010 inflation-adjusted dollars)	\$ 22,673	\$ 5,735	\$ 12,000	\$ 44,898

Source: U.S. Census Bureau, 2008-2012 American Community Survey

For information on confidentiality protection, sampling error, nonsampling error, and definitions, see Survey Methodology.
<http://www.census.gov/acs/www/UseData/index.htm>

Median Household Income in the Past 12 Months

Normandy city, Missouri



Source: B19013. MEDIAN HOUSEHOLD INCOME IN THE PAST 12 MONTHS (IN 2010 INFLATION-ADJUSTED DOLLARS)
Data Set: 2008-2012 American Community Survey 5-Year Estimates

B19101. FAMILY INCOME IN THE PAST 12 MONTHS (IN 2010 INFLATION-ADJUSTED DOLLARS)

Data Set: 2008-2012 American Community Survey 5-Year Estimates

	Normandy city, Missouri					
	African American	Margin of Error (+/-)	% of AA Total	White, Not Hispanic	Margin of Error (+/-)	% of NHW Total
Total:	866	116	100.0%	87	42	100.0%
Less than \$ 10,000	197	96	22.7%	13	18	14.9%
\$ 10,000 to \$ 14,999	35	43	4.0%	0	11	0.0%
\$ 15,000 to \$ 24,999	78	NC	9.0%	2	NC	2.3%
\$ 25,000 to \$ 34,999	180	NC	20.8%	0	NC	0.0%
\$ 35,000 to \$ 49,999	68	NC	7.9%	7	NC	8.0%
\$ 50,000 to \$ 74,999	115	NC	13.3%	35	NC	40.2%
\$ 100,000 to \$ 149,999	70	NC	8.1%	-	NC	0.0%
\$ 150,000 to \$ 199,999	29	32	3.3%	0	11	0.0%
\$ 200,000 or more	0	11	0.0%	0	11	0.0%

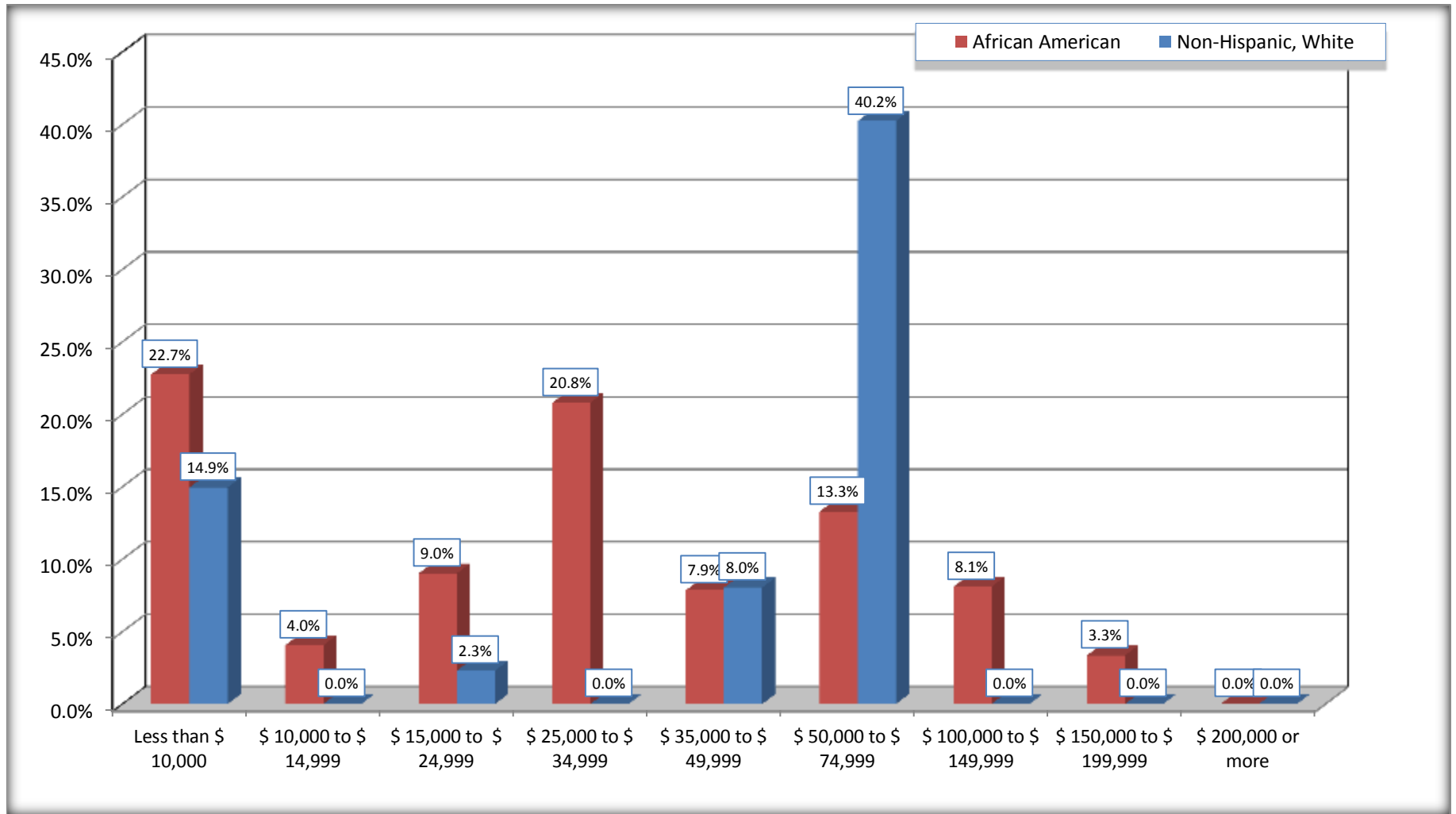
Source: U.S. Census Bureau, 2008-2012 American Community Survey

For information on confidentiality protection, sampling error, nonsampling error, and definitions, see Survey Methodology.

<http://www.census.gov/acs/www/UseData/index.htm>

Family Income in the Past 12 Months

Normandy city, Missouri



Source: B19101. FAMILY INCOME IN THE PAST 12 MONTHS (IN 2010 INFLATION-ADJUSTED DOLLARS)
Data Set: 2008-2012 American Community Survey 5-Year Estimates

B19113. MEDIAN FAMILY INCOME IN THE PAST 12 MONTHS (IN 2010 INFLATION-ADJUSTED DOLLARS)

Data Set: 2008-2012 American Community Survey 5-Year Estimates

	Normandy city, Missouri			
	African American	Margin of Error (+/-)	White, Not Hispanic	Margin of Error (+/-)
Median family income in the past 12 months (in 2010 inflation-adjusted dollars)	\$ 29,513	\$ 5,655	\$ 57,813	\$ 14,275

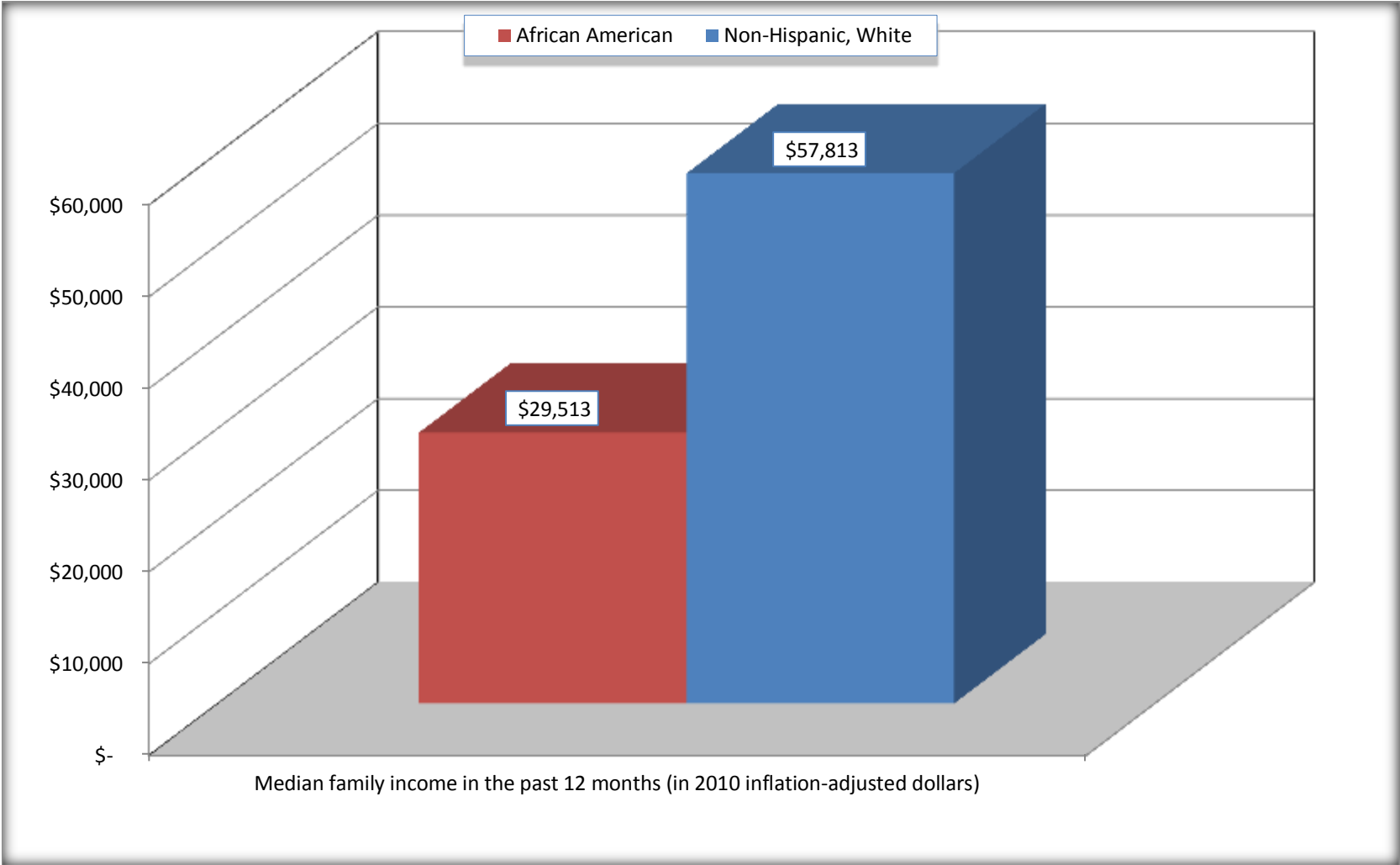
Source: U.S. Census Bureau, 2008-2012 American Community Survey

For information on confidentiality protection, sampling error, nonsampling error, and definitions, see Survey Methodology.

<http://www.census.gov/acs/www/UseData/index.htm>

Median Family Income in the Past 12 Months

Normandy city, Missouri



Source: B19113. MEDIAN FAMILY INCOME IN THE PAST 12 MONTHS (IN 2010 INFLATION-ADJUSTED DOLLARS)
Data Set: 2008-2012 American Community Survey 5-Year Estimates

B19202. MEDIAN NONFAMILY HOUSEHOLD INCOME IN THE PAST 12 MONTHS (IN 2010 INFLATION-ADJUSTED DOLLARS)

Data Set: 2008-2012 American Community Survey 5-Year Estimates

	Normandy city, Missouri			
	African American	Margin of Error (+/-)	White, Not Hispanic	Margin of Error (+/-)
Median nonfamily household income in the past 12 months (in 2010 inflation-adjusted dollars)	\$ 14,138	\$ 1,842	\$ 7,340	\$ 6,704

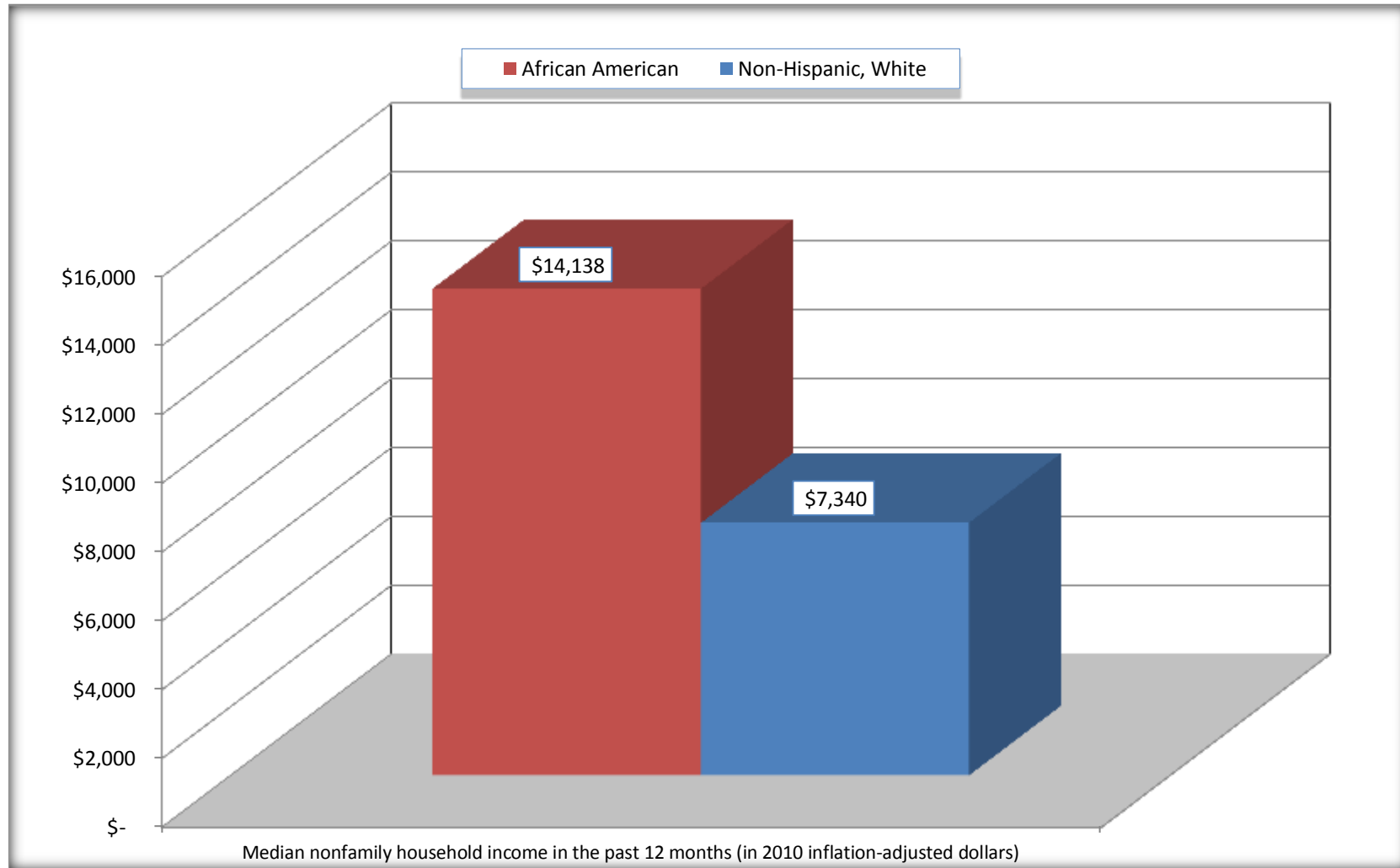
Source: U.S. Census Bureau, 2008-2012 American Community Survey

For information on confidentiality protection, sampling error, nonsampling error, and definitions, see Survey Methodology.

<http://www.census.gov/acs/www/UseData/index.htm>

Median Non-Family Income in the Past 12 Months

Normandy city, Missouri



Source: B19202. MEDIAN NONFAMILY HOUSEHOLD INCOME IN THE PAST 12 MONTHS (IN 2010 INFLATION-ADJUSTED DOLLARS)
Data Set: 2008-2012 American Community Survey 5-Year Estimates

B19301. PER CAPITA INCOME IN THE PAST 12 MONTHS (IN 2010 INFLATION-ADJUSTED DOLLARS)

Data Set: 2008-2012 American Community Survey 5-Year Estimates

	Normandy city, Missouri			
	African American	Margin of Error (+/-)	White, Not Hispanic	Margin of Error (+/-)
Per capita income in the past 12 months (in 2010 inflation-adjusted dollars)	\$ 15,492	\$ 2,185	\$ 13,694	\$ 3,211

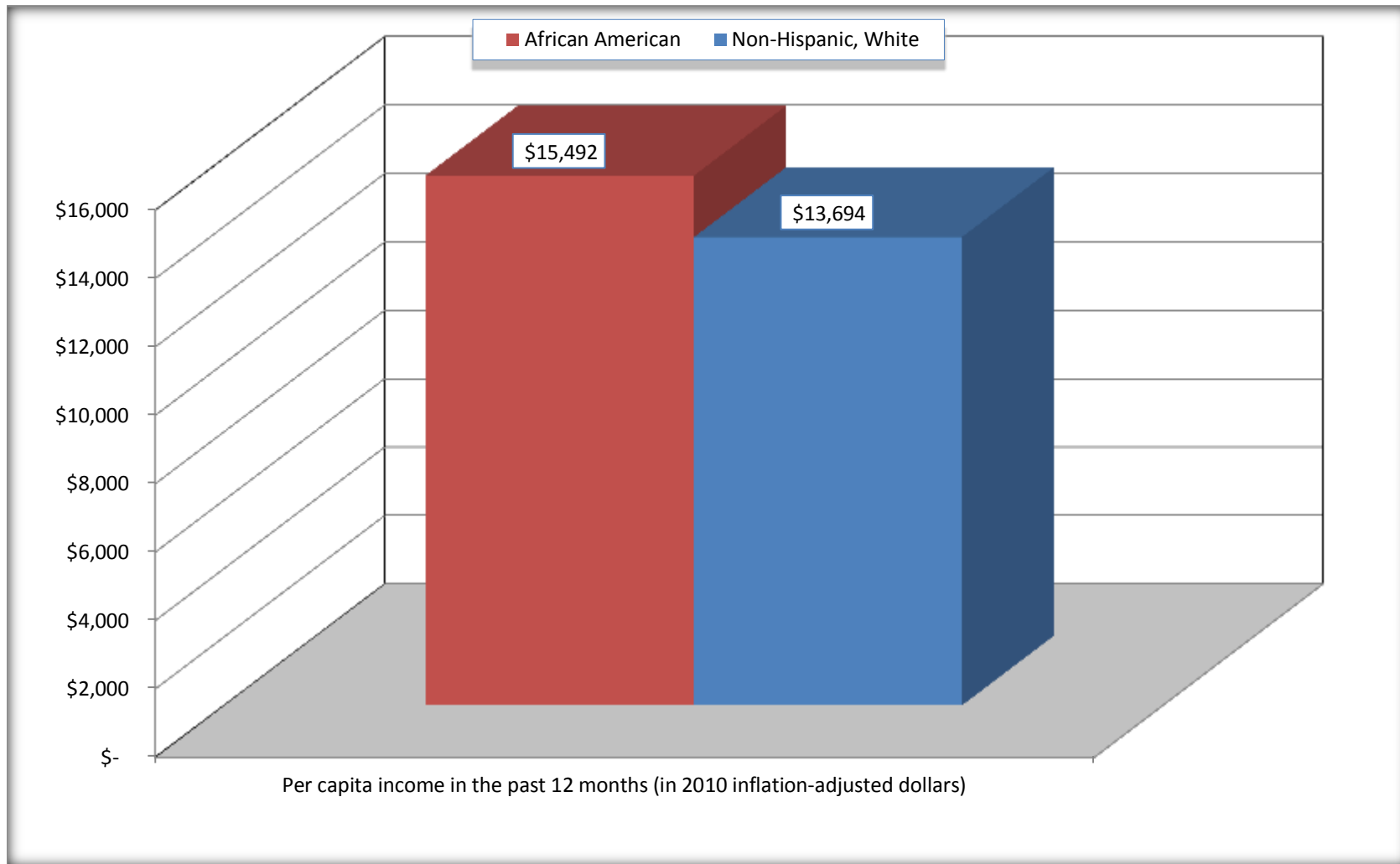
Source: U.S. Census Bureau, 2008-2012 American Community Survey

For information on confidentiality protection, sampling error, nonsampling error, and definitions, see Survey Methodology.

<http://www.census.gov/acs/www/UseData/index.htm>

Per capita Income in the Past 12 Months

Normandy city, Missouri



Source: B19301. PER CAPITA INCOME IN THE PAST 12 MONTHS (IN 2010 INFLATION-ADJUSTED DOLLARS)
Data Set: 2008-2012 American Community Survey 5-Year Estimates

B20017. MEDIAN EARNINGS IN THE PAST 12 MONTHS (IN 2010 INFLATION-ADJUSTED DOLLARS) BY SEX BY WORK EXPERIENCE IN THE PAST 12 MONTHS FOR THE POPULATION 16 YEARS AND OVER WITH EARNINGS IN THE PAST 12 MONTHS

Data Set: 2008-2012 American Community Survey 5-Year Estimates

	Normandy city, Missouri			
	African American	Margin of Error (+/-)	White, Not Hispanic	Margin of Error (+/-)
Median earnings in the past 12 months (in 2010 inflation-adjusted dollars) --				
Total:	\$ 18,848	\$ 2,885	\$ 6,088	\$ 3,861
Male --				
Total	\$ 14,948	\$ 4,683	\$ 6,399	\$ 9,402
Worked full-time, year-round in the past 12 months	\$ 46,094	\$ 15,667	\$ 44,643	\$ 65,662
Other	\$ 10,078	\$ 6,709	\$ 4,635	\$ 3,027
Female --				
Total	\$ 20,625	\$ 4,461	\$ 5,714	\$ 4,752
Worked full-time, year-round in the past 12 months	\$ 33,315	\$ 9,895	\$ 21,875	\$ 41,396
Other	\$ 9,554	\$ 5,818	\$ 5,321	\$ 4,332

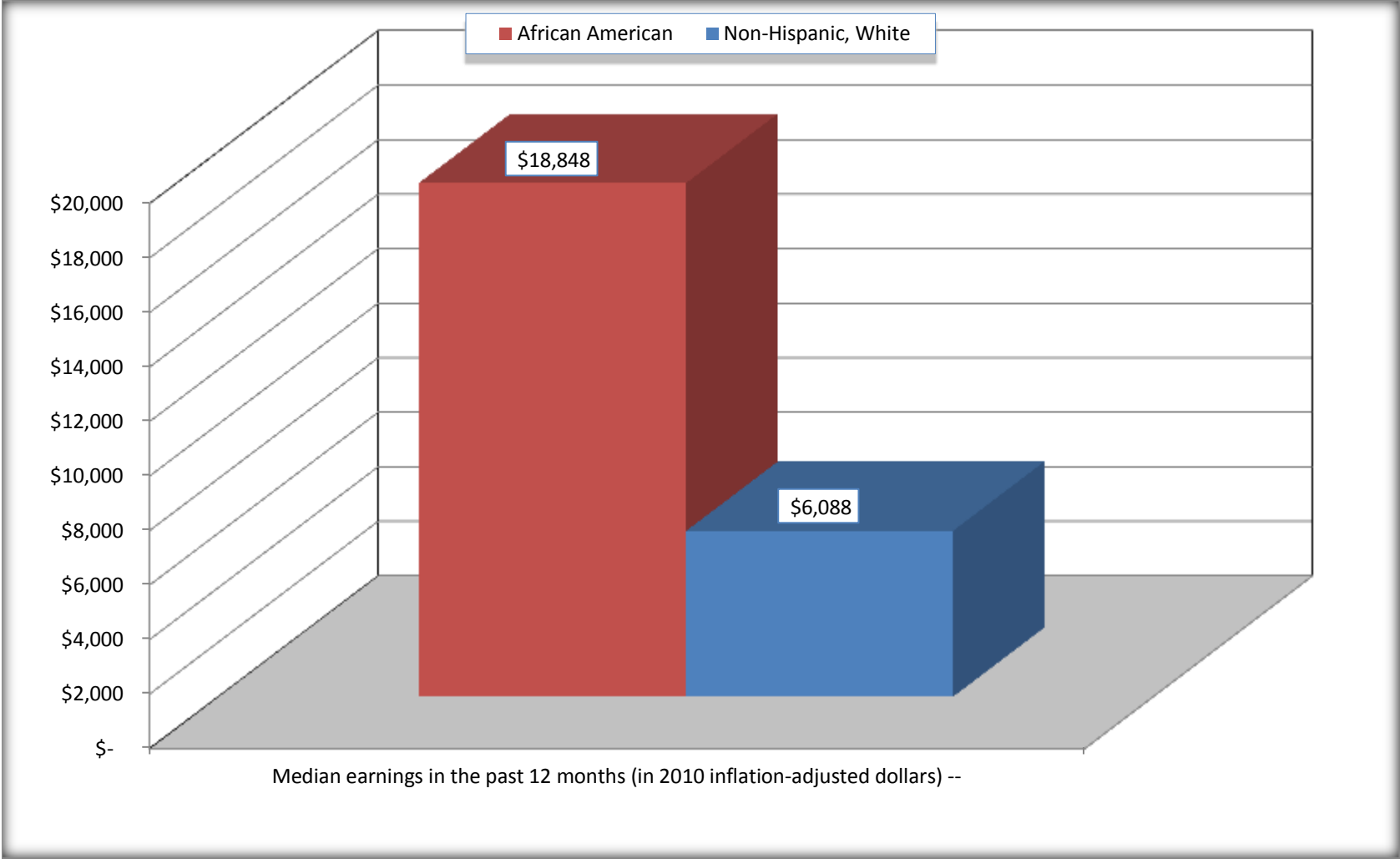
Source: U.S. Census Bureau, 2008-2012 American Community Survey

For information on confidentiality protection, sampling error, nonsampling error, and definitions, see Survey Methodology.

<http://www.census.gov/acs/www/UseData/index.htm>

Median earnings in the Past 12 Months (16 Years and Over with Earnings)

Normandy city, Missouri



Source: B20017. MEDIAN EARNINGS IN THE PAST 12 MONTHS (IN 2010 INFLATION-ADJUSTED DOLLARS) BY SEX BY WORK EXPERIENCE IN THE PAST 12 MONTHS FOR THE POPULATION 16 YEARS AND OVER WITH EARNINGS IN THE PAST 12 MONTHS
Data Set: 2008-2012 American Community Survey 5-Year Estimates

B20005. SEX BY WORK EXPERIENCE IN THE PAST 12 MONTHS BY EARNINGS IN THE PAST 12 MONTHS (IN 2010 INFLATION-ADJUSTED DOLLARS) FOR THE POPULATION 16 YEARS AND OVER

Data Set: 2008-2012 American Community Survey 5-Year Estimates

	Normandy city, Missouri					
	African American	Margin of Error (+/-)	% of AA Total	White, Not Hispanic	Margin of Error (+/-)	% of NHW Total
Total:	2,828	260	100.0%	658	190	100.0%
Worked full-time, year-round in the past 12 months:	1,051	NC	37.2%	65	NC	9.9%
No earnings	0	NC	0.0%	0	NC	0.0%
With earnings:	1,051	NC	37.2%	65	NC	9.9%
\$ 1 to \$ 9,999 or loss	10	NC	0.4%	0	NC	0.0%
\$ 10,000 to \$ 19,999	211	NC	7.5%	15	NC	2.3%
\$ 20,000 to \$ 29,999	234	NC	8.3%	2	NC	0.3%
\$ 30,000 to \$ 49,999	275	NC	9.7%	22	NC	3.3%
\$ 50,000 to \$ 74,999	260	NC	9.2%	13	NC	2.0%
\$ 75,000 or more	61	NC	2.2%	13	NC	2.0%
Other:	1,777	NC	62.8%	593	NC	90.1%
No earnings	794	NC	28.1%	373	NC	56.7%
With earnings: less than full time, year-round	983	NC	34.8%	220	NC	33.4%
Male:	1,158	224	40.9%	262	112	39.8%
Worked full-time, year-round in the past 12 months:	366	98	12.9%	54	46	8.2%
No earnings	0	11	0.0%	0	11	0.0%
With earnings:	366	98	12.9%	54	46	8.2%
\$ 1 to \$ 9,999 or loss	10	NC	0.4%	0	NC	0.0%
\$ 10,000 to \$ 19,999	83	NC	2.9%	11	NC	1.7%
\$ 20,000 to \$ 29,999	48	NC	1.7%	0	NC	0.0%
\$ 30,000 to \$ 49,999	67	NC	2.4%	17	NC	2.6%
\$ 50,000 to \$ 74,999	143	NC	5.1%	13	NC	2.0%
\$ 75,000 or more	15	NC	0.5%	13	NC	2.0%

	Normandy city, Missouri					
	African American	Margin of Error (+/-)	% of AA Total	White, Not Hispanic	Margin of Error (+/-)	% of NHW Total
Other:	792	233	28.0%	208	96	31.6%
No earnings	364	162	12.9%	117	60	17.8%
With earnings:	428	154	15.1%	91	76	13.8%
Female:	1,670	197	59.1%	396	120	60.2%
Worked full-time, year-round in the past 12 months:	685	162	24.2%	11	10	1.7%
No earnings	0	11	0.0%	0	11	0.0%
With earnings:	685	162	24.2%	11	10	1.7%
\$ 1 to \$ 9,999 or loss	0	NC	0.0%	0	NC	0.0%
\$ 10,000 to \$ 19,999	128	NC	4.5%	4	NC	0.6%
\$ 20,000 to \$ 29,999	186	NC	6.6%	2	NC	0.3%
\$ 30,000 to \$ 49,999	208	NC	7.4%	5	NC	0.8%
\$ 50,000 to \$ 74,999	117	NC	4.1%	0	NC	0.0%
\$ 75,000 or more	46	NC	1.6%	0	NC	0.0%
Other:	985	202	34.8%	385	119	58.5%
No earnings	430	136	15.2%	256	82	38.9%
With earnings:	555	184	19.6%	129	107	19.6%

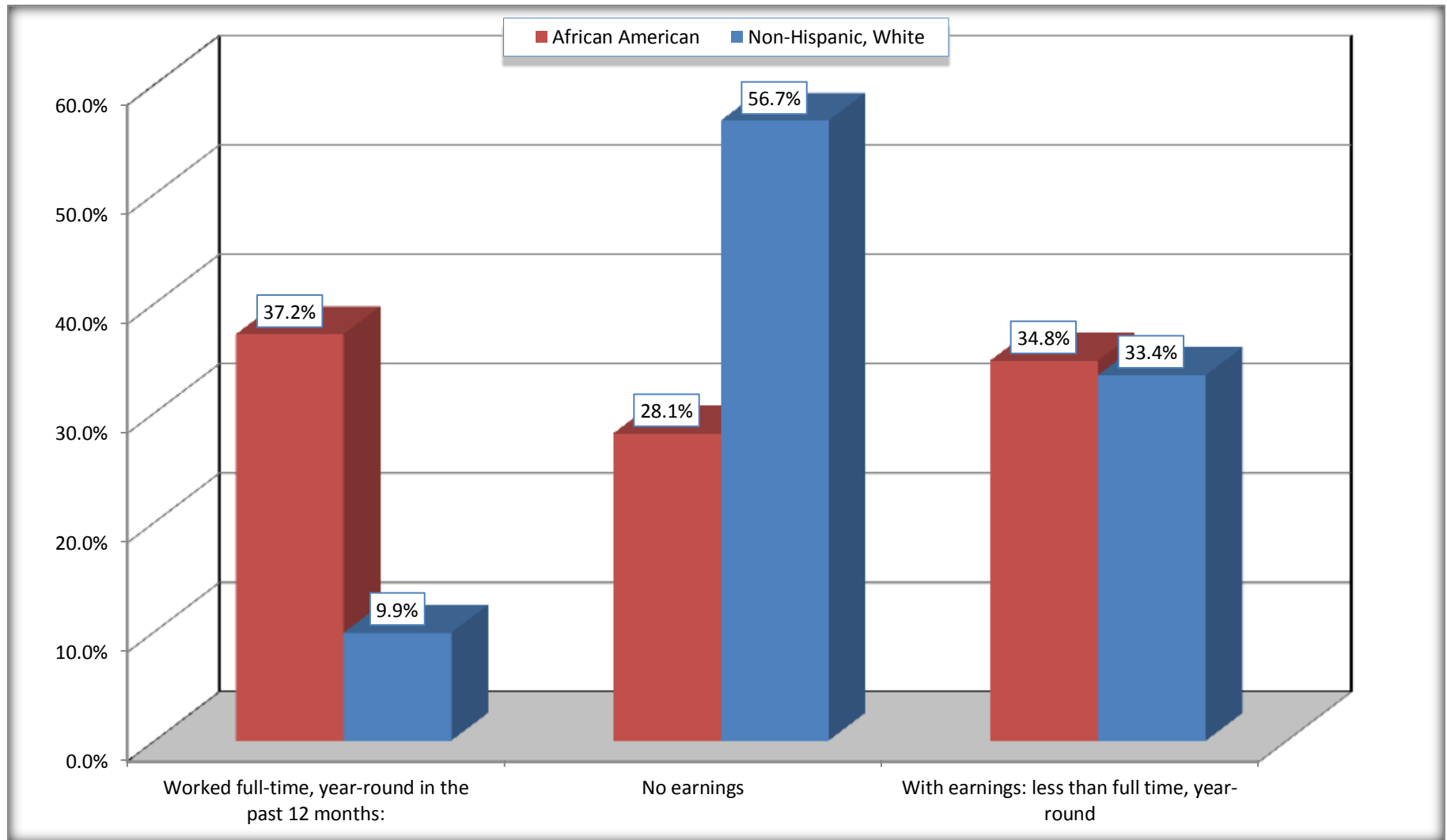
Source: U.S. Census Bureau, 2008-2012 American Community Survey

For information on confidentiality protection, sampling error, nonsampling error, and definitions, see Survey Methodology.

<http://www.census.gov/acs/www/UseData/index.htm>

Employment and Earnings in in the Past 12 Months (16 Years and Over)

Normandy city, Missouri



Source: B20005. SEX BY WORK EXPERIENCE IN THE PAST 12 MONTHS BY EARNINGS IN THE PAST 12 MONTHS (IN 2010 INFLATION-ADJUSTED DOLLARS) FOR THE POPULATION 16 YEARS AND OVER

Data Set: 2008-2012 American Community Survey 5-Year Estimates

C21001. SEX BY AGE BY VETERAN STATUS FOR THE CIVILIAN POPULATION 18 YEARS AND OVER

Data Set: 2008-2012 American Community Survey 5-Year Estimates

	Normandy city, Missouri					
	African American	Margin of Error (+/-)	% of AA Total	White, Not Hispanic	Margin of Error (+/-)	% of NHW Total
Total:	2,747	274	100.0%	658	190	100.0%
Veteran	180	NC	6.6%	53	NC	8.1%
Nonveteran	2,567	NC	93.4%	605	NC	91.9%
Male:	1,087	234	39.6%	262	112	39.8%
18 to 64 years:	993	227	36.1%	202	98	30.7%
Veteran	134	71	4.9%	10	14	1.5%
Nonveteran	859	225	31.3%	192	92	29.2%
65 years and over:	94	59	3.4%	60	45	9.1%
Veteran	46	41	1.7%	41	36	6.2%
Nonveteran	48	40	1.7%	19	29	2.9%
Female:	1,660	199	60.4%	396	120	60.2%
18 to 64 years:	1,505	198	54.8%	210	112	31.9%
Veteran	0	11	0.0%	2	5	0.3%
Nonveteran	1,505	198	54.8%	208	112	31.6%
65 years and over:	155	83	5.6%	186	69	28.3%
Veteran	0	11	0.0%	0	11	0.0%
Nonveteran	155	83	5.6%	186	69	28.3%

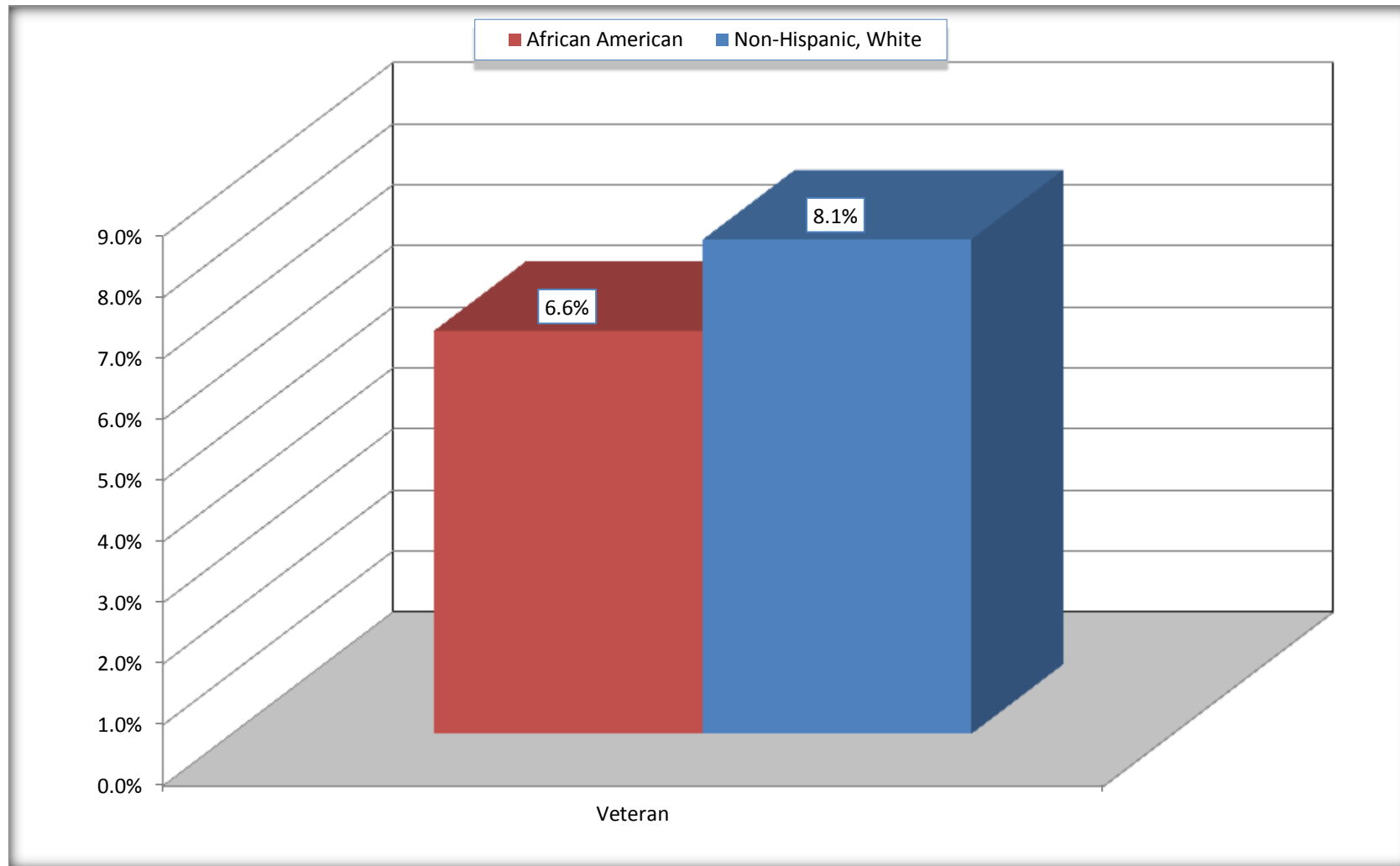
Source: U.S. Census Bureau, 2008-2012 American Community Survey

For information on confidentiality protection, sampling error, nonsampling error, and definitions, see Survey Methodology.

<http://www.census.gov/acs/www/UseData/index.htm>

Veterans in the Civilian Population 18 Years and Over

Normandy city, Missouri



Source: C21001. SEX BY AGE BY VETERAN STATUS FOR THE CIVILIAN POPULATION 18 YEARS AND OVER
Data Set: 2008-2012 American Community Survey 5-Year Estimates

B22005. RECEIPT OF FOOD STAMPS/SNAP IN THE PAST 12 MONTHS BY RACE OF HOUSEHOLDER

Data Set: 2008-2012 American Community Survey 5-Year Estimates

	Normandy city, Missouri					
	African American	Margin of Error (+/-)	% of AA Total	White, Not Hispanic	Margin of Error (+/-)	% of NHW Total
Total:	1,745	241	100.0%	196	91	100.0%
HH received Food Stamps/SNAP in the past 12 months	520	138	29.8%	24	22	12.2%
HH did not receive Food Stamps/SNAP in the past 12 months	1,225	263	70.2%	172	88	87.8%

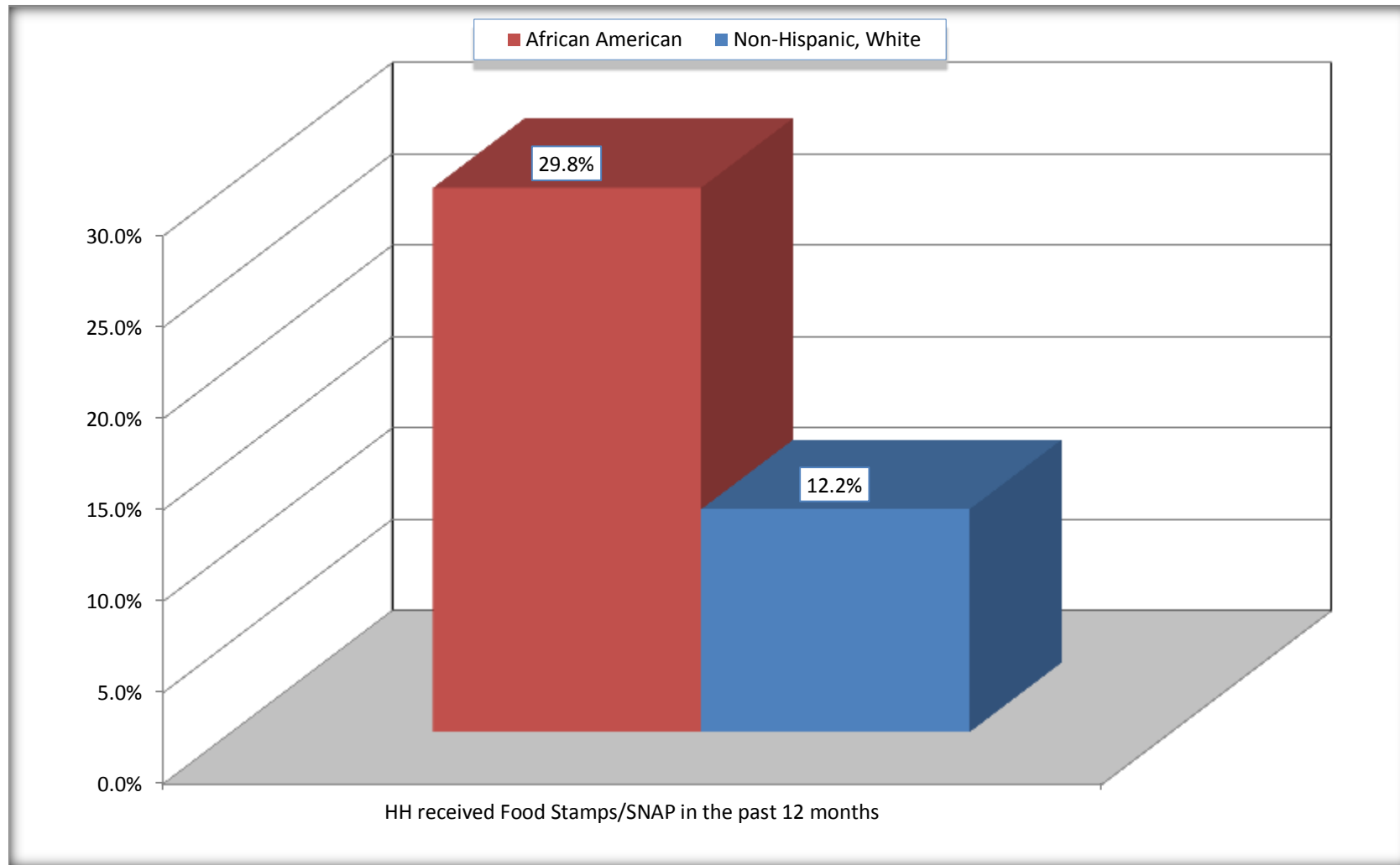
Source: U.S. Census Bureau, 2008-2012 American Community Survey

For information on confidentiality protection, sampling error, nonsampling error, and definitions, see Survey Methodology.

<http://www.census.gov/acs/www/UseData/index.htm>

Receipt of Food Stamps/SNAP in the Past 12 Months by Household

Normandy city, Missouri



Source: B22005. RECEIPT OF FOOD STAMPS/SNAP IN THE PAST 12 MONTHS BY RACE OF HOUSEHOLDER
Data Set: 2008-2012 American Community Survey 5-Year Estimates

C23002. SEX BY AGE BY EMPLOYMENT STATUS FOR THE POPULATION 16 YEARS AND OVER

Data Set: 2008-2012 American Community Survey 5-Year Estimates

	Normandy city, Missouri					
	African American	Margin of Error (+/-)	% of AA Total	White, Not Hispanic	Margin of Error (+/-)	% of NHW Total
Total:	2,828	260	100.0%	658	190	100.0%
In labor force:	1,992	NC	70.4%	213	NC	32.4%
In Armed Forces	0	NC	0.0%	0	NC	0.0%
Civilian:	1,932	NC	68.3%	194	NC	29.5%
Employed	1,601	NC	56.6%	200	NC	30.4%
Unemployed	391	NC	13.8%	13	NC	2.0%
Not in labor force	836	NC	29.6%	445	NC	67.6%
Male:	1,158	224	40.9%	262	112	39.8%
16 to 64 years:	1,064	214	37.6%	202	98	30.7%
In labor force:	758	170	26.8%	85	55	12.9%
In Armed Forces	0	11	0.0%	0	11	0.0%
Civilian:	758	170	26.8%	85	55	12.9%
Employed	613	141	21.7%	85	55	12.9%
Unemployed	145	71	5.1%	0	11	0.0%
Not in labor force	306	142	10.8%	117	77	17.8%
65 years and over:	94	59	3.3%	60	45	9.1%
In labor force:	22	27	0.8%	13	17	2.0%
Employed	22	27	0.8%	13	17	2.0%
Unemployed	0	11	0.0%	0	11	0.0%
Not in labor force	72	53	2.5%	47	42	7.1%

	Normandy city, Missouri					
	African American	Margin of Error (+/-)	% of AA Total	White, Not Hispanic	Margin of Error (+/-)	% of NHW Total
Female:	1,670	197	59.1%	396	120	60.2%
16 to 64 years:	1,515	198	53.6%	210	112	31.9%
In labor force:	1,174	211	41.5%	109	97	16.6%
In Armed Forces	0	11	0.0%	0	11	0.0%
Civilian:	1,174	211	41.5%	109	97	16.6%
Employed	928	167	32.8%	96	97	14.6%
Unemployed	246	126	8.7%	13	15	2.0%
Not in labor force	341	126	12.1%	101	53	15.3%
65 years and over:	155	83	5.5%	186	69	28.3%
In labor force:	38	57	1.3%	6	11	0.9%
Employed	38	57	1.3%	6	11	0.9%
Unemployed	0	11	0.0%	0	11	0.0%
Not in labor force	117	64	4.1%	180	63	27.4%

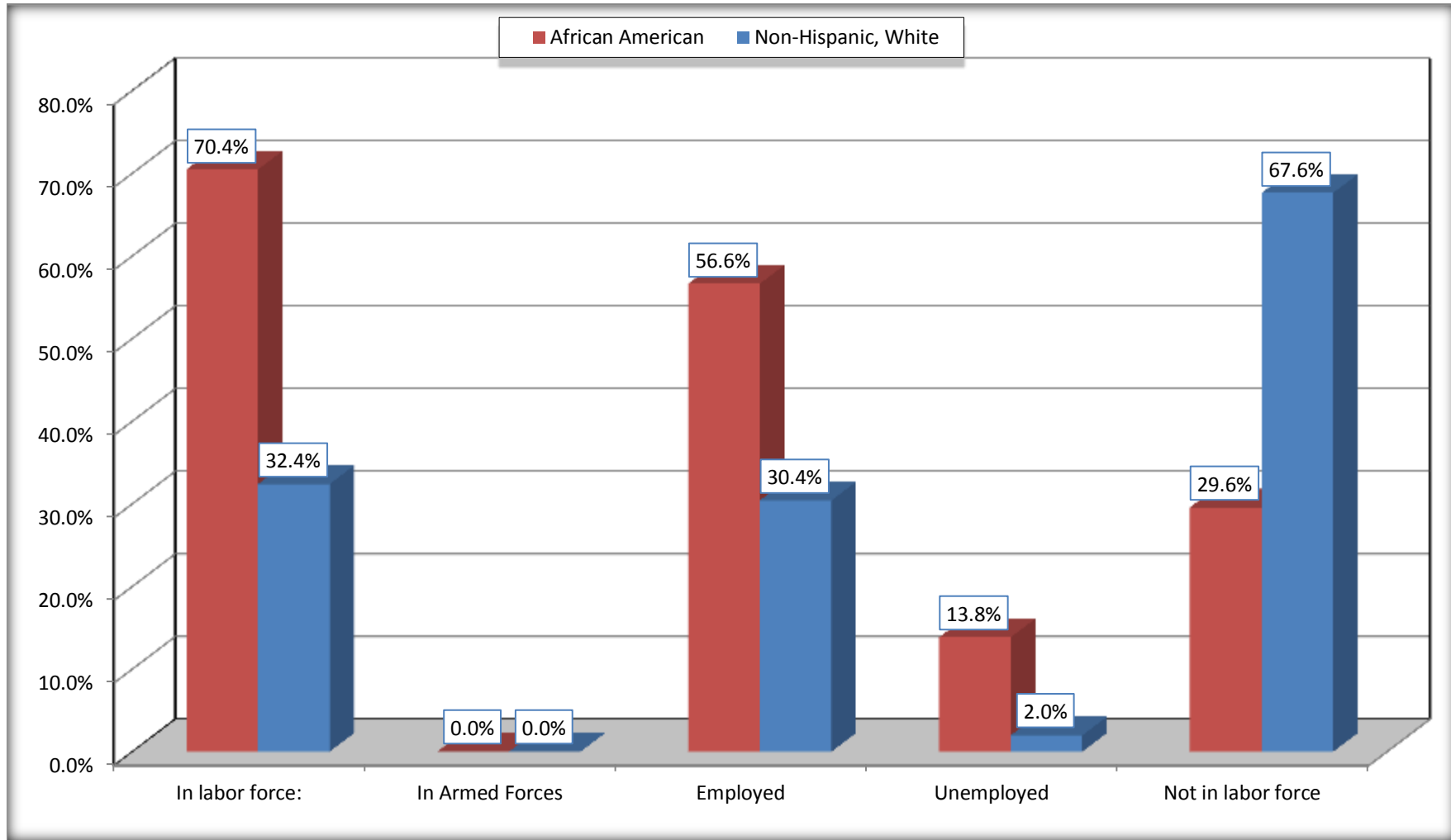
Source: U.S. Census Bureau, 2008-2012 American Community Survey

For information on confidentiality protection, sampling error, nonsampling error, and definitions, see Survey Methodology.

<http://www.census.gov/acs/www/UseData/index.htm>

Employment Status for the Population 16 years and over

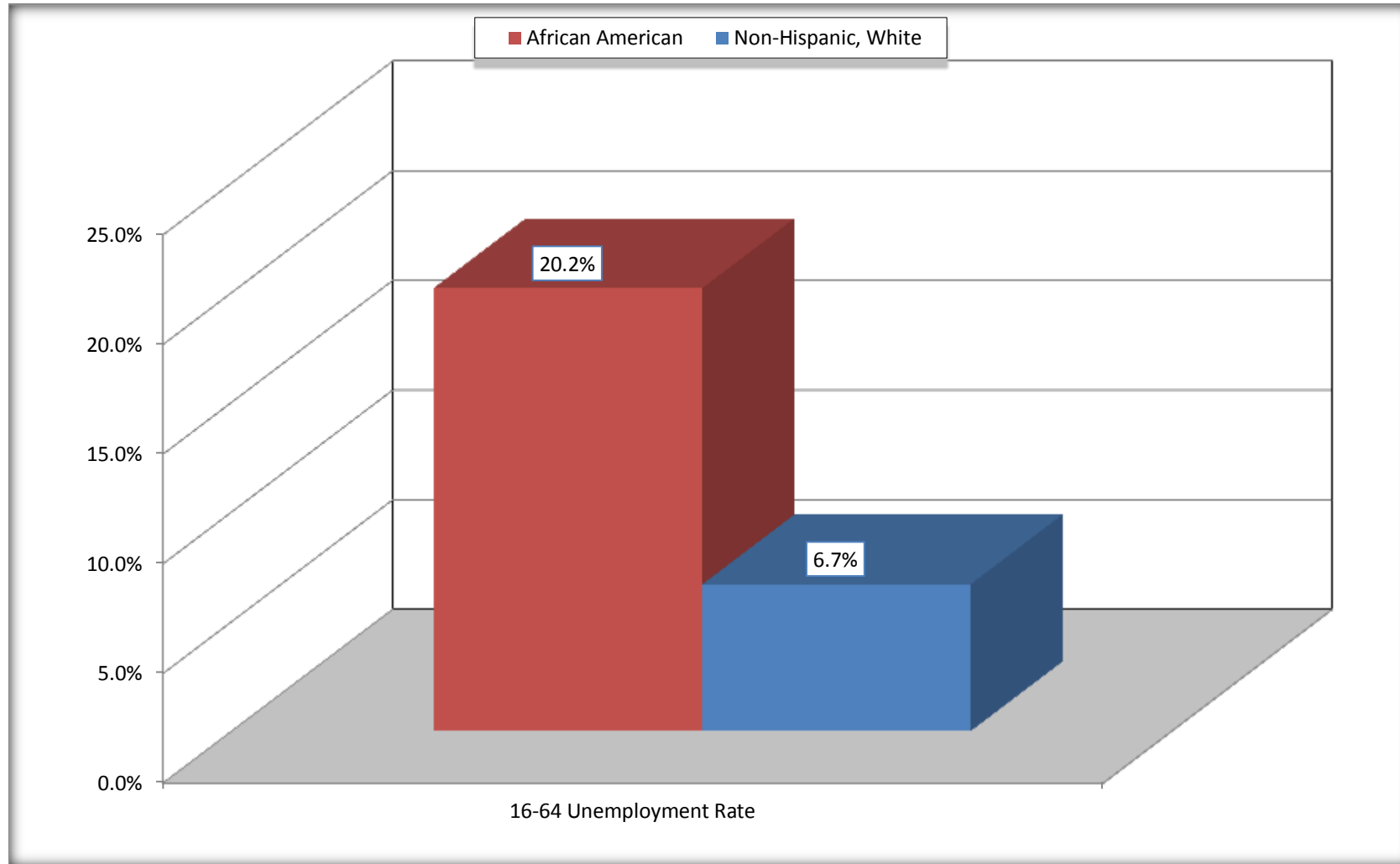
Normandy city, Missouri



Source: C23002. SEX BY AGE BY EMPLOYMENT STATUS FOR THE POPULATION 16 YEARS AND OVER
Data Set: 2008-2012 American Community Survey 5-Year Estimates

Unemployment of Working Age Population (Ages 16 to 64) (As a Percent of 16-64 Civilian Labor Force)

Normandy city, Missouri



Source: C23002. SEX BY AGE BY EMPLOYMENT STATUS FOR THE POPULATION 16 YEARS AND OVER
Data Set: 2008-2012 American Community Survey 5-Year Estimates

C24010. SEX BY OCCUPATION FOR THE CIVILIAN EMPLOYED POPULATION 16 YEARS AND OVER

Data Set: 2008-2012 American Community Survey 5-Year Estimates

	Normandy city, Missouri					
	African American	Margin of Error (+/-)	% of AA Total	White, Not Hispanic	Margin of Error (+/-)	% of NHW Total
Total:	1,601	250	100.0%	200	133	100.0%
Management, professional, and related occupations	376	NC	23.5%	48	NC	24.0%
Service occupations	393	NC	24.5%	33	NC	16.5%
Sales and office occupations	564	NC	35.2%	95	NC	47.5%
Natural resources, construction, and maintenance occupations:	34	NC	2.1%	24	NC	12.0%
Production, transportation, and material moving occupations	234	NC	14.6%	0	NC	0.0%
Male:	635	142	39.7%	98	64	49.0%
Management, business, science, and arts occupations:	120	66	7.5%	26	26	13.0%
Service occupations	162	69	10.1%	21	26	10.5%
Sales and office occupations	114	54	7.1%	27	24	13.5%
Natural resources, construction, and maintenance occupations:	34	52	2.1%	24	24	12.0%
Production, transportation, and material moving occupations	205	126	12.8%	0	11	0.0%
Female:	966	178	60.3%	102	95	51.0%
Management, professional, and related occupations	256	95	16.0%	22	20	11.0%
Service occupations	231	125	14.4%	12	22	6.0%
Sales and office occupations	450	125	28.1%	68	74	34.0%
Natural resources, construction, and maintenance occupations:	0	11	0.0%	0	11	0.0%
Production, transportation, and material moving occupations	29	32	1.8%	0	11	0.0%

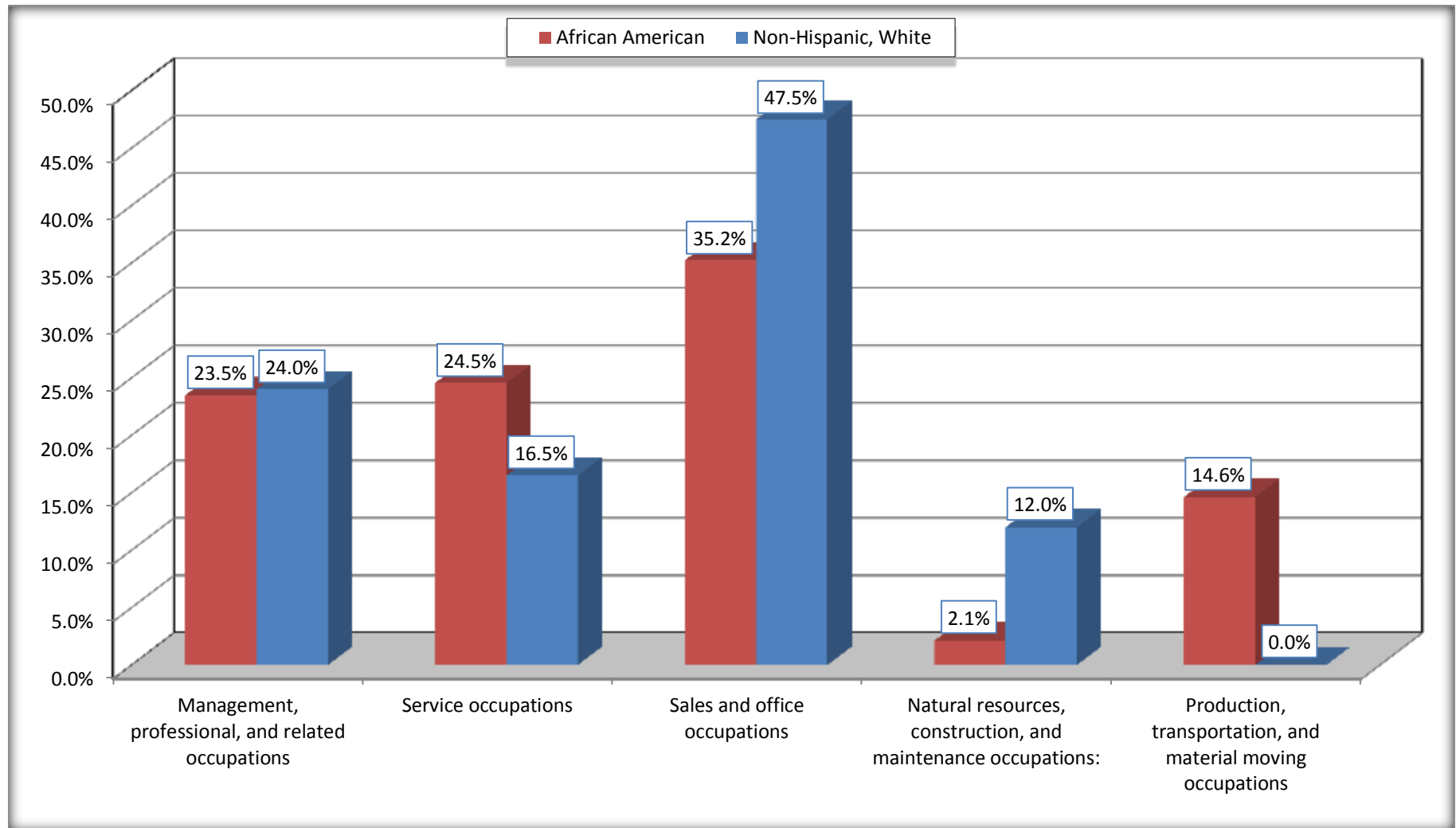
Source: U.S. Census Bureau, 2008-2012 American Community Survey

For information on confidentiality protection, sampling error, nonsampling error, and definitions, see Survey Methodology.

<http://www.census.gov/acs/www/UseData/index.htm>

Occupation for the Civilian Employed 16 Years and Over Population

Normandy city, Missouri



Source: C24010. SEX BY OCCUPATION FOR THE CIVILIAN EMPLOYED POPULATION 16 YEARS AND OVER
Data Set: 2008-2012 American Community Survey 5-Year Estimates

B25003. TENURE - Universe: OCCUPIED HOUSING UNITS

Data Set: 2008-2012 American Community Survey 5-Year Estimates

	Normandy city, Missouri					
	African American	Margin of Error (+/-)	% of AA Total	White, Not Hispanic	Margin of Error (+/-)	% of NHW Total
Total:	1,745	241	100.0%	196	91	100.0%
Owner occupied	630	129	36.1%	109	49	55.6%
Renter occupied	1,115	195	63.9%	87	75	44.4%

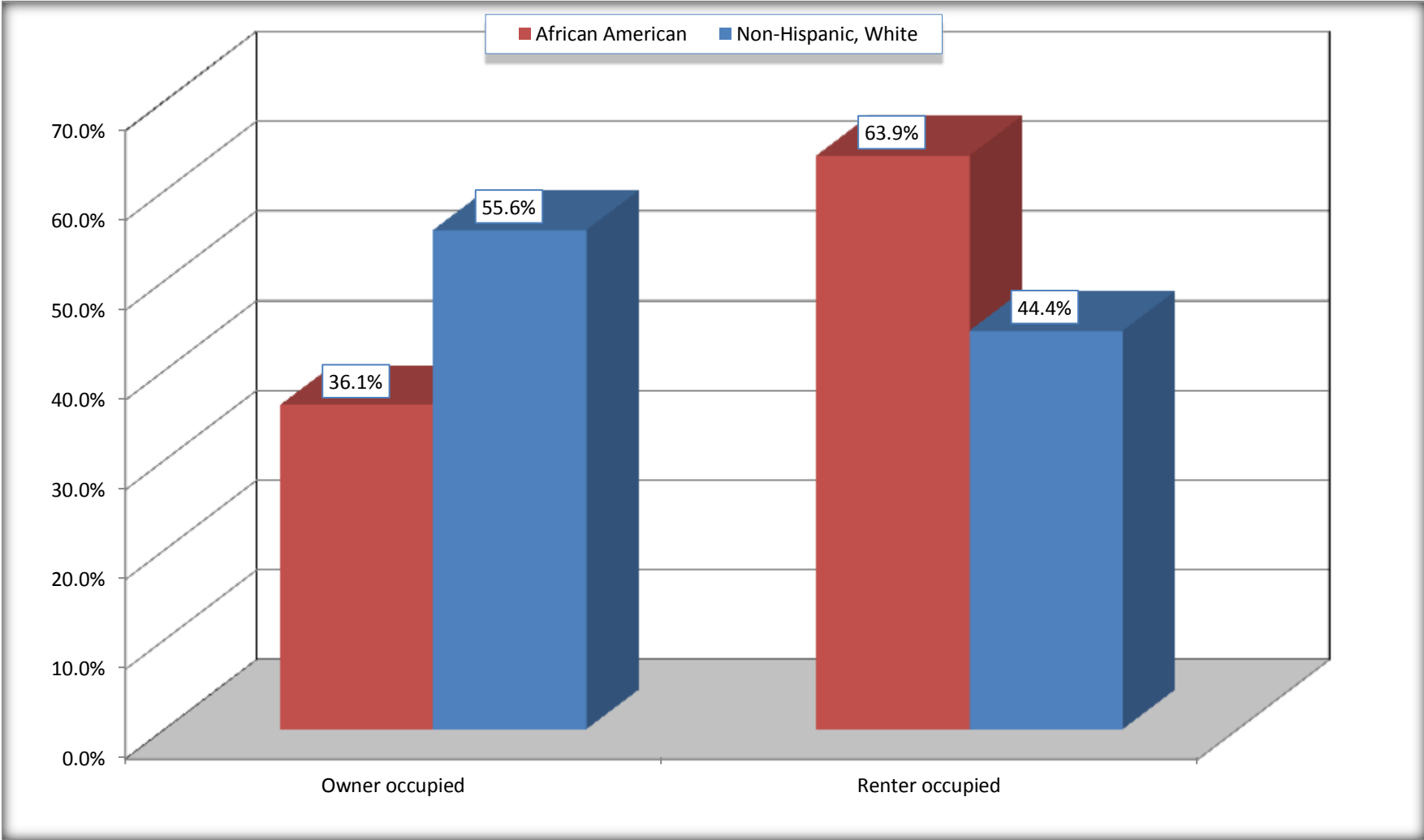
Source: U.S. Census Bureau, 2008-2012 American Community Survey

For information on confidentiality protection, sampling error, nonsampling error, and definitions, see Survey Methodology.

<http://www.census.gov/acs/www/UseData/index.h>

Home Owners and Renters by Household

Normandy city, Missouri



Source: B25003. TENURE - Universe: OCCUPIED HOUSING UNITS
Data Set: 2008-2012 American Community Survey 5-Year Estimates

B25014. OCCUPANTS PER ROOM - Universe: OCCUPIED HOUSING UNITS

Data Set: 2008-2012 American Community Survey 5-Year Estimates

	Normandy city, Missouri					
	African American	Margin of Error (+/-)	% of AA Total	White, Not Hispanic	Margin of Error (+/-)	% of NHW Total
Total:	1,745	241	100.0%	196	91	100.0%
1.00 or less occupants per room	1,661	273	95.2%	186	89	94.9%
1.01 or more occupants per room	84	79	4.8%	10	14	5.1%

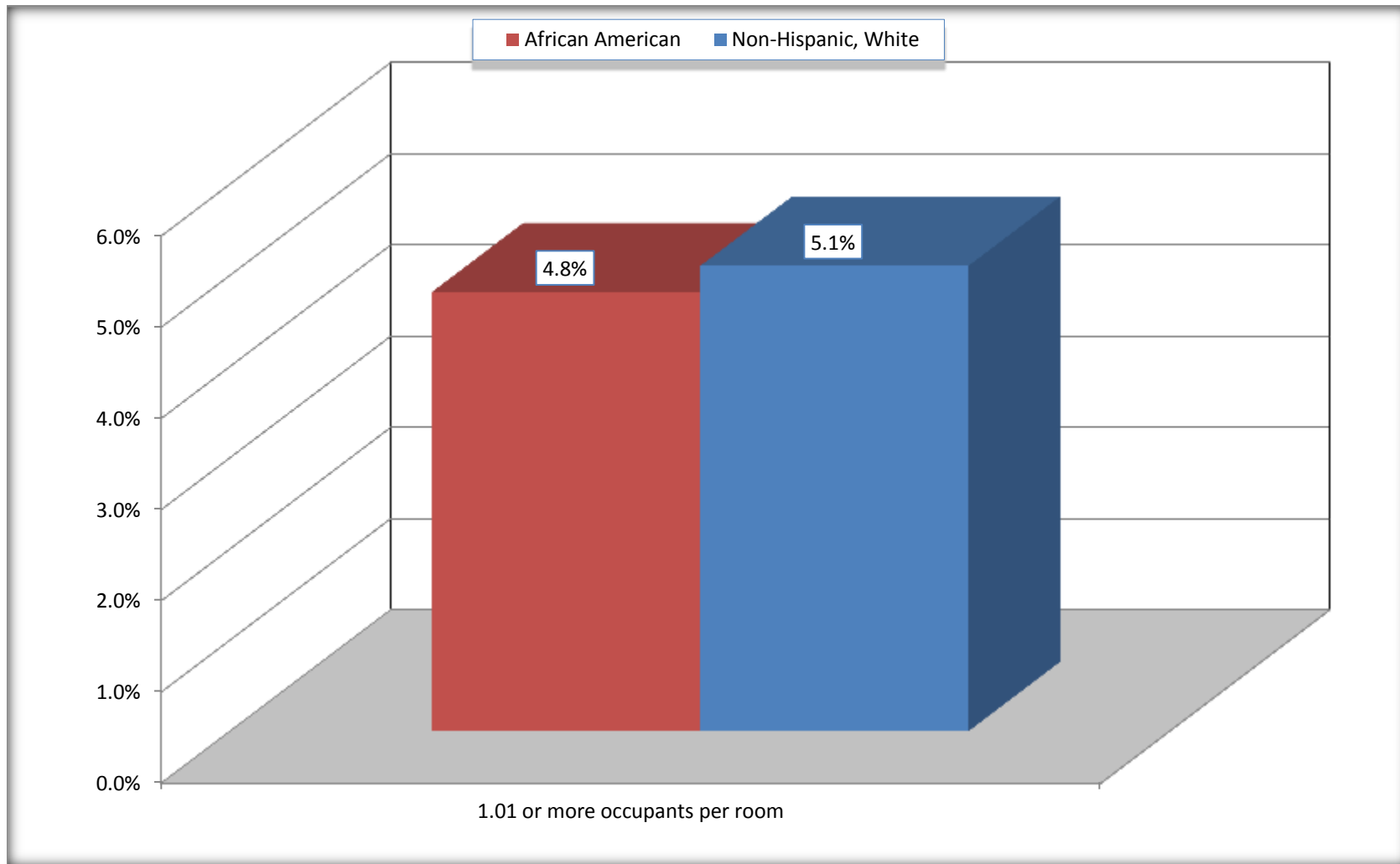
Source: U.S. Census Bureau, 2008-2012 American Community Survey

For information on confidentiality protection, sampling error, nonsampling error, and definitions, see Survey Methodology.

<http://www.census.gov/acs/www/UseData/index.ht>

More than One Person per Room (Crowding) by Household

Normandy city, Missouri



Source: B25014. OCCUPANTS PER ROOM - Universe: OCCUPIED HOUSING UNITS
Data Set: 2008-2012 American Community Survey 5-Year Estimates

B18101. AGE BY DISABILITY STATUS

Data Set: 2008-2012 American Community Survey 5-Year Estimates

	Normandy city, Missouri					
	African American	Margin of Error (+/-)	% of AA Total	White, Not Hispanic	Margin of Error (+/-)	% of NHW Total
Total:	4,082	259	100.0%	548	187	100.0%
Under 18 years:	1,344	313	32.9%	13	11	2.4%
With a disability	34	44	0.8%	0	11	0.0%
No disability	1,310	290	32.1%	13	15	2.4%
18 to 64 years:	2,498	277	61.2%	412	174	75.2%
With a disability	279	128	6.8%	102	68	18.6%
No disability	2,219	254	54.4%	310	148	56.6%
65 years and over:	240	114	5.9%	123	72	22.4%
With a disability	10	18	0.2%	66	53	12.0%
No disability	230	109	5.6%	57	31	10.4%

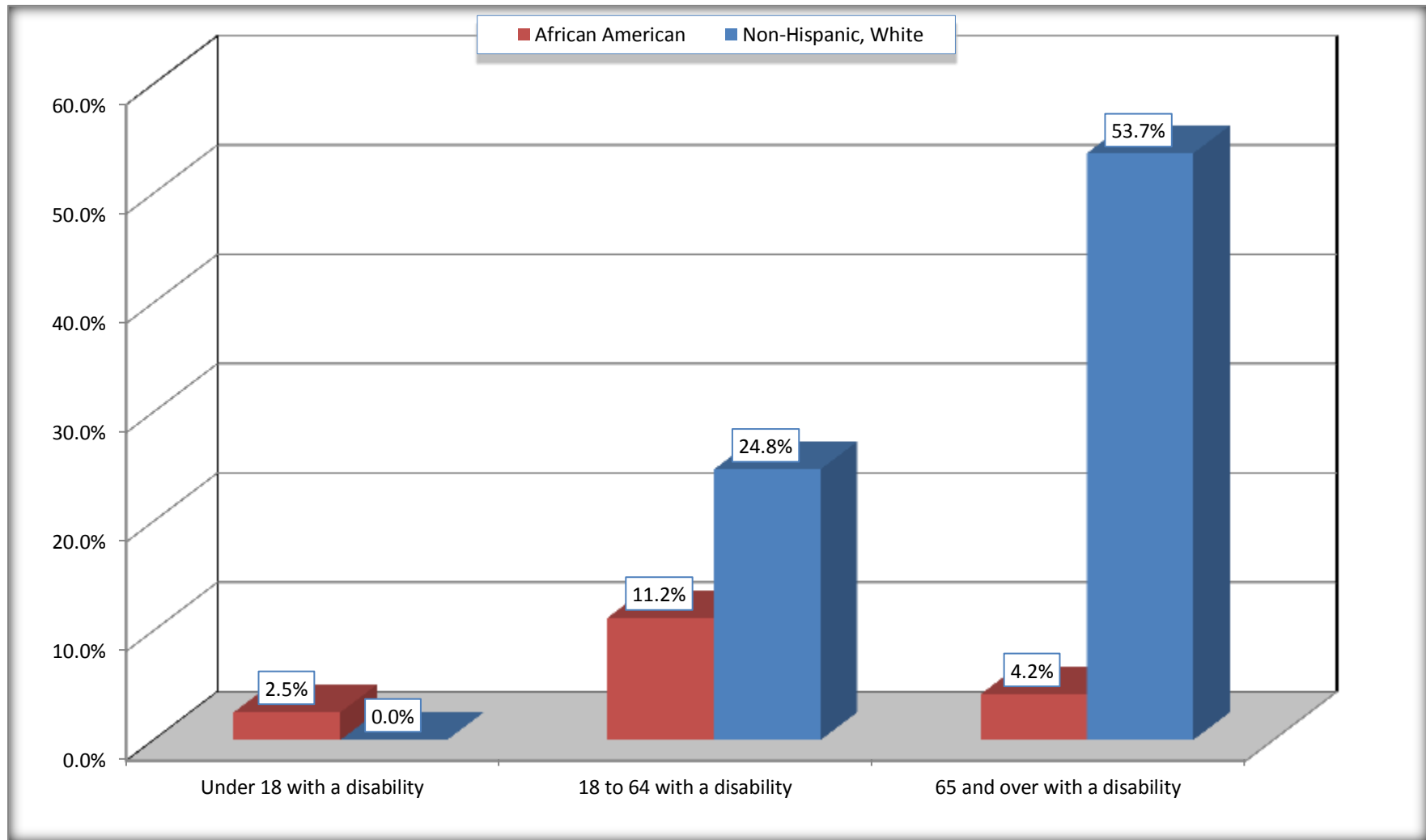
Source: U.S. Census Bureau, 2008-2012 American Community Survey

For information on confidentiality protection, sampling error, nonsampling error, and definitions, see Survey Methodology.

<http://www.census.gov/acs/www/UseData/index.htm>

Disability by Age

Normandy city, Missouri



Source: B18101. AGE BY DISABILITY STATUS
Data Set: 2008-2012 American Community Survey 5-Year Estimates

C27001B. HEALTH INSURANCE COVERAGE STATUS BY AGE

Data Set: 2008-2012 American Community Survey 5-Year Estimates

	Normandy city, Missouri					
	African American	Margin of Error (+/-)	% of AA Total	White, Not Hispanic	Margin of Error (+/-)	% of NHW Total
Total:	4,082	259	100.0%	548	187	100.0%
Under 18 years:	1,344	313	32.9%	13	15	2.4%
With health insurance coverage	1,265	299	31.0%	13	15	2.4%
No health insurance coverage	79	53	1.9%	0	11	0.0%
18 to 64 years:	2,498	277	61.2%	412	174	75.2%
With health insurance coverage	1,807	198	44.3%	297	143	54.2%
No health insurance coverage	691	210	16.9%	115	77	21.0%
65 years and over:	240	114	5.9%	123	72	22.4%
With health insurance coverage	240	114	5.9%	123	72	22.4%
No health insurance coverage	0	11	0.0%	0	11	0.0%

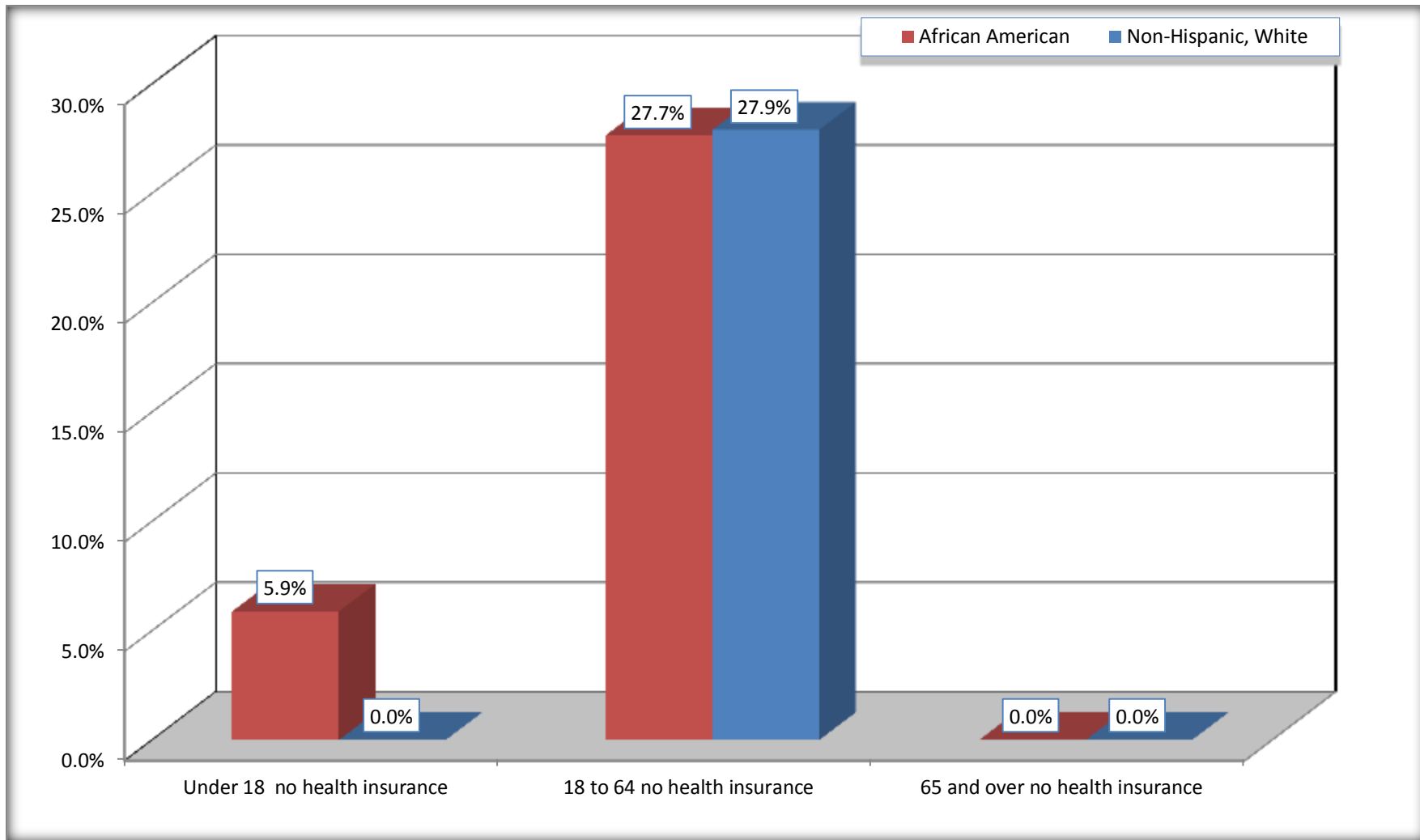
Source: U.S. Census Bureau, 2008-2012 American Community Survey

For information on confidentiality protection, sampling error, nonsampling error, and definitions, see Survey Methodology.

<http://www.census.gov/acs/www/UseData/index.htm>

Lack of Health Insurance Coverage by Age

Normandy city, Missouri



Source: C27001B. HEALTH INSURANCE COVERAGE STATUS BY AGE
Data Set: 2008-2012 American Community Survey 5-Year Estimates