

Selected Socio-Economic Data

Jenkins County, Georgia

African American and White, Not Hispanic

Data Set: 2008-2012 American Community Survey 5-Year Estimates

www.fairvote2020.org

www.fairdata2000.com

[29-Dec-13](#)

C02003.DETAILED RACE - Universe: TOTAL POPULATION

Data Set: 2008-2012 American Community Survey 5-Year Estimates

	Jenkins County, Georgia		
	Population	Margin of Error (+/-)	% of Total
Total:	8,477	*****	100.0%
Population of one race:	8,253	166	97.4%
White	4,987	531	58.8%
Black or African American	3,028	508	35.7%
American Indian and Alaska Native	0	19	0.0%
Asian alone	0	19	0.0%
Native Hawaiian and Other Pacific Islander	0	19	0.0%
Some other race	238	195	2.8%
Population of two or more races:	224	166	2.6%
Two races including Some other race	0	19	0.0%
Two races excluding Some other race, and three or more races	224	166	2.6%
Population of two races:	188	158	2.2%
White; Black or African American	188	158	2.2%
White; American Indian and Alaska Native	0	19	0.0%
White; Asian	0	19	0.0%
Black or African American; American Indian and Alaska Native	0	19	0.0%
All other two race combinations	0	19	0.0%
Population of three races	36	55	0.4%
Population of four or more races	0	19	0.0%

Note: Hispanics may be of any race. See Table B03002 and chart.

Source: U.S. Census Bureau, 2008-2012 American Community Survey

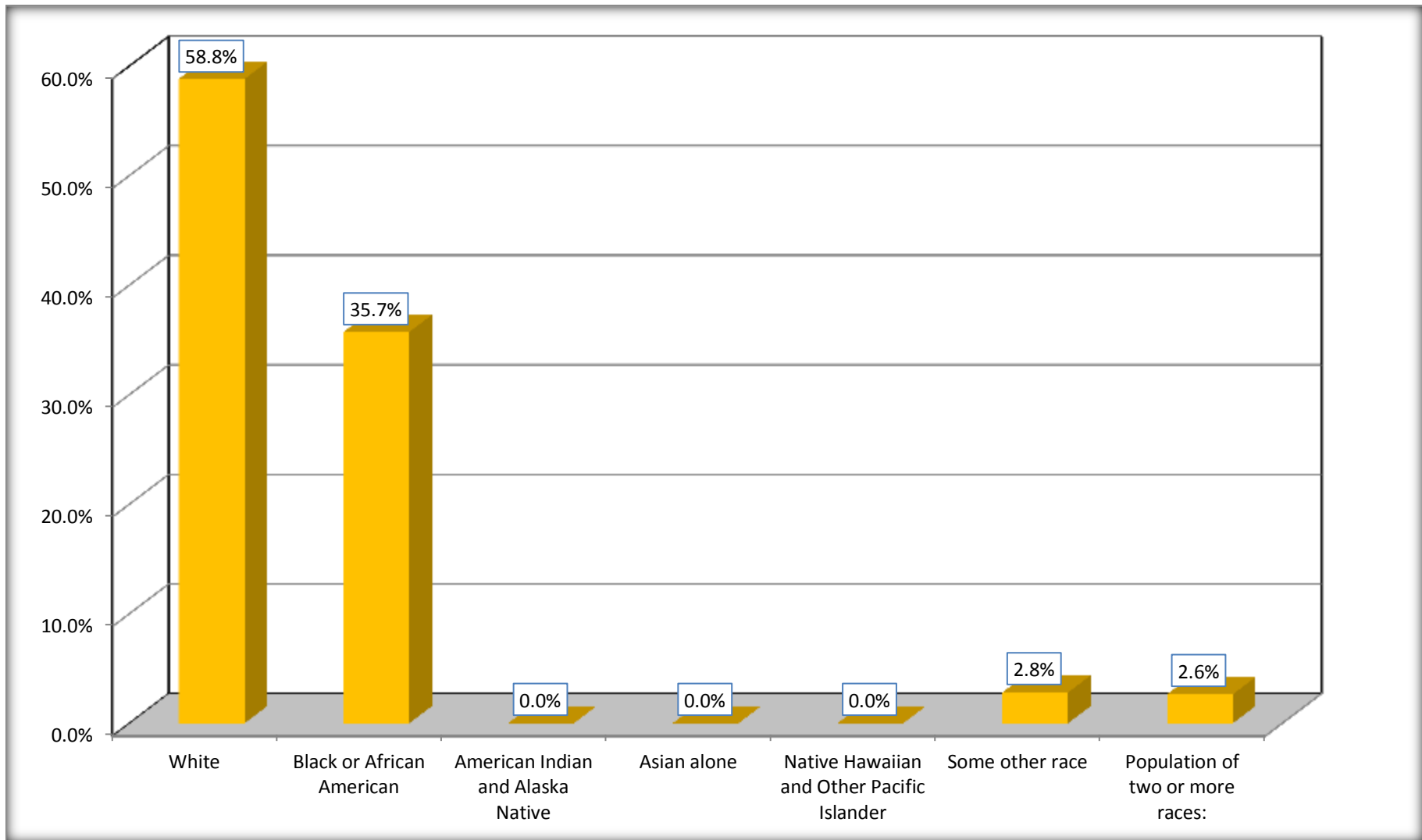
Although the American Community Survey (ACS) produces population, demographic and housing unit estimates, it is the Census Bureau's Population Estimates Program that produces and disseminates the official estimates of the population for the nation, states, counties, cities and towns and estimates of housing units for states and counties.

For information on confidentiality protection, sampling error, nonsampling error, and definitions, see Survey Methodology.

<http://www.census.gov/acs/www/UseData/index.htm>

Population by Race

Jenkins County, Georgia



Source: C02003.DETAILED RACE - Universe: TOTAL POPULATION
Data Set: 2008-2012 American Community Survey 5-Year Estimates

B03002. HISPANIC OR LATINO ORIGIN BY RACE - Universe: TOTAL POPULATION

Data Set: 2008-2012 American Community Survey 5-Year Estimates

	Jenkins County, Georgia		
	Population	Margin of Error (+/-)	% of Total
Total:	8,477	*****	100.0%
Not Hispanic or Latino:	7,875	282	92.9%
White alone	4,636	495	54.7%
Black or African American alone	3,028	508	35.7%
American Indian and Alaska Native alone	0	19	0.0%
Asian alone	0	19	0.0%
Native Hawaiian and Other Pacific Islander alone	0	19	0.0%
Some other race alone	0	19	0.0%
Two or more races:	211	161	2.5%
Two races including Some other race	0	19	0.0%
Two races excluding Some other race, and three or more races	211	161	2.5%
Hispanic or Latino	602	282	7.1%

Source: U.S. Census Bureau, 2008-2012 American Community Survey

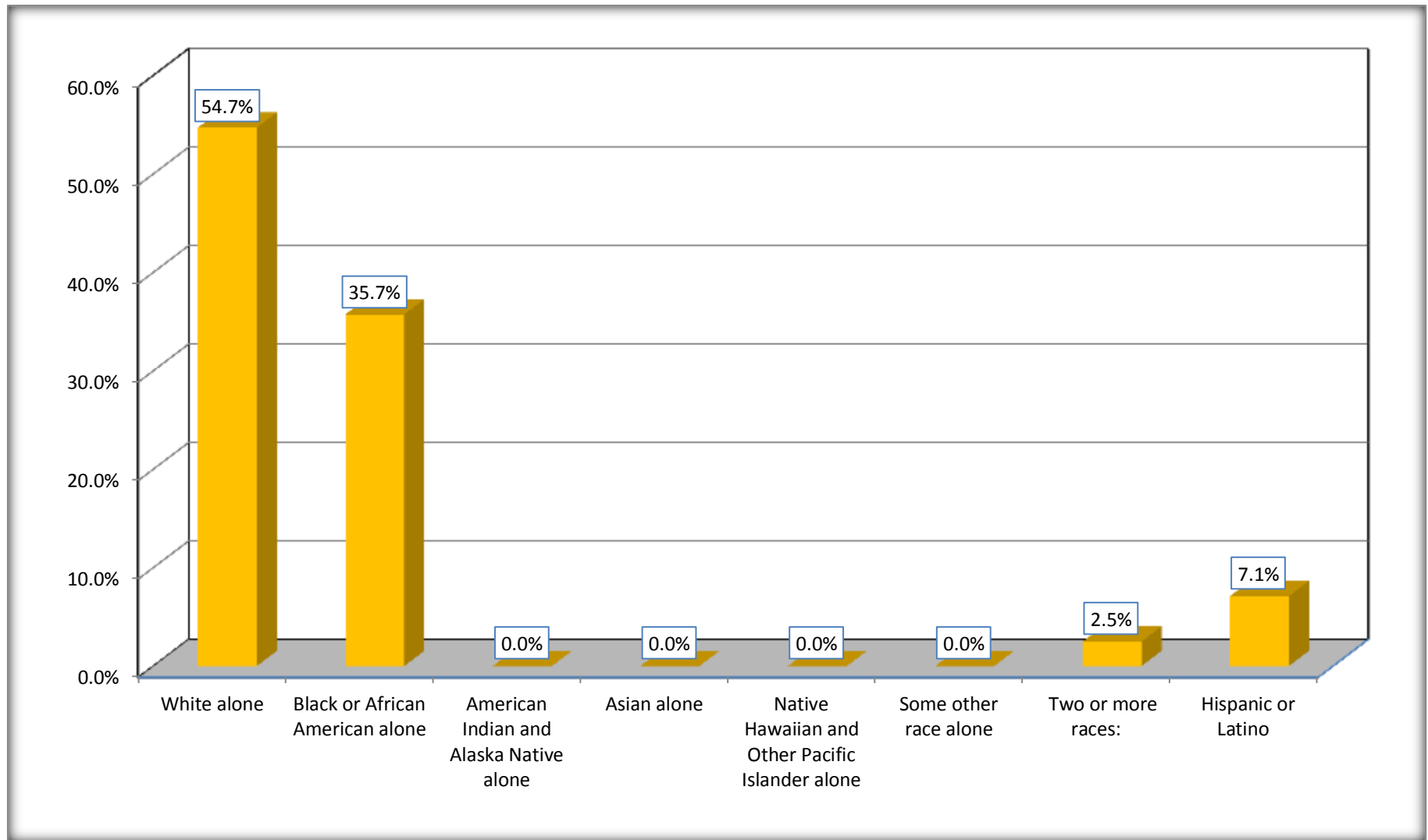
Although the American Community Survey (ACS) produces population, demographic and housing unit estimates, it is the Census Bureau's Population Estimates Program that produces and disseminates the official estimates of the population for the nation, states, counties, cities and towns and estimates of housing units for states and counties.

For information on confidentiality protection, sampling error, nonsampling error, and definitions, see Survey Methodology.

<http://www.census.gov/acs/www/UseData/index.htm>

Non-Hispanic by Race and Hispanic Population

Jenkins County, Georgia



Source: B03002. HISPANIC OR LATINO ORIGIN BY RACE - Universe: TOTAL POPULATION
Data Set: 2008-2012 American Community Survey 5-Year Estimates

B03002. HISPANIC OR LATINO ORIGIN BY RACE

Data Set: 2008-2012 American Community Survey 5-Year Estimates

	Jenkins County, Georgia		
	Population	Margin of Error (+/-)	% of Total
Hispanic or Latino:	602	282	100.0%
White alone	351	257	58.3%
Black or African American alone	0	19	0.0%
American Indian and Alaska Native alone	0	19	0.0%
Asian alone	0	19	0.0%
Native Hawaiian and Other Pacific Islander alone	0	19	0.0%
Some other race alone	238	195	39.5%
Two or more races:	13	20	2.2%
Two races including Some other race	0	19	0.0%
Two races excluding Some other race, and three or more races	13	20	2.2%

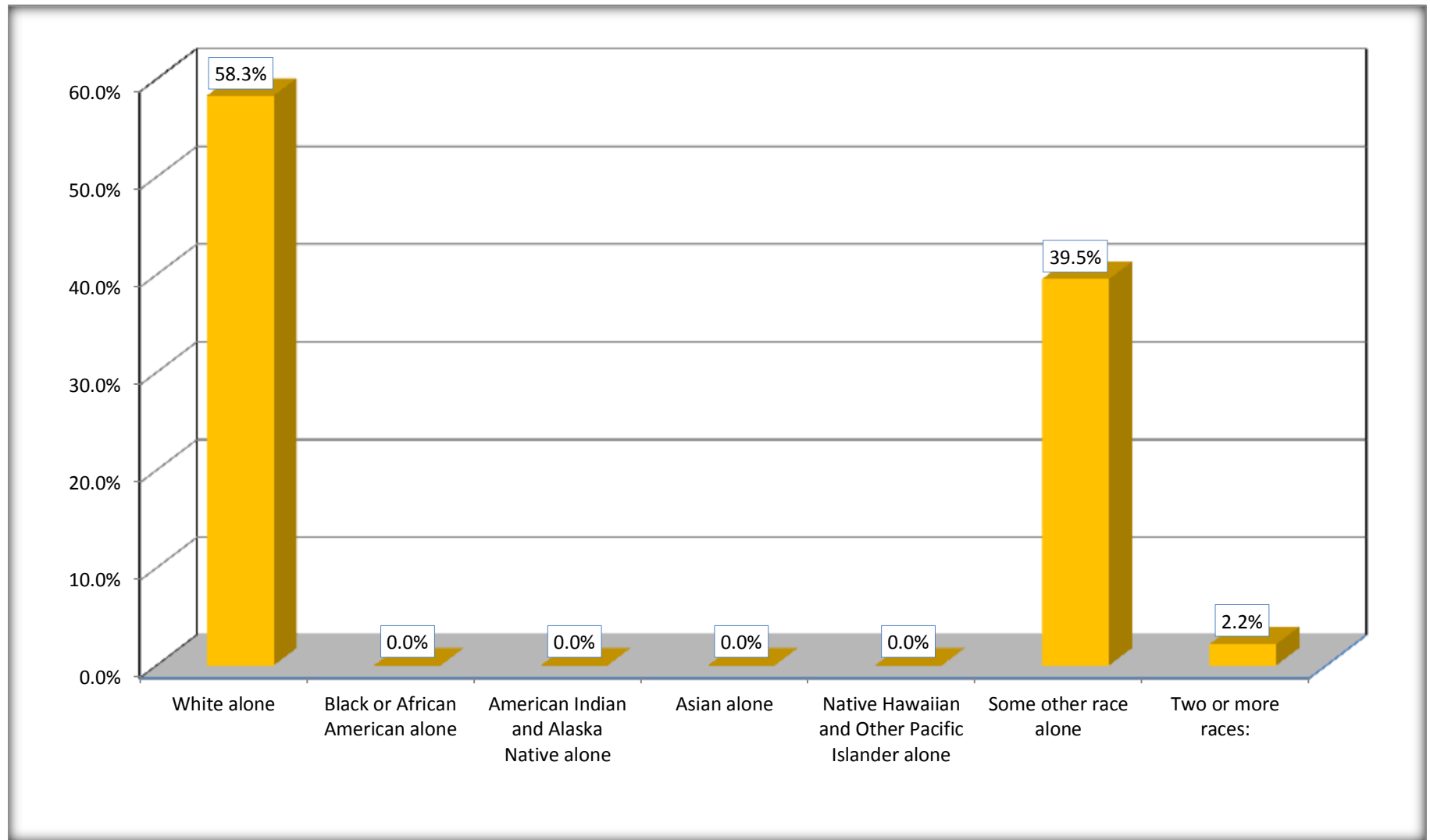
Source: U.S. Census Bureau, 2008-2012 American Community Survey

Although the American Community Survey (ACS) produces population, demographic and housing unit estimates, it is the Census Bureau's Population Estimates Program that produces and disseminates the official estimates of the population for the nation, states, counties, cities and towns and estimates of housing units for states and counties.

For information on confidentiality protection, sampling error, nonsampling error, and definitions, see Survey Methodology.

<http://www.census.gov/acs/www/UseData/index.htm>

Hispanic or Latino Origin by Race Jenkins County, Georgia



Source: B03002. HISPANIC OR LATINO ORIGIN BY RACE
Data Set: 2008-2012 American Community Survey 5-Year Estimates

B01001. SEX BY AGE

Data Set: 2008-2012 American Community Survey 5-Year Estimates

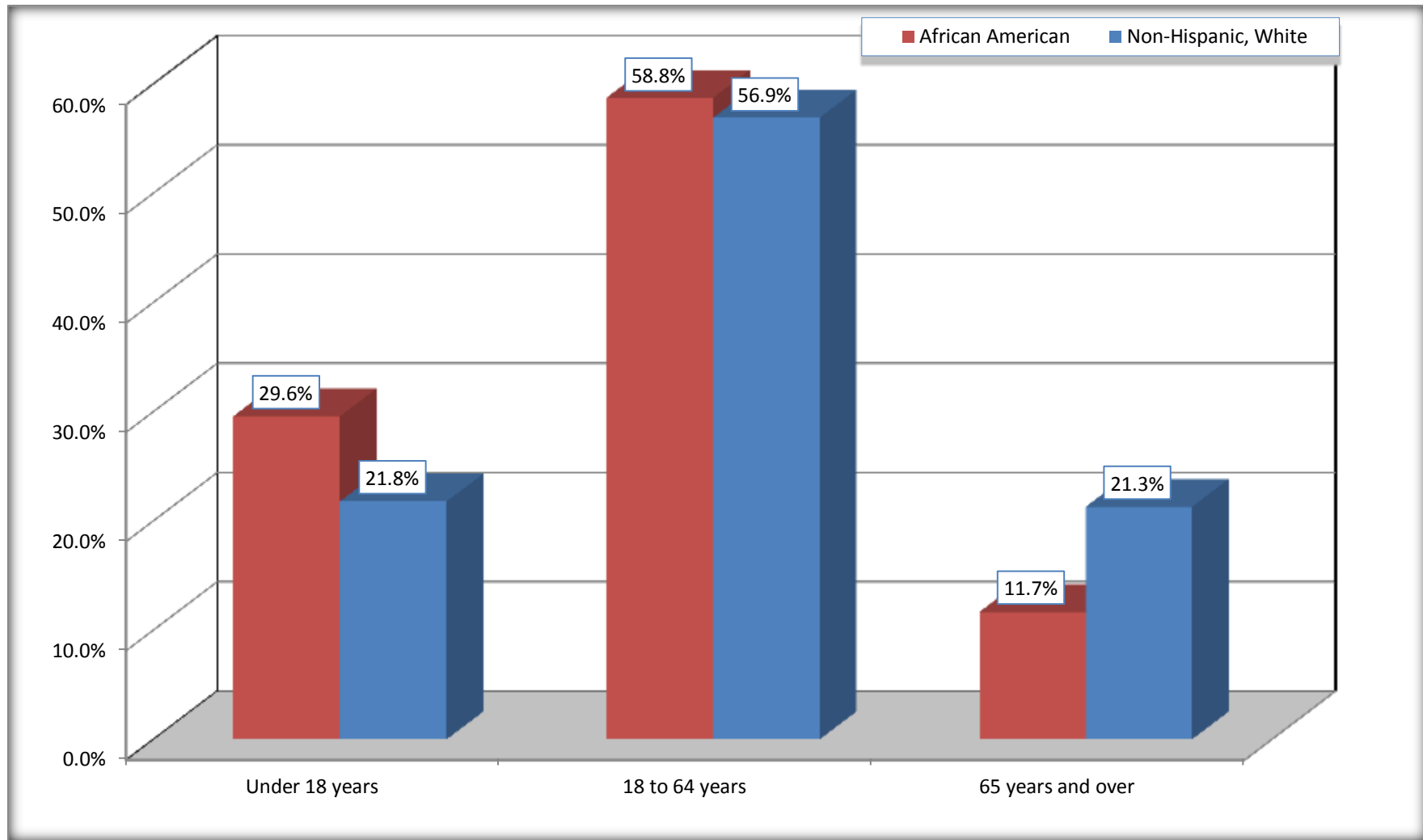
	Jenkins County, Georgia					
	African American	Margin of Error (+/-)	% of AA Total	White, Not Hispanic	Margin of Error (+/-)	% of NHW Total
Total:	3,028	508	100.0%	4,636	495	100.0%
Under 18 years	896	NC	29.6%	1,010	NC	21.8%
18 to 64 years	1,779	NC	58.8%	2,639	NC	56.9%
65 years and over	353	NC	11.7%	987	NC	21.3%
Male:	1,198	274	39.6%	2,361	389	50.9%
Under 18 years	451	NC	14.9%	538	NC	11.6%
18 to 64 years	623	NC	20.6%	1,415	NC	30.5%
65 years and over	124	NC	4.1%	408	NC	8.8%
Female:	1,830	331	60.4%	2,275	412	49.1%
Under 18 years	445	NC	14.7%	472	NC	10.2%
18 to 64 years	1,156	NC	38.2%	1,224	NC	26.4%
65 years and over	229	NC	7.6%	579	NC	12.5%

Source: U.S. Census Bureau, 2008-2012 American Community Survey

Although the American Community Survey (ACS) produces population, demographic and housing unit estimates, it is the Census Bureau's Population Estimates Program that produces and disseminates the official estimates of the population for the nation, states, counties, cities and towns and estimates of housing units for states and counties.

For information on confidentiality protection, sampling error, nonsampling error, and definitions, see Survey Methodology.
<http://www.census.gov/acs/www/UseData/index.htm>

Population by Age Jenkins County, Georgia



Source: B01001. SEX BY AGE
Data Set: 2008-2012 American Community Survey 5-Year Estimates

B05003. SEX BY AGE BY CITIZENSHIP STATUS

Data Set: 2008-2012 American Community Survey 5-Year Estimates

	Jenkins County, Georgia					
	African American	Margin of Error (+/-)	% of AA Total by Age	White, Not Hispanic	Margin of Error (+/-)	% of NHW Total by Age
Total:	3,028	508	100.0%	4,636	495	100.0%
Under 18 years:	896	NC	100.0%	1,010	NC	100.0%
Native	896	NC	100.0%	1,010	NC	100.0%
Foreign born:	0	NC	0.0%	0	NC	0.0%
Naturalized U.S. citizen	0	NC	0.0%	0	NC	0.0%
Not a U.S. citizen	0	NC	0.0%	0	NC	0.0%
18 years and over:	2,132	NC	100.0%	3,626	NC	100.0%
Native	2,132	NC	100.0%	3,626	NC	100.0%
Foreign born:	0	NC	0.0%	0	NC	0.0%
Naturalized U.S. citizen	0	NC	0.0%	0	NC	0.0%
Not a U.S. citizen	0	NC	0.0%	0	NC	0.0%
Male:	1,198	274	39.6%	2,361	334	50.9%
Under 18 years:	451	167	100.0%	538	170	100.0%
Native	451	167	100.0%	538	170	100.0%
Foreign born:	0	19	0.0%	0	19	0.0%
Naturalized U.S. citizen	0	19	0.0%	0	19	0.0%
Not a U.S. citizen	0	19	0.0%	0	19	0.0%
18 years and over:	747	203	100.0%	1,823	260	100.0%
Native	747	203	100.0%	1,823	260	100.0%
Foreign born:	0	19	0.0%	0	19	0.0%
Naturalized U.S. citizen	0	19	0.0%	0	19	0.0%
Not a U.S. citizen	0	19	0.0%	0	19	0.0%

	Jenkins County, Georgia					
	African American	Margin of Error (+/-)	% of AA by Age	White, Not Hispanic	Margin of Error (+/-)	% of NHW by Age
Female:	1,830	331	60.4%	2,275	277	49.1%
Under 18 years:	445	190	100.0%	472	172	100.0%
Native	445	190	100.0%	472	172	100.0%
Foreign born:	0	19	0.0%	0	19	0.0%
Naturalized U.S. citizen	0	19	0.0%	0	19	0.0%
Not a U.S. citizen	0	19	0.0%	0	19	0.0%
18 years and over:	1,385	270	100.0%	1,803	219	100.0%
Native	1,385	270	100.0%	1,803	219	100.0%
Foreign born:	0	19	0.0%	0	19	0.0%
Naturalized U.S. citizen	0	19	0.0%	0	19	0.0%
Not a U.S. citizen	0	19	0.0%	0	19	0.0%

Source: U.S. Census Bureau, 2008-2012 American Community Survey

For information on confidentiality protection, sampling error, nonsampling error, and definitions, see Survey Methodology.
<http://www.census.gov/acs/www/UseData/index.htm>

Citizenship Status of Voting Age Population (18 and Over)

Jenkins County, Georgia



Source: B05003. SEX BY AGE BY CITIZENSHIP STATUS
Data Set: 2008-2012 American Community Survey 5-Year Estimates

**B07004. GEOGRAPHICAL MOBILITY IN THE PAST YEAR BY RACE FOR CURRENT RESIDENCE IN THE UNITED STATES - Universe:
POPULATION 1 YEAR AND OVER**

Data Set: 2008-2012 American Community Survey 5-Year Estimates

	Jenkins County, Georgia					
	African American	Margin of Error (+/-)	% of AA Total	White, Not Hispanic	Margin of Error (+/-)	% of NHW Total
Total:	2,976	493	100.0%	4,593	498	100.0%
Same house 1 year ago	2,355	540	79.1%	4,192	474	91.3%
Moved within same county	292	184	9.8%	256	168	5.6%
Moved from different county within same state	325	399	10.9%	145	136	3.2%
Moved from different state	4	9	0.1%	0	19	0.0%
Moved from abroad	0	19	0.0%	0	19	0.0%

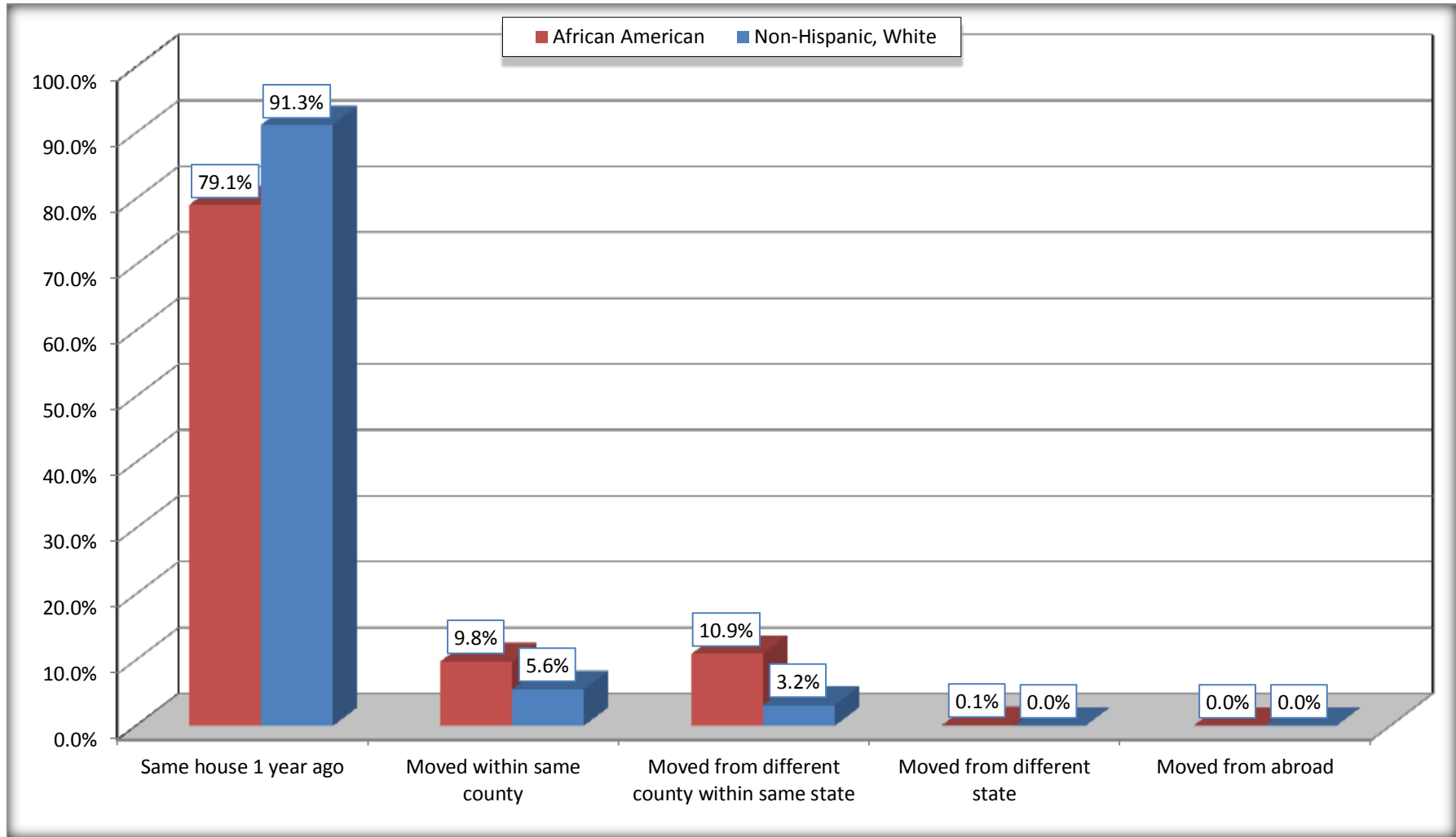
Source: U.S. Census Bureau, 2008-2012 American Community Survey

For information on confidentiality protection, sampling error, nonsampling error, and definitions, see Survey Methodology.

<http://www.census.gov/acs/www/UseData/index.htm>

Geographical Mobility in the Past Year (Population 1 Year and Over)

Jenkins County, Georgia



Source: B07004. GEOGRAPHICAL MOBILITY IN THE PAST YEAR BY RACE FOR CURRENT RESIDENCE IN THE UNITED STATES - Universe: POPULATION 1 YEAR AND OVER

Data Set: 2008-2012 American Community Survey 5-Year Estimates

B08105. MEANS OF TRANSPORTATION TO WORK - Universe: WORKERS 16 YEARS AND OVER

Data Set: 2008-2012 American Community Survey 5-Year Estimates

	Jenkins County, Georgia					
	African American	Margin of Error (+/-)	% of AA Total	White, Not Hispanic	Margin of Error (+/-)	% of NHW Total
Total:	834	219	100.0%	1688	293	100.0%
Car, truck, or van - drove alone	730	200	87.5%	1330	272	78.8%
Car, truck, or van - carpooled	33	39	4.0%	301	132	17.8%
Public transportation (excluding taxicab)	0	19	0.0%	0	19	0.0%
Walked	65	73	7.8%	0	19	0.0%
Taxicab, motorcycle, bicycle, or other means	0	19	0.0%	0	19	0.0%
Worked at home	6	13	0.7%	57	57	3.4%

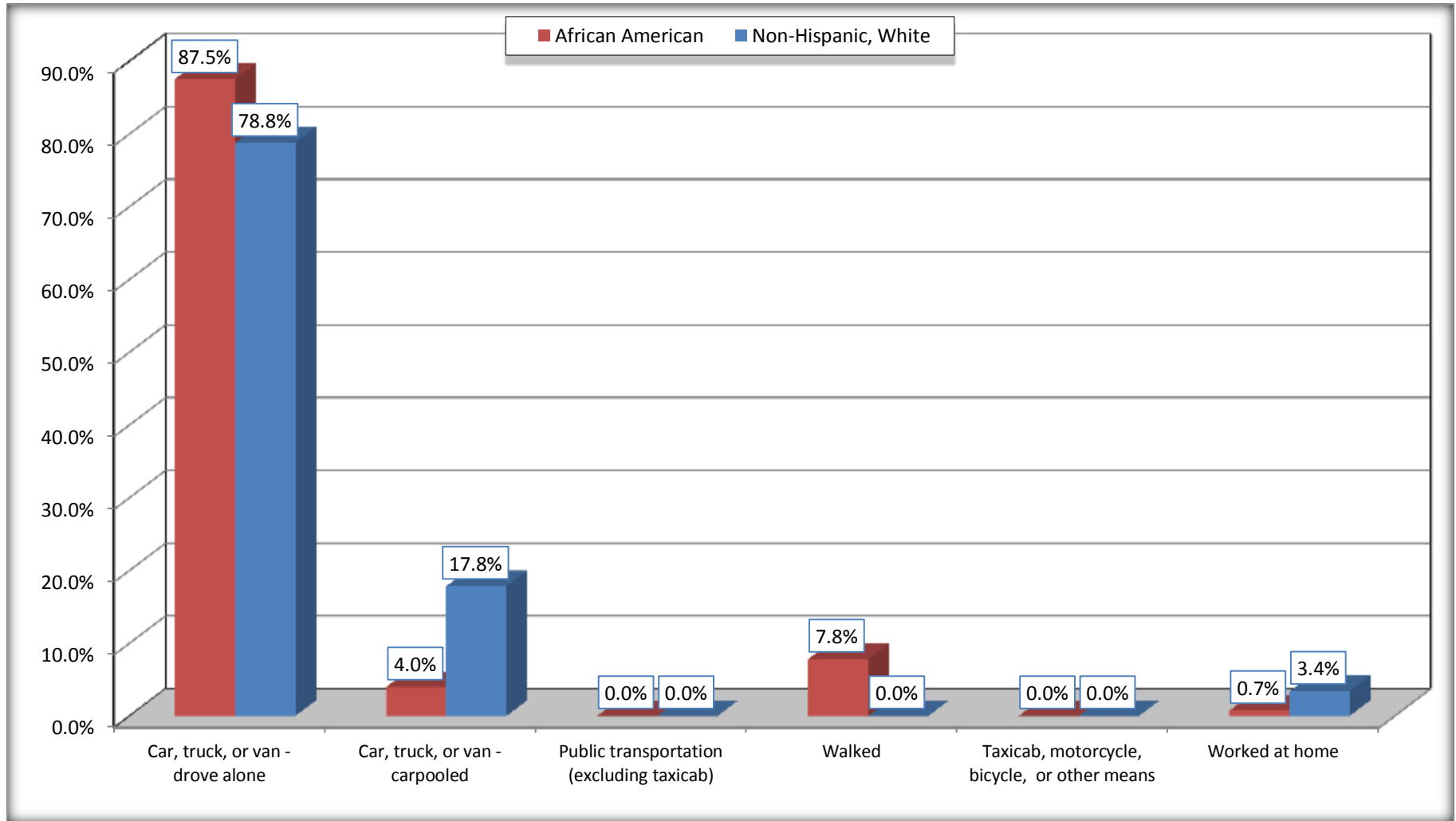
Source: U.S. Census Bureau, 2008-2012 American Community Survey

For information on confidentiality protection, sampling error, nonsampling error, and definitions, see Survey Methodology.

<http://www.census.gov/acs/www/UseData/index.htm>

Means of Transportation to Work (Workers 16 Years and Over)

Jenkins County, Georgia



Source: B08105. MEANS OF TRANSPORTATION TO WORK - Universe: WORKERS 16 YEARS AND OVER
Data Set: 2008-2012 American Community Survey 5-Year Estimates

B11002. HOUSEHOLD TYPE BY RELATIVES AND NONRELATIVES FOR POPULATION IN HOUSEHOLDS

Data Set: 2008-2012 American Community Survey 5-Year Estimates

	Jenkins County, Georgia					
	African American	Margin of Error (+/-)	% of AA Total	White, Not Hispanic	Margin of Error (+/-)	% of NHW Total
Total:	2928	509	100.0%	4799	531	100.0%
In family households	2544	483	86.9%	4153	549	86.5%
In nonfamily households	384	178	13.1%	646	193	13.5%

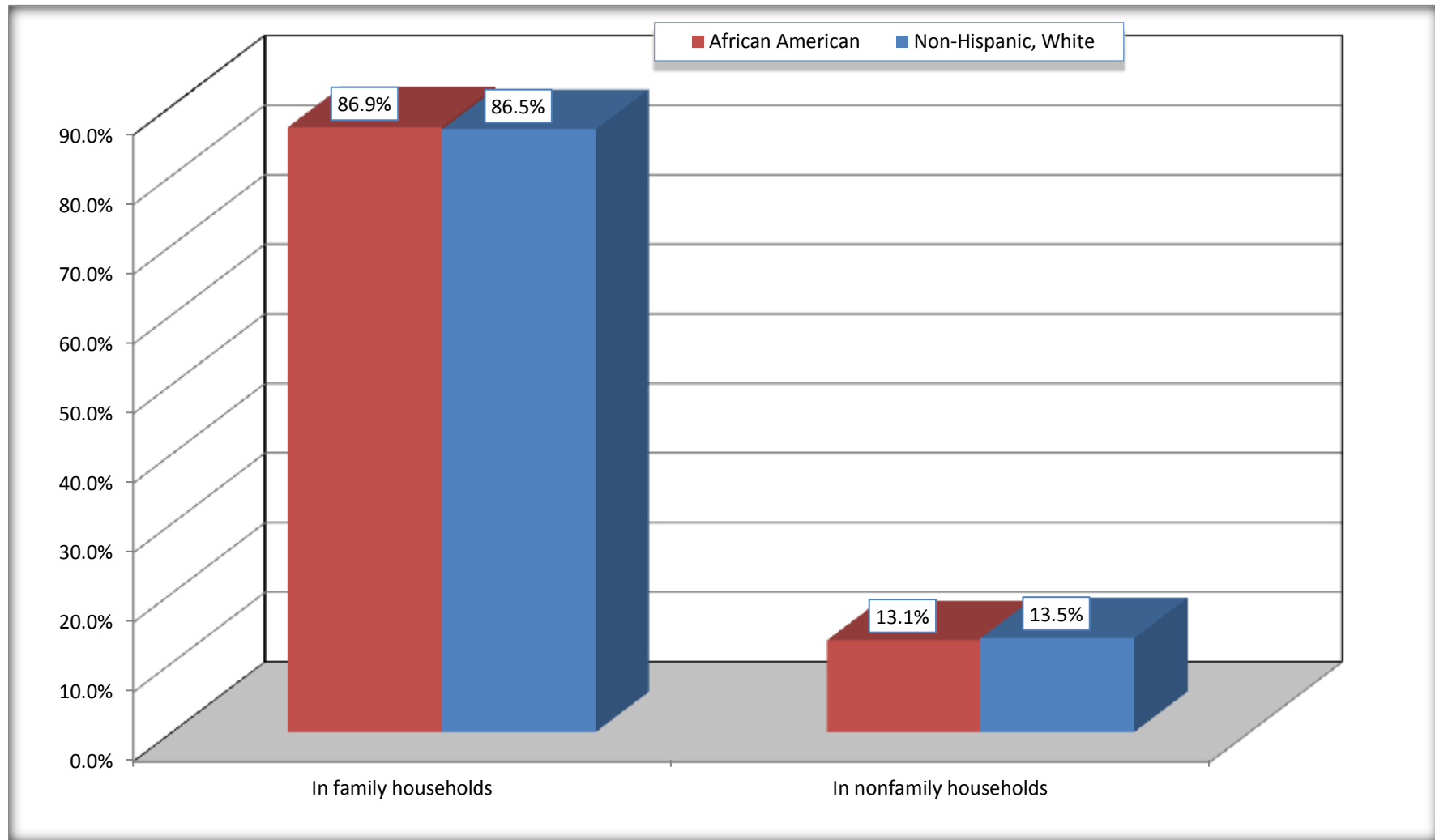
Source: U.S. Census Bureau, 2008-2012 American Community Survey

For information on confidentiality protection, sampling error, nonsampling error, and definitions, see Survey Methodology.

<http://www.census.gov/acs/www/UseData/index.htm>

Household Type for Population in Households

Jenkins County, Georgia



Source: B11002. HOUSEHOLD TYPE BY RELATIVES AND NONRELATIVES FOR POPULATION IN HOUSEHOLDS
Data Set: 2008-2012 American Community Survey 5-Year Estimates

B12002. MARITAL STATUS FOR THE POPULATION 15 YEARS AND OVER

Data Set: 2008-2012 American Community Survey 5-Year Estimates

	Jenkins County, Georgia					
	African American	Margin of Error (+/-)	% of AA Total	White, Not Hispanic	Margin of Error (+/-)	% of NHW Total
Total:	2,265	392	100.0%	3,759	403	100.0%
Never married	974	NC	43.0%	797	NC	21.2%
Now married (except separated)	450	NC	19.9%	2,241	NC	59.6%
Separated	172	NC	7.6%	198	NC	5.3%
Widowed	230	NC	10.2%	288	NC	7.7%
Divorced	439	NC	19.4%	235	NC	6.3%
Male:	777	209	34.3%	1,883	263	50.1%
Never married	335	134	14.8%	529	158	14.1%
Now married (except separated)	220	95	9.7%	1,102	191	29.3%
Separated	76	60	3.4%	81	120	2.2%
Widowed	20	26	0.9%	76	60	2.0%
Divorced	126	94	5.6%	95	64	2.5%
Female:	1,488	252	65.7%	1,876	231	49.9%
Never married	639	205	28.2%	268	132	7.1%
Now married (except separated)	230	105	10.2%	1,139	194	30.3%
Separated	96	62	4.2%	117	103	3.1%
Widowed	210	101	9.3%	212	112	5.6%
Divorced	313	136	13.8%	140	79	3.7%

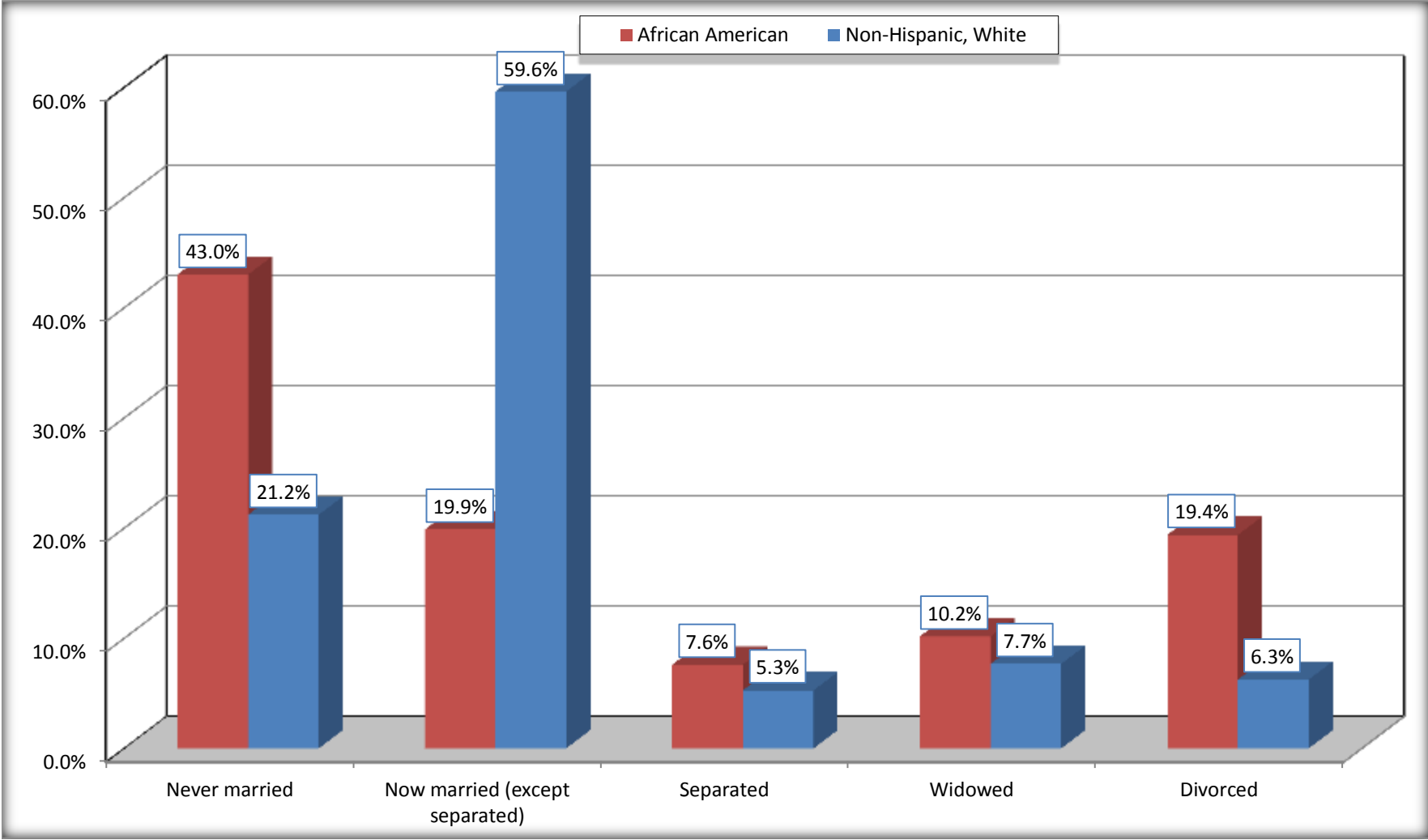
Source: U.S. Census Bureau, 2008-2012 American Community Survey

For information on confidentiality protection, sampling error, nonsampling error, and definitions, see Survey Methodology.

<http://www.census.gov/acs/www/UseData/index.htm>

Marital Status for the Population 15 Years and Over

Jenkins County, Georgia



Source: B12002. MARITAL STATUS FOR THE POPULATION 15 YEARS AND OVER
Data Set: 2008-2012 American Community Survey 5-Year Estimates

C15002. SEX BY EDUCATIONAL ATTAINMENT FOR THE POPULATION 25 YEARS AND OVER

Data Set: 2008-2012 American Community Survey 5-Year Estimates

	Jenkins County, Georgia					
	African American	Margin of Error (+/-)	% of AA Total	White, Not Hispanic	Margin of Error (+/-)	% of NHW Total
Total:	1,803	336	100.0%	3,191	352	100.0%
Less than high school diploma	728	NC	40.4%	596	NC	18.7%
High school graduate, GED, or alternative	579	NC	32.1%	1,286	NC	40.3%
Some college or associate's degree	344	NC	19.1%	743	NC	23.3%
Bachelor's degree or higher	152	NC	8.4%	566	NC	17.7%
Male:	609	179	33.8%	1,522	219	47.7%
Less than high school diploma	278	108	15.4%	272	107	8.5%
High school graduate, GED, or alternative	188	105	10.4%	677	184	21.2%
Some college or associate's degree	100	91	5.5%	305	137	9.6%
Bachelor's degree or higher	43	51	2.4%	268	118	8.4%
Female:	1,194	237	66.2%	1,669	208	52.3%
Less than high school diploma	450	134	25.0%	324	127	10.2%
High school graduate, GED, or alternative	391	160	21.7%	609	164	19.1%
Some college or associate's degree	244	108	13.5%	438	136	13.7%
Bachelor's degree or higher	109	85	6.0%	298	108	9.3%

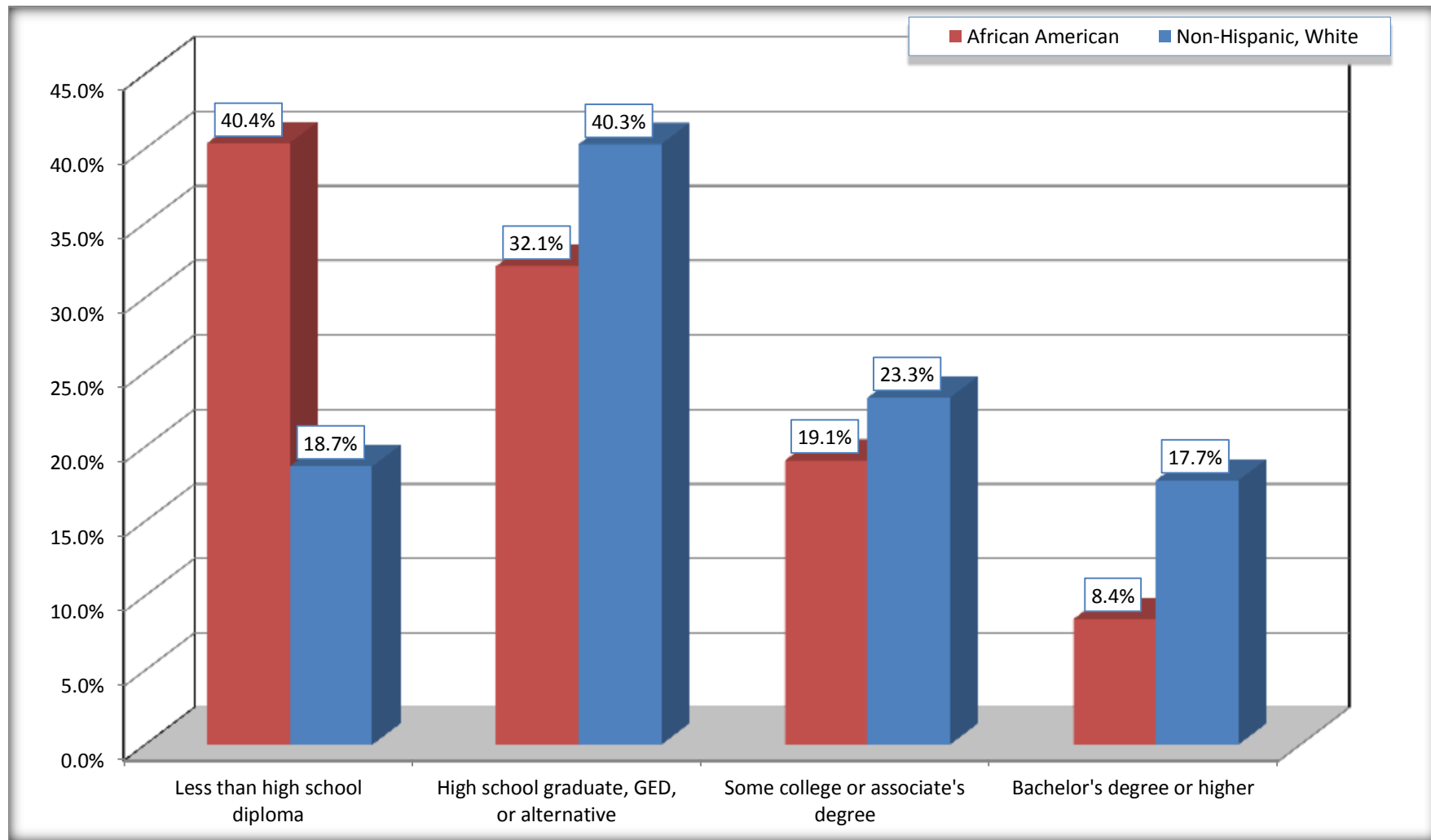
Source: U.S. Census Bureau, 2008-2012 American Community Survey

For information on confidentiality protection, sampling error, nonsampling error, and definitions, see Survey Methodology.

<http://www.census.gov/acs/www/UseData/index.htm>

Educational Attainment for the Population 25 Years and Older

Jenkins County, Georgia



Source: C15002. SEX BY EDUCATIONAL ATTAINMENT FOR THE POPULATION 25 YEARS AND OVER
Data Set: 2008-2012 American Community Survey 5-Year Estimates

B17010. POVERTY STATUS IN THE PAST 12 MONTHS OF FAMILIES BY FAMILY TYPE BY PRESENCE OF RELATED CHILDREN UNDER 18 YEARS

Data Set: 2008-2012 American Community Survey 5-Year Estimates

	Jenkins County, Georgia					
	African American	Margin of Error (+/-)	% of AA Total	White, Not Hispanic	Margin of Error (+/-)	% of NHW Total
Total:	722	159	100.0%	1,254	177	100.0%
Income in the past 12 months below poverty level:	270	109	37.4%	156	99	12.4%
Married-couple family:	56	49	7.8%	70	43	5.6%
With related children under 18 years	25	27	3.5%	50	37	4.0%
Other family:	214	101	29.6%	86	89	6.9%
Male householder, no wife present	0	19	0.0%	0	19	0.0%
With related children under 18 years	0	19	0.0%	0	19	0.0%
Female householder, no husband present	214	101	29.6%	86	89	6.9%
With related children under 18 years	207	100	28.7%	86	89	6.9%
Income in the past 12 months at or above poverty level:	452	160	62.6%	1,098	193	87.6%
Married-couple family:	155	88	21.5%	1,000	191	79.7%
With related children under 18 years	47	51	6.5%	341	133	27.2%
Other family:	297	126	41.1%	98	66	7.8%
Male householder, no wife present	18	27	2.5%	15	27	1.2%
With related children under 18 years	0	19	0.0%	15	27	1.2%
Female householder, no husband present	279	127	38.6%	83	58	6.6%
With related children under 18 years	157	121	21.7%	58	53	4.6%

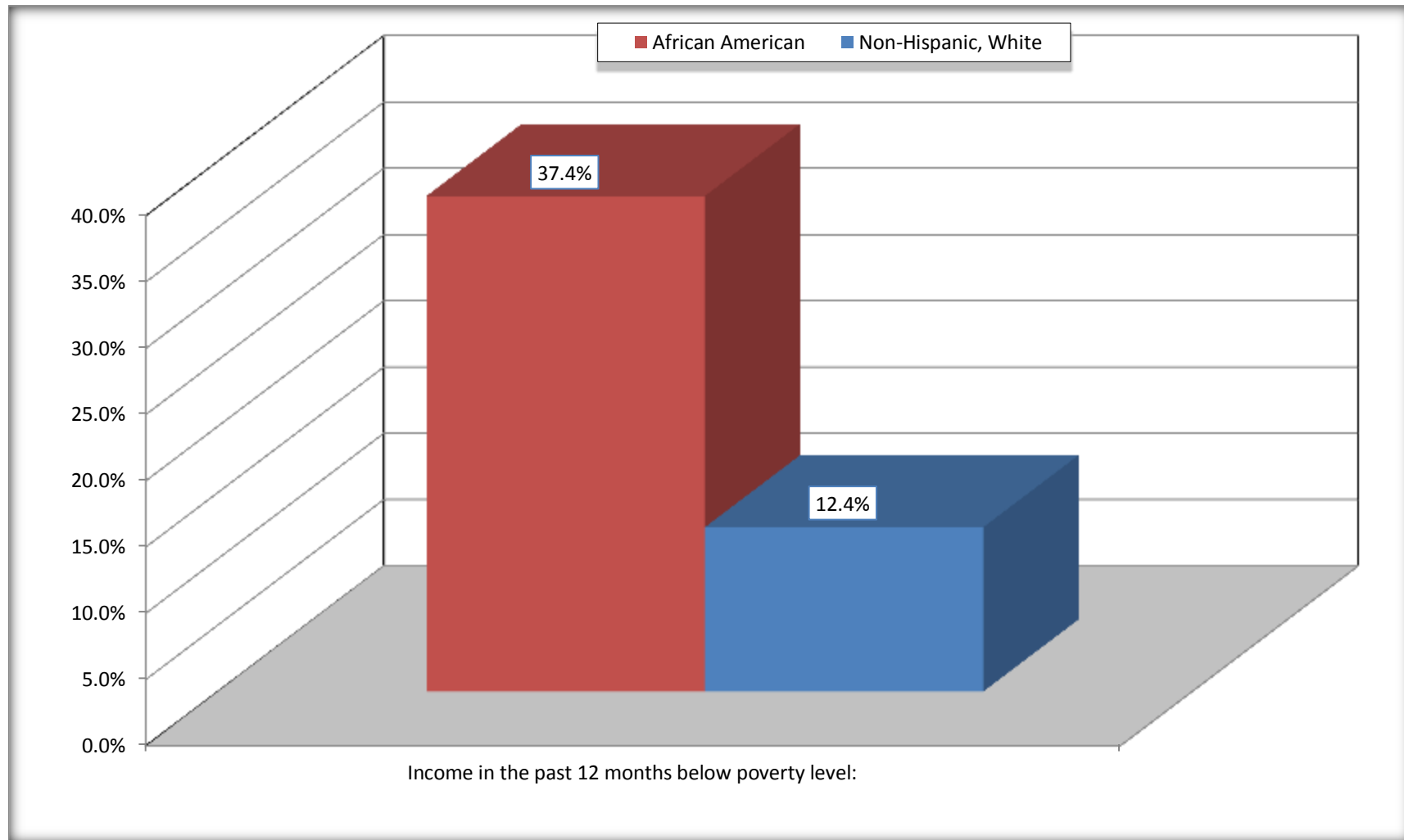
Source: U.S. Census Bureau, 2008-2012 American Community Survey

For information on confidentiality protection, sampling error, nonsampling error, and definitions, see Survey Methodology.

<http://www.census.gov/acs/www/UseData/index.htm>

Family Households Below Poverty in the Past 12 Months

Jenkins County, Georgia

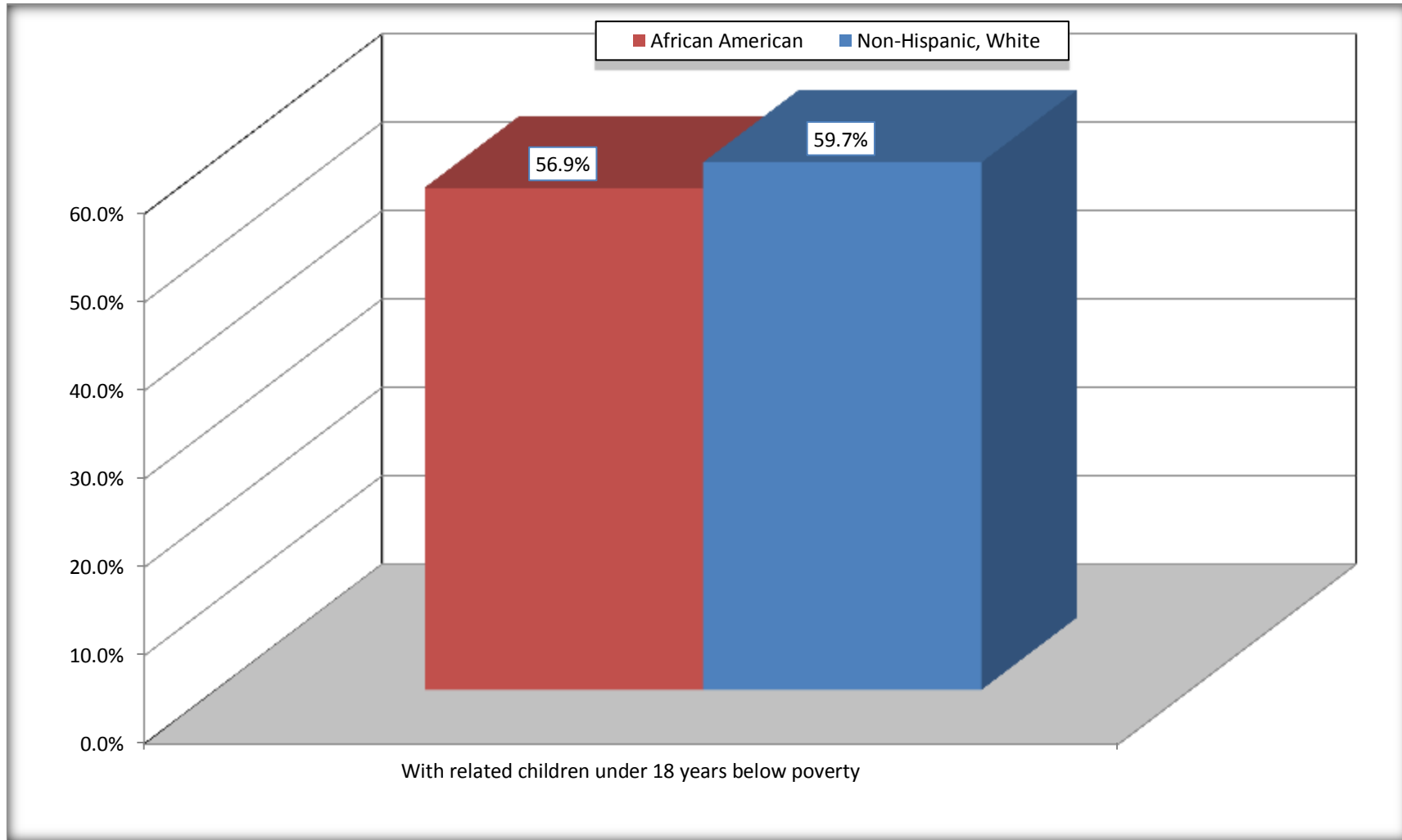


Source: B17010. POVERTY STATUS IN THE PAST 12 MONTHS OF FAMILIES BY FAMILY TYPE BY PRESENCE OF RELATED CHILDREN UNDER 18 YEARS

Data Set: 2008-2012 American Community Survey 5-Year Estimates

Female-headed Households with Related Children Below Poverty in the Past 12 Months

Jenkins County, Georgia



Source: B17010. POVERTY STATUS IN THE PAST 12 MONTHS OF FAMILIES BY FAMILY TYPE BY PRESENCE OF RELATED CHILDREN UNDER 18 YEARS

Data Set: 2008-2012 American Community Survey 5-Year Estimates

B17020 POVERTY STATUS IN THE PAST 12 MONTHS BY AGE - Universe: POPULATION FOR WHOM POVERTY STATUS IS DETERMINED

Data Set: 2008-2012 American Community Survey 5-Year Estimates

	Jenkins County, Georgia					
	African American	Margin of Error (+/-)	% of AA By Age	White, Not Hispanic	Margin of Error (+/-)	% of NHW By Age
Total:	2,963	509	100.0%	4,582	498	100.0%
Income in the past 12 months below poverty level:	1,195	425	40.3%	668	368	14.6%
Under 18 years	586	NC	65.4%	317	NC	31.7%
18 to 64 years	548	210	31.4%	234	124	8.9%
65 years and over	61	NC	18.9%	117	NC	12.2%
Income in the past 12 months at or above poverty level:	1,768	481	59.7%	3,914	519	85.4%
Under 18 years	310	NC	34.6%	682	NC	68.3%
18 to 64 years	1,196	329	68.6%	2,391	362	91.1%
65 years and over	262	NC	81.1%	841	NC	87.8%

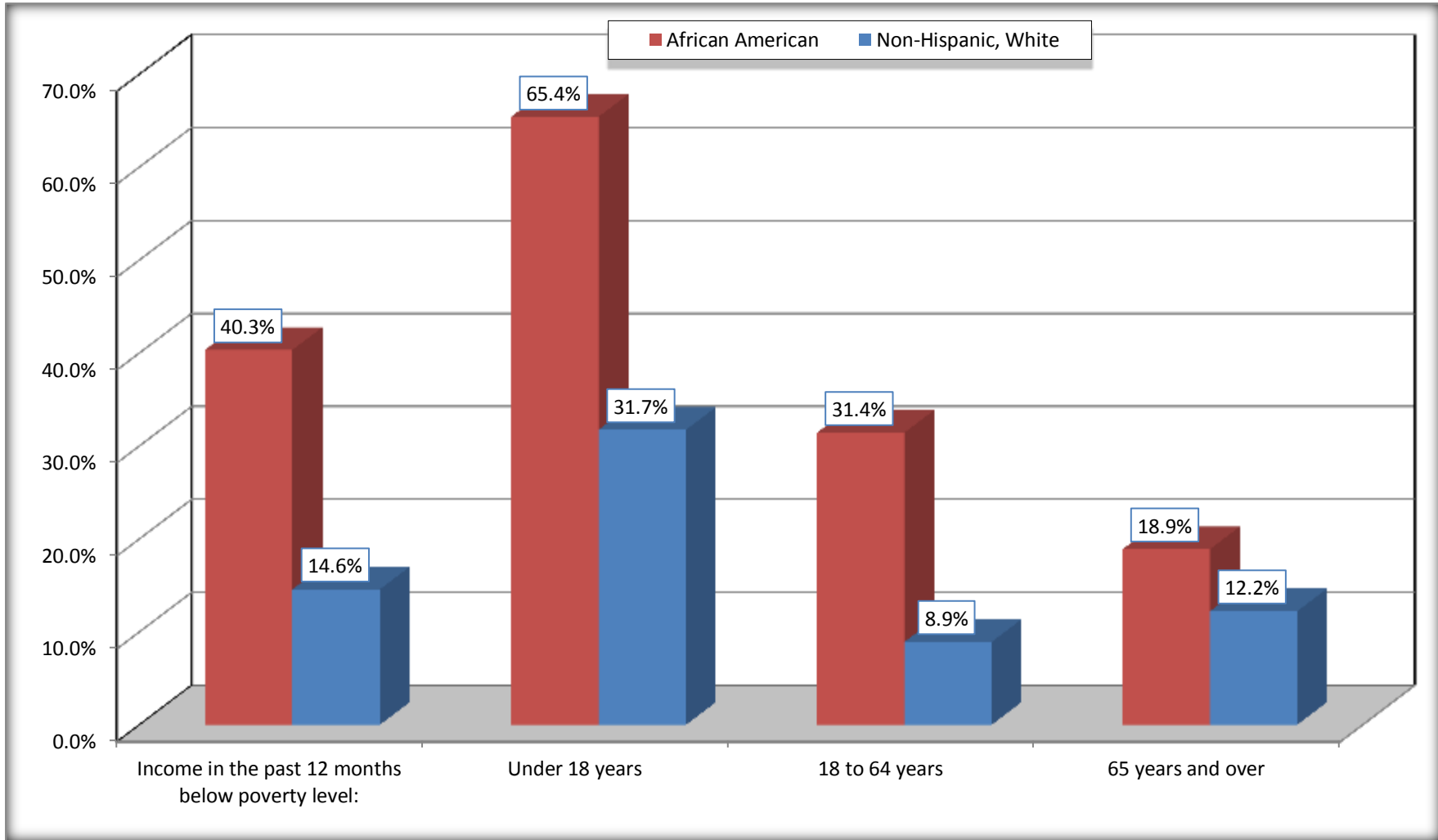
Source: U.S. Census Bureau, 2008-2012 American Community Survey

For information on confidentiality protection, sampling error, nonsampling error, and definitions, see Survey Methodology.

<http://www.census.gov/acs/www/UseData/index.htm>

Population Below Poverty in the Past 12 Months

Jenkins County, Georgia



Source: B17020 POVERTY STATUS IN THE PAST 12 MONTHS BY AGE - Universe: POPULATION FOR WHOM POVERTY STATUS IS DETERMINED
Data Set: 2008-2012 American Community Survey 5-Year Estimates

B19001. HOUSEHOLD INCOME IN THE PAST 12 MONTHS (IN 2010 INFLATION-ADJUSTED DOLLARS)

Data Set: 2008-2012 American Community Survey 5-Year Estimates

	Jenkins County, Georgia					
	African American	Margin of Error (+/-)	% of AA Total	White, Not Hispanic	Margin of Error (+/-)	% of NHW Total
Total:	1,071	224	100.0%	1,843	217	100.0%
Less than \$ 10,000	202	106	18.9%	149	77	8.1%
\$ 10,000 to \$ 14,999	104	66	9.7%	152	100	8.2%
\$ 15,000 to \$ 24,999	291	NC	27.2%	343	NC	18.6%
\$ 25,000 to \$ 34,999	150	NC	14.0%	205	NC	11.1%
\$ 35,000 to \$ 49,999	192	NC	17.9%	247	NC	13.4%
\$ 50,000 to \$ 74,999	80	NC	7.5%	380	NC	20.6%
\$ 75,000 to \$ 99,999	17	27	1.6%	137	79	7.4%
\$ 100,000 to \$ 149,999	0	NC	0.0%	129	NC	7.0%
\$ 150,000 to \$ 199,999	0	19	0.0%	65	70	3.5%
\$ 200,000 or more	35	50	3.3%	36	40	2.0%

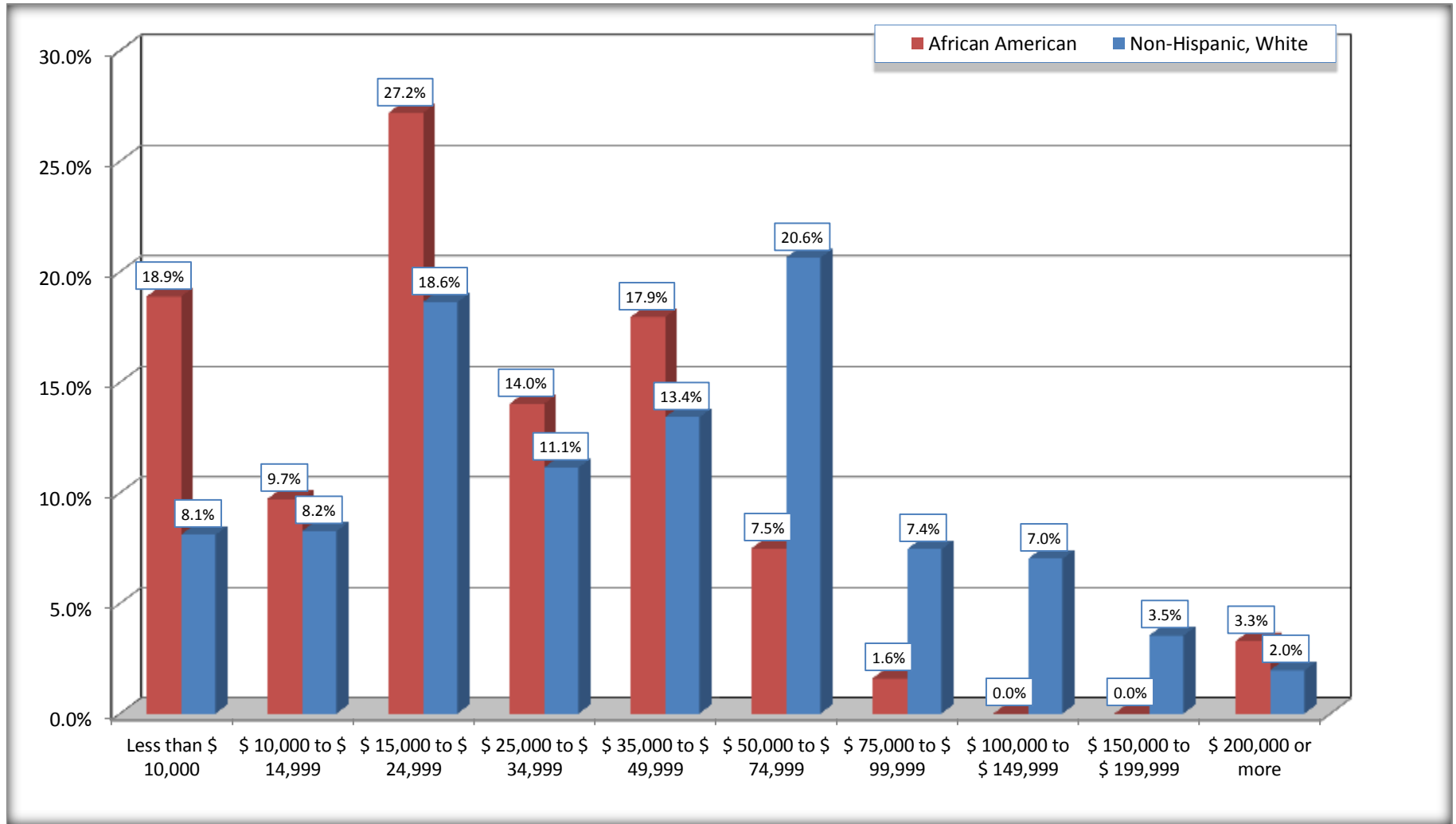
Source: U.S. Census Bureau, 2008-2012 American Community Survey

For information on confidentiality protection, sampling error, nonsampling error, and definitions, see Survey Methodology.

<http://www.census.gov/acs/www/UseData/index.htm>

Household Income in the Past 12 Months

Jenkins County, Georgia



Source: B19001. HOUSEHOLD INCOME IN THE PAST 12 MONTHS (IN 2010 INFLATION-ADJUSTED DOLLARS)
Data Set: 2008-2012 American Community Survey 5-Year Estimates

B19013. MEDIAN HOUSEHOLD INCOME IN THE PAST 12 MONTHS (IN 2010 INFLATION-ADJUSTED DOLLARS)

Data Set: 2008-2012 American Community Survey 5-Year Estimates

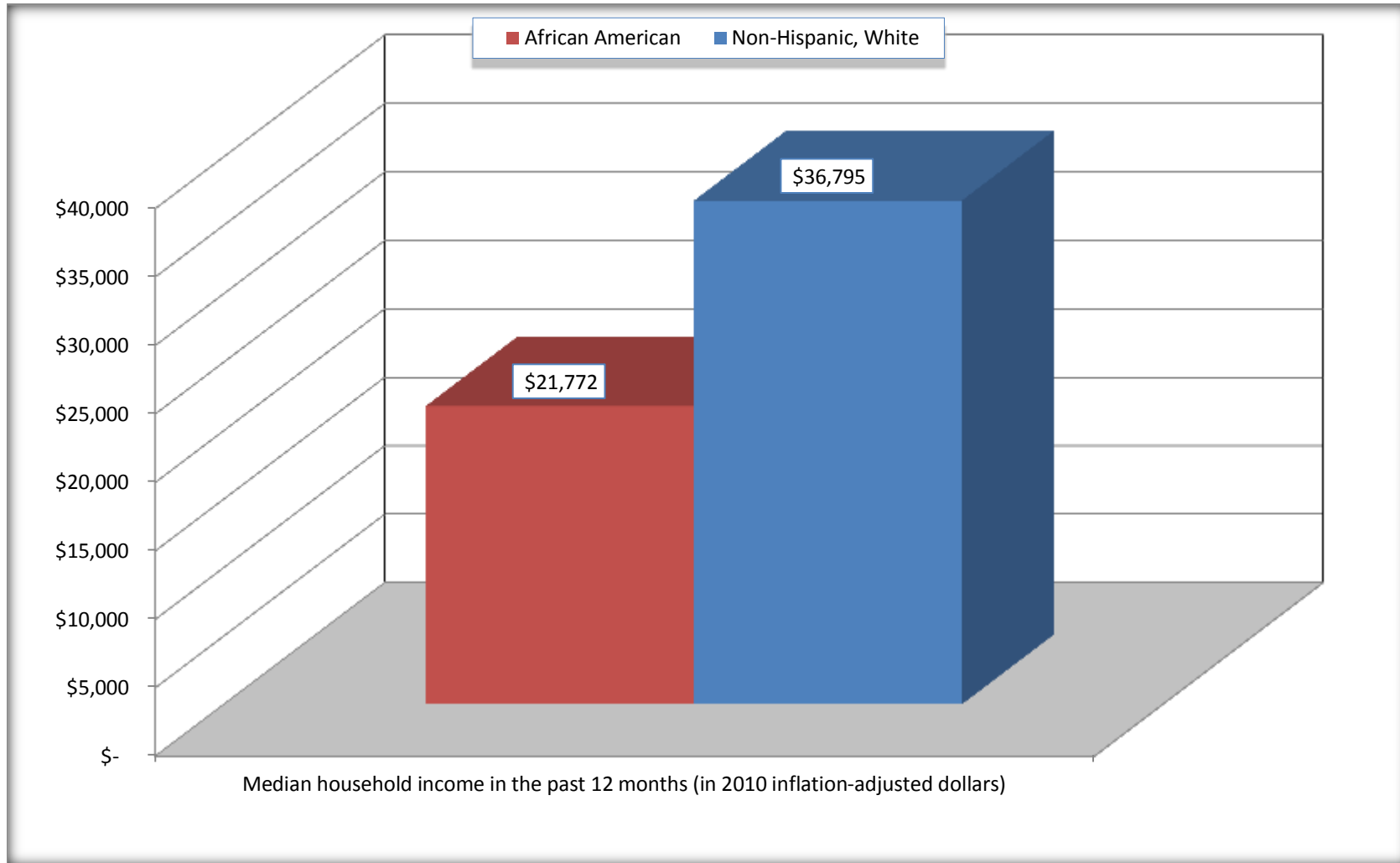
	Jenkins County, Georgia			
	African American	Margin of Error (+/-)	White, Not Hispanic	Margin of Error (+/-)
Median household income in the past 12 months (in 2010 inflation-adjusted dollars)	\$ 21,772	\$ 3,848	\$ 36,795	\$ 5,449

Source: U.S. Census Bureau, 2008-2012 American Community Survey

For information on confidentiality protection, sampling error, nonsampling error, and definitions, see Survey Methodology.
<http://www.census.gov/acs/www/UseData/index.htm>

Median Household Income in the Past 12 Months

Jenkins County, Georgia



Source: B19013. MEDIAN HOUSEHOLD INCOME IN THE PAST 12 MONTHS (IN 2010 INFLATION-ADJUSTED DOLLARS)
Data Set: 2008-2012 American Community Survey 5-Year Estimates

B19101. FAMILY INCOME IN THE PAST 12 MONTHS (IN 2010 INFLATION-ADJUSTED DOLLARS)

Data Set: 2008-2012 American Community Survey 5-Year Estimates

	Jenkins County, Georgia					
	African American	Margin of Error (+/-)	% of AA Total	White, Not Hispanic	Margin of Error (+/-)	% of NHW Total
Total:	722	159	100.0%	1,254	177	100.0%
Less than \$ 10,000	108	65	15.0%	98	91	7.8%
\$ 10,000 to \$ 14,999	75	55	10.4%	35	34	2.8%
\$ 15,000 to \$ 24,999	295	NC	40.9%	167	NC	13.3%
\$ 25,000 to \$ 34,999	63	NC	8.7%	111	NC	8.9%
\$ 35,000 to \$ 49,999	136	NC	18.8%	193	NC	15.4%
\$ 50,000 to \$ 74,999	28	NC	3.9%	326	NC	26.0%
\$ 100,000 to \$ 149,999	-	NC	0.0%	112	NC	8.9%
\$ 150,000 to \$ 199,999	0	19	0.0%	65	70	5.2%
\$ 200,000 or more	0	19	0.0%	22	37	1.8%

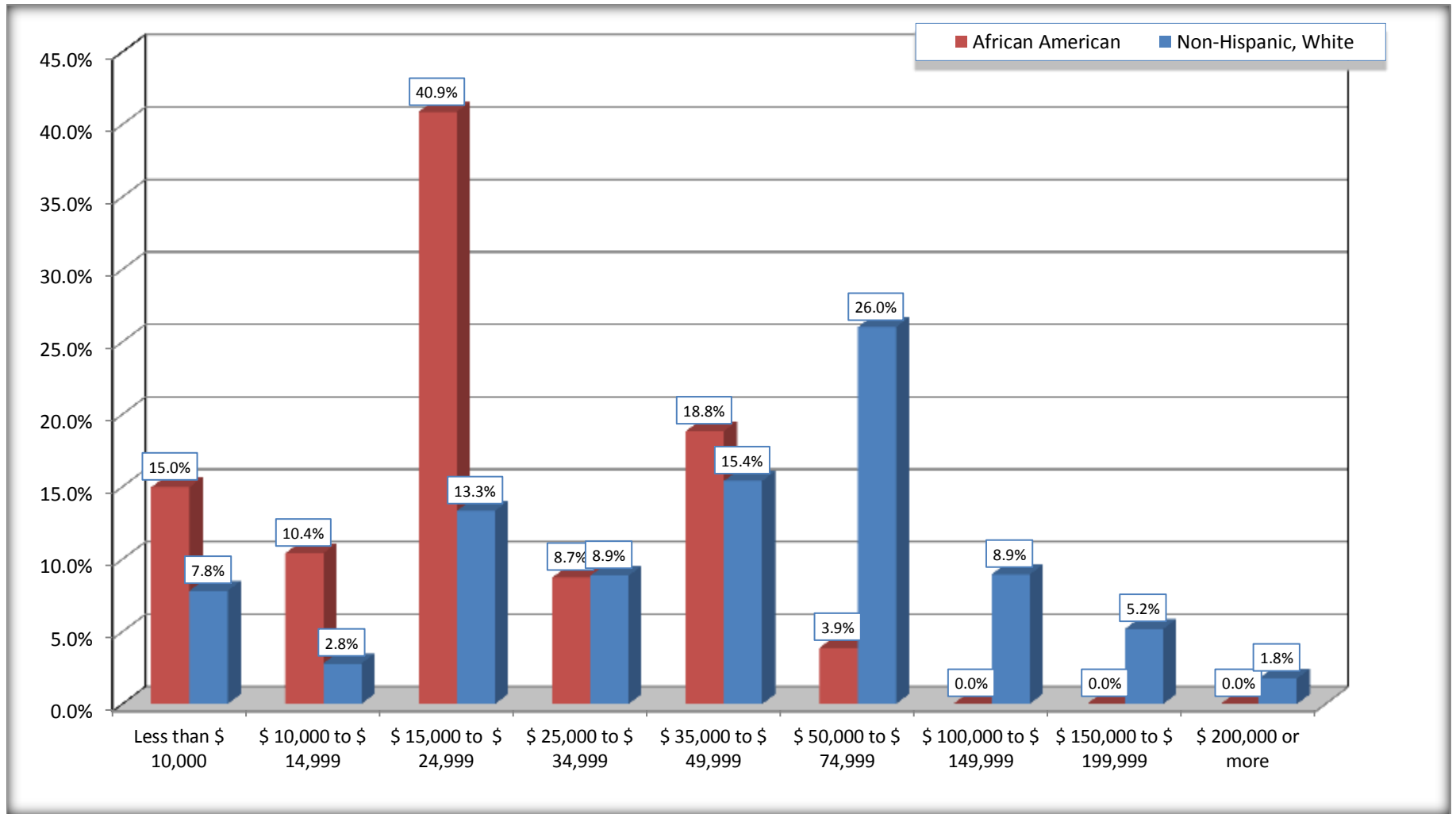
Source: U.S. Census Bureau, 2008-2012 American Community Survey

For information on confidentiality protection, sampling error, nonsampling error, and definitions, see Survey Methodology.

<http://www.census.gov/acs/www/UseData/index.htm>

Family Income in the Past 12 Months

Jenkins County, Georgia



Source: B19101. FAMILY INCOME IN THE PAST 12 MONTHS (IN 2010 INFLATION-ADJUSTED DOLLARS)
Data Set: 2008-2012 American Community Survey 5-Year Estimates

B19113. MEDIAN FAMILY INCOME IN THE PAST 12 MONTHS (IN 2010 INFLATION-ADJUSTED DOLLARS)

Data Set: 2008-2012 American Community Survey 5-Year Estimates

	Jenkins County, Georgia			
	African American	Margin of Error (+/-)	White, Not Hispanic	Margin of Error (+/-)
Median family income in the past 12 months (in 2010 inflation-adjusted dollars)	\$ 21,236	\$ 2,618	\$ 50,858	\$ 7,476

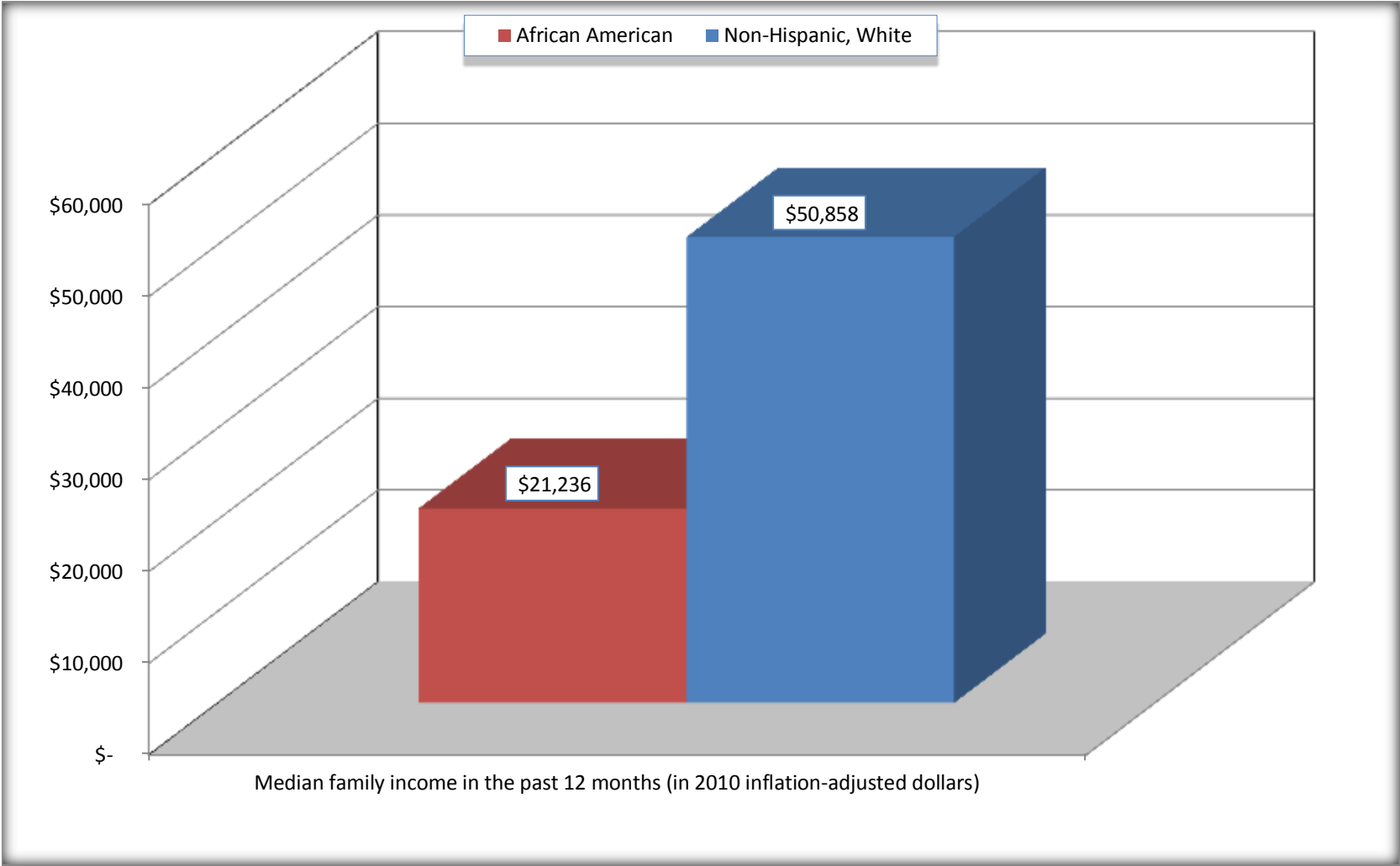
Source: U.S. Census Bureau, 2008-2012 American Community Survey

For information on confidentiality protection, sampling error, nonsampling error, and definitions, see Survey Methodology.

<http://www.census.gov/acs/www/UseData/index.htm>

Median Family Income in the Past 12 Months

Jenkins County, Georgia



Source: B19113. MEDIAN FAMILY INCOME IN THE PAST 12 MONTHS (IN 2010 INFLATION-ADJUSTED DOLLARS)
Data Set: 2008-2012 American Community Survey 5-Year Estimates

B19202. MEDIAN NONFAMILY HOUSEHOLD INCOME IN THE PAST 12 MONTHS (IN 2010 INFLATION-ADJUSTED DOLLARS)

Data Set: 2008-2012 American Community Survey 5-Year Estimates

	Jenkins County, Georgia			
	African American	Margin of Error (+/-)	White, Not Hispanic	Margin of Error (+/-)
Median nonfamily household income in the past 12 months (in 2010 inflation-adjusted dollars)	\$ 17,074	\$ 5,216	\$ 22,750	\$ 4,654

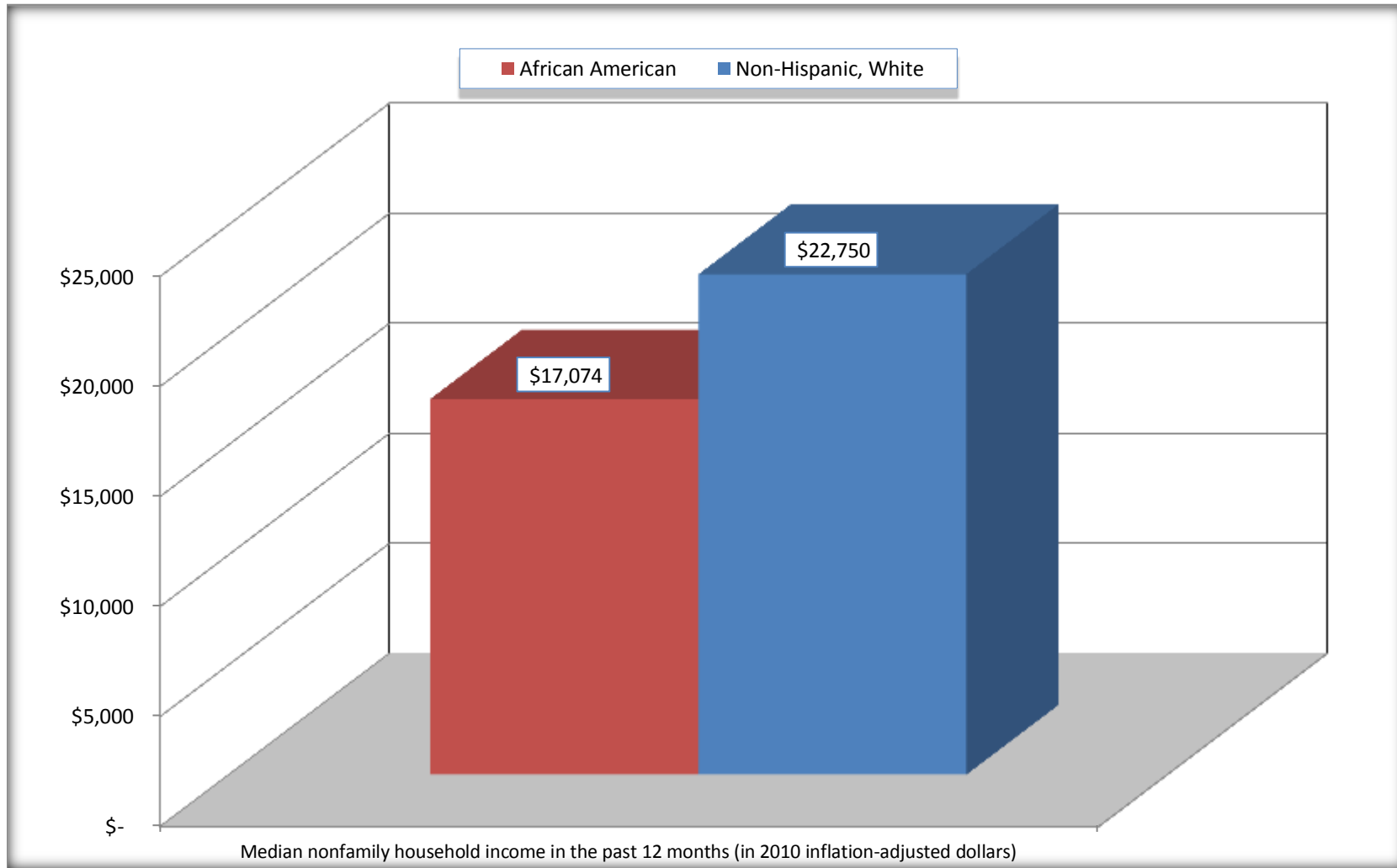
Source: U.S. Census Bureau, 2008-2012 American Community Survey

For information on confidentiality protection, sampling error, nonsampling error, and definitions, see Survey Methodology.

<http://www.census.gov/acs/www/UseData/index.htm>

Median Non-Family Income in the Past 12 Months

Jenkins County, Georgia



Source: B19202. MEDIAN NONFAMILY HOUSEHOLD INCOME IN THE PAST 12 MONTHS (IN 2010 INFLATION-ADJUSTED DOLLARS)
Data Set: 2008-2012 American Community Survey 5-Year Estimates

B19301. PER CAPITA INCOME IN THE PAST 12 MONTHS (IN 2010 INFLATION-ADJUSTED DOLLARS)

Data Set: 2008-2012 American Community Survey 5-Year Estimates

	Jenkins County, Georgia			
	African American	Margin of Error (+/-)	White, Not Hispanic	Margin of Error (+/-)
Per capita income in the past 12 months (in 2010 inflation-adjusted dollars)	\$ 14,676	\$ 6,307	\$ 21,440	\$ 3,500

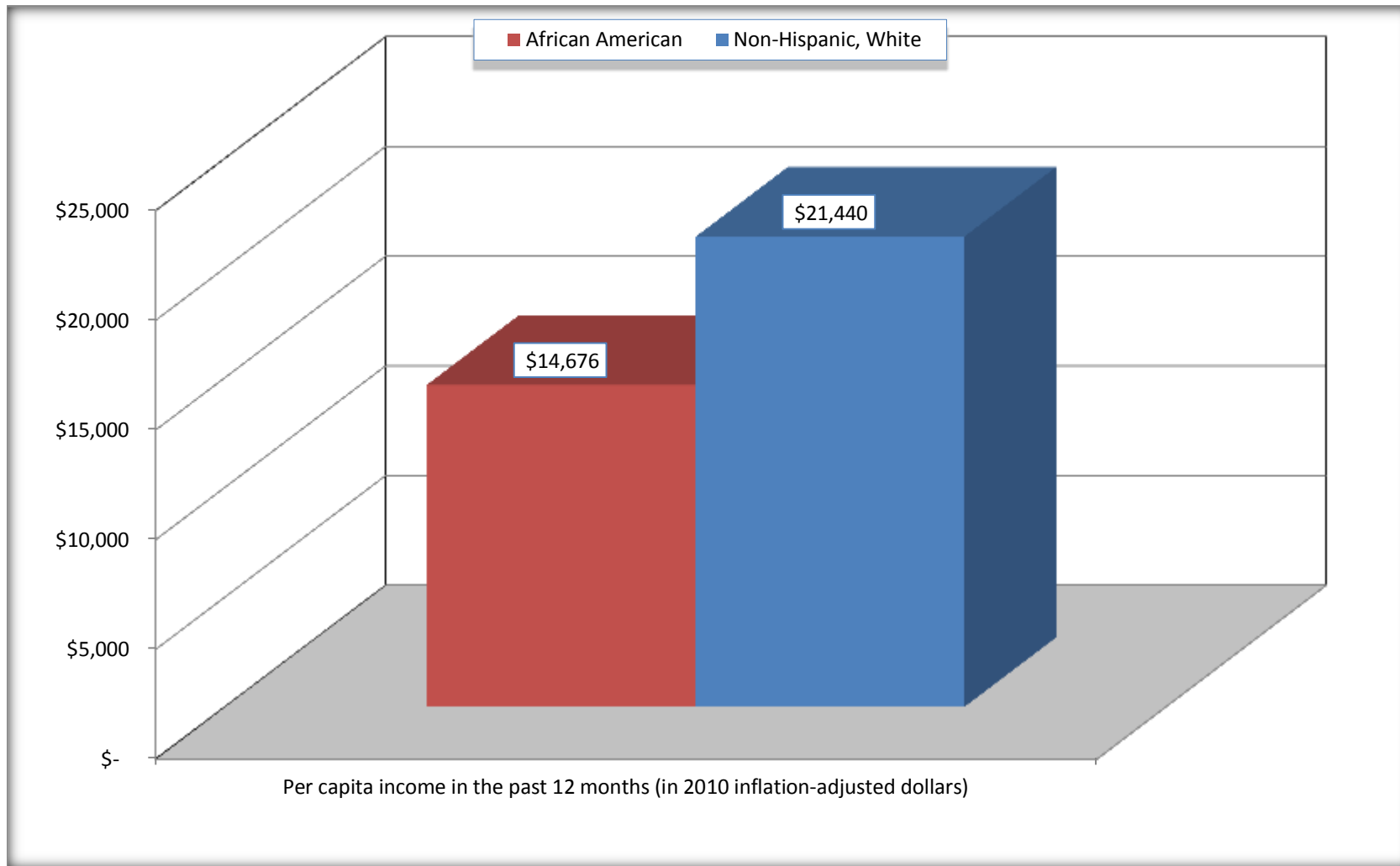
Source: U.S. Census Bureau, 2008-2012 American Community Survey

For information on confidentiality protection, sampling error, nonsampling error, and definitions, see Survey Methodology.

<http://www.census.gov/acs/www/UseData/index.htm>

Per capita Income in the Past 12 Months

Jenkins County, Georgia



Source: B19301. PER CAPITA INCOME IN THE PAST 12 MONTHS (IN 2010 INFLATION-ADJUSTED DOLLARS)
Data Set: 2008-2012 American Community Survey 5-Year Estimates

B20017. MEDIAN EARNINGS IN THE PAST 12 MONTHS (IN 2010 INFLATION-ADJUSTED DOLLARS) BY SEX BY WORK EXPERIENCE IN THE PAST 12 MONTHS FOR THE POPULATION 16 YEARS AND OVER WITH EARNINGS IN THE PAST 12 MONTHS

Data Set: 2008-2012 American Community Survey 5-Year Estimates

	Jenkins County, Georgia			
	African American	Margin of Error (+/-)	White, Not Hispanic	Margin of Error (+/-)
Median earnings in the past 12 months (in 2010 inflation-adjusted dollars) --				
Total:	\$ 18,036	\$ 3,038	\$ 29,100	\$ 10,753
Male --				
Total	\$ 16,204	\$ 8,727	\$ 32,431	\$ 16,395
Worked full-time, year-round in the past 12 months	\$ 21,667	\$ 28,406	\$ 48,361	\$ 7,267
Other	\$ 2,974	\$ 1,877	\$ 12,990	\$ 6,699
Female --				
Total	\$ 18,586	\$ 1,563	\$ 25,994	\$ 9,549
Worked full-time, year-round in the past 12 months	\$ 22,434	\$ 3,391	\$ 30,326	\$ 9,990
Other	\$ 6,938	\$ 6,041	\$ 22,163	\$ 26,118

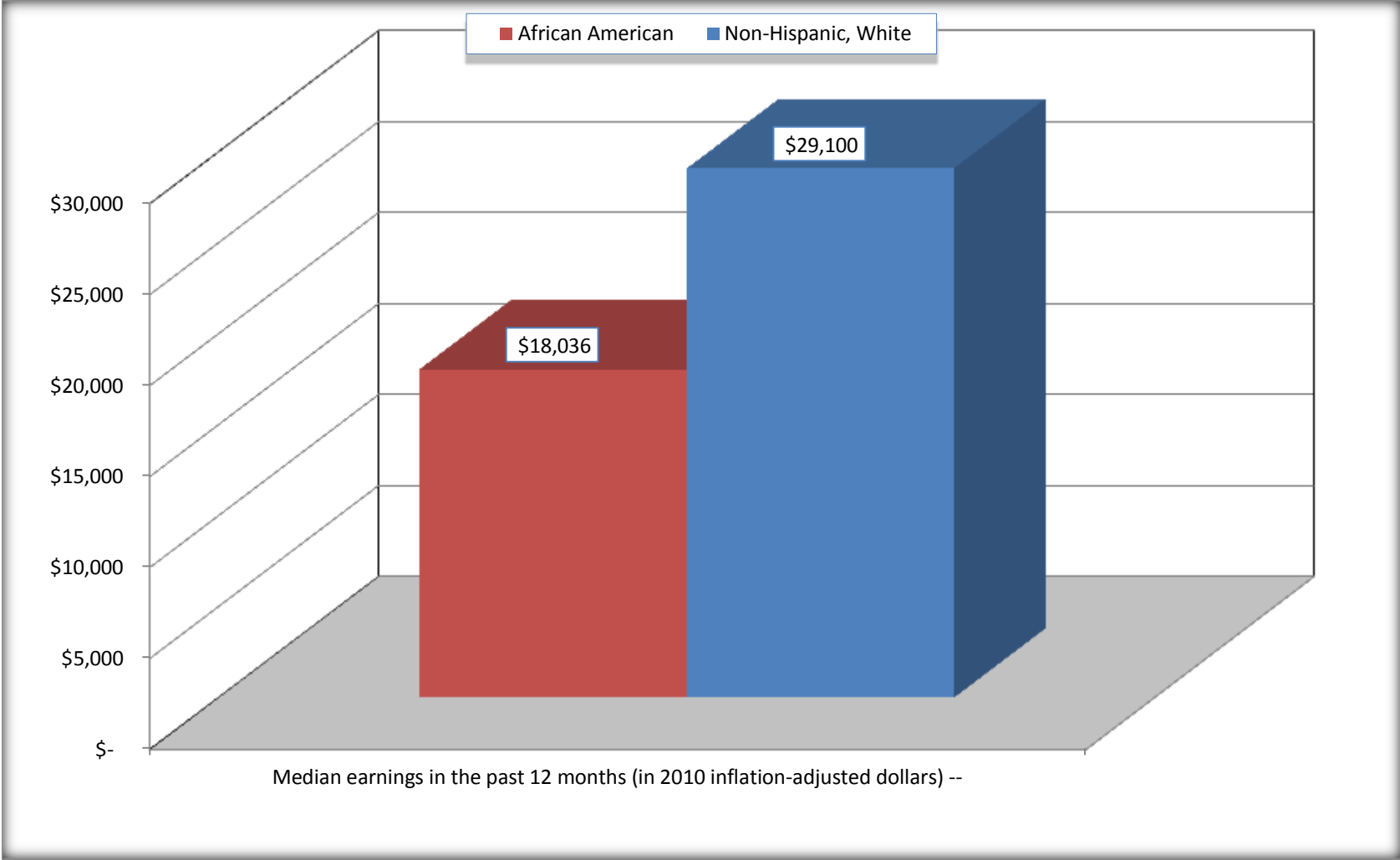
Source: U.S. Census Bureau, 2008-2012 American Community Survey

For information on confidentiality protection, sampling error, nonsampling error, and definitions, see Survey Methodology.

<http://www.census.gov/acs/www/UseData/index.htm>

Median earnings in the Past 12 Months (16 Years and Over with Earnings)

Jenkins County, Georgia



Source: B20017. MEDIAN EARNINGS IN THE PAST 12 MONTHS (IN 2010 INFLATION-ADJUSTED DOLLARS) BY SEX BY WORK EXPERIENCE IN THE PAST 12 MONTHS FOR THE POPULATION 16 YEARS AND OVER WITH EARNINGS IN THE PAST 12 MONTHS
Data Set: 2008-2012 American Community Survey 5-Year Estimates

B20005. SEX BY WORK EXPERIENCE IN THE PAST 12 MONTHS BY EARNINGS IN THE PAST 12 MONTHS (IN 2010 INFLATION-ADJUSTED DOLLARS) FOR THE POPULATION 16 YEARS AND OVER

Data Set: 2008-2012 American Community Survey 5-Year Estimates

	Jenkins County, Georgia					
	African American	Margin of Error (+/-)	% of AA Total	White, Not Hispanic	Margin of Error (+/-)	% of NHW Total
Total:	2,245	393	100.0%	3,718	398	100.0%
Worked full-time, year-round in the past 12 months:	553	NC	24.6%	1,289	NC	34.7%
No earnings	0	NC	0.0%	0	NC	0.0%
With earnings:	553	NC	24.6%	1,289	NC	34.7%
\$ 1 to \$ 9,999 or loss	14	NC	0.6%	49	NC	1.3%
\$ 10,000 to \$ 19,999	189	NC	8.4%	178	NC	4.8%
\$ 20,000 to \$ 29,999	149	NC	6.6%	231	NC	6.2%
\$ 30,000 to \$ 49,999	125	NC	5.6%	396	NC	10.7%
\$ 50,000 to \$ 74,999	29	NC	1.3%	226	NC	6.1%
\$ 75,000 or more	47	NC	2.1%	209	NC	5.6%
Other:	1,692	NC	75.4%	2,429	NC	65.3%
No earnings	1,107	NC	49.3%	1,726	NC	46.4%
With earnings: less than full time, year-round	585	NC	26.1%	703	NC	18.9%
Male:	777	209	34.6%	1,856	262	49.9%
Worked full-time, year-round in the past 12 months:	246	128	11.0%	737	172	19.8%
No earnings	0	19	0.0%	0	19	0.0%
With earnings:	246	128	11.0%	737	172	19.8%
\$ 1 to \$ 9,999 or loss	0	NC	0.0%	14	NC	0.4%
\$ 10,000 to \$ 19,999	105	NC	4.7%	67	NC	1.8%
\$ 20,000 to \$ 29,999	27	NC	1.2%	107	NC	2.9%
\$ 30,000 to \$ 49,999	73	NC	3.3%	210	NC	5.6%
\$ 50,000 to \$ 74,999	29	NC	1.3%	168	NC	4.5%
\$ 75,000 or more	12	NC	0.5%	171	NC	4.6%

	Jenkins County, Georgia					
	African American	Margin of Error (+/-)	% of AA Total	White, Not Hispanic	Margin of Error (+/-)	% of NHW Total
Other:	531	183	23.7%	1,119	221	30.1%
No earnings	335	134	14.9%	701	154	18.9%
With earnings:	196	123	8.7%	418	191	11.2%
Female:	1,468	255	65.4%	1,862	228	50.1%
Worked full-time, year-round in the past 12 months:	307	112	13.7%	552	152	14.8%
No earnings	0	19	0.0%	0	19	0.0%
With earnings:	307	112	13.7%	552	152	14.8%
\$ 1 to \$ 9,999 or loss	14	NC	0.6%	35	NC	0.9%
\$ 10,000 to \$ 19,999	84	NC	3.7%	111	NC	3.0%
\$ 20,000 to \$ 29,999	122	NC	5.4%	124	NC	3.3%
\$ 30,000 to \$ 49,999	52	NC	2.3%	186	NC	5.0%
\$ 50,000 to \$ 74,999	0	NC	0.0%	58	NC	1.6%
\$ 75,000 or more	35	NC	1.6%	38	NC	1.0%
Other:	1,161	218	51.7%	1,310	197	35.2%
No earnings	772	193	34.4%	1,025	210	27.6%
With earnings:	389	178	17.3%	285	116	7.7%

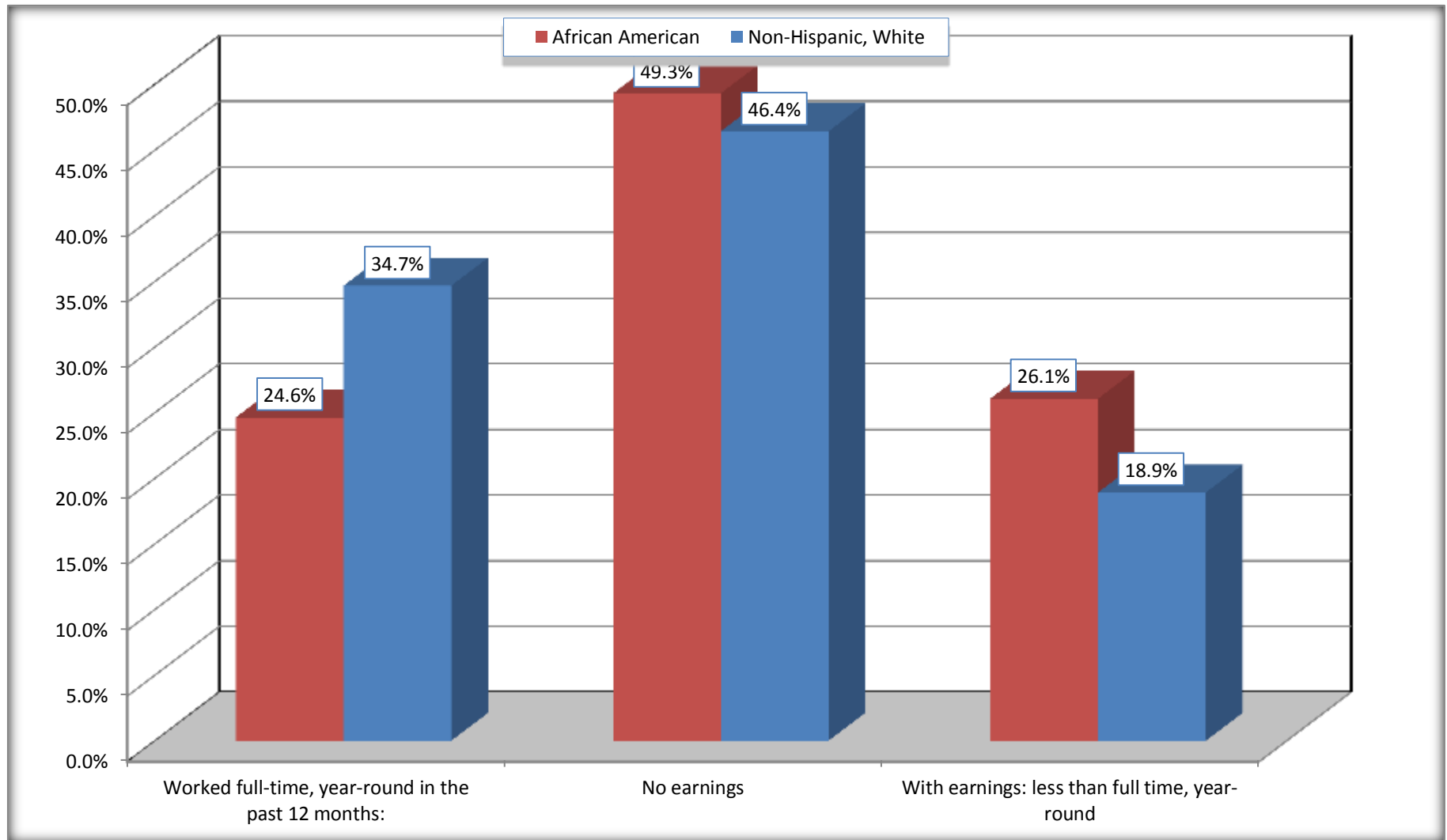
Source: U.S. Census Bureau, 2008-2012 American Community Survey

For information on confidentiality protection, sampling error, nonsampling error, and definitions, see Survey Methodology.

<http://www.census.gov/acs/www/UseData/index.htm>

Employment and Earnings in in the Past 12 Months (16 Years and Over)

Jenkins County, Georgia



Source: B20005. SEX BY WORK EXPERIENCE IN THE PAST 12 MONTHS BY EARNINGS IN THE PAST 12 MONTHS (IN 2010 INFLATION-ADJUSTED DOLLARS) FOR THE POPULATION 16 YEARS AND OVER

Data Set: 2008-2012 American Community Survey 5-Year Estimates

C21001. SEX BY AGE BY VETERAN STATUS FOR THE CIVILIAN POPULATION 18 YEARS AND OVER

Data Set: 2008-2012 American Community Survey 5-Year Estimates

	Jenkins County, Georgia					
	African American	Margin of Error (+/-)	% of AA Total	White, Not Hispanic	Margin of Error (+/-)	% of NHW Total
Total:	2,132	392	100.0%	3,626	386	100.0%
Veteran	54	NC	2.5%	445	NC	12.3%
Nonveteran	2,078	NC	97.5%	3,181	NC	87.7%
Male:	747	203	35.0%	1,823	260	50.3%
18 to 64 years:	623	196	29.2%	1,415	244	39.0%
Veteran	35	41	1.6%	149	87	4.1%
Nonveteran	588	189	27.6%	1,266	232	34.9%
65 years and over:	124	70	5.8%	408	121	11.3%
Veteran	19	25	0.9%	241	105	6.6%
Nonveteran	105	64	4.9%	167	76	4.6%
Female:	1,385	270	65.0%	1,803	219	49.7%
18 to 64 years:	1,156	250	54.2%	1,224	185	33.8%
Veteran	0	19	0.0%	41	48	1.1%
Nonveteran	1,156	250	54.2%	1,183	182	32.6%
65 years and over:	229	104	10.7%	579	134	16.0%
Veteran	0	19	0.0%	14	21	0.4%
Nonveteran	229	104	10.7%	565	133	15.6%

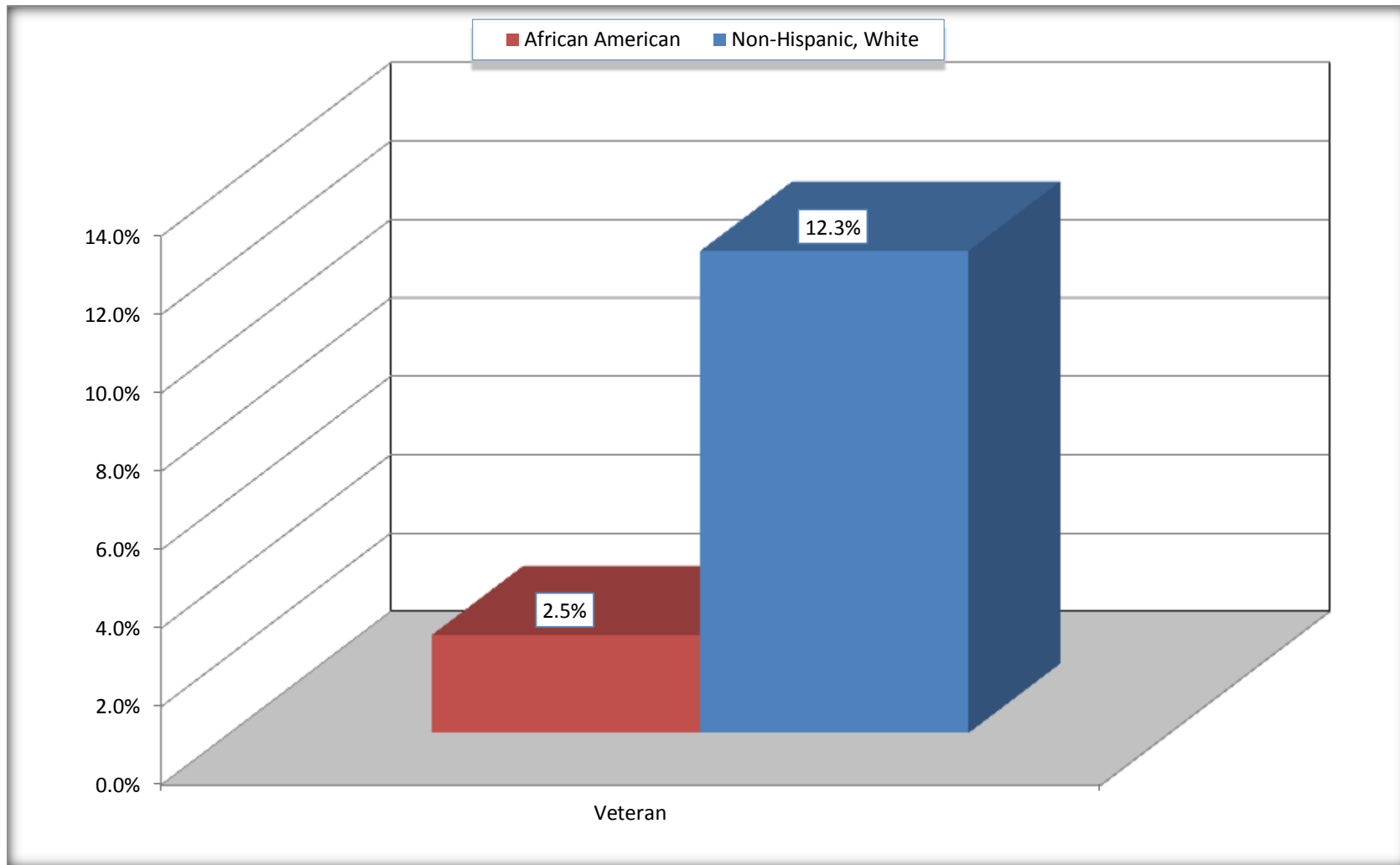
Source: U.S. Census Bureau, 2008-2012 American Community Survey

For information on confidentiality protection, sampling error, nonsampling error, and definitions, see Survey Methodology.

<http://www.census.gov/acs/www/UseData/index.htm>

Veterans in the Civilian Population 18 Years and Over

Jenkins County, Georgia



Source: C21001. SEX BY AGE BY VETERAN STATUS FOR THE CIVILIAN POPULATION 18 YEARS AND OVER
Data Set: 2008-2012 American Community Survey 5-Year Estimates

B22005. RECEIPT OF FOOD STAMPS/SNAP IN THE PAST 12 MONTHS BY RACE OF HOUSEHOLDER

Data Set: 2008-2012 American Community Survey 5-Year Estimates

	Jenkins County, Georgia					
	African American	Margin of Error (+/-)	% of AA Total	White, Not Hispanic	Margin of Error (+/-)	% of NHW Total
Total:	1,071	224	100.0%	1,843	217	100.0%
HH received Food Stamps/SNAP in the past 12 months	295	107	27.5%	335	115	18.2%
HH did not receive Food Stamps/SNAP in the past 12 months	776	189	72.5%	1,508	226	81.8%

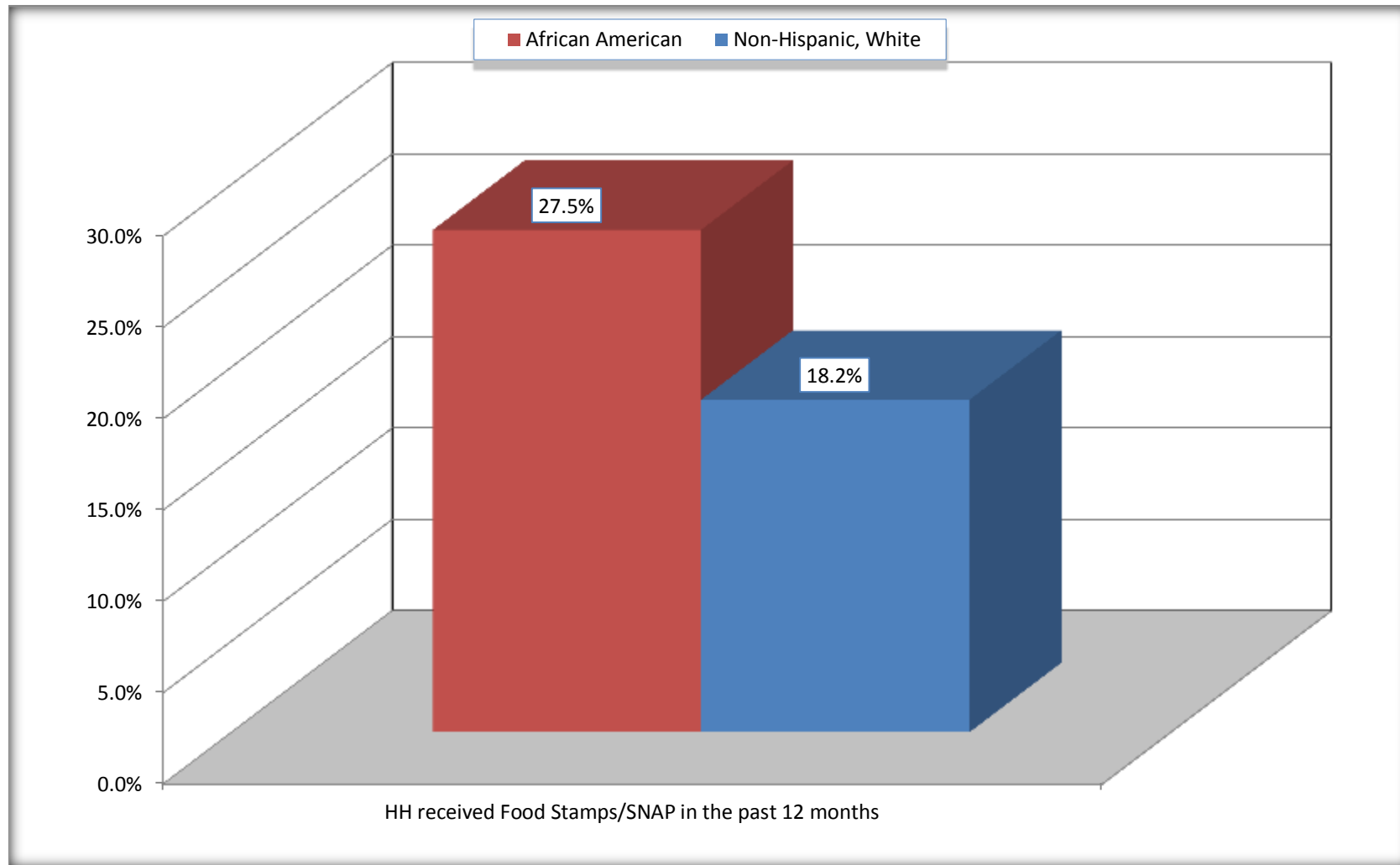
Source: U.S. Census Bureau, 2008-2012 American Community Survey

For information on confidentiality protection, sampling error, nonsampling error, and definitions, see Survey Methodology.

<http://www.census.gov/acs/www/UseData/index.htm>

Receipt of Food Stamps/SNAP in the Past 12 Months by Household

Jenkins County, Georgia



Source: B22005. RECEIPT OF FOOD STAMPS/SNAP IN THE PAST 12 MONTHS BY RACE OF HOUSEHOLDER
Data Set: 2008-2012 American Community Survey 5-Year Estimates

C23002. SEX BY AGE BY EMPLOYMENT STATUS FOR THE POPULATION 16 YEARS AND OVER

Data Set: 2008-2012 American Community Survey 5-Year Estimates

	Jenkins County, Georgia					
	African American	Margin of Error (+/-)	% of AA Total	White, Not Hispanic	Margin of Error (+/-)	% of NHW Total
Total:	2,245	393	100.0%	3,718	398	100.0%
In labor force:	1,142	NC	50.9%	1,993	NC	53.6%
In Armed Forces	0	NC	0.0%	0	NC	0.0%
Civilian:	1,101	NC	49.0%	1,937	NC	52.1%
Employed	914	NC	40.7%	1,723	NC	46.3%
Unemployed	228	NC	10.2%	270	NC	7.3%
Not in labor force	1,103	NC	49.1%	1,725	NC	46.4%
Male:	777	209	34.6%	1,856	262	49.9%
16 to 64 years:	653	203	29.1%	1,448	244	38.9%
In labor force:	411	158	18.3%	1,101	218	29.6%
In Armed Forces	0	19	0.0%	0	19	0.0%
Civilian:	411	158	18.3%	1,101	218	29.6%
Employed	325	153	14.5%	947	231	25.5%
Unemployed	86	67	3.8%	154	148	4.1%
Not in labor force	242	109	10.8%	347	140	9.3%
65 years and over:	124	70	5.5%	408	121	11.0%
In labor force:	14	22	0.6%	48	36	1.3%
Employed	14	22	0.6%	48	36	1.3%
Unemployed	0	19	0.0%	0	19	0.0%
Not in labor force	110	66	4.9%	360	113	9.7%

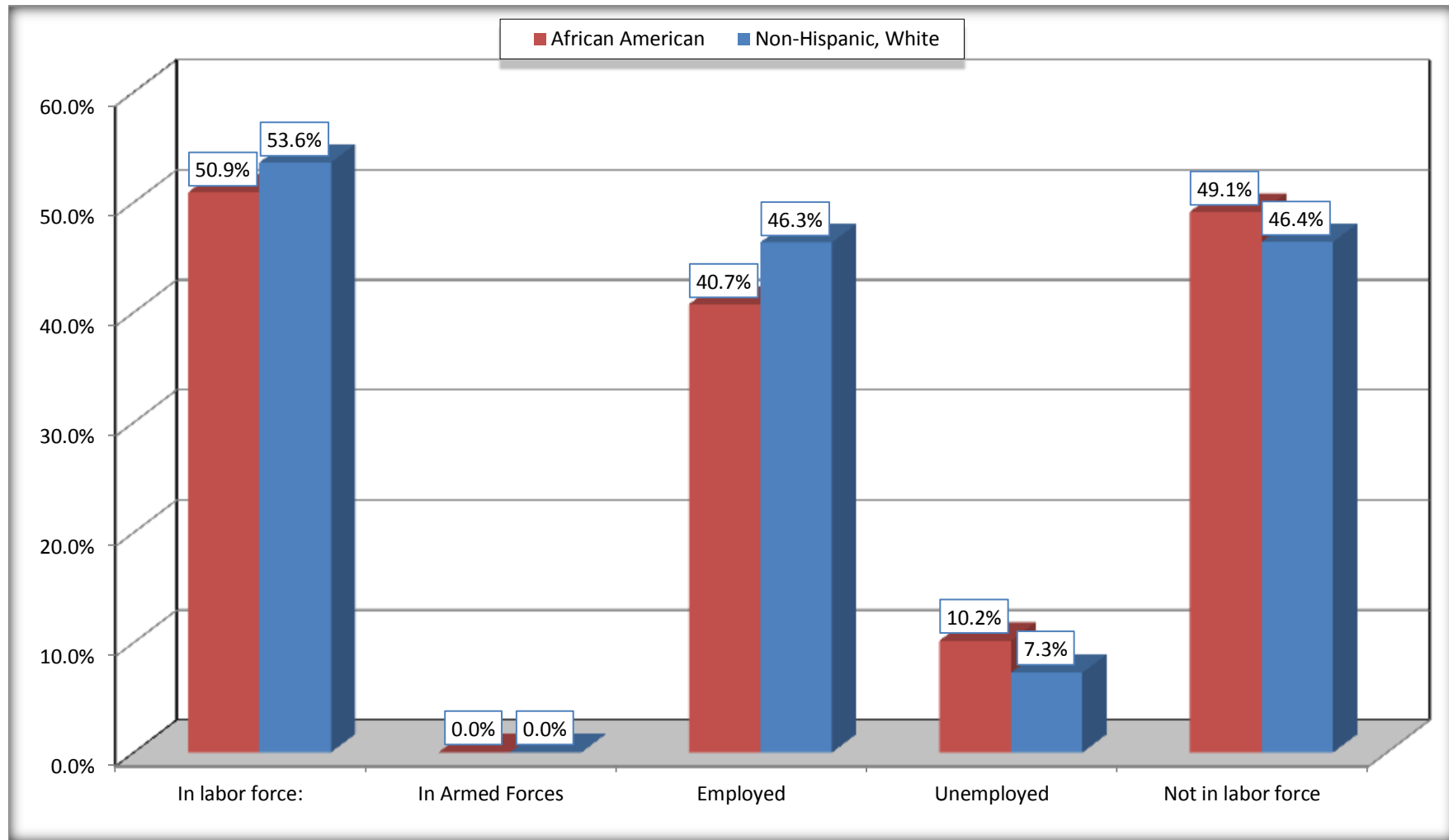
	Jenkins County, Georgia					
	African American	Margin of Error (+/-)	% of AA Total	White, Not Hispanic	Margin of Error (+/-)	% of NHW Total
Female:	1,468	255	65.4%	1,862	228	50.1%
16 to 64 years:	1,239	242	55.2%	1,283	197	34.5%
In labor force:	690	193	30.7%	836	179	22.5%
In Armed Forces	0	19	0.0%	0	19	0.0%
Civilian:	690	193	30.7%	836	179	22.5%
Employed	548	144	24.4%	720	166	19.4%
Unemployed	142	97	6.3%	116	96	3.1%
Not in labor force	549	174	24.5%	447	146	12.0%
65 years and over:	229	104	10.2%	579	134	15.6%
In labor force:	27	33	1.2%	8	12	0.2%
Employed	27	33	1.2%	8	12	0.2%
Unemployed	0	19	0.0%	0	19	0.0%
Not in labor force	202	102	9.0%	571	135	15.4%

Source: U.S. Census Bureau, 2008-2012 American Community Survey

For information on confidentiality protection, sampling error, nonsampling error, and definitions, see Survey Methodology.
<http://www.census.gov/acs/www/UseData/index.htm>

Employment Status for the Population 16 years and over

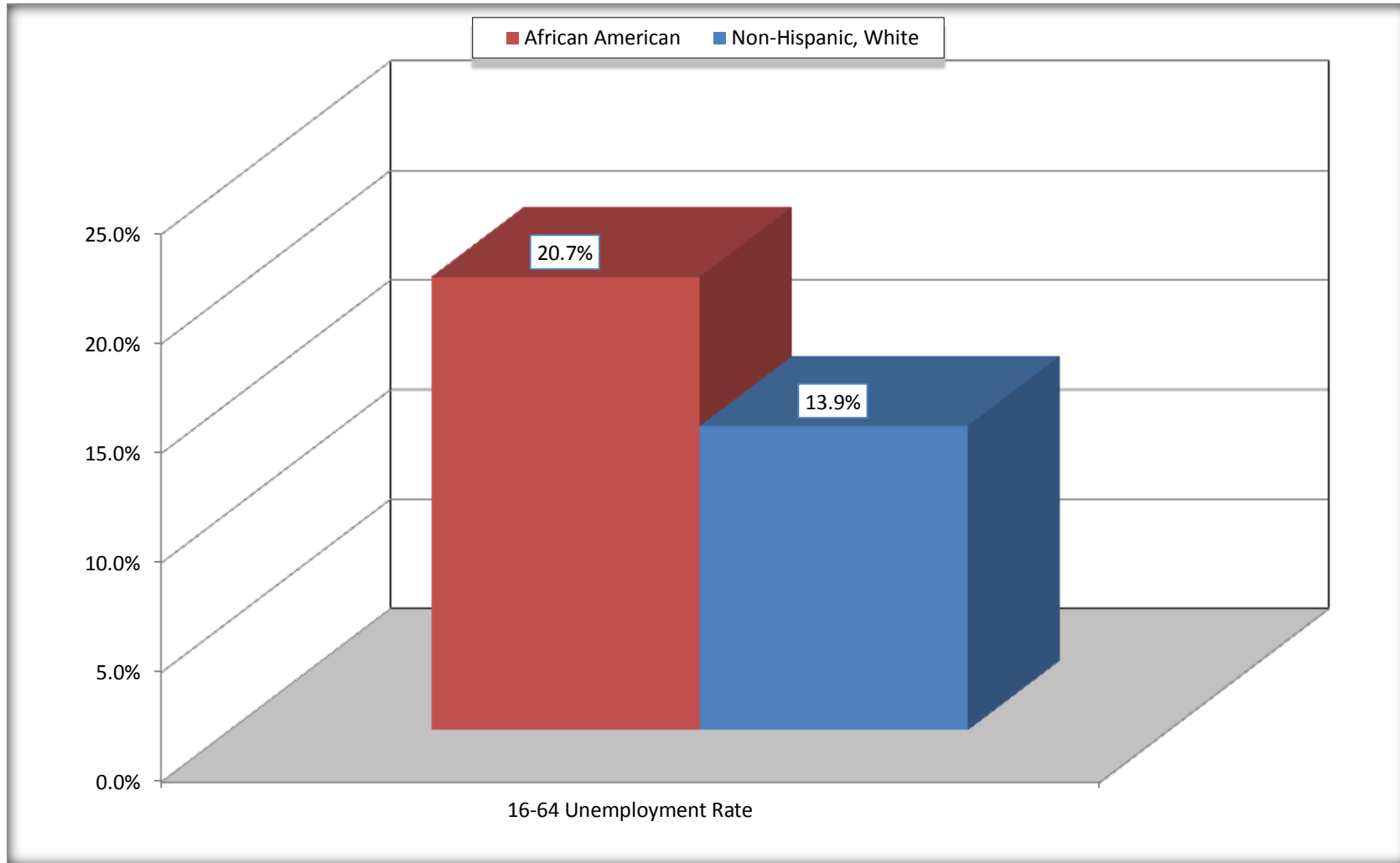
Jenkins County, Georgia



Source: C23002. SEX BY AGE BY EMPLOYMENT STATUS FOR THE POPULATION 16 YEARS AND OVER
Data Set: 2008-2012 American Community Survey 5-Year Estimates

Unemployment of Working Age Population (Ages 16 to 64) (As a Percent of 16-64 Civilian Labor Force)

Jenkins County, Georgia



Source: C23002. SEX BY AGE BY EMPLOYMENT STATUS FOR THE POPULATION 16 YEARS AND OVER
Data Set: 2008-2012 American Community Survey 5-Year Estimates

C24010. SEX BY OCCUPATION FOR THE CIVILIAN EMPLOYED POPULATION 16 YEARS AND OVER

Data Set: 2008-2012 American Community Survey 5-Year Estimates

	Jenkins County, Georgia					
	African American	Margin of Error (+/-)	% of AA Total	White, Not Hispanic	Margin of Error (+/-)	% of NHW Total
Total:	914	236	100.0%	1,723	293	100.0%
Management, professional, and related occupations	149	NC	16.3%	570	NC	33.1%
Service occupations	220	NC	24.1%	237	NC	13.8%
Sales and office occupations	254	NC	27.8%	454	NC	26.3%
Natural resources, construction, and maintenance occupations:	88	NC	9.6%	207	NC	12.0%
Production, transportation, and material moving occupations	203	NC	22.2%	255	NC	14.8%
Male:	339	151	37.1%	995	235	57.7%
Management, business, science, and arts occupations:	49	55	5.4%	238	107	13.8%
Service occupations	78	69	8.5%	132	102	7.7%
Sales and office occupations	29	46	3.2%	225	116	13.1%
Natural resources, construction, and maintenance occupations:	73	85	8.0%	188	89	10.9%
Production, transportation, and material moving occupations	110	89	12.0%	212	107	12.3%
Female:	575	151	62.9%	728	164	42.3%
Management, professional, and related occupations	100	73	10.9%	332	122	19.3%
Service occupations	142	86	15.5%	105	68	6.1%
Sales and office occupations	225	133	24.6%	229	117	13.3%
Natural resources, construction, and maintenance occupations:	15	25	1.6%	19	31	1.1%
Production, transportation, and material moving occupations	93	82	10.2%	43	45	2.5%

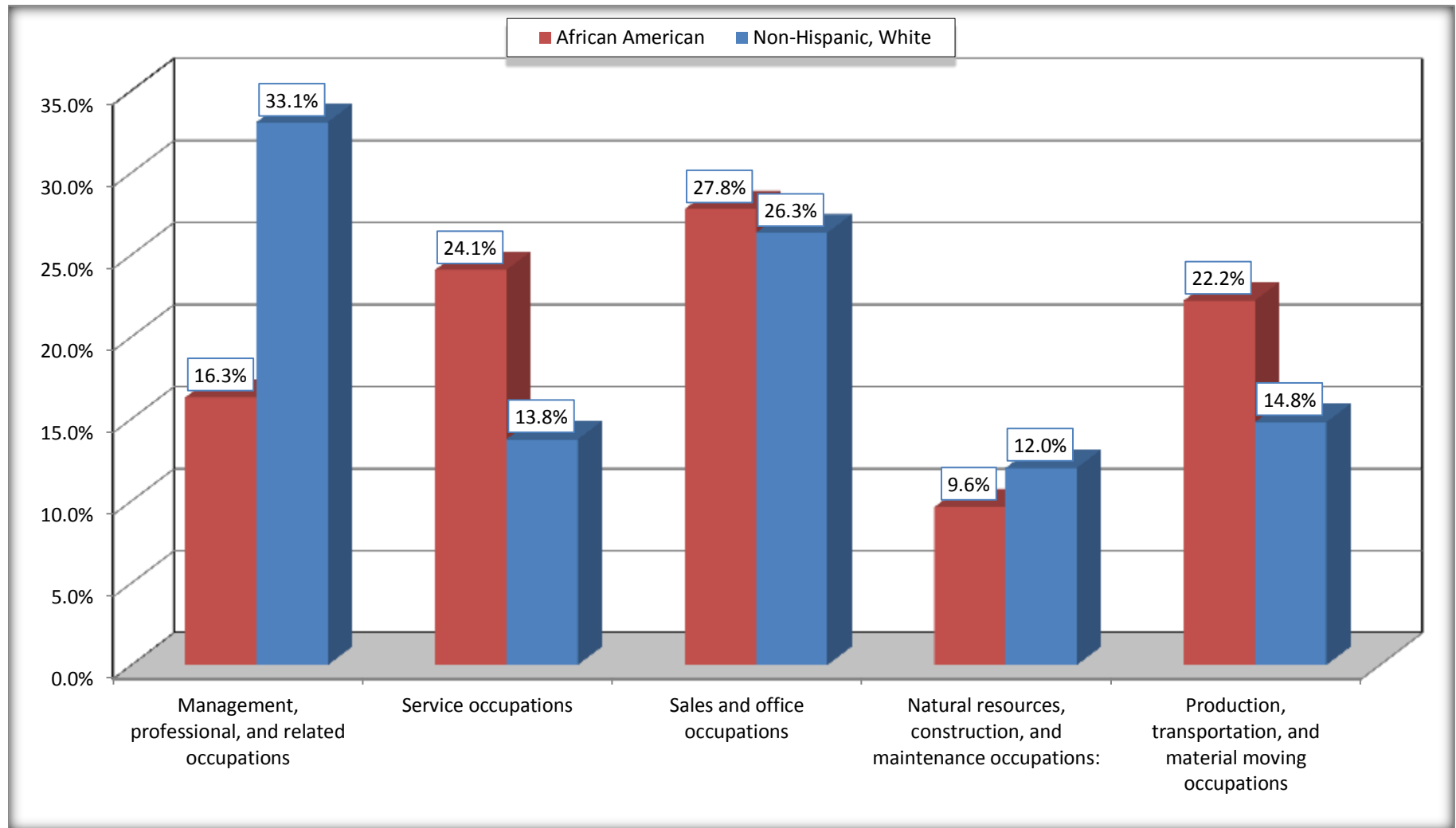
Source: U.S. Census Bureau, 2008-2012 American Community Survey

For information on confidentiality protection, sampling error, nonsampling error, and definitions, see Survey Methodology.

<http://www.census.gov/acs/www/UseData/index.htm>

Occupation for the Civilian Employed 16 Years and Over Population

Jenkins County, Georgia



Source: C24010. SEX BY OCCUPATION FOR THE CIVILIAN EMPLOYED POPULATION 16 YEARS AND OVER
Data Set: 2008-2012 American Community Survey 5-Year Estimates

B25003. TENURE - Universe: OCCUPIED HOUSING UNITS

Data Set: 2008-2012 American Community Survey 5-Year Estimates

	Jenkins County, Georgia					
	African American	Margin of Error (+/-)	% of AA Total	White, Not Hispanic	Margin of Error (+/-)	% of NHW Total
Total:	1,071	224	100.0%	1,843	217	100.0%
Owner occupied	692	193	64.6%	1,568	239	85.1%
Renter occupied	379	140	35.4%	275	100	14.9%

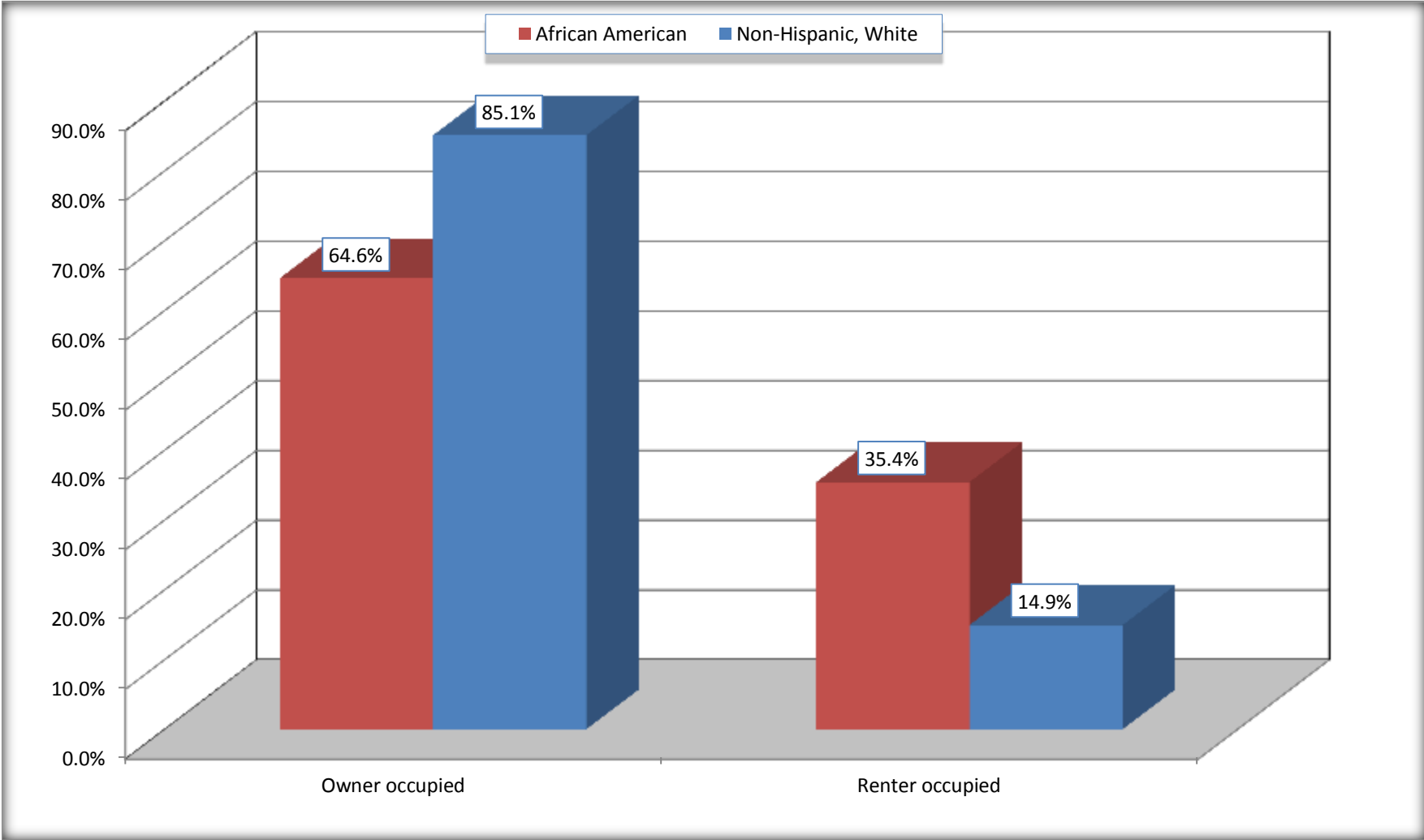
Source: U.S. Census Bureau, 2008-2012 American Community Survey

For information on confidentiality protection, sampling error, nonsampling error, and definitions, see Survey Methodology.

<http://www.census.gov/acs/www/UseData/index.h>

Home Owners and Renters by Household

Jenkins County, Georgia



Source: B25003. TENURE - Universe: OCCUPIED HOUSING UNITS
Data Set: 2008-2012 American Community Survey 5-Year Estimates

B25014. OCCUPANTS PER ROOM - Universe: OCCUPIED HOUSING UNITS

Data Set: 2008-2012 American Community Survey 5-Year Estimates

	Jenkins County, Georgia					
	African American	Margin of Error (+/-)	% of AA Total	White, Not Hispanic	Margin of Error (+/-)	% of NHW Total
Total:	1,071	224	100.0%	1,843	217	100.0%
1.00 or less occupants per room	1,016	238	94.9%	1,770	235	96.0%
1.01 or more occupants per room	55	66	5.1%	73	53	4.0%

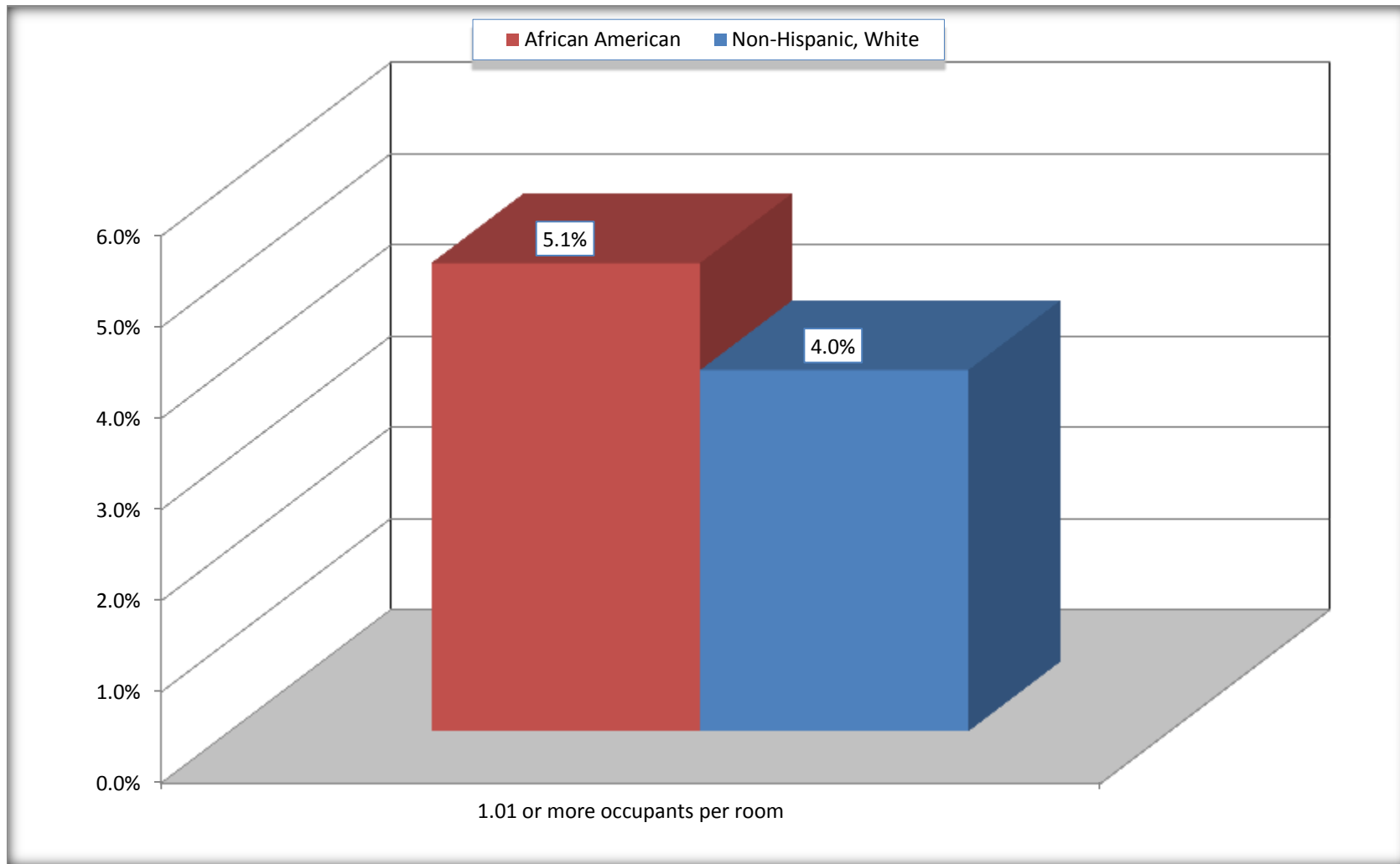
Source: U.S. Census Bureau, 2008-2012 American Community Survey

For information on confidentiality protection, sampling error, nonsampling error, and definitions, see Survey Methodology.

<http://www.census.gov/acs/www/UseData/index.ht>

More than One Person per Room (Crowding) by Household

Jenkins County, Georgia



Source: B25014. OCCUPANTS PER ROOM - Universe: OCCUPIED HOUSING UNITS
Data Set: 2008-2012 American Community Survey 5-Year Estimates

B18101. AGE BY DISABILITY STATUS

Data Set: 2008-2012 American Community Survey 5-Year Estimates

	Jenkins County, Georgia					
	African American	Margin of Error (+/-)	% of AA Total	White, Not Hispanic	Margin of Error (+/-)	% of NHW Total
Total:	2,963	509	100.0%	4,593	500	100.0%
Under 18 years:	896	297	30.2%	1,010	40	22.0%
With a disability	39	44	1.3%	14	21	0.3%
No disability	857	296	28.9%	996	258	21.7%
18 to 64 years:	1,744	352	58.9%	2,625	360	57.2%
With a disability	453	160	15.3%	453	250	9.9%
No disability	1,291	287	43.6%	2,172	324	47.3%
65 years and over:	323	143	10.9%	958	208	20.9%
With a disability	74	52	2.5%	474	151	10.3%
No disability	249	135	8.4%	484	159	10.5%

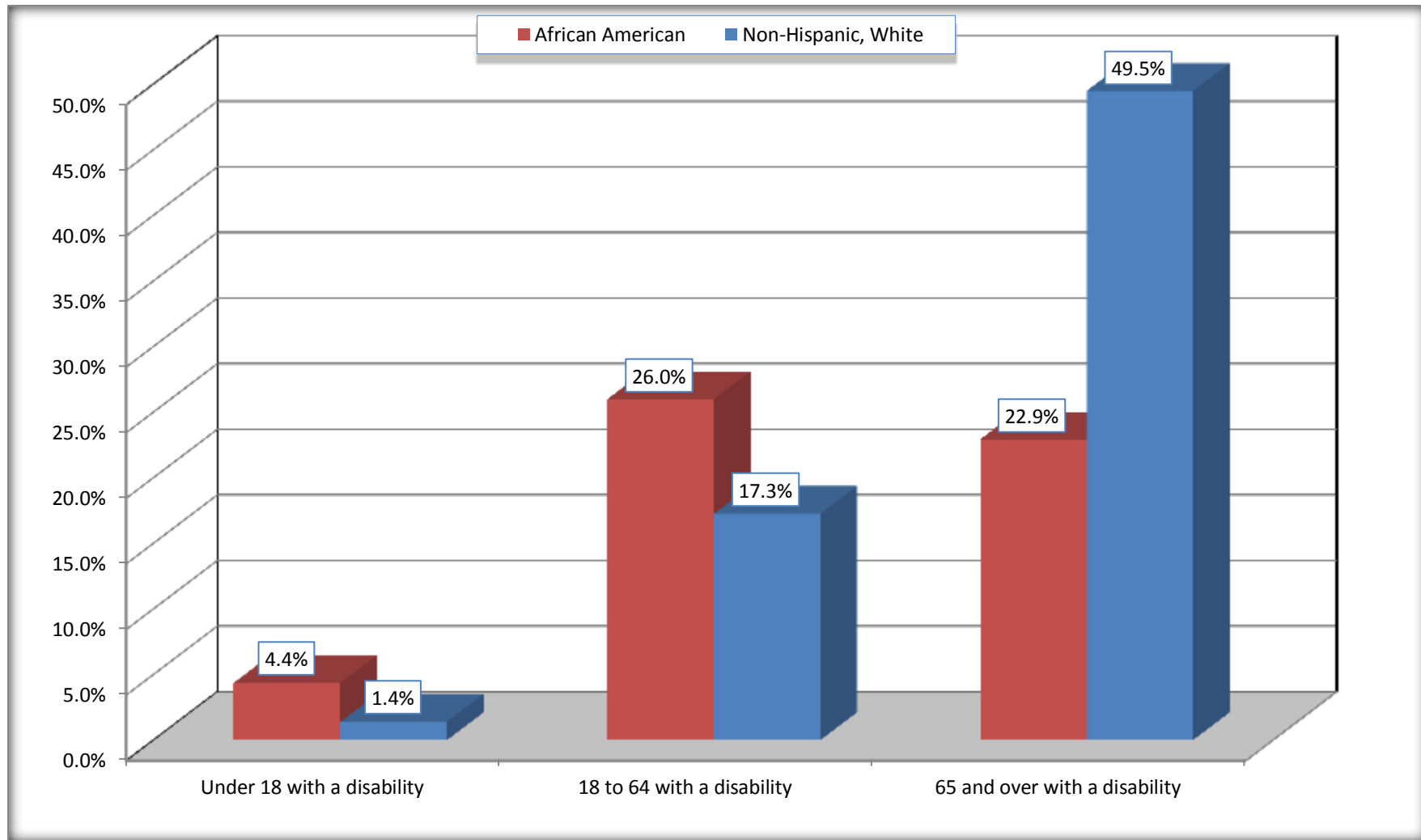
Source: U.S. Census Bureau, 2008-2012 American Community Survey

For information on confidentiality protection, sampling error, nonsampling error, and definitions, see Survey Methodology.

<http://www.census.gov/acs/www/UseData/index.htm>

Disability by Age

Jenkins County, Georgia



Source: B18101. AGE BY DISABILITY STATUS
Data Set: 2008-2012 American Community Survey 5-Year Estimates

C27001B. HEALTH INSURANCE COVERAGE STATUS BY AGE

Data Set: 2008-2012 American Community Survey 5-Year Estimates

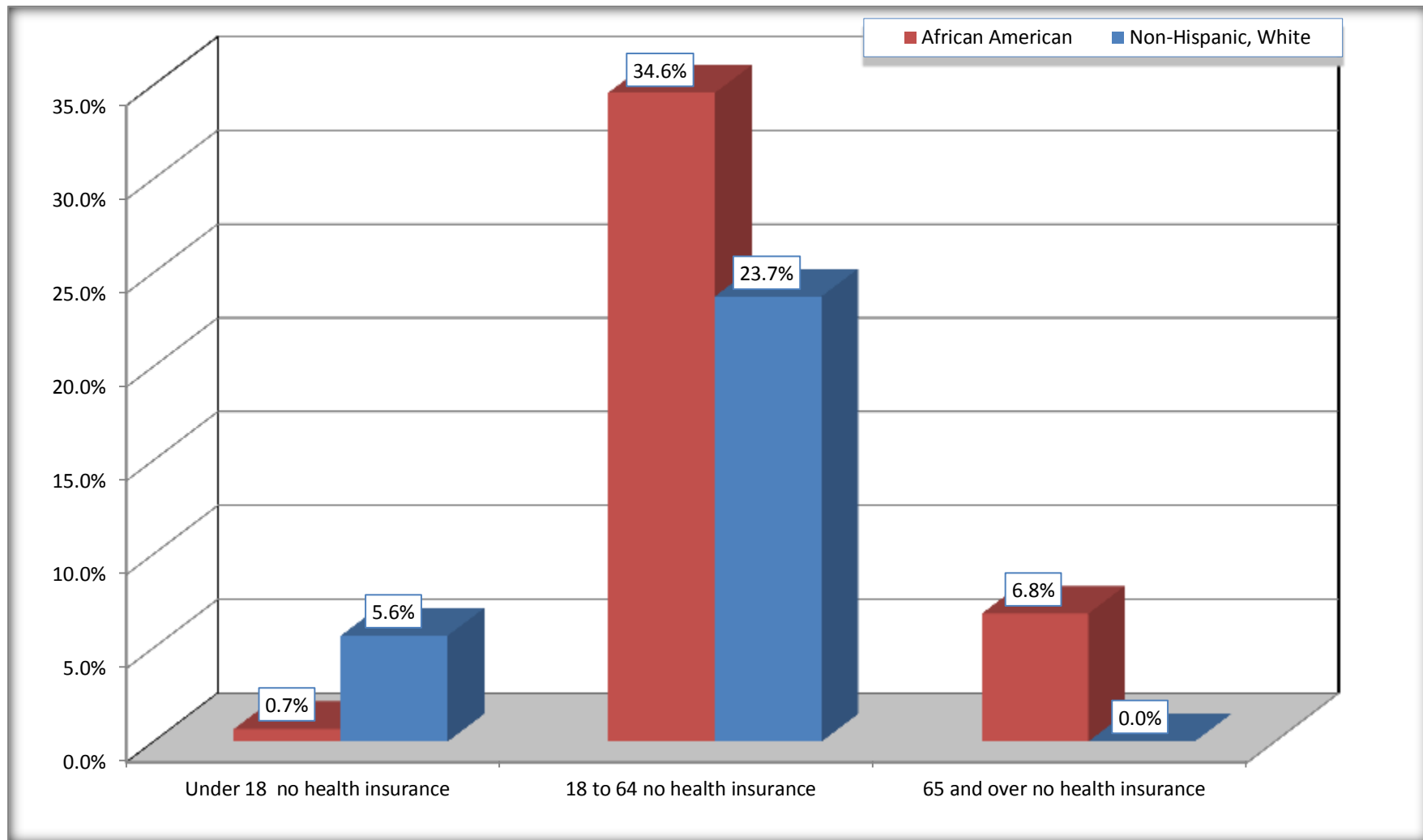
	Jenkins County, Georgia					
	African American	Margin of Error (+/-)	% of AA Total	White, Not Hispanic	Margin of Error (+/-)	% of NHW Total
Total:	2,963	509	100.0%	4,593	500	100.0%
Under 18 years:	896	297	30.2%	1,010	259	22.0%
With health insurance coverage	890	297	30.0%	953	264	20.7%
No health insurance coverage	6	13	0.2%	57	53	1.2%
18 to 64 years:	1,744	352	58.9%	2,625	360	57.2%
With health insurance coverage	1,141	287	38.5%	2,002	357	43.6%
No health insurance coverage	603	180	20.4%	623	239	13.6%
65 years and over:	323	143	10.9%	958	208	20.9%
With health insurance coverage	301	139	10.2%	958	208	20.9%
No health insurance coverage	22	38	0.7%	0	19	0.0%

Source: U.S. Census Bureau, 2008-2012 American Community Survey

For information on confidentiality protection, sampling error, nonsampling error, and definitions, see Survey Methodology.

<http://www.census.gov/acs/www/UseData/index.htm>

Lack of Health Insurance Coverage by Age Jenkins County, Georgia



Source: C27001B. HEALTH INSURANCE COVERAGE STATUS BY AGE
Data Set: 2008-2012 American Community Survey 5-Year Estimates