

Selected Socio-Economic Data

West Samoset CDP, Florida

African American and White, Not Hispanic

Data Set: 2008-2012 American Community Survey 5-Year Estimates

www.fairvote2020.org

www.fairdata2000.com

[29-Dec-13](#)

C02003.DETAILED RACE - Universe: TOTAL POPULATION

Data Set: 2008-2012 American Community Survey 5-Year Estimates

	West Samoset CDP, Florida		
	Population	Margin of Error (+/-)	% of Total
Total:	6,203	931	100.0%
Population of one race:	6,167	930	99.4%
White	3,080	760	49.7%
Black or African American	1,389	534	22.4%
American Indian and Alaska Native	142	227	2.3%
Asian alone	0	19	0.0%
Native Hawaiian and Other Pacific Islander	0	19	0.0%
Some other race	1,556	730	25.1%
Population of two or more races:	36	36	0.6%
Two races including Some other race	0	19	0.0%
Two races excluding Some other race, and three or more races	36	36	0.6%
Population of two races:	36	36	0.6%
White; Black or African American	36	36	0.6%
White; American Indian and Alaska Native	0	19	0.0%
White; Asian	0	19	0.0%
Black or African American; American Indian and Alaska Native	0	19	0.0%
All other two race combinations	0	19	0.0%
Population of three races	0	19	0.0%
Population of four or more races	0	19	0.0%

Note: Hispanics may be of any race. See Table B03002 and chart.

Source: U.S. Census Bureau, 2008-2012 American Community Survey

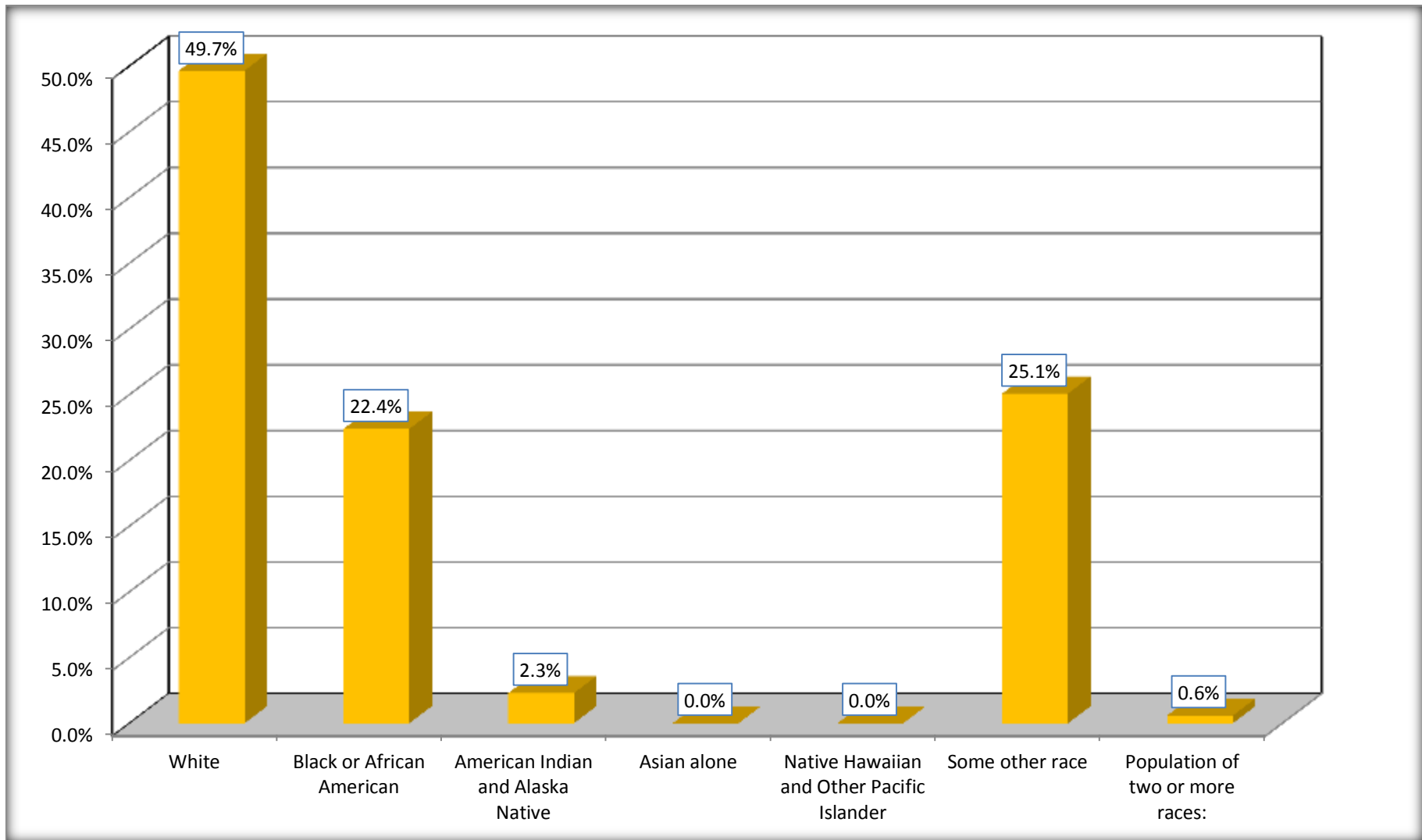
Although the American Community Survey (ACS) produces population, demographic and housing unit estimates, it is the Census Bureau's Population Estimates Program that produces and disseminates the official estimates of the population for the nation, states, counties, cities and towns and estimates of housing units for states and counties.

For information on confidentiality protection, sampling error, nonsampling error, and definitions, see Survey Methodology.

<http://www.census.gov/acs/www/UseData/index.htm>

Population by Race

West Samoset CDP, Florida



Source: C02003.DETAILED RACE - Universe: TOTAL POPULATION
Data Set: 2008-2012 American Community Survey 5-Year Estimates

B03002. HISPANIC OR LATINO ORIGIN BY RACE - Universe: TOTAL POPULATION

Data Set: 2008-2012 American Community Survey 5-Year Estimates

	West Samoset CDP, Florida		
	Population	Margin of Error (+/-)	% of Total
Total:	6,203	931	100.0%
Not Hispanic or Latino:	2,416	567	38.9%
White alone	988	249	15.9%
Black or African American alone	1,353	542	21.8%
American Indian and Alaska Native alone	0	19	0.0%
Asian alone	0	19	0.0%
Native Hawaiian and Other Pacific Islander alone	0	19	0.0%
Some other race alone	39	51	0.6%
Two or more races:	36	36	0.6%
Two races including Some other race	0	19	0.0%
Two races excluding Some other race, and three or more races	36	36	0.6%
Hispanic or Latino	3,787	972	61.1%

Source: U.S. Census Bureau, 2008-2012 American Community Survey

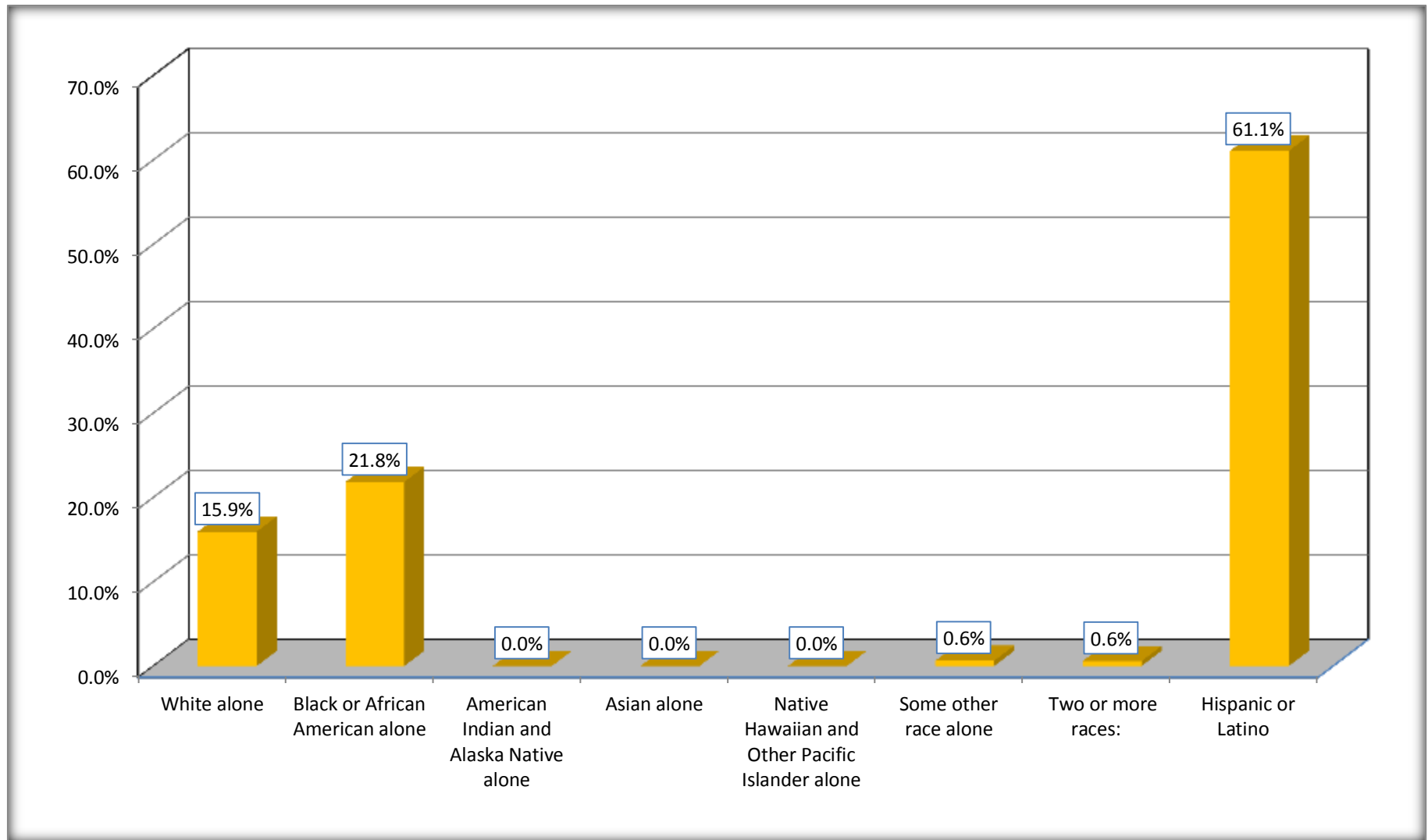
Although the American Community Survey (ACS) produces population, demographic and housing unit estimates, it is the Census Bureau's Population Estimates Program that produces and disseminates the official estimates of the population for the nation, states, counties, cities and towns and estimates of housing units for states and counties.

For information on confidentiality protection, sampling error, nonsampling error, and definitions, see Survey Methodology.

<http://www.census.gov/acs/www/UseData/index.htm>

Non-Hispanic by Race and Hispanic Population

West Samoset CDP, Florida



Source: B03002. HISPANIC OR LATINO ORIGIN BY RACE - Universe: TOTAL POPULATION
Data Set: 2008-2012 American Community Survey 5-Year Estimates

B03002. HISPANIC OR LATINO ORIGIN BY RACE

Data Set: 2008-2012 American Community Survey 5-Year Estimates

	West Samoset CDP, Florida		
	Population	Margin of Error (+/-)	% of Total
Hispanic or Latino:	3,787	972	100.0%
White alone	2,092	714	55.2%
Black or African American alone	36	45	1.0%
American Indian and Alaska Native alone	142	227	3.7%
Asian alone	0	19	0.0%
Native Hawaiian and Other Pacific Islander alone	0	19	0.0%
Some other race alone	1,517	726	40.1%
Two or more races:	0	19	0.0%
Two races including Some other race	0	19	0.0%
Two races excluding Some other race, and three or more races	0	19	0.0%

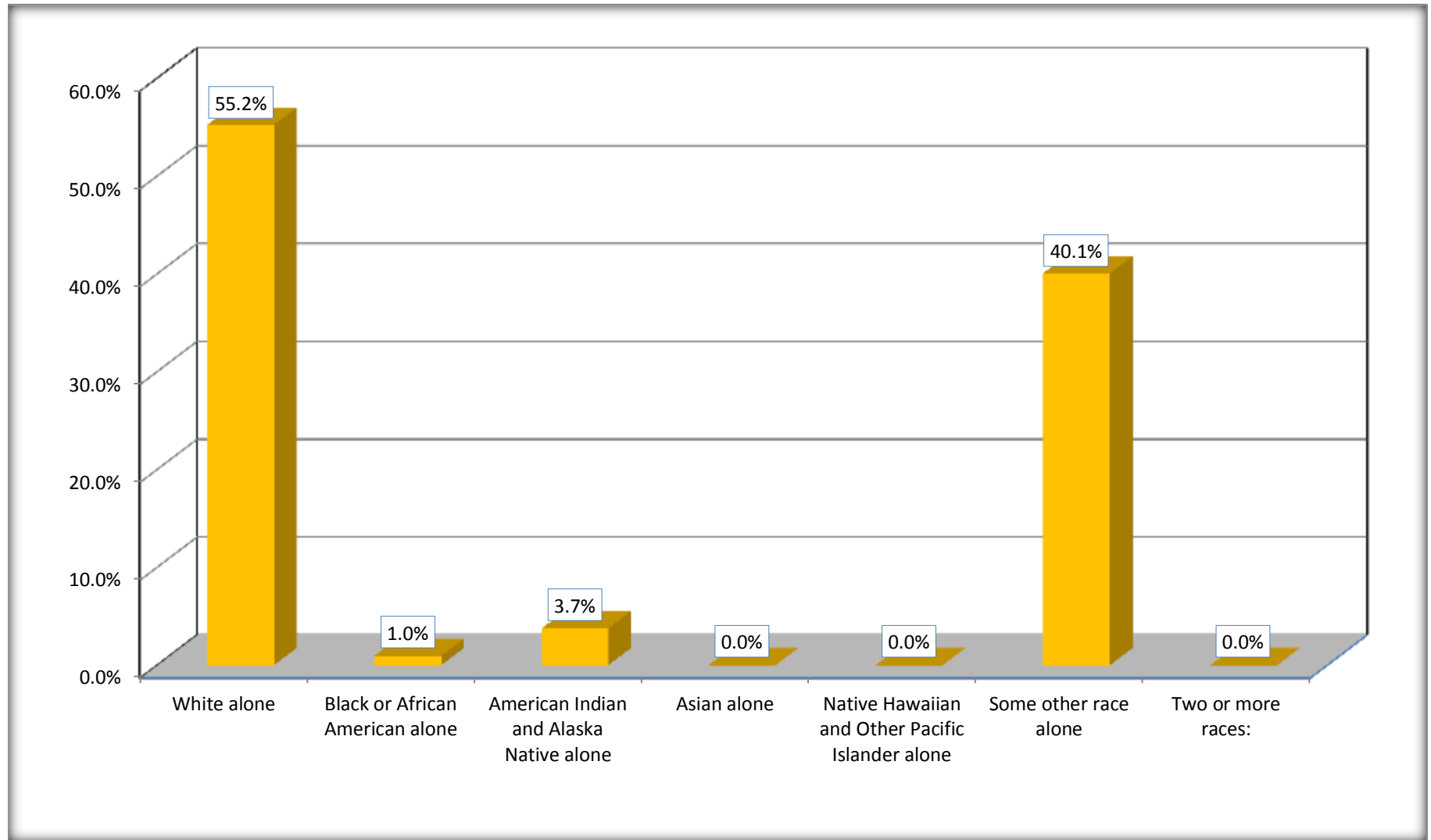
Source: U.S. Census Bureau, 2008-2012 American Community Survey

Although the American Community Survey (ACS) produces population, demographic and housing unit estimates, it is the Census Bureau's Population Estimates Program that produces and disseminates the official estimates of the population for the nation, states, counties, cities and towns and estimates of housing units for states and counties.

For information on confidentiality protection, sampling error, nonsampling error, and definitions, see Survey Methodology.

<http://www.census.gov/acs/www/UseData/index.htm>

Hispanic or Latino Origin by Race West Samoset CDP, Florida



Source: B03002. HISPANIC OR LATINO ORIGIN BY RACE
Data Set: 2008-2012 American Community Survey 5-Year Estimates

B01001. SEX BY AGE

Data Set: 2008-2012 American Community Survey 5-Year Estimates

	West Samoset CDP, Florida					
	African American	Margin of Error (+/-)	% of AA Total	White, Not Hispanic	Margin of Error (+/-)	% of NHW Total
Total:	1,389	534	100.0%	988	249	100.0%
Under 18 years	463	NC	33.3%	79	NC	8.0%
18 to 64 years	912	NC	65.7%	479	NC	48.5%
65 years and over	14	NC	1.0%	430	NC	43.5%
Male:	640	335	46.1%	480	389	48.6%
Under 18 years	246	NC	17.7%	38	NC	3.8%
18 to 64 years	380	NC	27.4%	268	NC	27.1%
65 years and over	14	NC	1.0%	174	NC	17.6%
Female:	749	261	53.9%	508	412	51.4%
Under 18 years	217	NC	15.6%	41	NC	4.1%
18 to 64 years	532	NC	38.3%	211	NC	21.4%
65 years and over	0	NC	0.0%	256	NC	25.9%

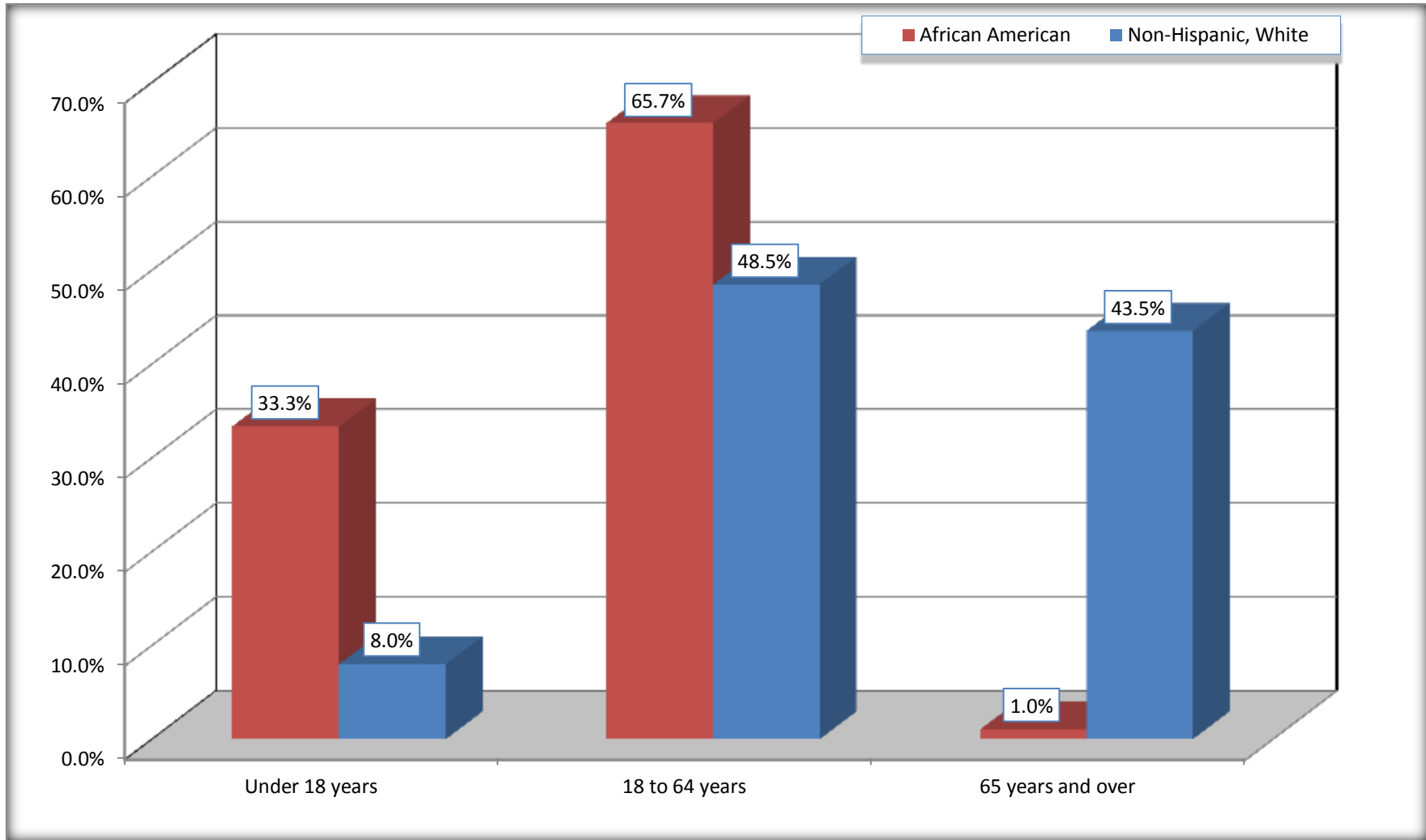
Source: U.S. Census Bureau, 2008-2012 American Community Survey

Although the American Community Survey (ACS) produces population, demographic and housing unit estimates, it is the Census Bureau's Population Estimates Program that produces and disseminates the official estimates of the population for the nation, states, counties, cities and towns and estimates of housing units for states and counties.

For information on confidentiality protection, sampling error, nonsampling error, and definitions, see Survey Methodology.
<http://www.census.gov/acs/www/UseData/index.htm>

Population by Age

West Samoset CDP, Florida



Source: B01001. SEX BY AGE
Data Set: 2008-2012 American Community Survey 5-Year Estimates

B05003. SEX BY AGE BY CITIZENSHIP STATUS

Data Set: 2008-2012 American Community Survey 5-Year Estimates

	West Samoset CDP, Florida					
	African American	Margin of Error (+/-)	% of AA Total by Age	White, Not Hispanic	Margin of Error (+/-)	% of NHW Total by Age
Total:	1,389	534	100.0%	988	249	100.0%
Under 18 years:	463	NC	100.0%	79	NC	100.0%
Native	463	NC	100.0%	79	NC	100.0%
Foreign born:	0	NC	0.0%	0	NC	0.0%
Naturalized U.S. citizen	0	NC	0.0%	0	NC	0.0%
Not a U.S. citizen	0	NC	0.0%	0	NC	0.0%
18 years and over:	926	NC	100.0%	909	NC	100.0%
Native	795	NC	85.9%	891	NC	98.0%
Foreign born:	131	NC	14.1%	18	NC	2.0%
Naturalized U.S. citizen	58	NC	6.3%	11	NC	1.2%
Not a U.S. citizen	73	NC	7.9%	7	NC	0.8%
Male:	640	335	46.1%	480	129	48.6%
Under 18 years:	246	174	100.0%	38	37	100.0%
Native	246	174	100.0%	38	37	100.0%
Foreign born:	0	19	0.0%	0	19	0.0%
Naturalized U.S. citizen	0	19	0.0%	0	19	0.0%
Not a U.S. citizen	0	19	0.0%	0	19	0.0%
18 years and over:	394	214	100.0%	442	120	100.0%
Native	357	191	90.6%	431	120	97.5%
Foreign born:	37	55	9.4%	11	18	2.5%
Naturalized U.S. citizen	37	55	9.4%	11	18	2.5%
Not a U.S. citizen	0	19	0.0%	0	19	0.0%

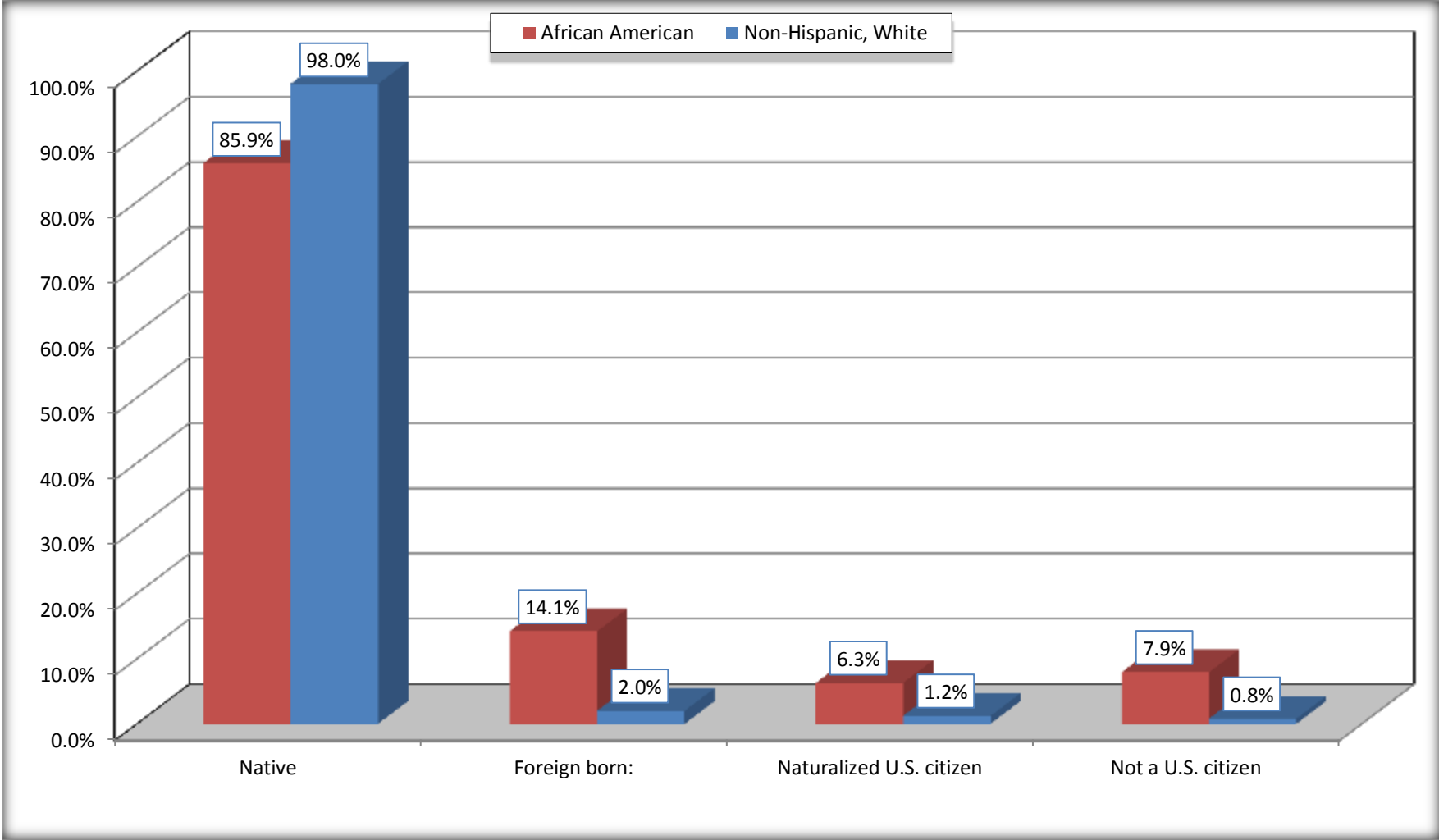
	West Samoset CDP, Florida					
	African American	Margin of Error (+/-)	% of AA by Age	White, Not Hispanic	Margin of Error (+/-)	% of NHW by Age
Female:	749	261	53.9%	508	175	51.4%
Under 18 years:	217	128	100.0%	41	48	100.0%
Native	217	128	100.0%	41	48	100.0%
Foreign born:	0	19	0.0%	0	19	0.0%
Naturalized U.S. citizen	0	19	0.0%	0	19	0.0%
Not a U.S. citizen	0	19	0.0%	0	19	0.0%
18 years and over:	532	195	100.0%	467	154	100.0%
Native	438	177	82.3%	460	154	98.5%
Foreign born:	94	91	17.7%	7	11	1.5%
Naturalized U.S. citizen	21	33	3.9%	0	19	0.0%
Not a U.S. citizen	73	62	13.7%	7	11	1.5%

Source: U.S. Census Bureau, 2008-2012 American Community Survey

For information on confidentiality protection, sampling error, nonsampling error, and definitions, see Survey Methodology.
<http://www.census.gov/acs/www/UseData/index.htm>

Citizenship Status of Voting Age Population (18 and Over)

West Samoset CDP, Florida



Source: B05003. SEX BY AGE BY CITIZENSHIP STATUS
Data Set: 2008-2012 American Community Survey 5-Year Estimates

**B07004. GEOGRAPHICAL MOBILITY IN THE PAST YEAR BY RACE FOR CURRENT RESIDENCE IN THE UNITED STATES - Universe:
POPULATION 1 YEAR AND OVER**

Data Set: 2008-2012 American Community Survey 5-Year Estimates

	West Samoset CDP, Florida					
	African American	Margin of Error (+/-)	% of AA Total	White, Not Hispanic	Margin of Error (+/-)	% of NHW Total
Total:	1,389	534	100.0%	988	249	100.0%
Same house 1 year ago	772	304	55.6%	656	178	66.4%
Moved within same county	544	388	39.2%	176	116	17.8%
Moved from different county within same state	73	94	5.3%	126	141	12.8%
Moved from different state	0	19	0.0%	30	33	3.0%
Moved from abroad	0	19	0.0%	0	19	0.0%

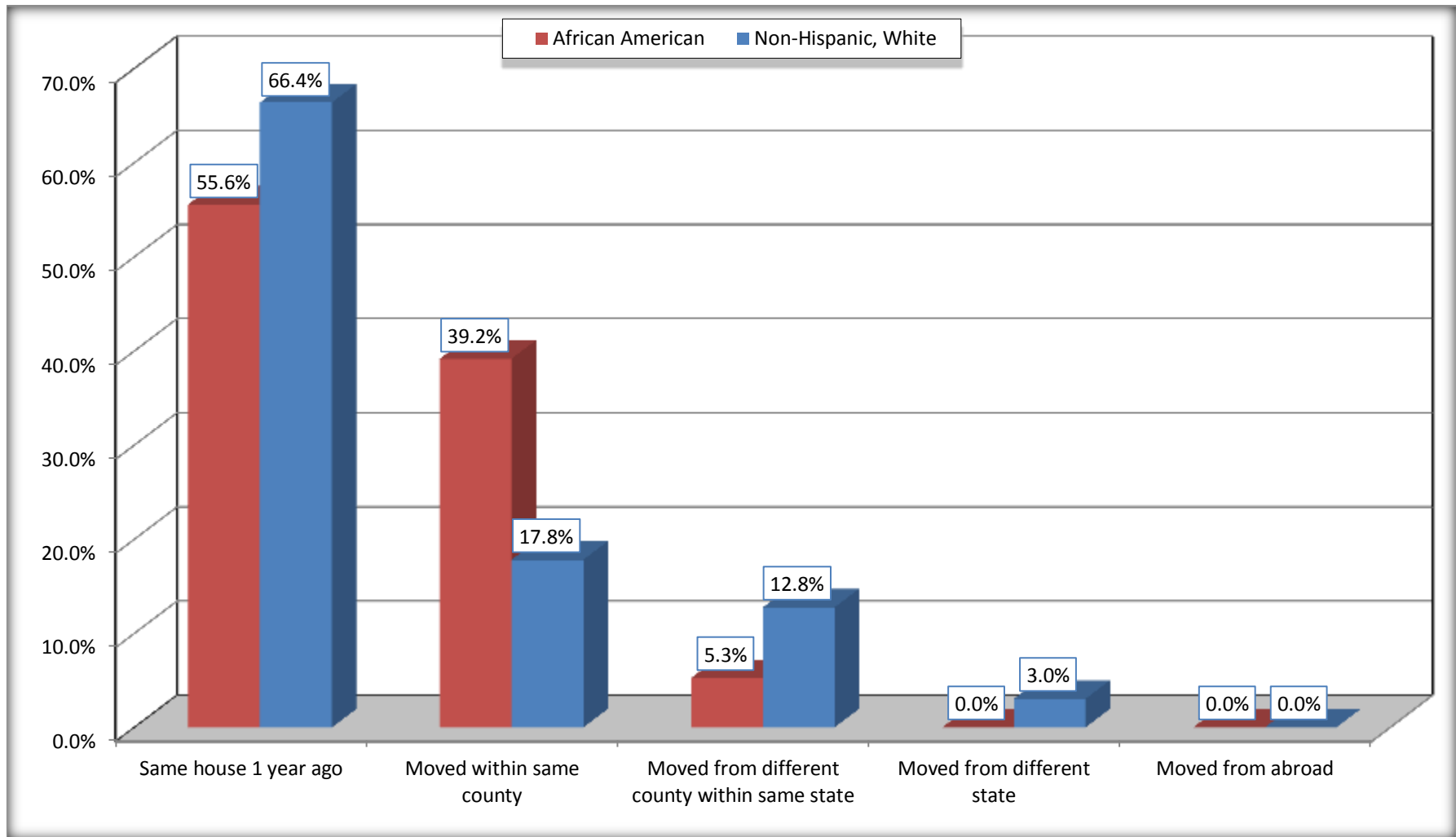
Source: U.S. Census Bureau, 2008-2012 American Community Survey

For information on confidentiality protection, sampling error, nonsampling error, and definitions, see Survey Methodology.

<http://www.census.gov/acs/www/UseData/index.htm>

Geographical Mobility in the Past Year (Population 1 Year and Over)

West Samoset CDP, Florida



Source: B07004. GEOGRAPHICAL MOBILITY IN THE PAST YEAR BY RACE FOR CURRENT RESIDENCE IN THE UNITED STATES - Universe: POPULATION 1 YEAR AND OVER

Data Set: 2008-2012 American Community Survey 5-Year Estimates

B08105. MEANS OF TRANSPORTATION TO WORK - Universe: WORKERS 16 YEARS AND OVER

Data Set: 2008-2012 American Community Survey 5-Year Estimates

	West Samoset CDP, Florida					
	African American	Margin of Error (+/-)	% of AA Total	White, Not Hispanic	Margin of Error (+/-)	% of NHW Total
Total:	460	218	100.0%	286	104	100.0%
Car, truck, or van - drove alone	308	143	67.0%	228	92	79.7%
Car, truck, or van - carpooled	97	79	21.1%	28	44	9.8%
Public transportation (excluding taxicab)	28	46	6.1%	0	19	0.0%
Walked	0	19	0.0%	7	11	2.4%
Taxicab, motorcycle, bicycle, or other means	0	19	0.0%	17	19	5.9%
Worked at home	27	32	5.9%	6	13	2.1%

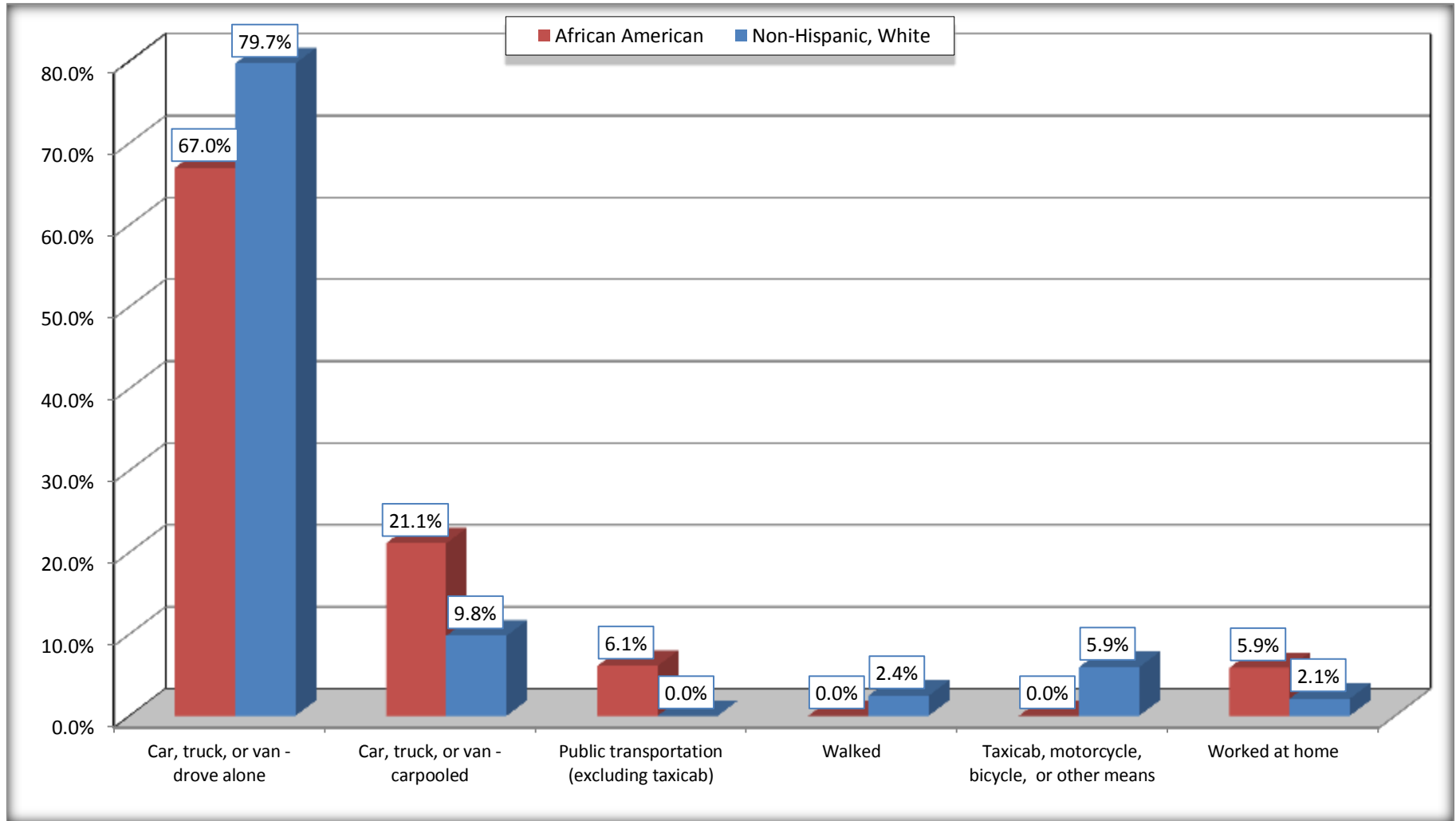
Source: U.S. Census Bureau, 2008-2012 American Community Survey

For information on confidentiality protection, sampling error, nonsampling error, and definitions, see Survey Methodology.

<http://www.census.gov/acs/www/UseData/index.htm>

Means of Transportation to Work (Workers 16 Years and Over)

West Samoset CDP, Florida



Source: B08105. MEANS OF TRANSPORTATION TO WORK - Universe: WORKERS 16 YEARS AND OVER
Data Set: 2008-2012 American Community Survey 5-Year Estimates

B11002. HOUSEHOLD TYPE BY RELATIVES AND NONRELATIVES FOR POPULATION IN HOUSEHOLDS

Data Set: 2008-2012 American Community Survey 5-Year Estimates

	West Samoset CDP, Florida					
	African American	Margin of Error (+/-)	% of AA Total	White, Not Hispanic	Margin of Error (+/-)	% of NHW Total
Total:	1325	545	100.0%	993	252	100.0%
In family households	1278	529	96.5%	558	232	56.2%
In nonfamily households	47	58	3.5%	435	162	43.8%

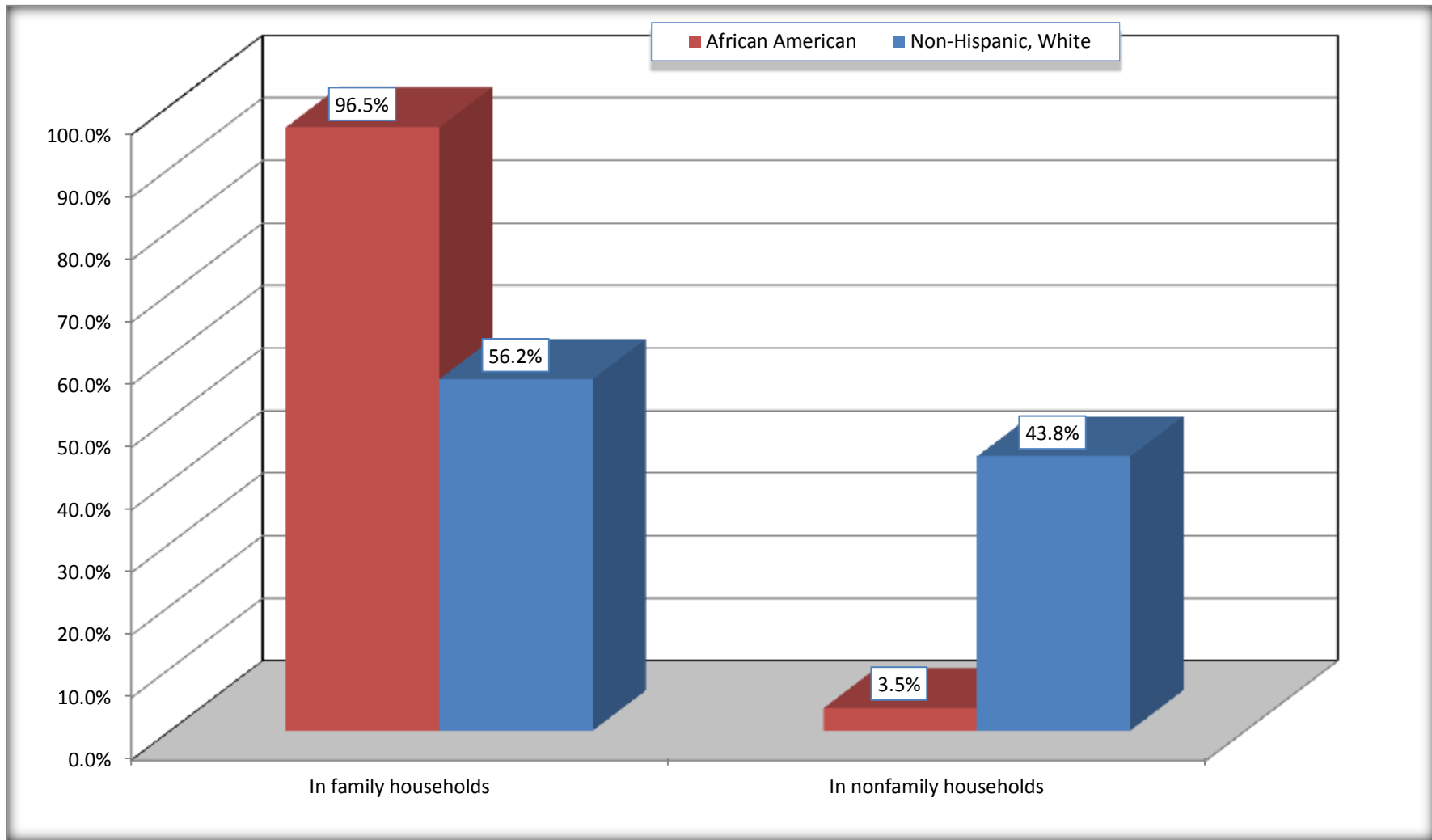
Source: U.S. Census Bureau, 2008-2012 American Community Survey

For information on confidentiality protection, sampling error, nonsampling error, and definitions, see Survey Methodology.

<http://www.census.gov/acs/www/UseData/index.htm>

Household Type for Population in Households

West Samoset CDP, Florida



Source: B11002. HOUSEHOLD TYPE BY RELATIVES AND NONRELATIVES FOR POPULATION IN HOUSEHOLDS
Data Set: 2008-2012 American Community Survey 5-Year Estimates

B12002. MARITAL STATUS FOR THE POPULATION 15 YEARS AND OVER

Data Set: 2008-2012 American Community Survey 5-Year Estimates

	West Samoset CDP, Florida					
	African American	Margin of Error (+/-)	% of AA Total	White, Not Hispanic	Margin of Error (+/-)	% of NHW Total
Total:	1,033	403	100.0%	913	211	100.0%
Never married	549	NC	53.1%	166	NC	18.2%
Now married (except separated)	250	NC	24.2%	236	NC	25.8%
Separated	54	NC	5.2%	103	NC	11.3%
Widowed	17	NC	1.6%	234	NC	25.6%
Divorced	163	NC	15.8%	174	NC	19.1%
Male:	469	236	45.4%	446	120	48.8%
Never married	290	189	28.1%	126	77	13.8%
Now married (except separated)	136	78	13.2%	110	60	12.0%
Separated	0	19	0.0%	59	59	6.5%
Widowed	6	13	0.6%	42	45	4.6%
Divorced	37	55	3.6%	109	72	11.9%
Female:	564	210	54.6%	467	154	51.2%
Never married	259	135	25.1%	40	46	4.4%
Now married (except separated)	114	74	11.0%	126	68	13.8%
Separated	54	46	5.2%	44	41	4.8%
Widowed	11	17	1.1%	192	109	21.0%
Divorced	126	93	12.2%	65	48	7.1%

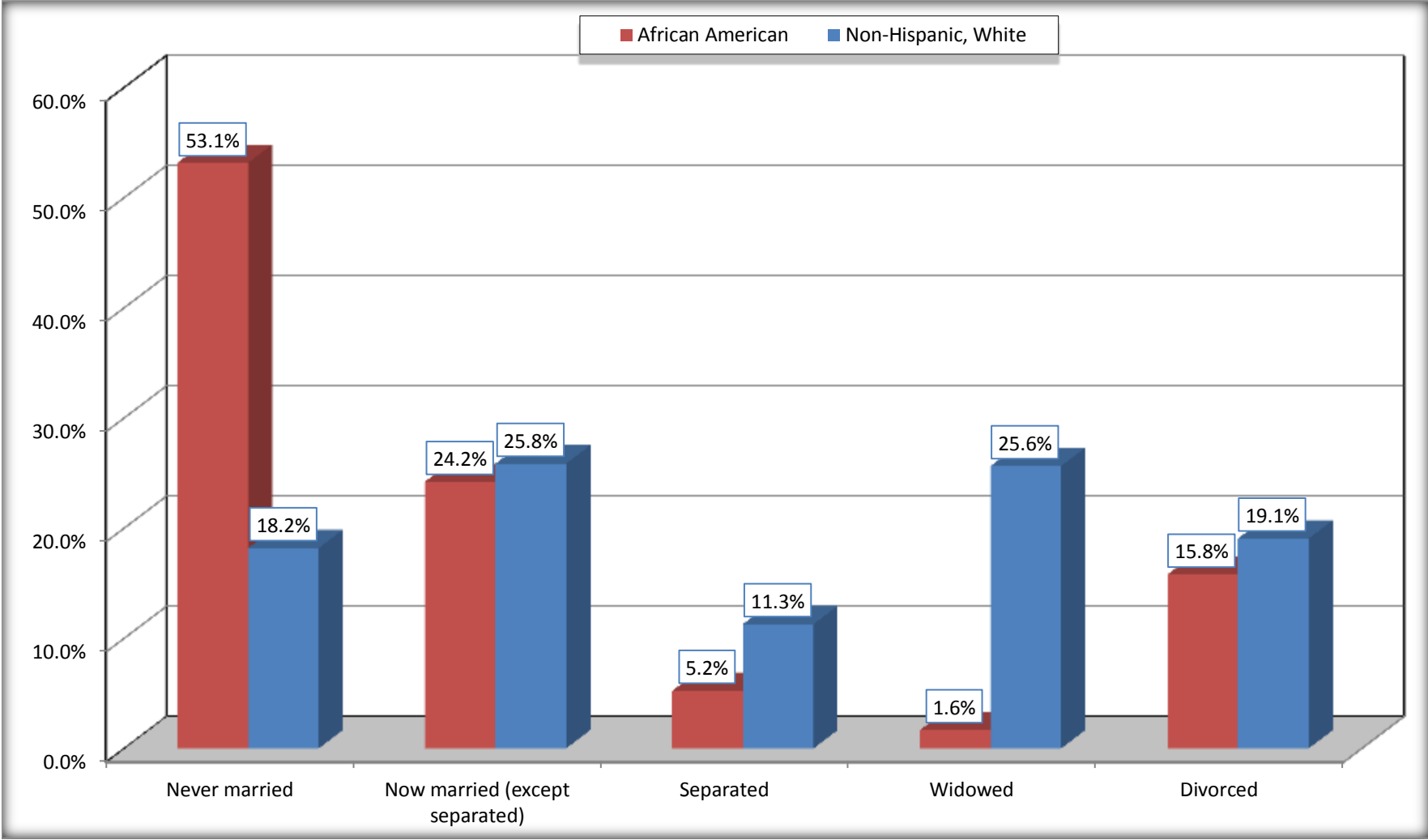
Source: U.S. Census Bureau, 2008-2012 American Community Survey

For information on confidentiality protection, sampling error, nonsampling error, and definitions, see Survey Methodology.

<http://www.census.gov/acs/www/UseData/index.htm>

Marital Status for the Population 15 Years and Over

West Samoset CDP, Florida



Source: B12002. MARITAL STATUS FOR THE POPULATION 15 YEARS AND OVER
Data Set: 2008-2012 American Community Survey 5-Year Estimates

C15002. SEX BY EDUCATIONAL ATTAINMENT FOR THE POPULATION 25 YEARS AND OVER

Data Set: 2008-2012 American Community Survey 5-Year Estimates

	West Samoset CDP, Florida					
	African American	Margin of Error (+/-)	% of AA Total	White, Not Hispanic	Margin of Error (+/-)	% of NHW Total
Total:	753	337	100.0%	875	209	100.0%
Less than high school diploma	156	NC	20.7%	232	NC	26.5%
High school graduate, GED, or alternative	259	NC	34.4%	399	NC	45.6%
Some college or associate's degree	324	NC	43.0%	134	NC	15.3%
Bachelor's degree or higher	14	NC	1.9%	110	NC	12.6%
Male:	303	167	40.2%	412	118	47.1%
Less than high school diploma	105	93	13.9%	98	52	11.2%
High school graduate, GED, or alternative	148	130	19.7%	130	71	14.9%
Some college or associate's degree	50	47	6.6%	116	73	13.3%
Bachelor's degree or higher	0	19	0.0%	68	63	7.8%
Female:	450	197	59.8%	463	153	52.9%
Less than high school diploma	51	51	6.8%	134	61	15.3%
High school graduate, GED, or alternative	111	73	14.7%	269	125	30.7%
Some college or associate's degree	274	161	36.4%	18	20	2.1%
Bachelor's degree or higher	14	23	1.9%	42	48	4.8%

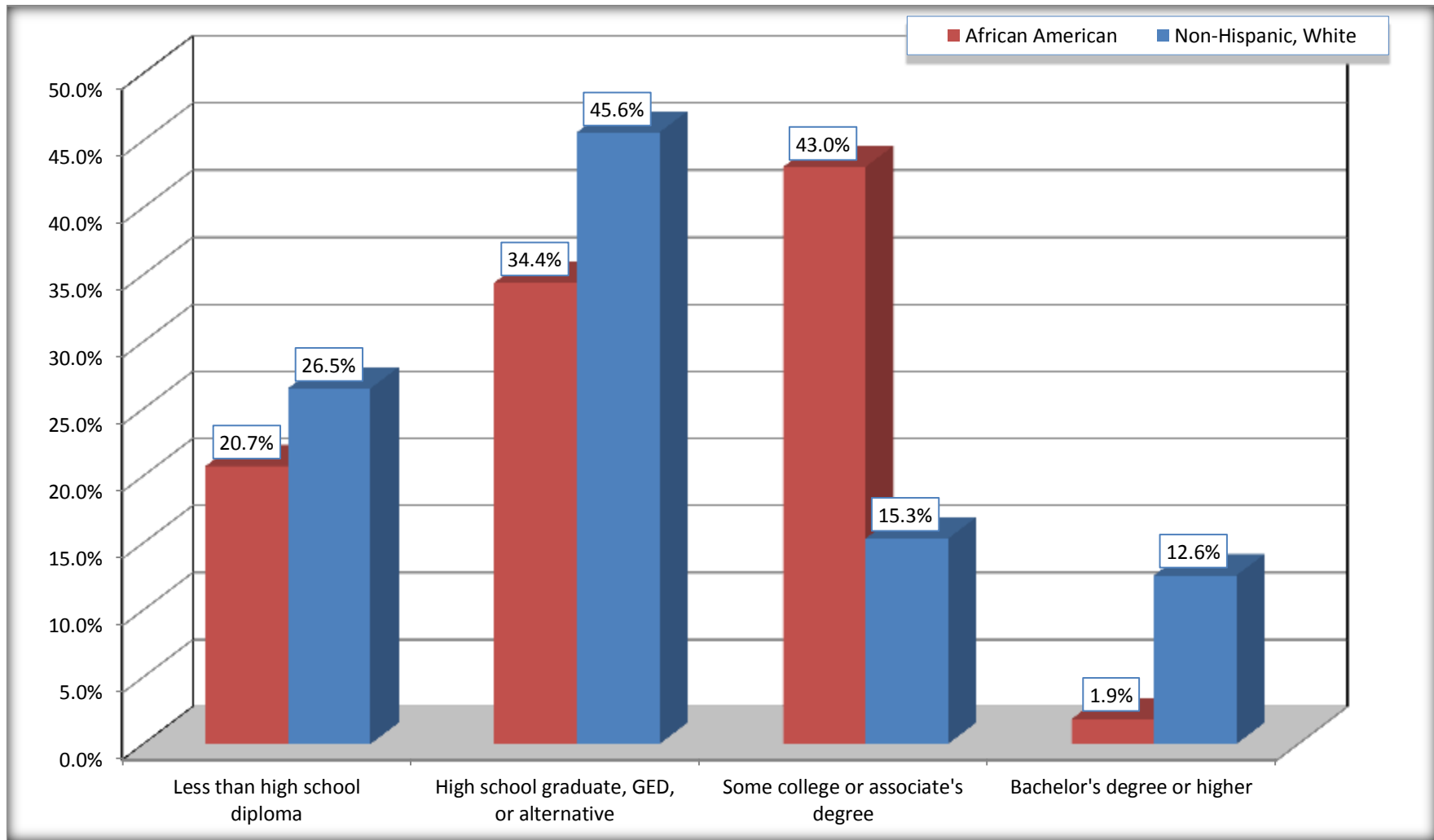
Source: U.S. Census Bureau, 2008-2012 American Community Survey

For information on confidentiality protection, sampling error, nonsampling error, and definitions, see Survey Methodology.

<http://www.census.gov/acs/www/UseData/index.htm>

Educational Attainment for the Population 25 Years and Older

West Samoset CDP, Florida



Source: C15002. SEX BY EDUCATIONAL ATTAINMENT FOR THE POPULATION 25 YEARS AND OVER
Data Set: 2008-2012 American Community Survey 5-Year Estimates

B16005. NATIVITY BY LANGUAGE SPOKEN AT HOME BY ABILITY TO SPEAK ENGLISH FOR THE POPULATION 5 YEARS AND OVER

Data Set: 2008-2012 American Community Survey 5-Year Estimates

	West Samoset CDP, Florida					
	African American	Margin of Error (+/-)	% of AA Total	White, Not Hispanic	Margin of Error (+/-)	% of NHW Total
Total:	1,296	517	100.0%	987	247	100.0%
Speak only English	1,216	NC	93.8%	973	NC	98.6%
Speak another language	80	NC	6.2%	14	NC	1.4%
Speak English "very well"	53	NC	4.1%	14	NC	1.4%
Speak English "less than very well"	27	NC	2.1%	0	NC	0.0%
Native:	1,165	484	89.9%	969	247	98.2%
Speak only English	1,159	482	89.4%	955	245	96.8%
Speak another language	6	11	0.5%	14	25	1.4%
Speak English "very well"	0	19	0.0%	14	25	1.4%
Speak English "less than very well"	6	11	0.5%	0	19	0.0%
Foreign born:	131	107	10.1%	18	21	1.8%
Speak only English	57	61	4.4%	18	21	1.8%
Speak another language	74	94	5.7%	0	19	0.0%
Speak English "very well"	53	63	4.1%	0	19	0.0%
Speak English "less than very well"	21	33	1.6%	0	19	0.0%

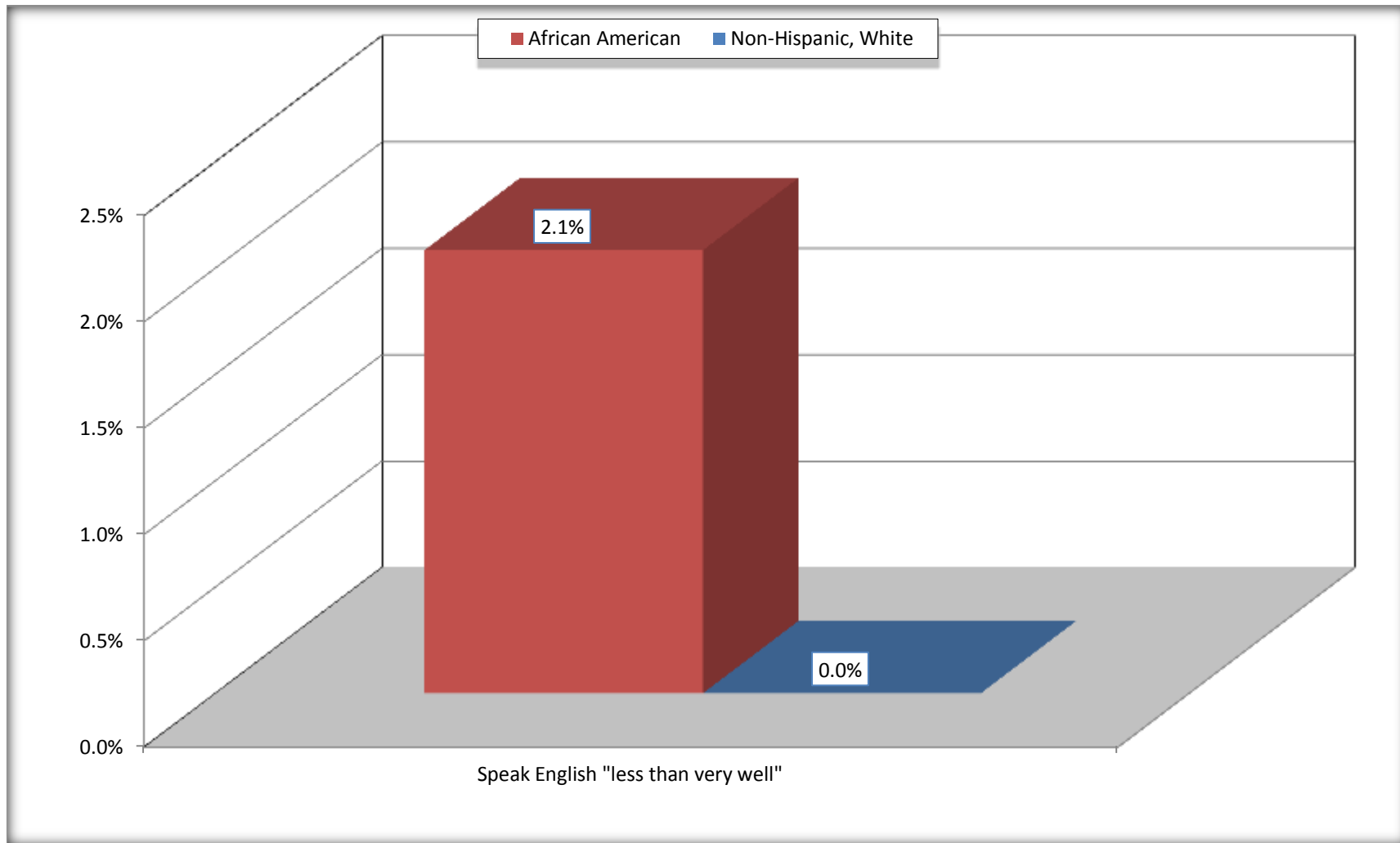
Source: U.S. Census Bureau, 2008-2012 American Community Survey

For information on confidentiality protection, sampling error, nonsampling error, and definitions, see Survey Methodology.

<http://www.census.gov/acs/www/UseData/index.htm>

Speak English "Less than Very Well" (Population 5 Years and Over)

West Samoset CDP, Florida



Source: B16005. NATIVITY BY LANGUAGE SPOKEN AT HOME BY ABILITY TO SPEAK ENGLISH FOR THE POPULATION 5 YEARS AND OVER
Data Set: 2008-2012 American Community Survey 5-Year Estimates

B17010. POVERTY STATUS IN THE PAST 12 MONTHS OF FAMILIES BY FAMILY TYPE BY PRESENCE OF RELATED CHILDREN UNDER 18 YEARS

Data Set: 2008-2012 American Community Survey 5-Year Estimates

	West Samoset CDP, Florida					
	African American	Margin of Error (+/-)	% of AA Total	White, Not Hispanic	Margin of Error (+/-)	% of NHW Total
Total:	351	138	100.0%	188	72	100.0%
Income in the past 12 months below poverty level:	84	66	23.9%	41	40	21.8%
Married-couple family:	27	43	7.7%	20	24	10.6%
With related children under 18 years	27	43	7.7%	0	19	0.0%
Other family:	57	49	16.2%	21	34	11.2%
Male householder, no wife present	0	19	0.0%	21	34	11.2%
With related children under 18 years	0	19	0.0%	21	34	11.2%
Female householder, no husband present	57	49	16.2%	0	19	0.0%
With related children under 18 years	57	49	16.2%	0	19	0.0%
Income in the past 12 months at or above poverty level:	267	133	76.1%	147	61	78.2%
Married-couple family:	116	78	33.0%	87	51	46.3%
With related children under 18 years	33	44	9.4%	0	19	0.0%
Other family:	151	106	43.0%	60	40	31.9%
Male householder, no wife present	37	55	10.5%	9	15	4.8%
With related children under 18 years	37	55	10.5%	0	19	0.0%
Female householder, no husband present	114	89	32.5%	51	38	27.1%
With related children under 18 years	53	71	15.1%	27	31	14.4%

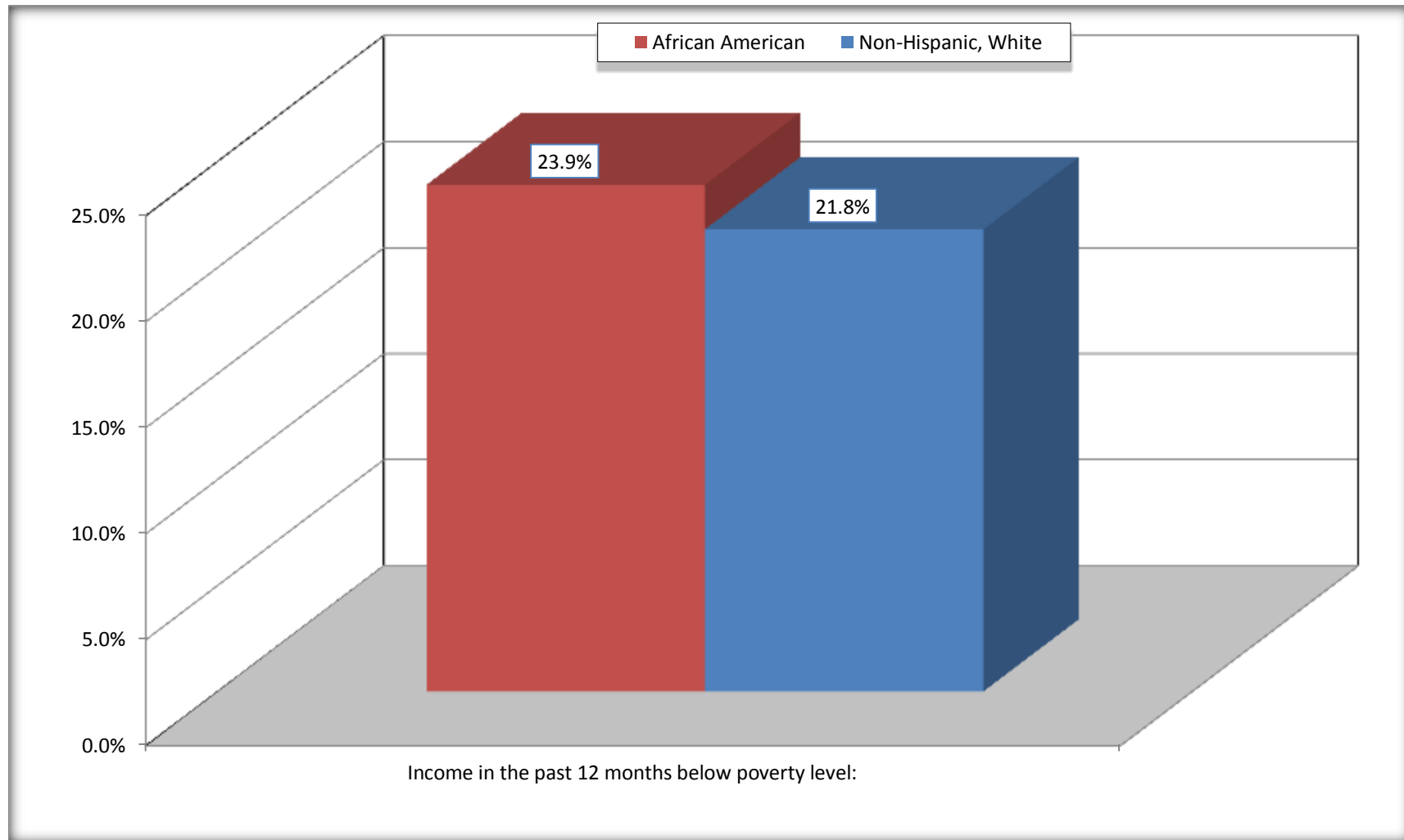
Source: U.S. Census Bureau, 2008-2012 American Community Survey

For information on confidentiality protection, sampling error, nonsampling error, and definitions, see Survey Methodology.

<http://www.census.gov/acs/www/UseData/index.htm>

Family Households Below Poverty in the Past 12 Months

West Samoset CDP, Florida

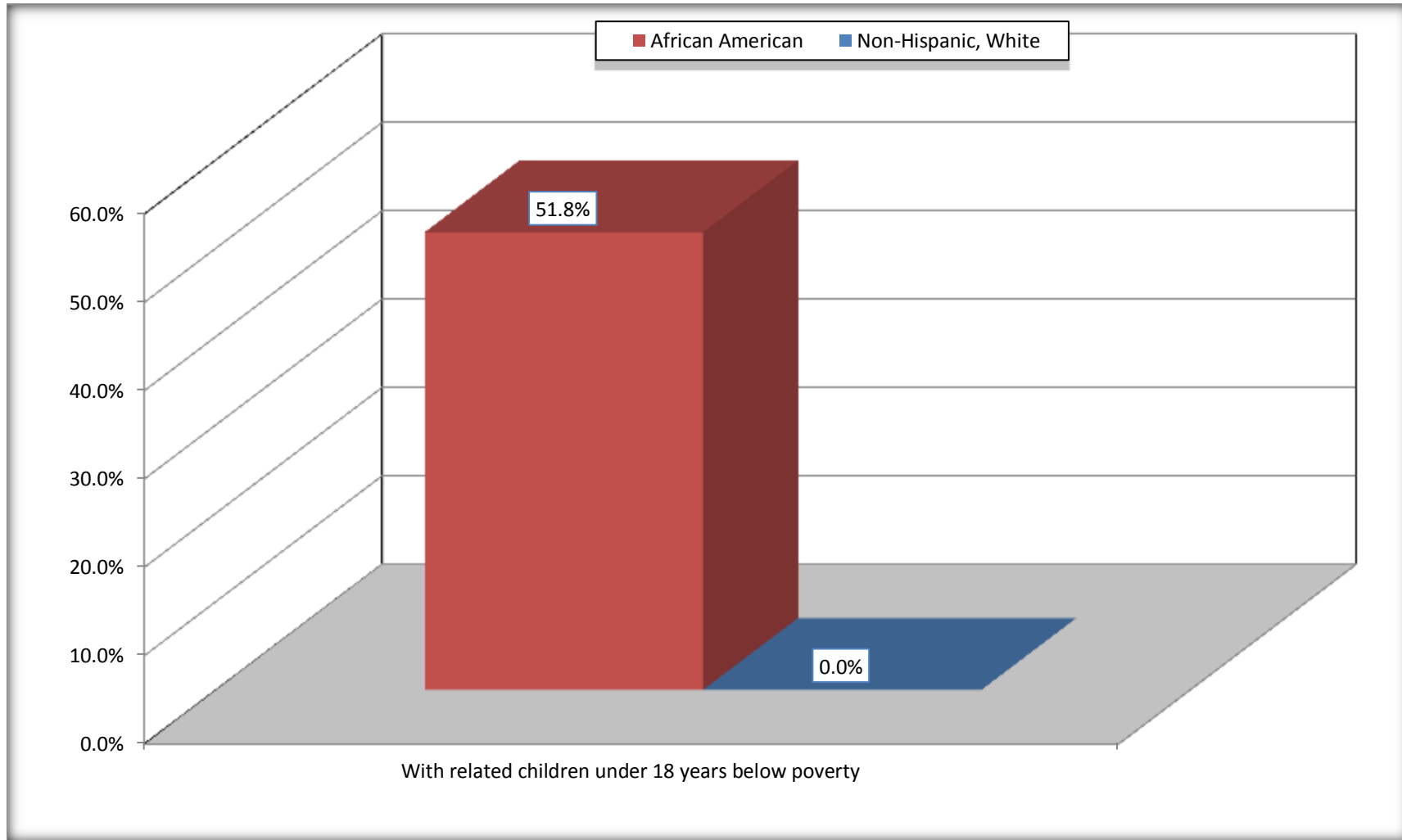


Source: B17010. POVERTY STATUS IN THE PAST 12 MONTHS OF FAMILIES BY FAMILY TYPE BY PRESENCE OF RELATED CHILDREN UNDER 18 YEARS

Data Set: 2008-2012 American Community Survey 5-Year Estimates

Female-headed Households with Related Children Below Poverty in the Past 12 Months

West Samoset CDP, Florida



Source: B17010. POVERTY STATUS IN THE PAST 12 MONTHS OF FAMILIES BY FAMILY TYPE BY PRESENCE OF RELATED CHILDREN UNDER 18 YEARS

Data Set: 2008-2012 American Community Survey 5-Year Estimates

B17020 POVERTY STATUS IN THE PAST 12 MONTHS BY AGE - Universe: POPULATION FOR WHOM POVERTY STATUS IS DETERMINED

Data Set: 2008-2012 American Community Survey 5-Year Estimates

	West Samoset CDP, Florida					
	African American	Margin of Error (+/-)	% of AA By Age	White, Not Hispanic	Margin of Error (+/-)	% of NHW By Age
Total:	1,310	533	100.0%	957	233	100.0%
Income in the past 12 months below poverty level:	429	292	32.7%	171	108	17.9%
Under 18 years	215	NC	54.4%	24	NC	46.2%
18 to 64 years	214	145	23.6%	102	79	21.5%
65 years and over	0	NC	0.0%	45	NC	10.5%
Income in the past 12 months at or above poverty level:	881	475	67.3%	786	210	82.1%
Under 18 years	180	NC	45.6%	28	NC	53.8%
18 to 64 years	693	326	76.4%	373	123	78.5%
65 years and over	8	NC	100.0%	385	NC	89.5%

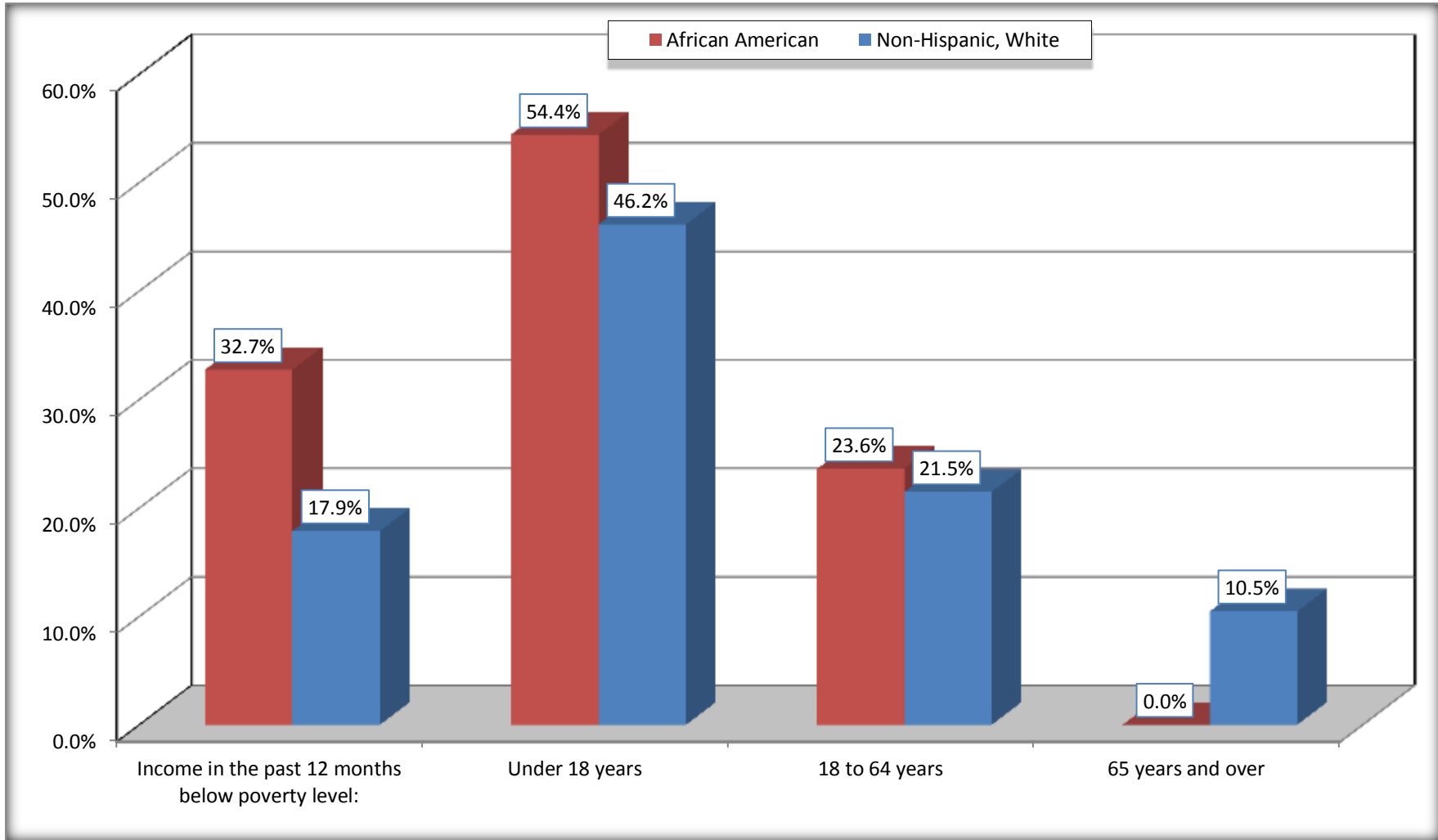
Source: U.S. Census Bureau, 2008-2012 American Community Survey

For information on confidentiality protection, sampling error, nonsampling error, and definitions, see Survey Methodology.

<http://www.census.gov/acs/www/UseData/index.htm>

Population Below Poverty in the Past 12 Months

West Samoset CDP, Florida



Source: B17020 POVERTY STATUS IN THE PAST 12 MONTHS BY AGE - Universe: POPULATION FOR WHOM POVERTY STATUS IS DETERMINED
Data Set: 2008-2012 American Community Survey 5-Year Estimates

B19001. HOUSEHOLD INCOME IN THE PAST 12 MONTHS (IN 2010 INFLATION-ADJUSTED DOLLARS)

Data Set: 2008-2012 American Community Survey 5-Year Estimates

	West Samoset CDP, Florida					
	African American	Margin of Error (+/-)	% of AA Total	White, Not Hispanic	Margin of Error (+/-)	% of NHW Total
Total:	398	158	100.0%	605	157	100.0%
Less than \$ 10,000	68	54	17.1%	56	47	9.3%
\$ 10,000 to \$ 14,999	63	69	15.8%	236	113	39.0%
\$ 15,000 to \$ 24,999	11	NC	2.8%	107	NC	17.7%
\$ 25,000 to \$ 34,999	79	NC	19.8%	55	NC	9.1%
\$ 35,000 to \$ 49,999	84	NC	21.1%	105	NC	17.4%
\$ 50,000 to \$ 74,999	58	NC	14.6%	46	NC	7.6%
\$ 75,000 to \$ 99,999	27	28	6.8%	0	19	0.0%
\$ 100,000 to \$ 149,999	8	NC	2.0%	0	NC	0.0%
\$ 150,000 to \$ 199,999	0	19	0.0%	0	19	0.0%
\$ 200,000 or more	0	19	0.0%	0	19	0.0%

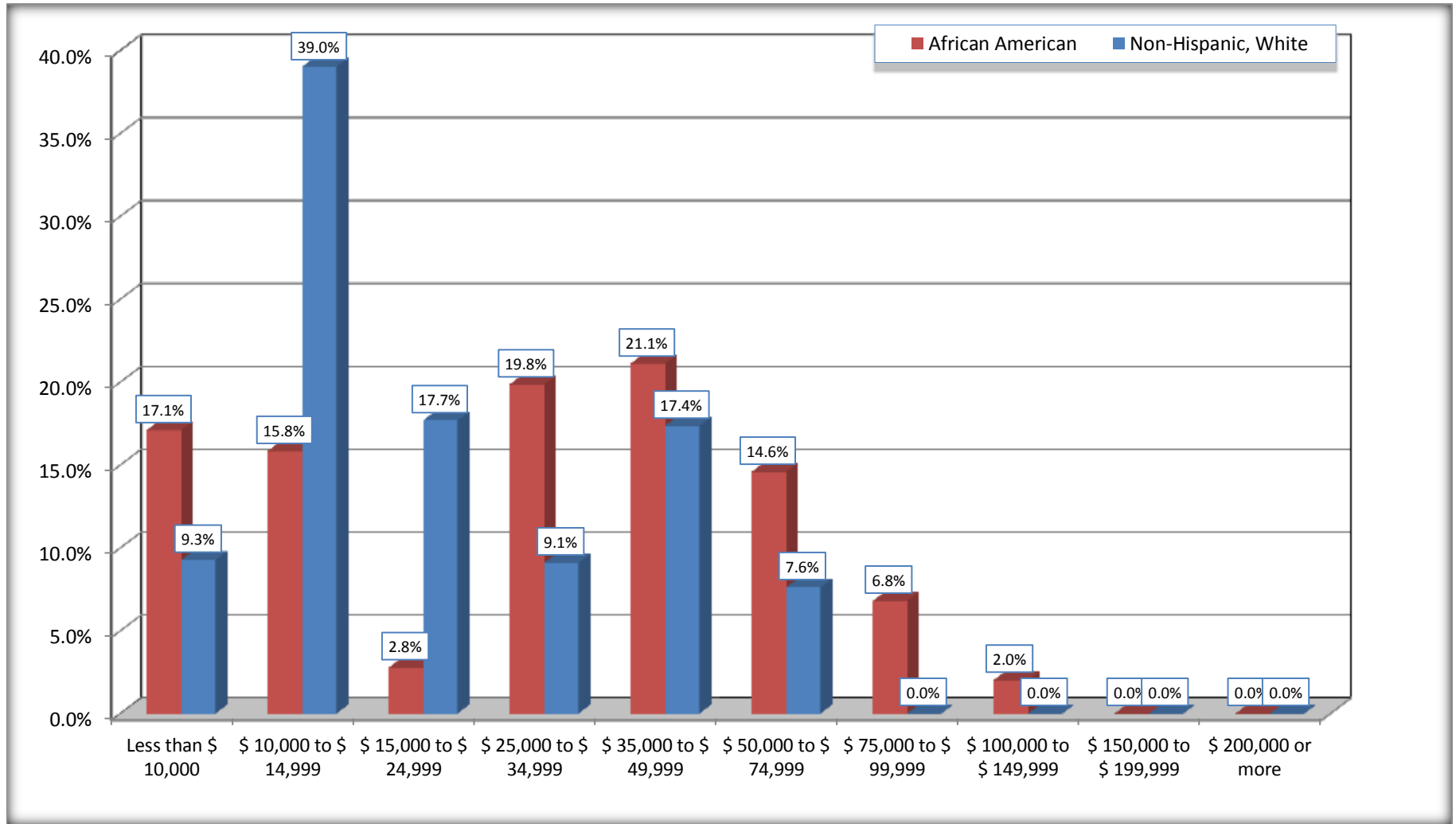
Source: U.S. Census Bureau, 2008-2012 American Community Survey

For information on confidentiality protection, sampling error, nonsampling error, and definitions, see Survey Methodology.

<http://www.census.gov/acs/www/UseData/index.htm>

Household Income in the Past 12 Months

West Samoset CDP, Florida



Source: B19001. HOUSEHOLD INCOME IN THE PAST 12 MONTHS (IN 2010 INFLATION-ADJUSTED DOLLARS)
Data Set: 2008-2012 American Community Survey 5-Year Estimates

B19013. MEDIAN HOUSEHOLD INCOME IN THE PAST 12 MONTHS (IN 2010 INFLATION-ADJUSTED DOLLARS)

Data Set: 2008-2012 American Community Survey 5-Year Estimates

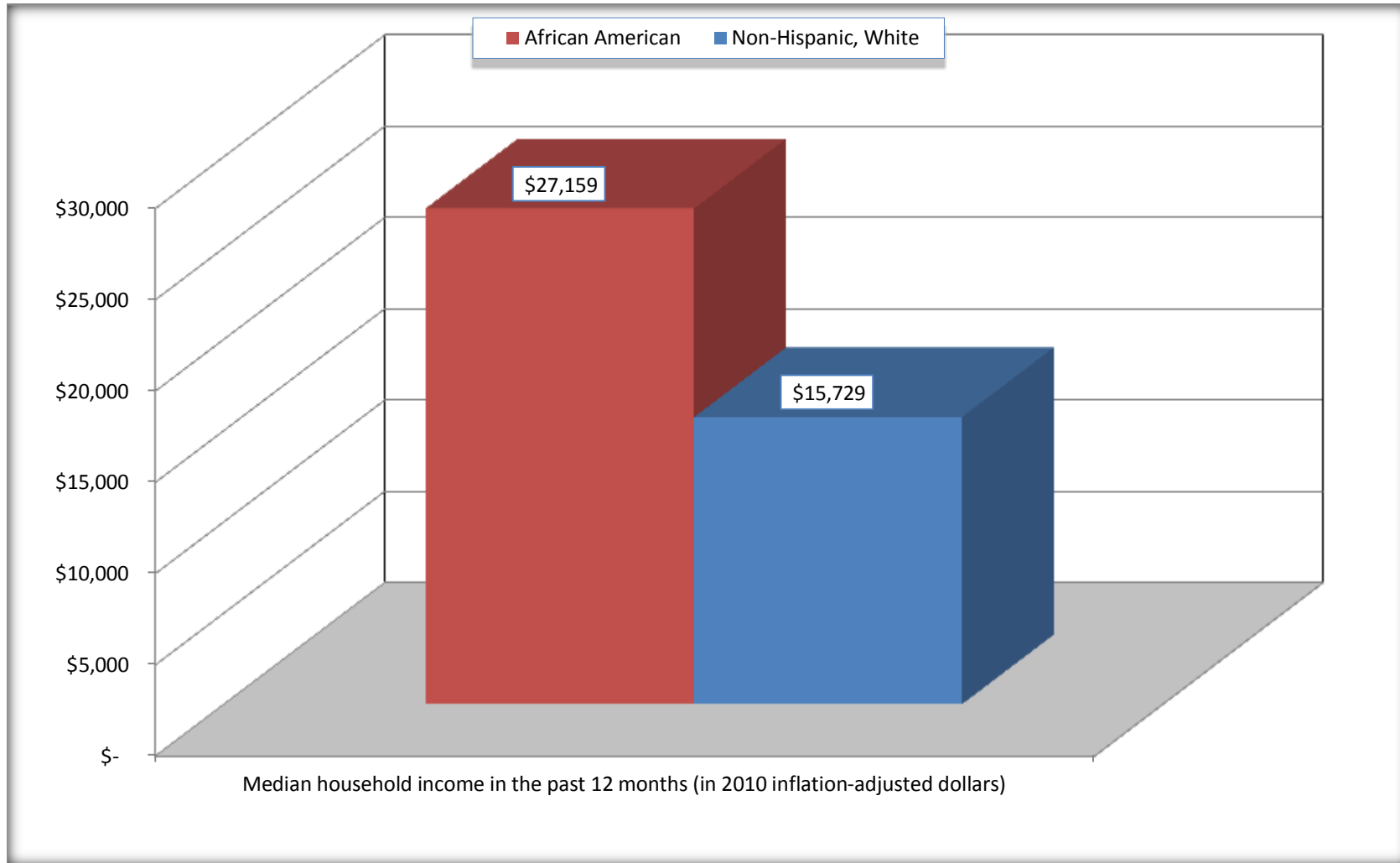
	West Samoset CDP, Florida			
	African American	Margin of Error (+/-)	White, Not Hispanic	Margin of Error (+/-)
Median household income in the past 12 months (in 2010 inflation-adjusted dollars)	\$ 27,159	\$ 13,162	\$ 15,729	\$ 6,082

Source: U.S. Census Bureau, 2008-2012 American Community Survey

For information on confidentiality protection, sampling error, nonsampling error, and definitions, see Survey Methodology.
<http://www.census.gov/acs/www/UseData/index.htm>

Median Household Income in the Past 12 Months

West Samoset CDP, Florida



Source: B19013. MEDIAN HOUSEHOLD INCOME IN THE PAST 12 MONTHS (IN 2010 INFLATION-ADJUSTED DOLLARS)
Data Set: 2008-2012 American Community Survey 5-Year Estimates

B19101. FAMILY INCOME IN THE PAST 12 MONTHS (IN 2010 INFLATION-ADJUSTED DOLLARS)

Data Set: 2008-2012 American Community Survey 5-Year Estimates

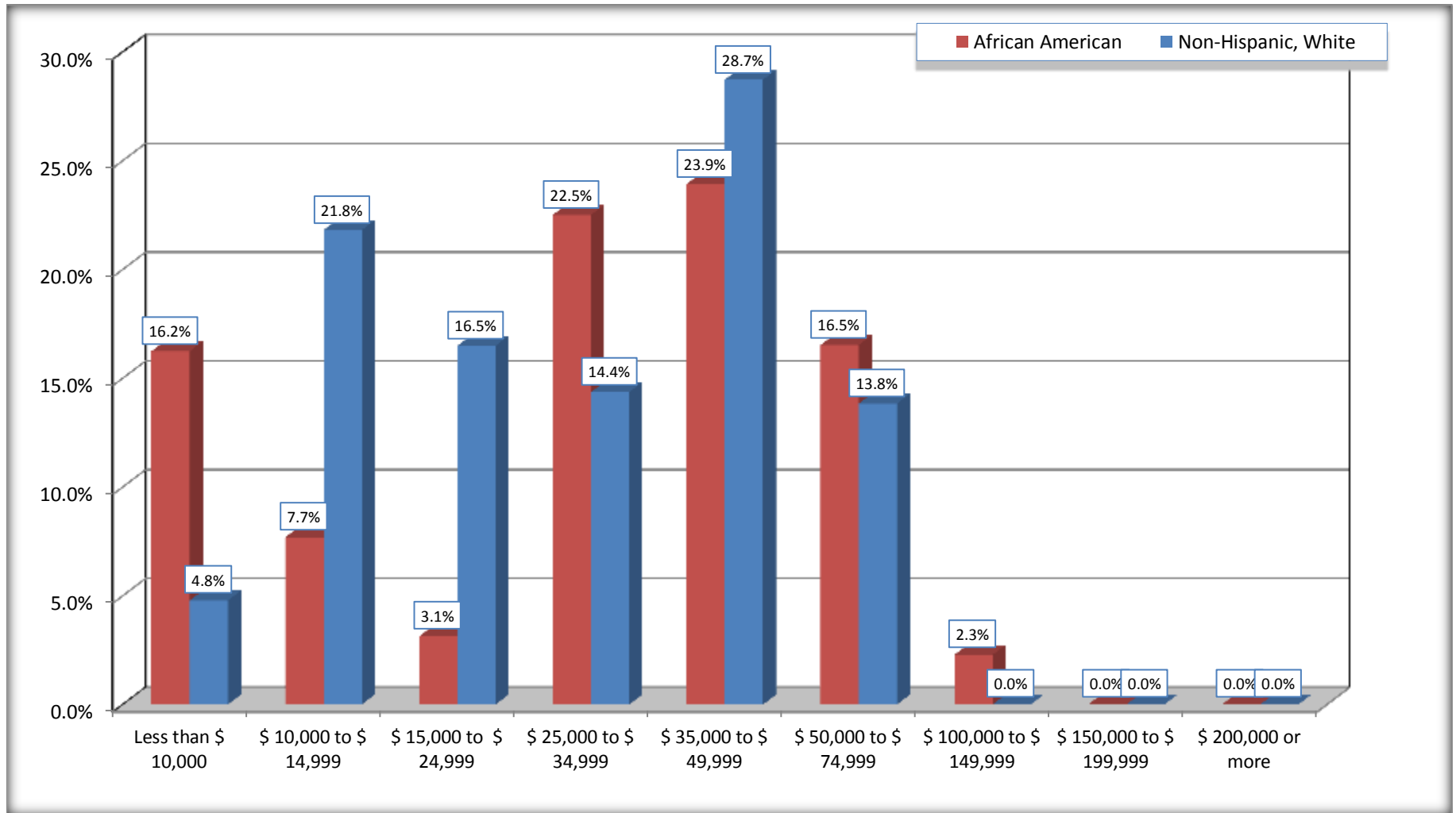
	West Samoset CDP, Florida					
	African American	Margin of Error (+/-)	% of AA Total	White, Not Hispanic	Margin of Error (+/-)	% of NHW Total
Total:	351	138	100.0%	188	72	100.0%
Less than \$ 10,000	57	49	16.2%	9	14	4.8%
\$ 10,000 to \$ 14,999	27	43	7.7%	41	40	21.8%
\$ 15,000 to \$ 24,999	11	NC	3.1%	31	NC	16.5%
\$ 25,000 to \$ 34,999	79	NC	22.5%	27	NC	14.4%
\$ 35,000 to \$ 49,999	84	NC	23.9%	54	NC	28.7%
\$ 50,000 to \$ 74,999	58	NC	16.5%	26	NC	13.8%
\$ 100,000 to \$ 149,999	8	NC	2.3%	-	NC	0.0%
\$ 150,000 to \$ 199,999	0	19	0.0%	0	19	0.0%
\$ 200,000 or more	0	19	0.0%	0	19	0.0%

Source: U.S. Census Bureau, 2008-2012 American Community Survey

For information on confidentiality protection, sampling error, nonsampling error, and definitions, see Survey Methodology.

<http://www.census.gov/acs/www/UseData/index.htm>

Family Income in the Past 12 Months West Samoset CDP, Florida



Source: B19101. FAMILY INCOME IN THE PAST 12 MONTHS (IN 2010 INFLATION-ADJUSTED DOLLARS)
Data Set: 2008-2012 American Community Survey 5-Year Estimates

B19113. MEDIAN FAMILY INCOME IN THE PAST 12 MONTHS (IN 2010 INFLATION-ADJUSTED DOLLARS)

Data Set: 2008-2012 American Community Survey 5-Year Estimates

	West Samoset CDP, Florida			
	African American	Margin of Error (+/-)	White, Not Hispanic	Margin of Error (+/-)
Median family income in the past 12 months (in 2010 inflation-adjusted dollars)	\$ 35,054	\$ 15,317	\$ 30,750	\$ 14,523

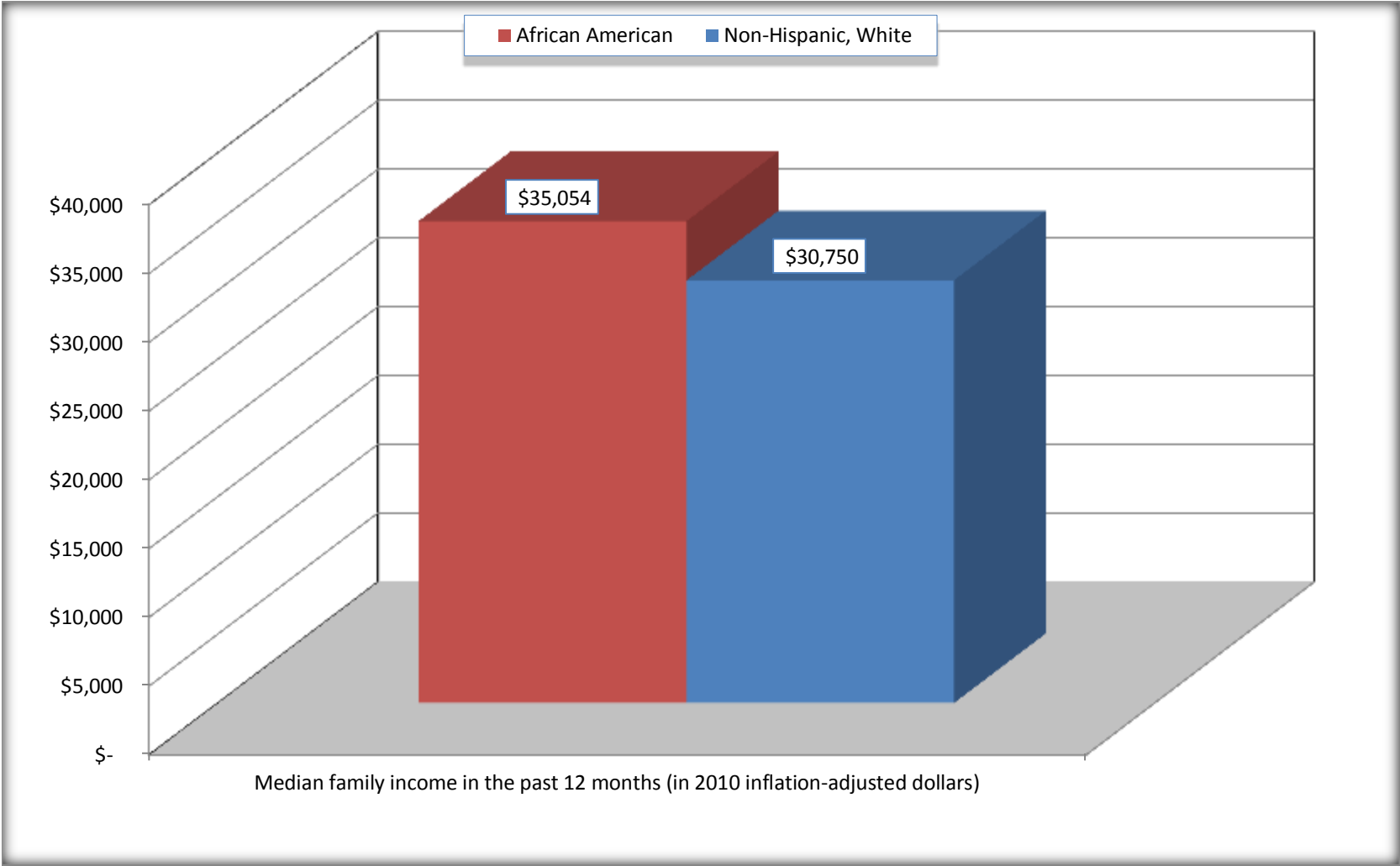
Source: U.S. Census Bureau, 2008-2012 American Community Survey

For information on confidentiality protection, sampling error, nonsampling error, and definitions, see Survey Methodology.

<http://www.census.gov/acs/www/UseData/index.htm>

Median Family Income in the Past 12 Months

West Samoset CDP, Florida



Source: B19113. MEDIAN FAMILY INCOME IN THE PAST 12 MONTHS (IN 2010 INFLATION-ADJUSTED DOLLARS)
Data Set: 2008-2012 American Community Survey 5-Year Estimates

B19202. MEDIAN NONFAMILY HOUSEHOLD INCOME IN THE PAST 12 MONTHS (IN 2010 INFLATION-ADJUSTED DOLLARS)

Data Set: 2008-2012 American Community Survey 5-Year Estimates

	West Samoset CDP, Florida			
	African American	Margin of Error (+/-)	White, Not Hispanic	Margin of Error (+/-)
Median nonfamily household income in the past 12 months (in 2010 inflation-adjusted dollars)	\$ 13,368	\$ 11,321	\$ 13,581	\$ 3,890

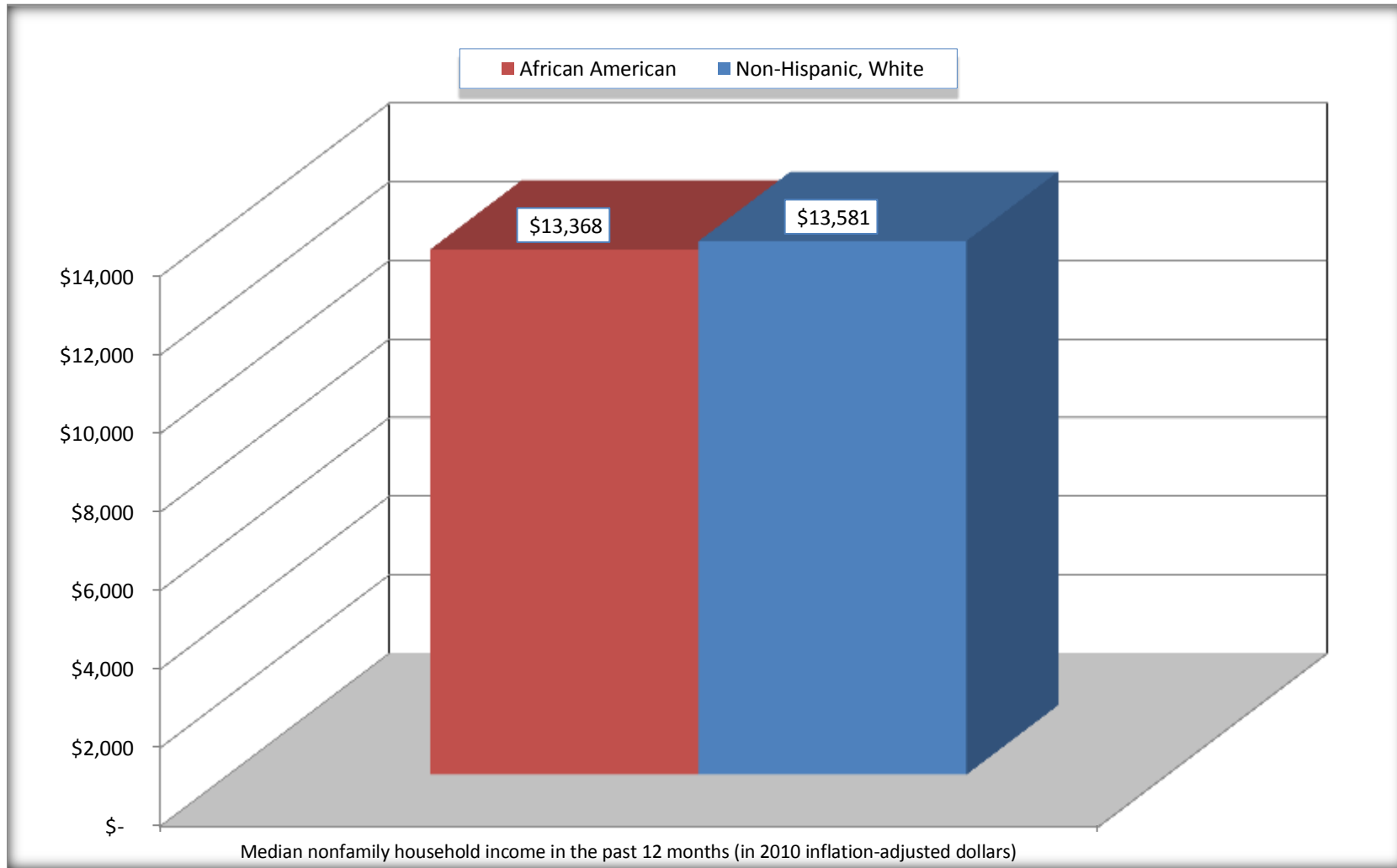
Source: U.S. Census Bureau, 2008-2012 American Community Survey

For information on confidentiality protection, sampling error, nonsampling error, and definitions, see Survey Methodology.

<http://www.census.gov/acs/www/UseData/index.htm>

Median Non-Family Income in the Past 12 Months

West Samoset CDP, Florida



Source: B19202. MEDIAN NONFAMILY HOUSEHOLD INCOME IN THE PAST 12 MONTHS (IN 2010 INFLATION-ADJUSTED DOLLARS)
Data Set: 2008-2012 American Community Survey 5-Year Estimates

B19301. PER CAPITA INCOME IN THE PAST 12 MONTHS (IN 2010 INFLATION-ADJUSTED DOLLARS)

Data Set: 2008-2012 American Community Survey 5-Year Estimates

	West Samoset CDP, Florida			
	African American	Margin of Error (+/-)	White, Not Hispanic	Margin of Error (+/-)
Per capita income in the past 12 months (in 2010 inflation-adjusted dollars)	\$ 10,297	\$ 3,027	\$ 15,276	\$ 2,845

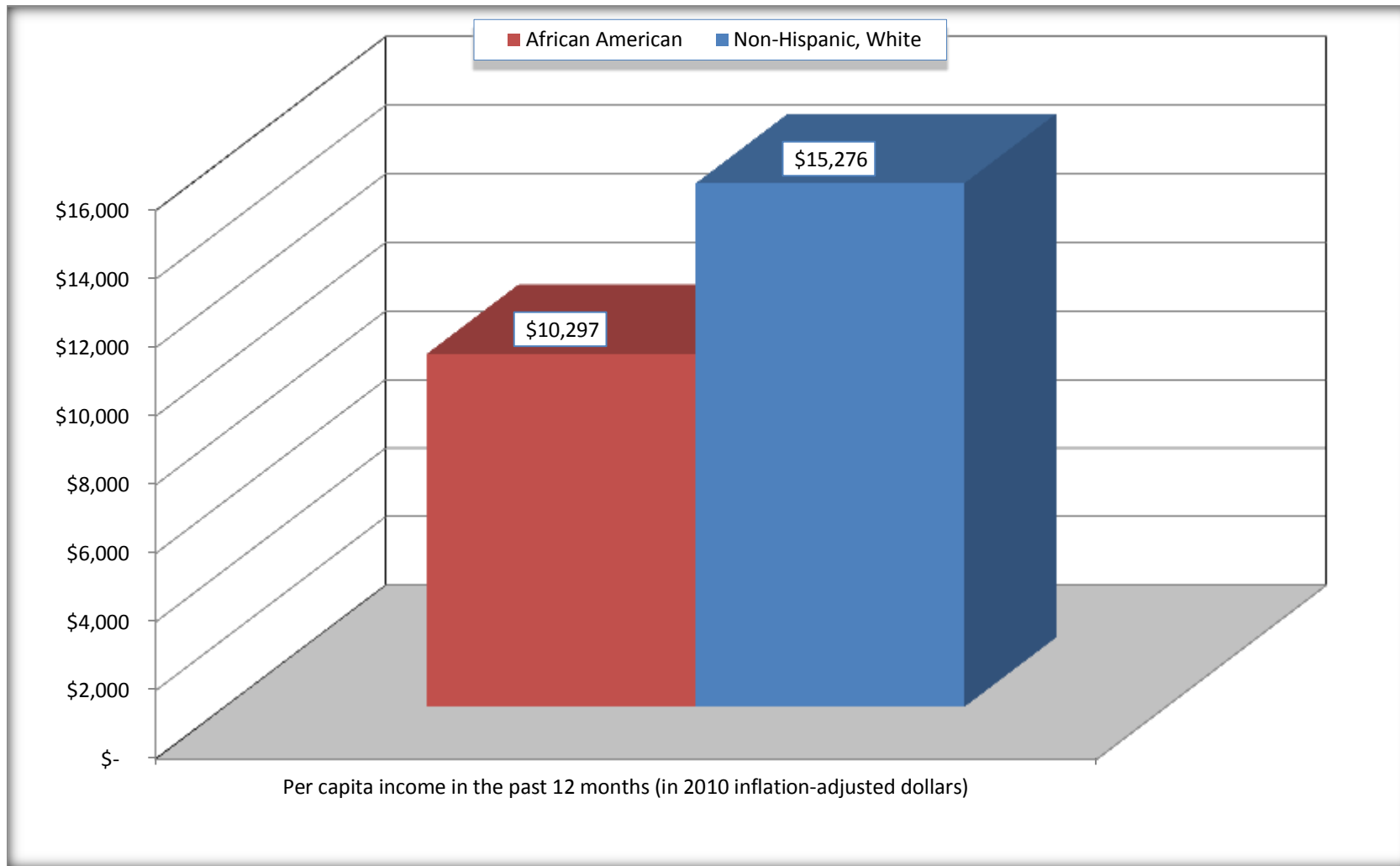
Source: U.S. Census Bureau, 2008-2012 American Community Survey

For information on confidentiality protection, sampling error, nonsampling error, and definitions, see Survey Methodology.

<http://www.census.gov/acs/www/UseData/index.htm>

Per capita Income in the Past 12 Months

West Samoset CDP, Florida



Source: B19301. PER CAPITA INCOME IN THE PAST 12 MONTHS (IN 2010 INFLATION-ADJUSTED DOLLARS)
Data Set: 2008-2012 American Community Survey 5-Year Estimates

B20017. MEDIAN EARNINGS IN THE PAST 12 MONTHS (IN 2010 INFLATION-ADJUSTED DOLLARS) BY SEX BY WORK EXPERIENCE IN THE PAST 12 MONTHS FOR THE POPULATION 16 YEARS AND OVER WITH EARNINGS IN THE PAST 12 MONTHS

Data Set: 2008-2012 American Community Survey 5-Year Estimates

	West Samoset CDP, Florida			
	African American	Margin of Error (+/-)	White, Not Hispanic	Margin of Error (+/-)
Median earnings in the past 12 months (in 2010 inflation-adjusted dollars) --				
Total:	\$ 17,821	\$ 4,406	\$ 18,056	\$ 8,769
Male --				
Total	\$ 20,000	\$ 12,050	\$ 19,375	\$ 18,498
Worked full-time, year-round in the past 12 months	\$ 26,959	\$ 11,570	\$ 45,357	\$ 28,065
Other	\$ 8,810	\$ 6,458	\$ 11,463	\$ 4,620
Female --				
Total	\$ 17,571	\$ 8,652	\$ 16,250	\$ 9,723
Worked full-time, year-round in the past 12 months	\$ 20,905	\$ 2,199	\$ 20,750	\$ 2,721
Other	\$ 3,971	\$ 4,412	\$ 11,354	\$ 1,420

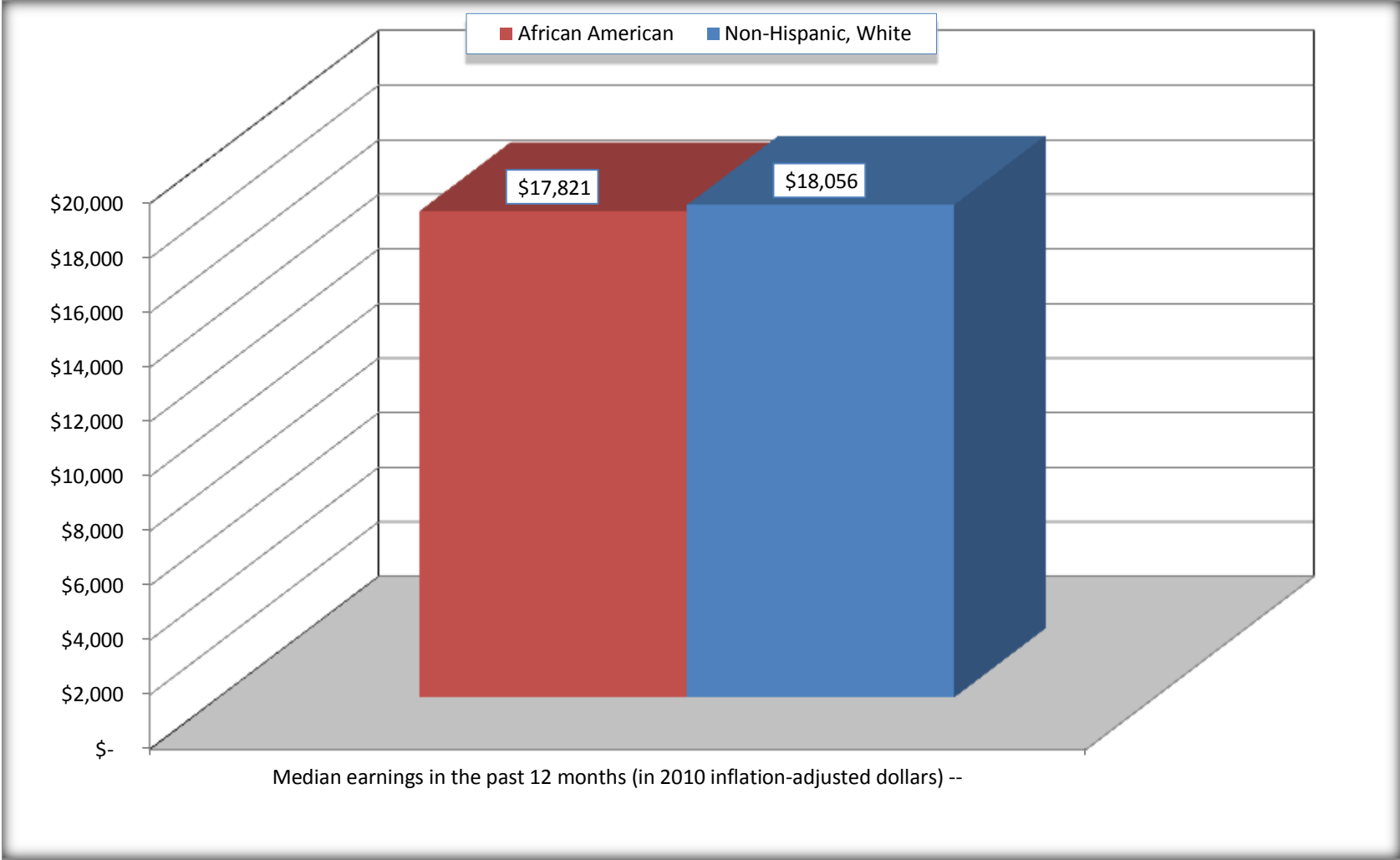
Source: U.S. Census Bureau, 2008-2012 American Community Survey

For information on confidentiality protection, sampling error, nonsampling error, and definitions, see Survey Methodology.

<http://www.census.gov/acs/www/UseData/index.htm>

Median earnings in the Past 12 Months (16 Years and Over with Earnings)

West Samoset CDP, Florida



Source: B20017. MEDIAN EARNINGS IN THE PAST 12 MONTHS (IN 2010 INFLATION-ADJUSTED DOLLARS) BY SEX BY WORK EXPERIENCE IN THE PAST 12 MONTHS FOR THE POPULATION 16 YEARS AND OVER WITH EARNINGS IN THE PAST 12 MONTHS
Data Set: 2008-2012 American Community Survey 5-Year Estimates

B20005. SEX BY WORK EXPERIENCE IN THE PAST 12 MONTHS BY EARNINGS IN THE PAST 12 MONTHS (IN 2010 INFLATION-ADJUSTED DOLLARS) FOR THE POPULATION 16 YEARS AND OVER

Data Set: 2008-2012 American Community Survey 5-Year Estimates

	West Samoset CDP, Florida					
	African American	Margin of Error (+/-)	% of AA Total	White, Not Hispanic	Margin of Error (+/-)	% of NHW Total
Total:	1,027	402	100.0%	913	211	100.0%
Worked full-time, year-round in the past 12 months:	292	NC	28.4%	137	NC	15.0%
No earnings	0	NC	0.0%	0	NC	0.0%
With earnings:	292	NC	28.4%	137	NC	15.0%
\$ 1 to \$ 9,999 or loss	8	NC	0.8%	0	NC	0.0%
\$ 10,000 to \$ 19,999	74	NC	7.2%	31	NC	3.4%
\$ 20,000 to \$ 29,999	149	NC	14.5%	33	NC	3.6%
\$ 30,000 to \$ 49,999	41	NC	4.0%	51	NC	5.6%
\$ 50,000 to \$ 74,999	20	NC	1.9%	22	NC	2.4%
\$ 75,000 or more	0	NC	0.0%	0	NC	0.0%
Other:	735	NC	71.6%	776	NC	85.0%
No earnings	467	NC	45.5%	595	NC	65.2%
With earnings: less than full time, year-round	268	NC	26.1%	181	NC	19.8%
Male:	463	234	45.1%	446	120	48.8%
Worked full-time, year-round in the past 12 months:	122	88	11.9%	90	58	9.9%
No earnings	0	19	0.0%	0	19	0.0%
With earnings:	122	88	11.9%	90	58	9.9%
\$ 1 to \$ 9,999 or loss	0	NC	0.0%	0	NC	0.0%
\$ 10,000 to \$ 19,999	18	NC	1.8%	12	NC	1.3%
\$ 20,000 to \$ 29,999	51	NC	5.0%	18	NC	2.0%
\$ 30,000 to \$ 49,999	33	NC	3.2%	39	NC	4.3%
\$ 50,000 to \$ 74,999	20	NC	1.9%	21	NC	2.3%
\$ 75,000 or more	0	NC	0.0%	0	NC	0.0%

	West Samoset CDP, Florida					
	African American	Margin of Error (+/-)	% of AA Total	White, Not Hispanic	Margin of Error (+/-)	% of NHW Total
Other:	341	189	33.2%	356	112	39.0%
No earnings	255	178	24.8%	252	93	27.6%
With earnings:	86	61	8.4%	104	68	11.4%
Female:	564	210	54.9%	467	154	51.2%
Worked full-time, year-round in the past 12 months:	170	107	16.6%	47	34	5.1%
No earnings	0	19	0.0%	0	19	0.0%
With earnings:	170	107	16.6%	47	34	5.1%
\$ 1 to \$ 9,999 or loss	8	NC	0.8%	0	NC	0.0%
\$ 10,000 to \$ 19,999	56	NC	5.5%	19	NC	2.1%
\$ 20,000 to \$ 29,999	98	NC	9.5%	15	NC	1.6%
\$ 30,000 to \$ 49,999	8	NC	0.8%	12	NC	1.3%
\$ 50,000 to \$ 74,999	0	NC	0.0%	1	NC	0.1%
\$ 75,000 or more	0	NC	0.0%	0	NC	0.0%
Other:	394	159	38.4%	420	153	46.0%
No earnings	212	126	20.6%	343	136	37.6%
With earnings:	182	104	17.7%	77	47	8.4%

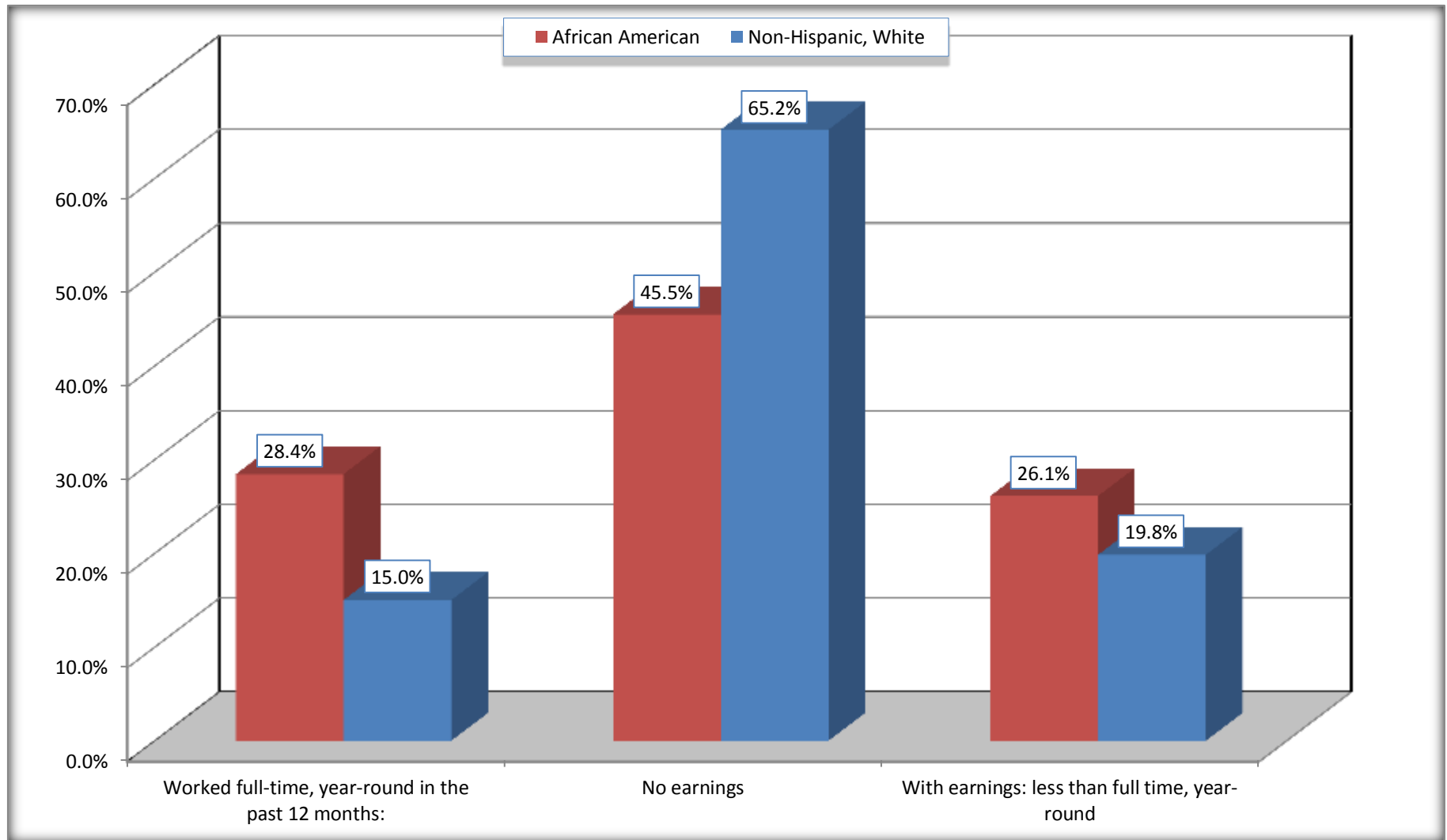
Source: U.S. Census Bureau, 2008-2012 American Community Survey

For information on confidentiality protection, sampling error, nonsampling error, and definitions, see Survey Methodology.

<http://www.census.gov/acs/www/UseData/index.htm>

Employment and Earnings in in the Past 12 Months (16 Years and Over)

West Samoset CDP, Florida



Source: B20005. SEX BY WORK EXPERIENCE IN THE PAST 12 MONTHS BY EARNINGS IN THE PAST 12 MONTHS (IN 2010 INFLATION-ADJUSTED DOLLARS) FOR THE POPULATION 16 YEARS AND OVER

Data Set: 2008-2012 American Community Survey 5-Year Estimates

C21001. SEX BY AGE BY VETERAN STATUS FOR THE CIVILIAN POPULATION 18 YEARS AND OVER

Data Set: 2008-2012 American Community Survey 5-Year Estimates

	West Samoset CDP, Florida					
	African American	Margin of Error (+/-)	% of AA Total	White, Not Hispanic	Margin of Error (+/-)	% of NHW Total
Total:	926	376	100.0%	909	212	100.0%
Veteran	9	NC	1.0%	142	NC	15.6%
Nonveteran	917	NC	99.0%	767	NC	84.4%
Male:	394	214	42.5%	442	120	48.6%
18 to 64 years:	380	214	41.0%	268	101	29.5%
Veteran	9	17	1.0%	47	40	5.2%
Nonveteran	371	216	40.1%	221	97	24.3%
65 years and over:	14	19	1.5%	174	75	19.1%
Veteran	0	19	0.0%	95	55	10.5%
Nonveteran	14	19	1.5%	79	67	8.7%
Female:	532	195	57.5%	467	154	51.4%
18 to 64 years:	532	195	57.5%	211	105	23.2%
Veteran	0	19	0.0%	0	19	0.0%
Nonveteran	532	195	57.5%	211	105	23.2%
65 years and over:	0	19	0.0%	256	110	28.2%
Veteran	0	19	0.0%	0	19	0.0%
Nonveteran	0	19	0.0%	256	110	28.2%

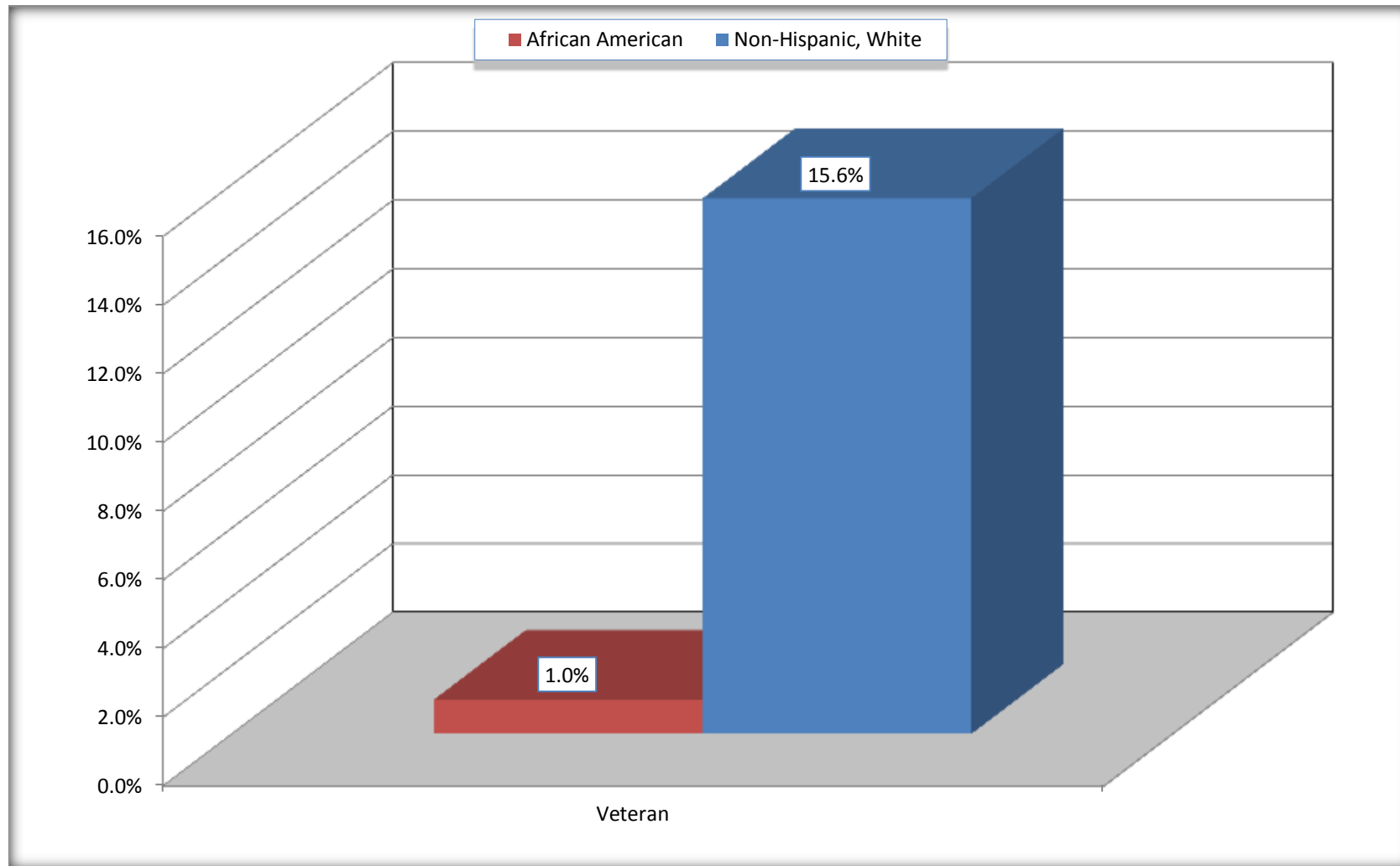
Source: U.S. Census Bureau, 2008-2012 American Community Survey

For information on confidentiality protection, sampling error, nonsampling error, and definitions, see Survey Methodology.

<http://www.census.gov/acs/www/UseData/index.htm>

Veterans in the Civilian Population 18 Years and Over

West Samoset CDP, Florida



Source: C21001. SEX BY AGE BY VETERAN STATUS FOR THE CIVILIAN POPULATION 18 YEARS AND OVER
Data Set: 2008-2012 American Community Survey 5-Year Estimates

B22005. RECEIPT OF FOOD STAMPS/SNAP IN THE PAST 12 MONTHS BY RACE OF HOUSEHOLDER

Data Set: 2008-2012 American Community Survey 5-Year Estimates

	West Samoset CDP, Florida					
	African American	Margin of Error (+/-)	% of AA Total	White, Not Hispanic	Margin of Error (+/-)	% of NHW Total
Total:	398	158	100.0%	605	157	100.0%
HH received Food Stamps/SNAP in the past 12 months	175	108	44.0%	106	70	17.5%
HH did not receive Food Stamps/SNAP in the past 12 months	223	100	56.0%	499	151	82.5%

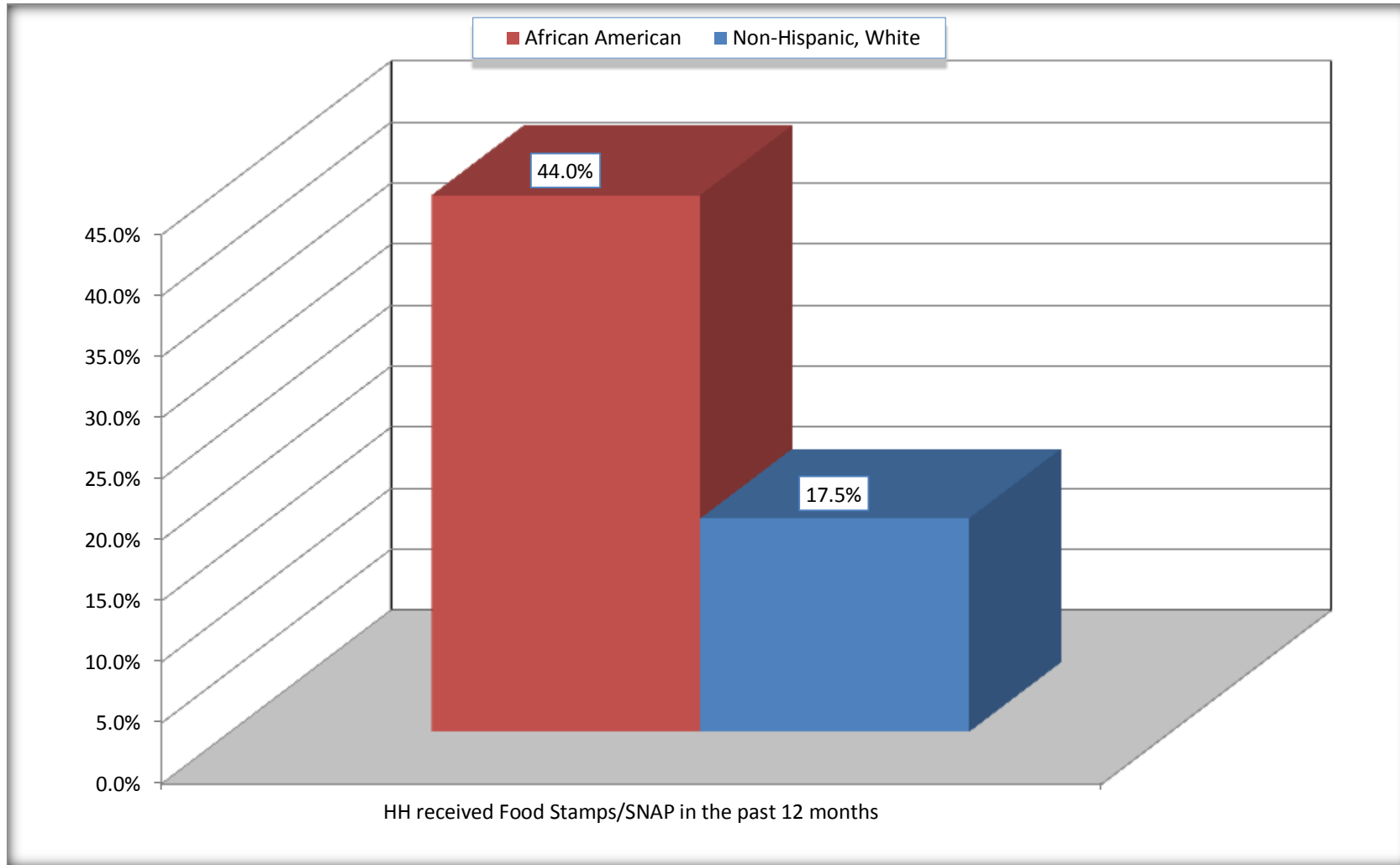
Source: U.S. Census Bureau, 2008-2012 American Community Survey

For information on confidentiality protection, sampling error, nonsampling error, and definitions, see Survey Methodology.

<http://www.census.gov/acs/www/UseData/index.htm>

Receipt of Food Stamps/SNAP in the Past 12 Months by Household

West Samoset CDP, Florida



Source: B22005. RECEIPT OF FOOD STAMPS/SNAP IN THE PAST 12 MONTHS BY RACE OF HOUSEHOLDER
Data Set: 2008-2012 American Community Survey 5-Year Estimates

C23002. SEX BY AGE BY EMPLOYMENT STATUS FOR THE POPULATION 16 YEARS AND OVER

Data Set: 2008-2012 American Community Survey 5-Year Estimates

	West Samoset CDP, Florida					
	African American	Margin of Error (+/-)	% of AA Total	White, Not Hispanic	Margin of Error (+/-)	% of NHW Total
Total:	1,027	402	100.0%	913	211	100.0%
In labor force:	657	NC	64.0%	399	NC	43.7%
In Armed Forces	0	NC	0.0%	0	NC	0.0%
Civilian:	649	NC	63.2%	340	NC	37.2%
Employed	473	NC	46.1%	286	NC	31.3%
Unemployed	184	NC	17.9%	113	NC	12.4%
Not in labor force	370	NC	36.0%	514	NC	56.3%
Male:	463	234	45.1%	446	120	48.8%
16 to 64 years:	449	234	43.7%	272	101	29.8%
In labor force:	251	166	24.4%	174	87	19.1%
In Armed Forces	0	19	0.0%	0	19	0.0%
Civilian:	251	166	24.4%	174	87	19.1%
Employed	183	120	17.8%	157	88	17.2%
Unemployed	68	68	6.6%	17	21	1.9%
Not in labor force	198	156	19.3%	98	61	10.7%
65 years and over:	14	19	1.4%	174	75	19.1%
In labor force:	8	14	0.8%	50	52	5.5%
Employed	8	14	0.8%	20	23	2.2%
Unemployed	0	19	0.0%	30	47	3.3%
Not in labor force	6	13	0.6%	124	64	13.6%

	West Samoset CDP, Florida					
	African American	Margin of Error (+/-)	% of AA Total	White, Not Hispanic	Margin of Error (+/-)	% of NHW Total
Female:	564	210	54.9%	467	154	51.2%
16 to 64 years:	564	210	54.9%	211	105	23.1%
In labor force:	398	175	38.8%	166	92	18.2%
In Armed Forces	0	19	0.0%	0	19	0.0%
Civilian:	398	175	38.8%	166	92	18.2%
Employed	282	150	27.5%	100	43	11.0%
Unemployed	116	81	11.3%	66	63	7.2%
Not in labor force	166	114	16.2%	45	48	4.9%
65 years and over:	0	19	0.0%	256	110	28.0%
In labor force:	0	19	0.0%	9	15	1.0%
Employed	0	19	0.0%	9	15	1.0%
Unemployed	0	19	0.0%	0	19	0.0%
Not in labor force	0	19	0.0%	247	110	27.1%

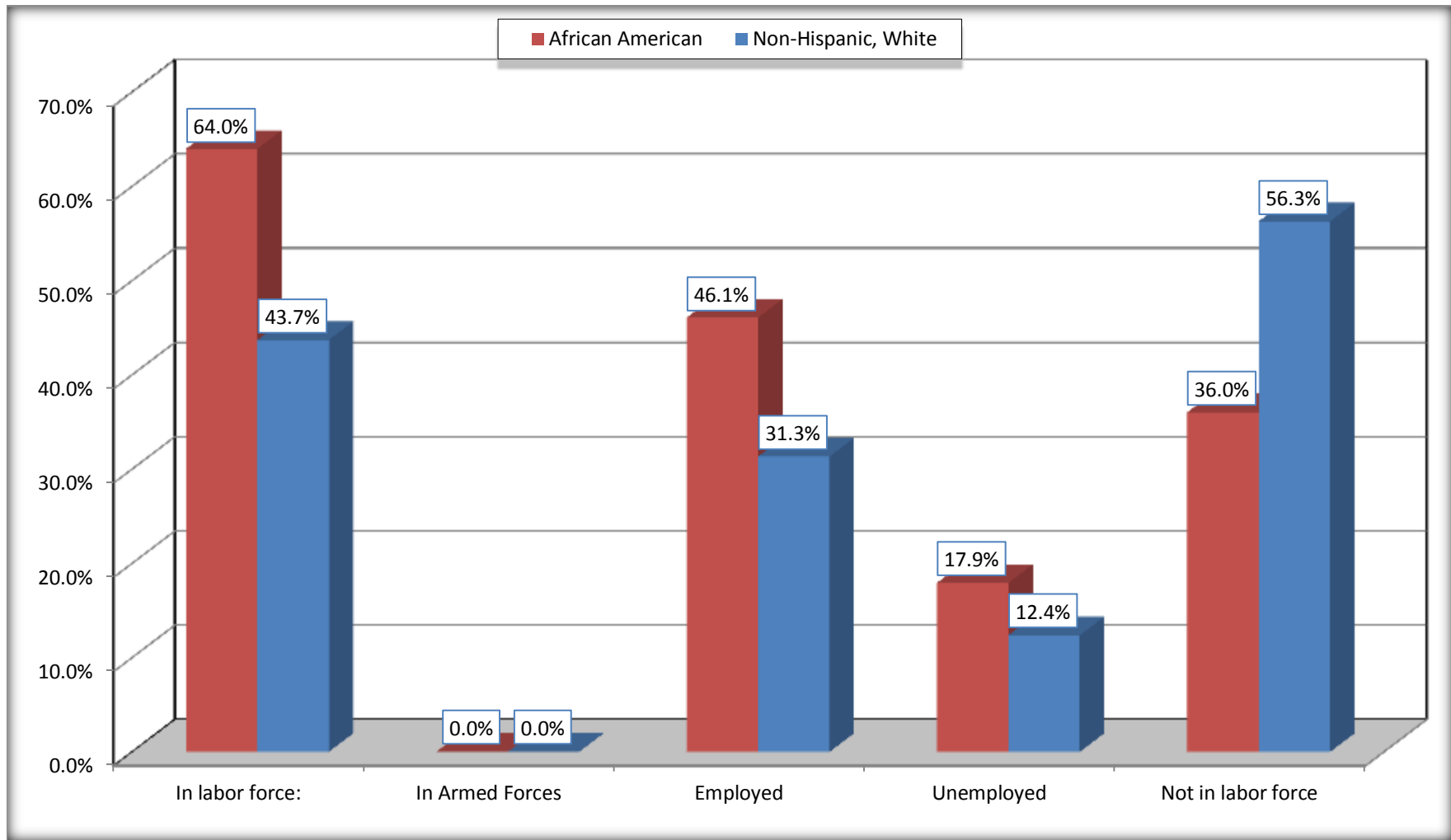
Source: U.S. Census Bureau, 2008-2012 American Community Survey

For information on confidentiality protection, sampling error, nonsampling error, and definitions, see Survey Methodology.

<http://www.census.gov/acs/www/UseData/index.htm>

Employment Status for the Population 16 years and over

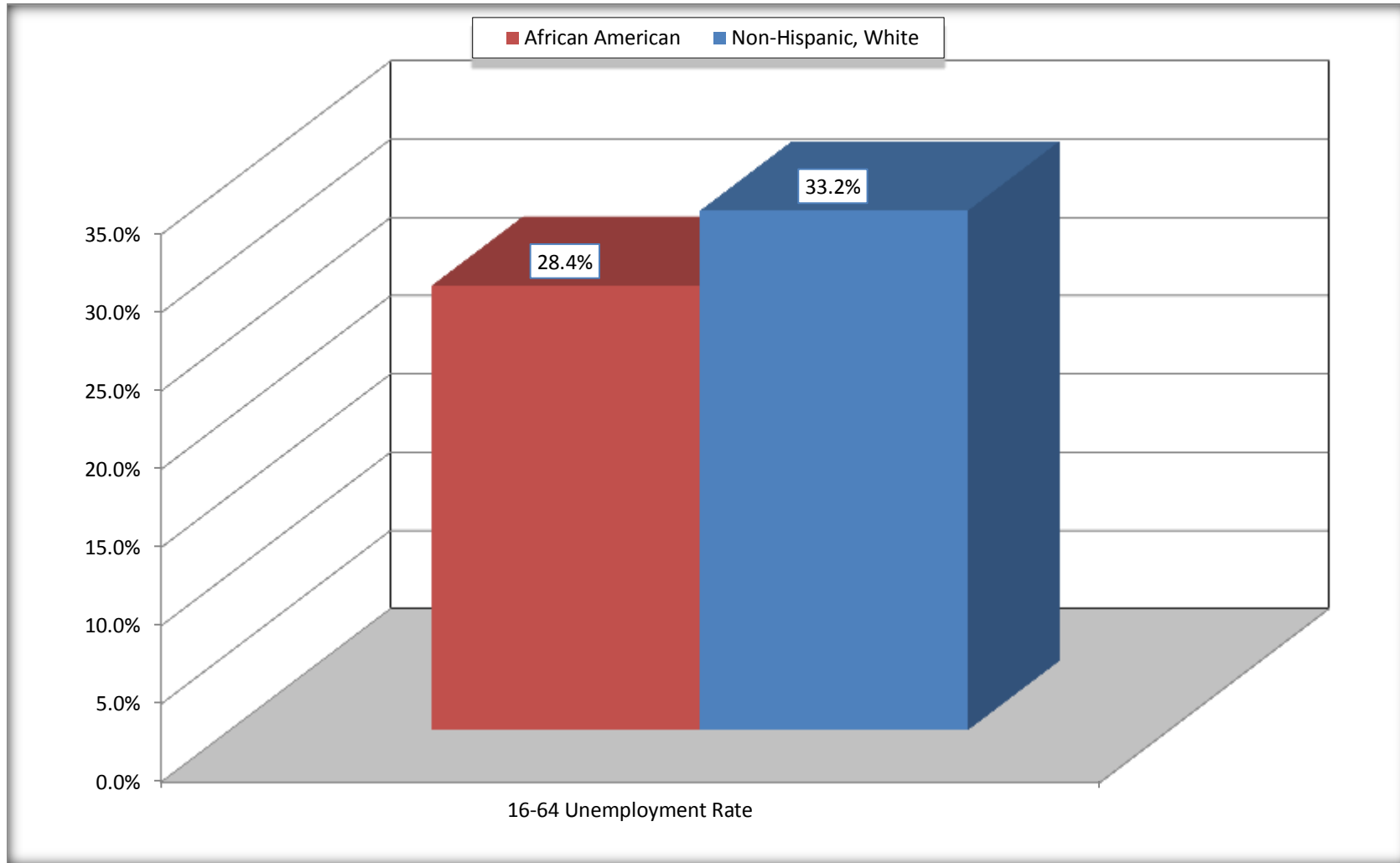
West Samoset CDP, Florida



Source: C23002. SEX BY AGE BY EMPLOYMENT STATUS FOR THE POPULATION 16 YEARS AND OVER
Data Set: 2008-2012 American Community Survey 5-Year Estimates

Unemployment of Working Age Population (Ages 16 to 64) (As a Percent of 16-64 Civilian Labor Force)

West Samoset CDP, Florida



Source: C23002. SEX BY AGE BY EMPLOYMENT STATUS FOR THE POPULATION 16 YEARS AND OVER
Data Set: 2008-2012 American Community Survey 5-Year Estimates

C24010. SEX BY OCCUPATION FOR THE CIVILIAN EMPLOYED POPULATION 16 YEARS AND OVER

Data Set: 2008-2012 American Community Survey 5-Year Estimates

	West Samoset CDP, Florida					
	African American	Margin of Error (+/-)	% of AA Total	White, Not Hispanic	Margin of Error (+/-)	% of NHW Total
Total:	473	222	100.0%	286	104	100.0%
Management, professional, and related occupations	104	NC	22.0%	67	NC	23.4%
Service occupations	189	NC	40.0%	31	NC	10.8%
Sales and office occupations	130	NC	27.5%	113	NC	39.5%
Natural resources, construction, and maintenance occupations:	9	NC	1.9%	0	NC	0.0%
Production, transportation, and material moving occupations	41	NC	8.7%	75	NC	26.2%
Male:	191	121	40.4%	177	93	61.9%
Management, business, science, and arts occupations:	43	51	9.1%	49	45	17.1%
Service occupations	78	67	16.5%	10	16	3.5%
Sales and office occupations	50	51	10.6%	50	41	17.5%
Natural resources, construction, and maintenance occupations:	9	17	1.9%	0	19	0.0%
Production, transportation, and material moving occupations	11	18	2.3%	68	58	23.8%
Female:	282	150	59.6%	109	44	38.1%
Management, professional, and related occupations	61	73	12.9%	18	26	6.3%
Service occupations	111	74	23.5%	21	17	7.3%
Sales and office occupations	80	82	16.9%	63	34	22.0%
Natural resources, construction, and maintenance occupations:	0	19	0.0%	0	19	0.0%
Production, transportation, and material moving occupations	30	38	6.3%	7	11	2.4%

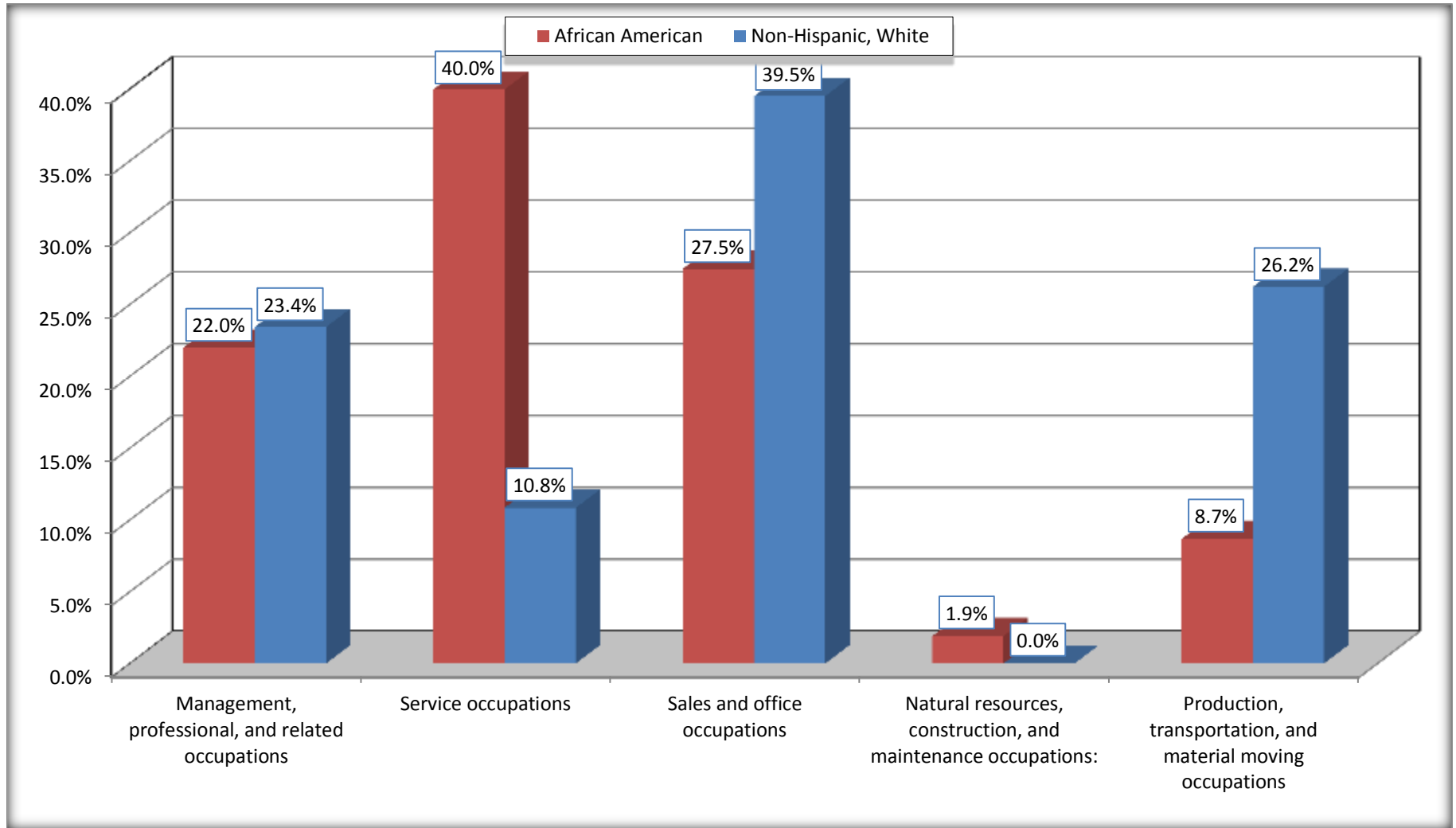
Source: U.S. Census Bureau, 2008-2012 American Community Survey

For information on confidentiality protection, sampling error, nonsampling error, and definitions, see Survey Methodology.

<http://www.census.gov/acs/www/UseData/index.htm>

Occupation for the Civilian Employed 16 Years and Over Population

West Samoset CDP, Florida



Source: C24010. SEX BY OCCUPATION FOR THE CIVILIAN EMPLOYED POPULATION 16 YEARS AND OVER
Data Set: 2008-2012 American Community Survey 5-Year Estimates

B25003. TENURE - Universe: OCCUPIED HOUSING UNITS

Data Set: 2008-2012 American Community Survey 5-Year Estimates

	West Samoset CDP, Florida					
	African American	Margin of Error (+/-)	% of AA Total	White, Not Hispanic	Margin of Error (+/-)	% of NHW Total
Total:	398	158	100.0%	605	157	100.0%
Owner occupied	130	75	32.7%	317	109	52.4%
Renter occupied	268	123	67.3%	288	122	47.6%

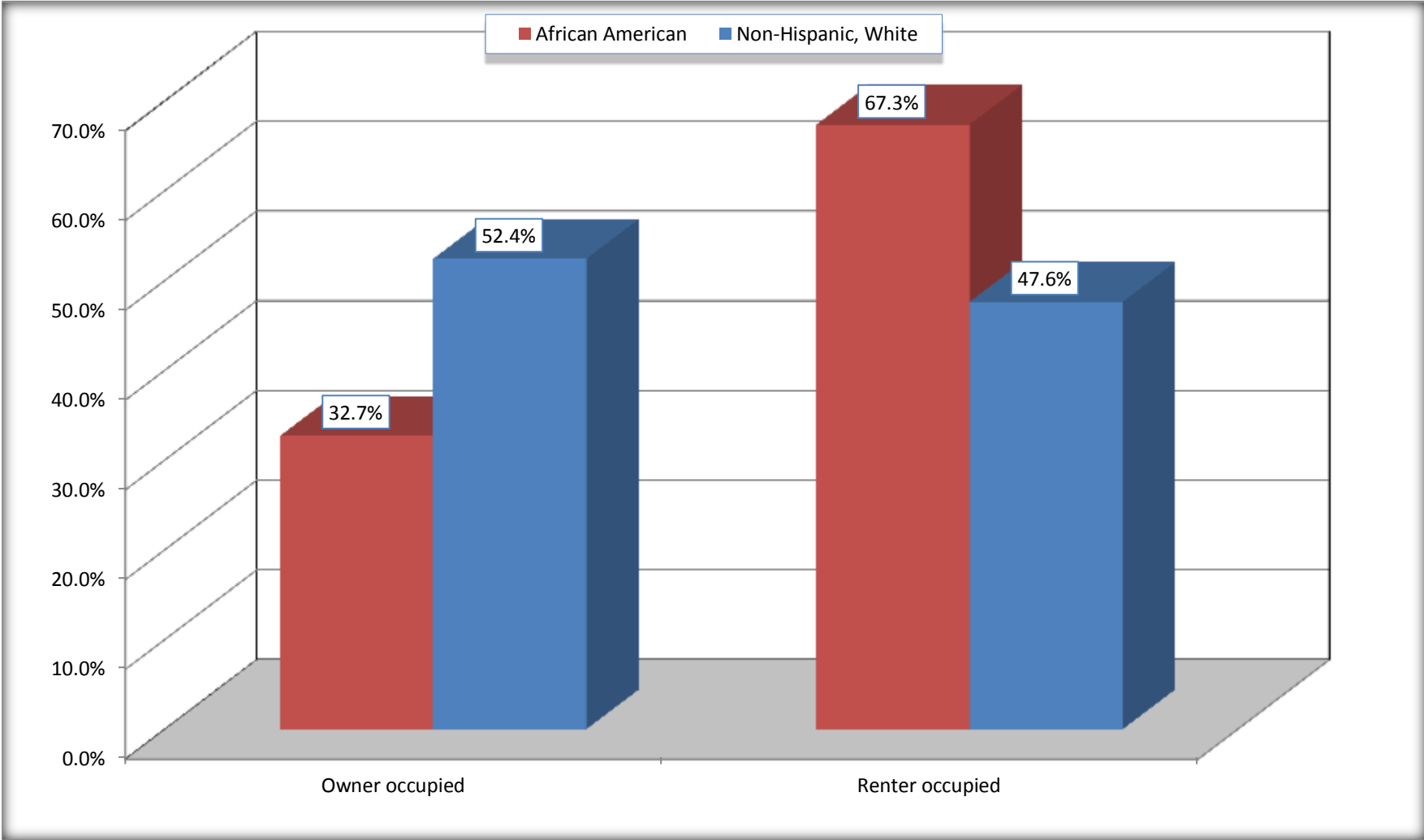
Source: U.S. Census Bureau, 2008-2012 American Community Survey

For information on confidentiality protection, sampling error, nonsampling error, and definitions, see Survey Methodology.

<http://www.census.gov/acs/www/UseData/index.h>

Home Owners and Renters by Household

West Samoset CDP, Florida



Source: B25003. TENURE - Universe: OCCUPIED HOUSING UNITS
Data Set: 2008-2012 American Community Survey 5-Year Estimates

B25014. OCCUPANTS PER ROOM - Universe: OCCUPIED HOUSING UNITS

Data Set: 2008-2012 American Community Survey 5-Year Estimates

	West Samoset CDP, Florida					
	African American	Margin of Error (+/-)	% of AA Total	White, Not Hispanic	Margin of Error (+/-)	% of NHW Total
Total:	398	158	100.0%	605	157	100.0%
1.00 or less occupants per room	382	156	96.0%	605	157	100.0%
1.01 or more occupants per room	16	28	4.0%	0	19	0.0%

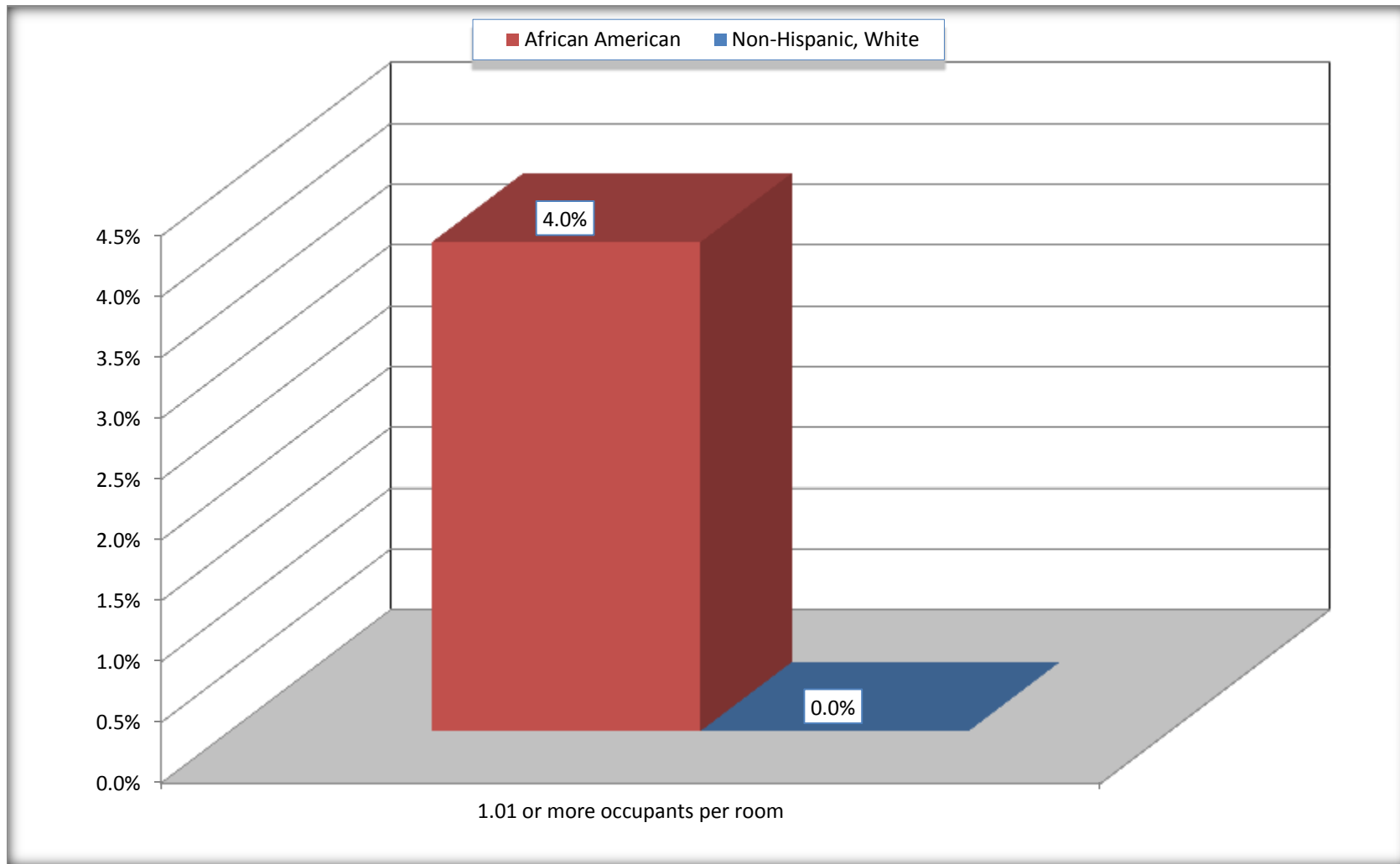
Source: U.S. Census Bureau, 2008-2012 American Community Survey

For information on confidentiality protection, sampling error, nonsampling error, and definitions, see Survey Methodology.

<http://www.census.gov/acs/www/UseData/index.ht>

More than One Person per Room (Crowding) by Household

West Samoset CDP, Florida



Source: B25014. OCCUPANTS PER ROOM - Universe: OCCUPIED HOUSING UNITS
Data Set: 2008-2012 American Community Survey 5-Year Estimates

B18101. AGE BY DISABILITY STATUS

Data Set: 2008-2012 American Community Survey 5-Year Estimates

	West Samoset CDP, Florida					
	African American	Margin of Error (+/-)	% of AA Total	White, Not Hispanic	Margin of Error (+/-)	% of NHW Total
Total:	1,310	533	100.0%	974	248	100.0%
Under 18 years:	395	216	30.2%	69	3	7.1%
With a disability	51	76	3.9%	12	21	1.2%
No disability	344	185	26.3%	57	60	5.9%
18 to 64 years:	907	377	69.2%	475	155	48.8%
With a disability	199	165	15.2%	183	91	18.8%
No disability	708	304	54.0%	292	108	30.0%
65 years and over:	8	14	0.6%	430	146	44.1%
With a disability	8	14	0.6%	300	120	30.8%
No disability	0	19	0.0%	130	69	13.3%

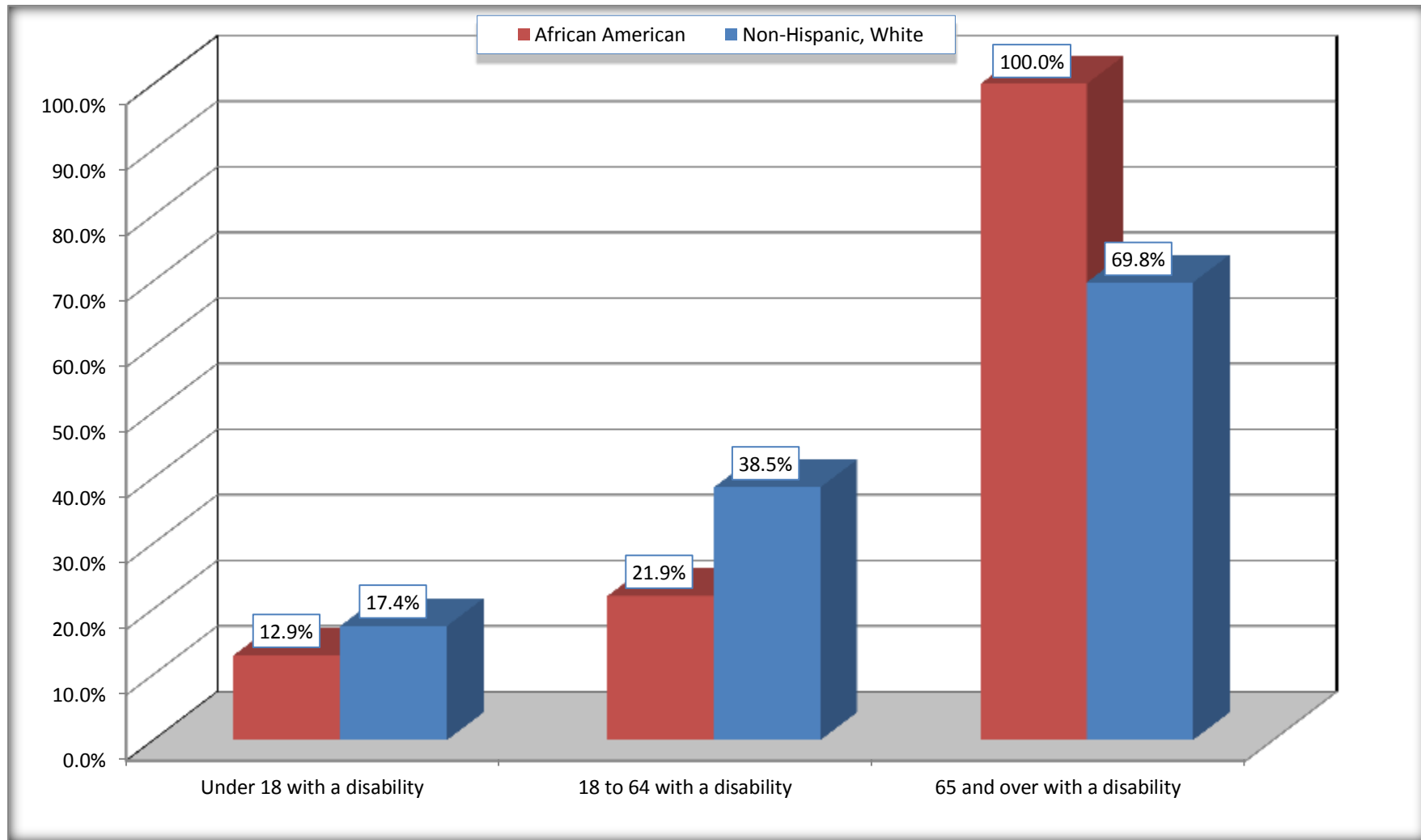
Source: U.S. Census Bureau, 2008-2012 American Community Survey

For information on confidentiality protection, sampling error, nonsampling error, and definitions, see Survey Methodology.

<http://www.census.gov/acs/www/UseData/index.htm>

Disability by Age

West Samoset CDP, Florida



Source: B18101. AGE BY DISABILITY STATUS
Data Set: 2008-2012 American Community Survey 5-Year Estimates

C27001B. HEALTH INSURANCE COVERAGE STATUS BY AGE

Data Set: 2008-2012 American Community Survey 5-Year Estimates

	West Samoset CDP, Florida					
	African American	Margin of Error (+/-)	% of AA Total	White, Not Hispanic	Margin of Error (+/-)	% of NHW Total
Total:	1,310	533	100.0%	974	248	100.0%
Under 18 years:	395	216	30.2%	69	63	7.1%
With health insurance coverage	320	204	24.4%	68	61	7.0%
No health insurance coverage	75	67	5.7%	1	18	0.1%
18 to 64 years:	907	377	69.2%	475	155	48.8%
With health insurance coverage	624	272	47.6%	342	121	35.1%
No health insurance coverage	283	188	21.6%	133	84	13.7%
65 years and over:	8	14	0.6%	430	146	44.1%
With health insurance coverage	8	14	0.6%	430	146	44.1%
No health insurance coverage	0	19	0.0%	0	19	0.0%

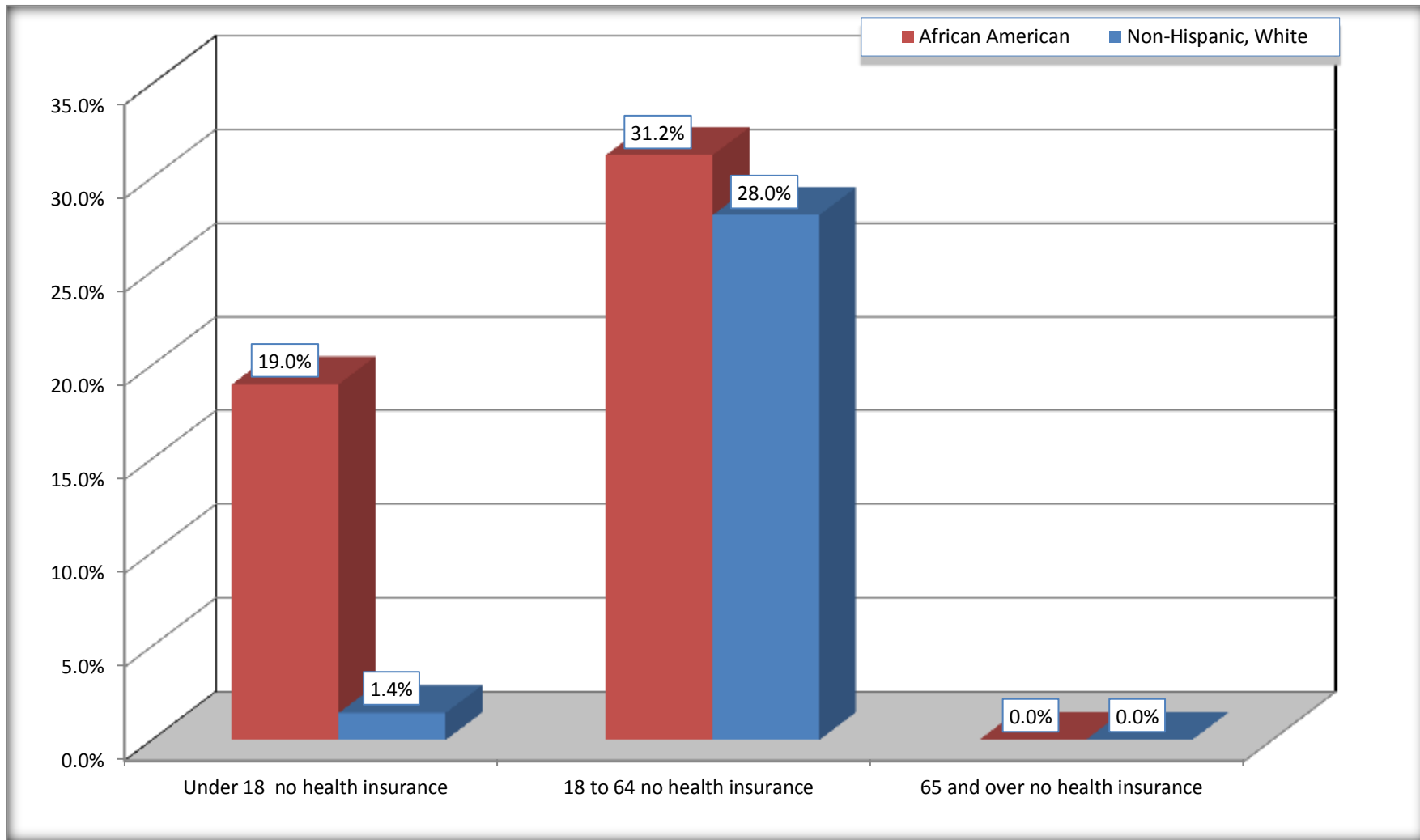
Source: U.S. Census Bureau, 2008-2012 American Community Survey

For information on confidentiality protection, sampling error, nonsampling error, and definitions, see Survey Methodology.

<http://www.census.gov/acs/www/UseData/index.htm>

Lack of Health Insurance Coverage by Age

West Samoset CDP, Florida



Source: C27001B. HEALTH INSURANCE COVERAGE STATUS BY AGE
Data Set: 2008-2012 American Community Survey 5-Year Estimates