

Selected Socio-Economic Data

Lee County, Arkansas

African American and White, Not Hispanic

Data Set: 2008-2012 American Community Survey 5-Year Estimates

www.fairvote2020.org

www.fairdata2000.com

[29-Dec-13](#)

C02003.DETAILED RACE - Universe: TOTAL POPULATION

Data Set: 2008-2012 American Community Survey 5-Year Estimates

	Lee County, Arkansas		
	Population	Margin of Error (+/-)	% of Total
Total:	10,430	*****	100.0%
Population of one race:	10,424	11	99.9%
White	4,408	50	42.3%
Black or African American	5,888	38	56.5%
American Indian and Alaska Native	34	38	0.3%
Asian alone	0	19	0.0%
Native Hawaiian and Other Pacific Islander	0	19	0.0%
Some other race	94	50	0.9%
Population of two or more races:	6	11	0.1%
Two races including Some other race	0	19	0.0%
Two races excluding Some other race, and three or more races	6	11	0.1%
Population of two races:	6	11	0.1%
White; Black or African American	6	11	0.1%
White; American Indian and Alaska Native	0	19	0.0%
White; Asian	0	19	0.0%
Black or African American; American Indian and Alaska Native	0	19	0.0%
All other two race combinations	0	19	0.0%
Population of three races	0	19	0.0%
Population of four or more races	0	19	0.0%

Note: Hispanics may be of any race. See Table B03002 and chart.

Source: U.S. Census Bureau, 2008-2012 American Community Survey

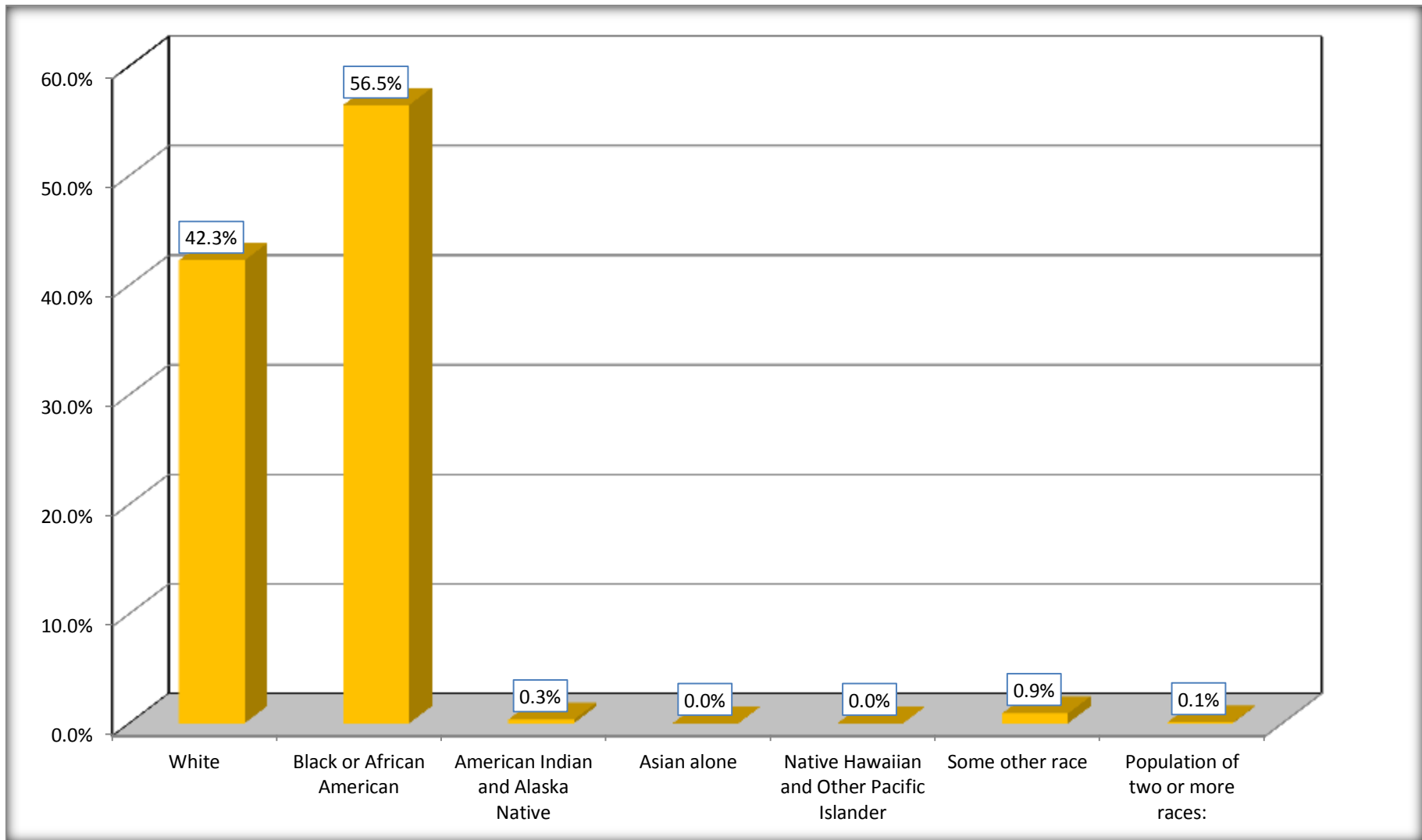
Although the American Community Survey (ACS) produces population, demographic and housing unit estimates, it is the Census Bureau's Population Estimates Program that produces and disseminates the official estimates of the population for the nation, states, counties, cities and towns and estimates of housing units for states and counties.

For information on confidentiality protection, sampling error, nonsampling error, and definitions, see Survey Methodology.

<http://www.census.gov/acs/www/UseData/index.htm>

Population by Race

Lee County, Arkansas



Source: C02003.DETAILED RACE - Universe: TOTAL POPULATION
Data Set: 2008-2012 American Community Survey 5-Year Estimates

B03002. HISPANIC OR LATINO ORIGIN BY RACE - Universe: TOTAL POPULATION

Data Set: 2008-2012 American Community Survey 5-Year Estimates

	Lee County, Arkansas		
	Population	Margin of Error (+/-)	% of Total
Total:	10,430	*****	100.0%
Not Hispanic or Latino:	10,244	*****	98.2%
White alone	4,322	19	41.4%
Black or African American alone	5,888	38	56.5%
American Indian and Alaska Native alone	34	38	0.3%
Asian alone	0	19	0.0%
Native Hawaiian and Other Pacific Islander alone	0	19	0.0%
Some other race alone	0	19	0.0%
Two or more races:	0	19	0.0%
Two races including Some other race	0	19	0.0%
Two races excluding Some other race, and three or more races	0	19	0.0%
Hispanic or Latino	186	*****	1.8%

Source: U.S. Census Bureau, 2008-2012 American Community Survey

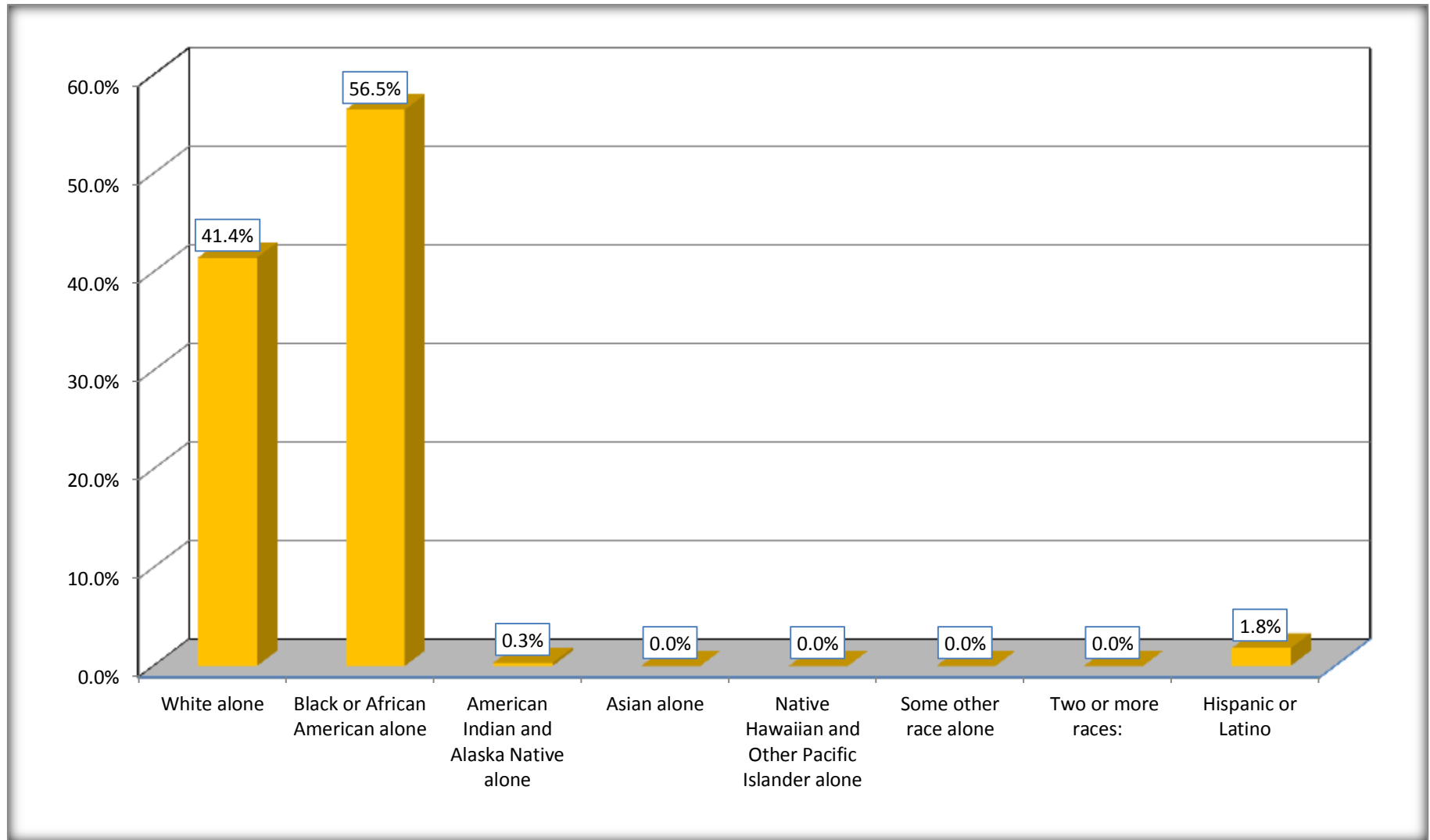
Although the American Community Survey (ACS) produces population, demographic and housing unit estimates, it is the Census Bureau's Population Estimates Program that produces and disseminates the official estimates of the population for the nation, states, counties, cities and towns and estimates of housing units for states and counties.

For information on confidentiality protection, sampling error, nonsampling error, and definitions, see Survey Methodology.

<http://www.census.gov/acs/www/UseData/index.htm>

Non-Hispanic by Race and Hispanic Population

Lee County, Arkansas



Source: B03002. HISPANIC OR LATINO ORIGIN BY RACE - Universe: TOTAL POPULATION
Data Set: 2008-2012 American Community Survey 5-Year Estimates

B03002. HISPANIC OR LATINO ORIGIN BY RACE

Data Set: 2008-2012 American Community Survey 5-Year Estimates

	Lee County, Arkansas		
	Population	Margin of Error (+/-)	% of Total
Hispanic or Latino:	186	*****	100.0%
White alone	86	50	46.2%
Black or African American alone	0	19	0.0%
American Indian and Alaska Native alone	0	19	0.0%
Asian alone	0	19	0.0%
Native Hawaiian and Other Pacific Islander alone	0	19	0.0%
Some other race alone	94	50	50.5%
Two or more races:	6	11	3.2%
Two races including Some other race	0	19	0.0%
Two races excluding Some other race, and three or more races	6	11	3.2%

Source: U.S. Census Bureau, 2008-2012 American Community Survey

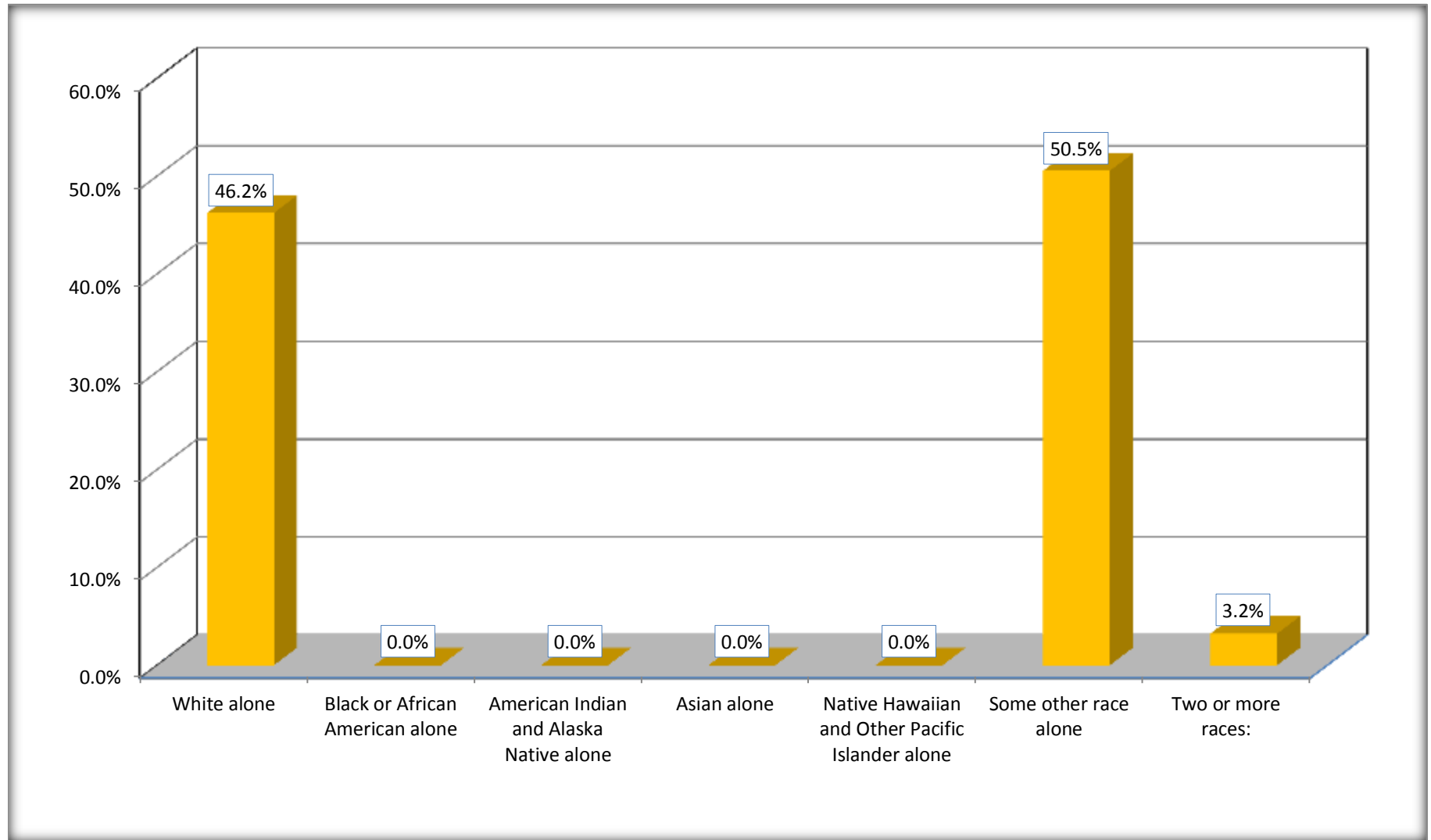
Although the American Community Survey (ACS) produces population, demographic and housing unit estimates, it is the Census Bureau's Population Estimates Program that produces and disseminates the official estimates of the population for the nation, states, counties, cities and towns and estimates of housing units for states and counties.

For information on confidentiality protection, sampling error, nonsampling error, and definitions, see Survey Methodology.

<http://www.census.gov/acs/www/UseData/index.htm>

Hispanic or Latino Origin by Race

Lee County, Arkansas



Source: B03002. HISPANIC OR LATINO ORIGIN BY RACE
Data Set: 2008-2012 American Community Survey 5-Year Estimates

B01001. SEX BY AGE

Data Set: 2008-2012 American Community Survey 5-Year Estimates

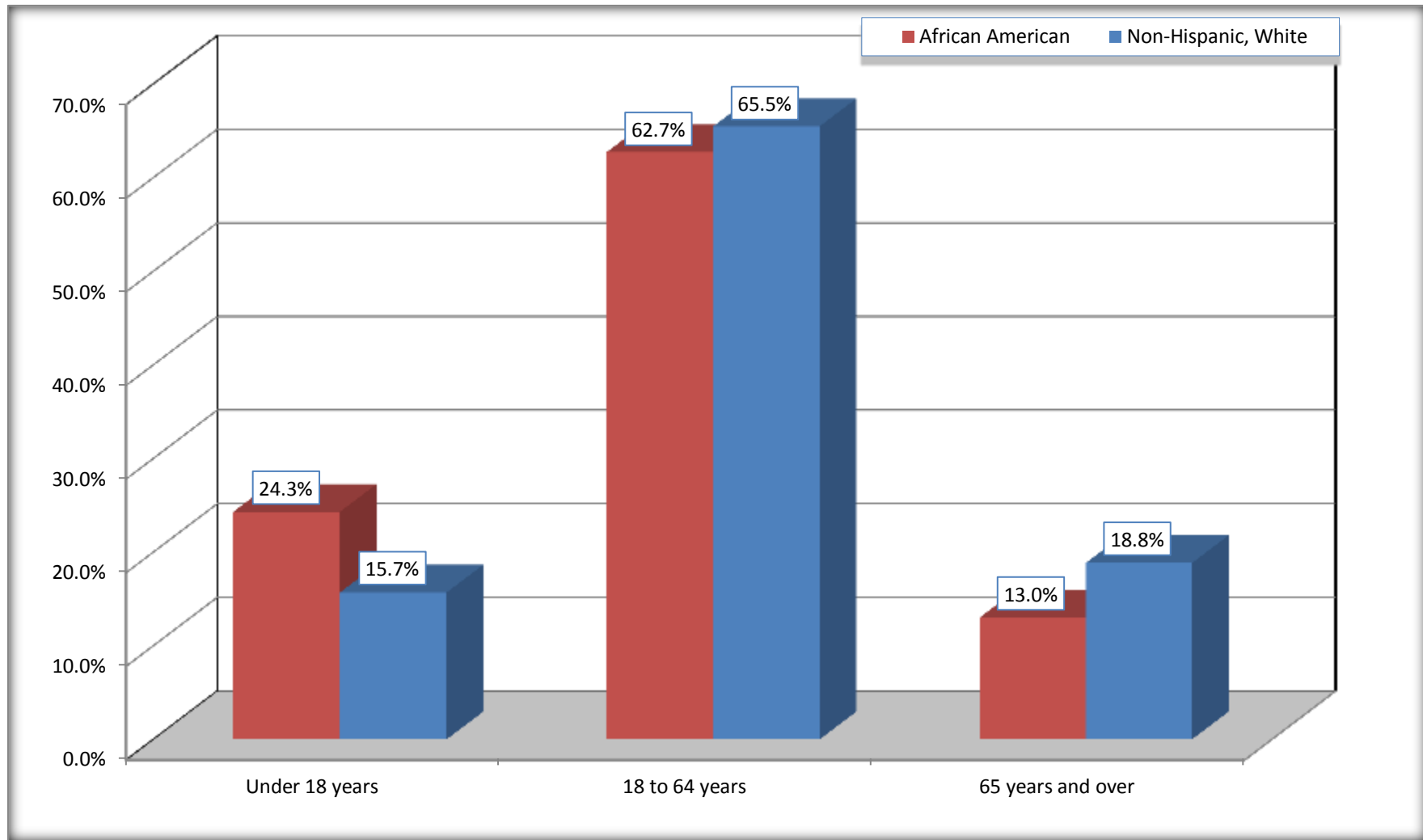
	Lee County, Arkansas					
	African American	Margin of Error (+/-)	% of AA Total	White, Not Hispanic	Margin of Error (+/-)	% of NHW Total
Total:	5,888	38	100.0%	4,322	19	100.0%
Under 18 years	1,431	NC	24.3%	678	NC	15.7%
18 to 64 years	3,693	NC	62.7%	2,830	NC	65.5%
65 years and over	764	NC	13.0%	814	NC	18.8%
Male:	3,132	19	53.2%	2,524	389	58.4%
Under 18 years	693	NC	11.8%	343	NC	7.9%
18 to 64 years	2,126	NC	36.1%	1,788	NC	41.4%
65 years and over	313	NC	5.3%	393	NC	9.1%
Female:	2,756	38	46.8%	1,798	412	41.6%
Under 18 years	738	NC	12.5%	335	NC	7.8%
18 to 64 years	1,567	NC	26.6%	1,042	NC	24.1%
65 years and over	451	NC	7.7%	421	NC	9.7%

Source: U.S. Census Bureau, 2008-2012 American Community Survey

Although the American Community Survey (ACS) produces population, demographic and housing unit estimates, it is the Census Bureau's Population Estimates Program that produces and disseminates the official estimates of the population for the nation, states, counties, cities and towns and estimates of housing units for states and counties.

For information on confidentiality protection, sampling error, nonsampling error, and definitions, see Survey Methodology.
<http://www.census.gov/acs/www/UseData/index.htm>

Population by Age Lee County, Arkansas



Source: B01001. SEX BY AGE
Data Set: 2008-2012 American Community Survey 5-Year Estimates

B05003. SEX BY AGE BY CITIZENSHIP STATUS

Data Set: 2008-2012 American Community Survey 5-Year Estimates

	Lee County, Arkansas					
	African American	Margin of Error (+/-)	% of AA Total by Age	White, Not Hispanic	Margin of Error (+/-)	% of NHW Total by Age
Total:	5,888	38	100.0%	4,322	19	100.0%
Under 18 years:	1,431	NC	100.0%	678	NC	100.0%
Native	1,431	NC	100.0%	678	NC	100.0%
Foreign born:	0	NC	0.0%	0	NC	0.0%
Naturalized U.S. citizen	0	NC	0.0%	0	NC	0.0%
Not a U.S. citizen	0	NC	0.0%	0	NC	0.0%
18 years and over:	4,457	NC	100.0%	3,644	NC	100.0%
Native	4,457	NC	100.0%	3,602	NC	98.8%
Foreign born:	0	NC	0.0%	42	NC	1.2%
Naturalized U.S. citizen	0	NC	0.0%	5	NC	0.1%
Not a U.S. citizen	0	NC	0.0%	37	NC	1.0%
Male:	3,132	19	53.2%	2,524	37	58.4%
Under 18 years:	693	19	100.0%	343	37	100.0%
Native	693	19	100.0%	343	37	100.0%
Foreign born:	0	19	0.0%	0	19	0.0%
Naturalized U.S. citizen	0	19	0.0%	0	19	0.0%
Not a U.S. citizen	0	19	0.0%	0	19	0.0%
18 years and over:	2,439	19	100.0%	2,181	19	100.0%
Native	2,439	19	100.0%	2,139	57	98.1%
Foreign born:	0	19	0.0%	42	57	1.9%
Naturalized U.S. citizen	0	19	0.0%	5	9	0.2%
Not a U.S. citizen	0	19	0.0%	37	56	1.7%

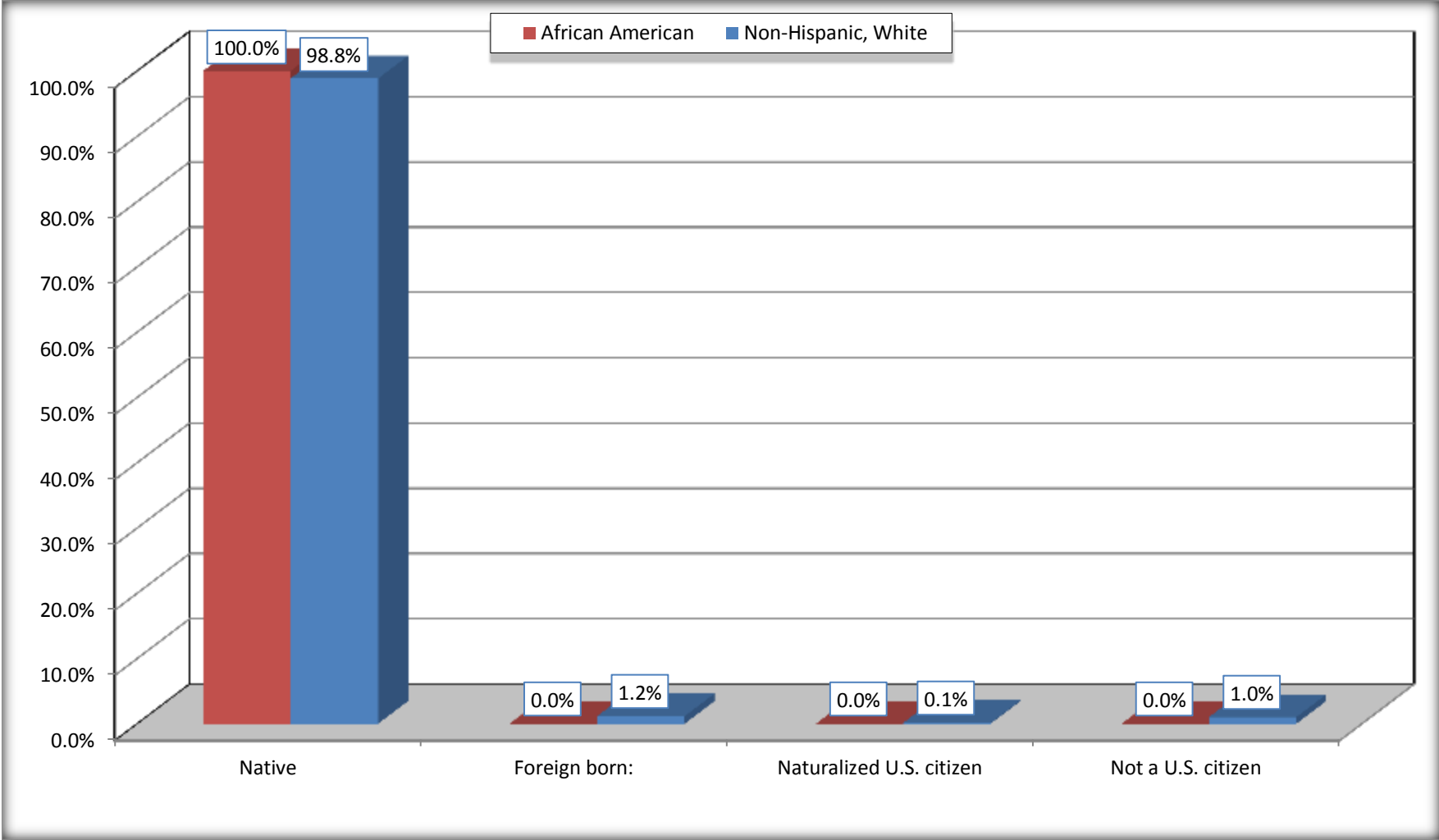
	Lee County, Arkansas					
	African American	Margin of Error (+/-)	% of AA by Age	White, Not Hispanic	Margin of Error (+/-)	% of NHW by Age
Female:	2,756	38	46.8%	1,798	37	41.6%
Under 18 years:	738	28	100.0%	335	37	100.0%
Native	738	28	100.0%	335	37	100.0%
Foreign born:	0	19	0.0%	0	19	0.0%
Naturalized U.S. citizen	0	19	0.0%	0	19	0.0%
Not a U.S. citizen	0	19	0.0%	0	19	0.0%
18 years and over:	2,018	25	100.0%	1,463	19	100.0%
Native	2,018	25	100.0%	1,463	19	100.0%
Foreign born:	0	19	0.0%	0	19	0.0%
Naturalized U.S. citizen	0	19	0.0%	0	19	0.0%
Not a U.S. citizen	0	19	0.0%	0	19	0.0%

Source: U.S. Census Bureau, 2008-2012 American Community Survey

For information on confidentiality protection, sampling error, nonsampling error, and definitions, see Survey Methodology.
<http://www.census.gov/acs/www/UseData/index.htm>

Citizenship Status of Voting Age Population (18 and Over)

Lee County, Arkansas



Source: B05003. SEX BY AGE BY CITIZENSHIP STATUS
Data Set: 2008-2012 American Community Survey 5-Year Estimates

**B07004. GEOGRAPHICAL MOBILITY IN THE PAST YEAR BY RACE FOR CURRENT RESIDENCE IN THE UNITED STATES - Universe:
POPULATION 1 YEAR AND OVER**

Data Set: 2008-2012 American Community Survey 5-Year Estimates

	Lee County, Arkansas					
	African American	Margin of Error (+/-)	% of AA Total	White, Not Hispanic	Margin of Error (+/-)	% of NHW Total
Total:	5,844	66	100.0%	4,290	29	100.0%
Same house 1 year ago	4,977	269	85.2%	3,720	204	86.7%
Moved within same county	336	164	5.7%	280	173	6.5%
Moved from different county within same state	421	194	7.2%	204	91	4.8%
Moved from different state	110	103	1.9%	60	49	1.4%
Moved from abroad	0	19	0.0%	26	30	0.6%

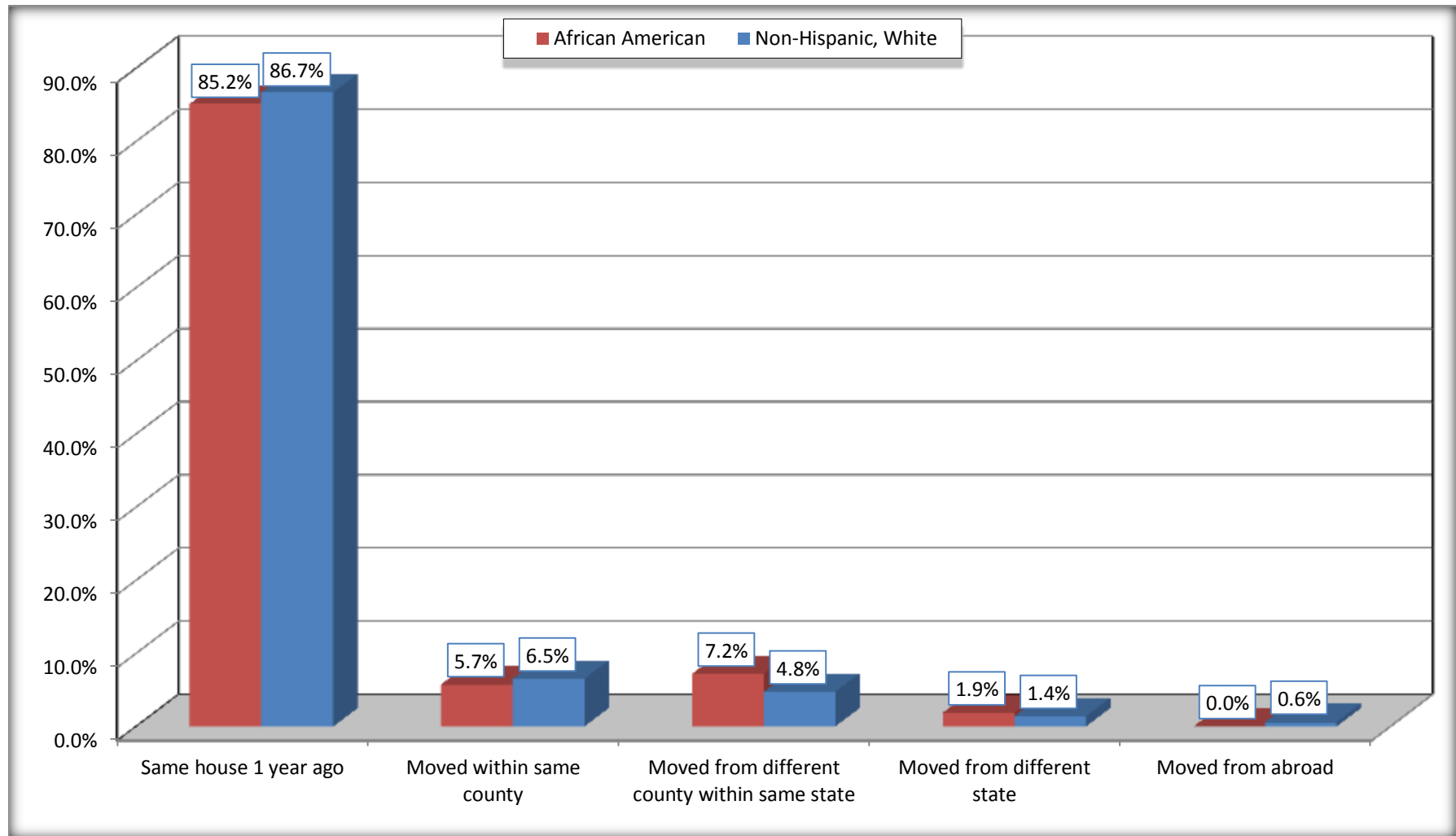
Source: U.S. Census Bureau, 2008-2012 American Community Survey

For information on confidentiality protection, sampling error, nonsampling error, and definitions, see Survey Methodology.

<http://www.census.gov/acs/www/UseData/index.htm>

Geographical Mobility in the Past Year (Population 1 Year and Over)

Lee County, Arkansas



Source: B07004. GEOGRAPHICAL MOBILITY IN THE PAST YEAR BY RACE FOR CURRENT RESIDENCE IN THE UNITED STATES - Universe: POPULATION 1 YEAR AND OVER

Data Set: 2008-2012 American Community Survey 5-Year Estimates

B08105. MEANS OF TRANSPORTATION TO WORK - Universe: WORKERS 16 YEARS AND OVER

Data Set: 2008-2012 American Community Survey 5-Year Estimates

	Lee County, Arkansas					
	African American	Margin of Error (+/-)	% of AA Total	White, Not Hispanic	Margin of Error (+/-)	% of NHW Total
Total:	1465	237	100.0%	1442	215	100.0%
Car, truck, or van - drove alone	1088	173	74.3%	1100	184	76.3%
Car, truck, or van - carpooled	238	121	16.2%	215	93	14.9%
Public transportation (excluding taxicab)	2	4	0.1%	0	19	0.0%
Walked	93	86	6.3%	84	67	5.8%
Taxicab, motorcycle, bicycle, or other means	14	21	1.0%	10	17	0.7%
Worked at home	30	31	2.0%	33	25	2.3%

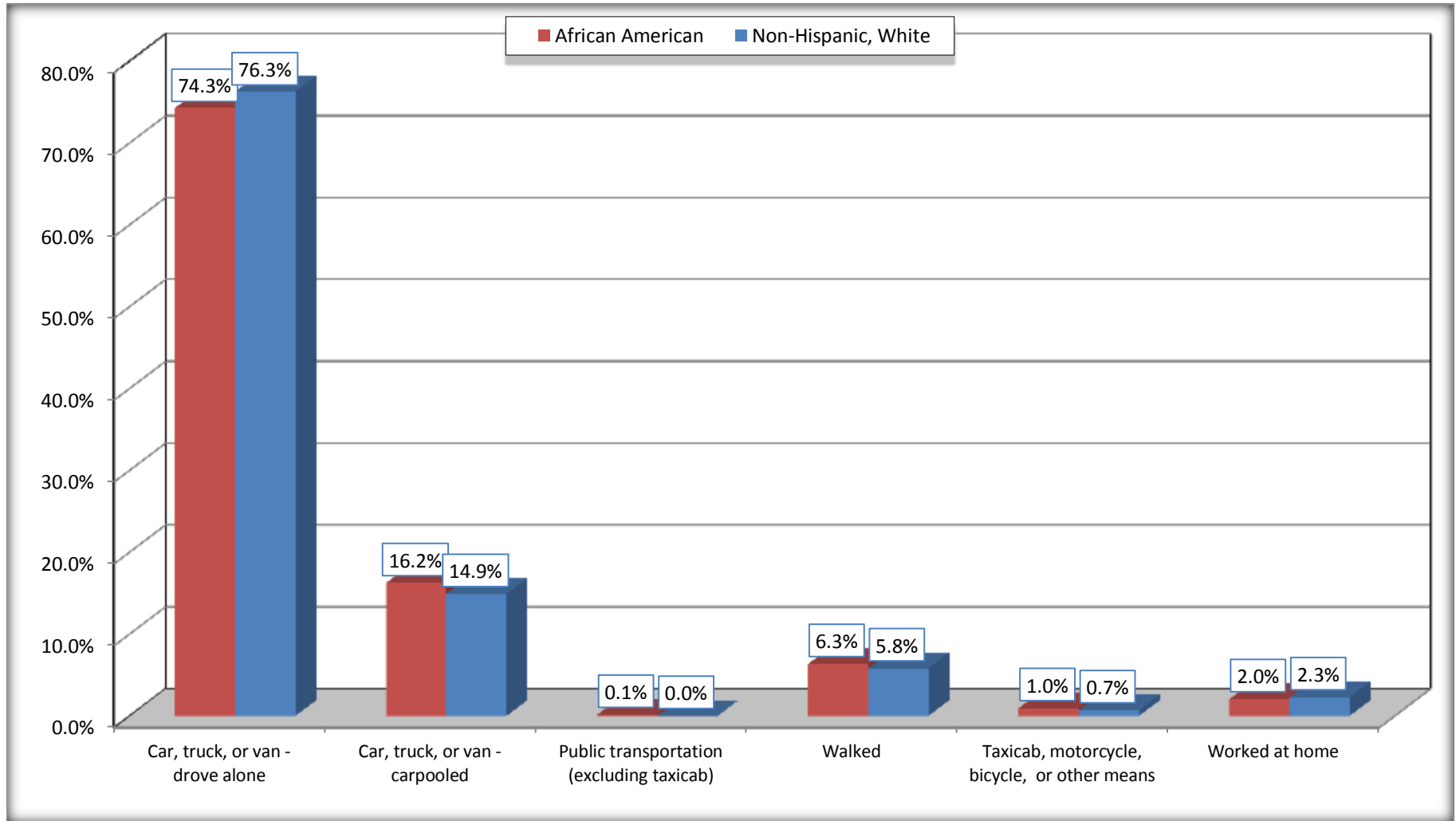
Source: U.S. Census Bureau, 2008-2012 American Community Survey

For information on confidentiality protection, sampling error, nonsampling error, and definitions, see Survey Methodology.

<http://www.census.gov/acs/www/UseData/index.htm>

Means of Transportation to Work (Workers 16 Years and Over)

Lee County, Arkansas



Source: B08105. MEANS OF TRANSPORTATION TO WORK - Universe: WORKERS 16 YEARS AND OVER
Data Set: 2008-2012 American Community Survey 5-Year Estimates

B11002. HOUSEHOLD TYPE BY RELATIVES AND NONRELATIVES FOR POPULATION IN HOUSEHOLDS

Data Set: 2008-2012 American Community Survey 5-Year Estimates

	Lee County, Arkansas					
	African American	Margin of Error (+/-)	% of AA Total	White, Not Hispanic	Margin of Error (+/-)	% of NHW Total
Total:	5130	164	100.0%	3737	181	100.0%
In family households	4299	268	83.8%	3164	213	84.7%
In nonfamily households	831	204	16.2%	573	142	15.3%

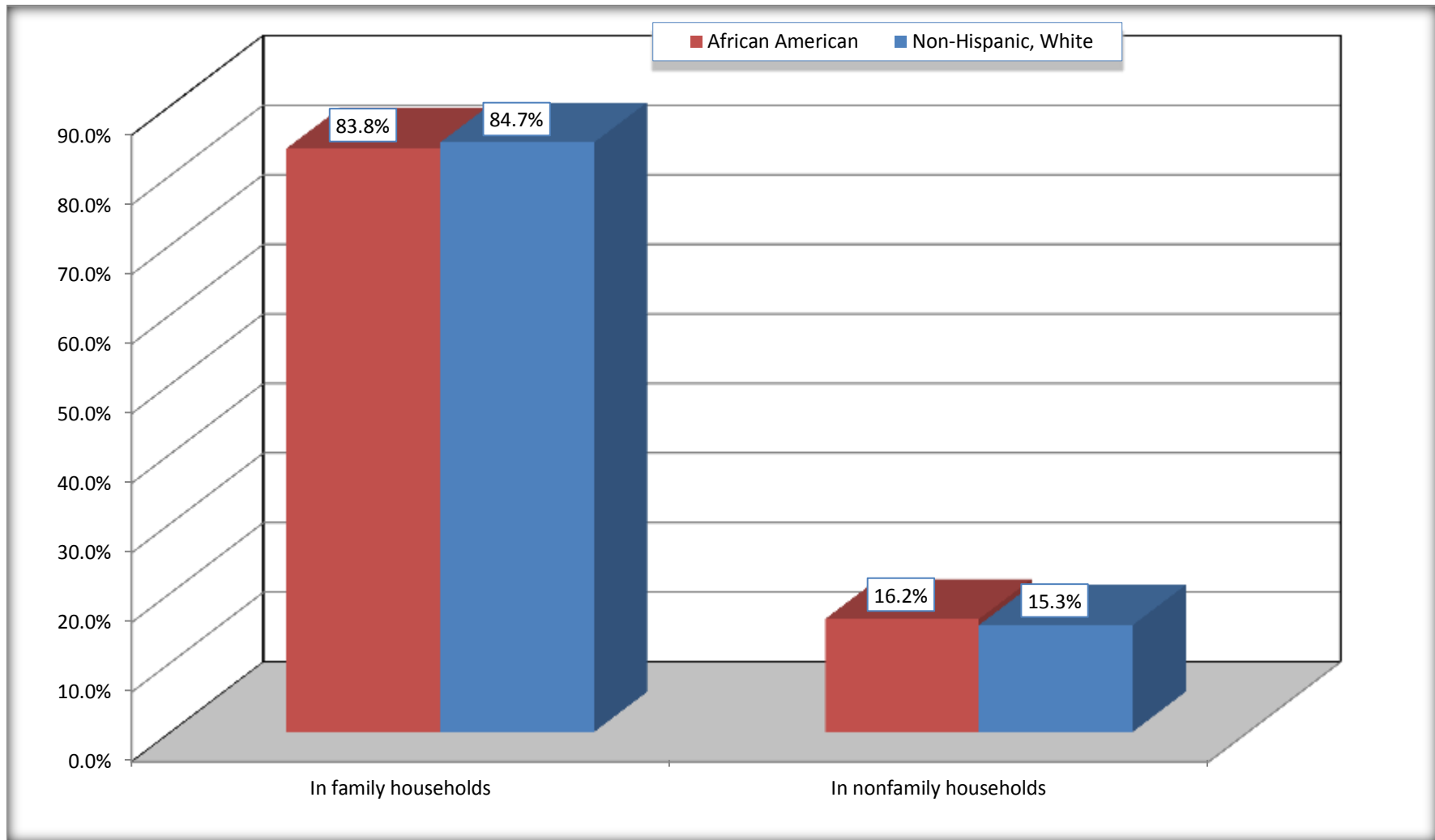
Source: U.S. Census Bureau, 2008-2012 American Community Survey

For information on confidentiality protection, sampling error, nonsampling error, and definitions, see Survey Methodology.

<http://www.census.gov/acs/www/UseData/index.htm>

Household Type for Population in Households

Lee County, Arkansas



Source: B11002. HOUSEHOLD TYPE BY RELATIVES AND NONRELATIVES FOR POPULATION IN HOUSEHOLDS
Data Set: 2008-2012 American Community Survey 5-Year Estimates

B12002. MARITAL STATUS FOR THE POPULATION 15 YEARS AND OVER

Data Set: 2008-2012 American Community Survey 5-Year Estimates

	Lee County, Arkansas					
	African American	Margin of Error (+/-)	% of AA Total	White, Not Hispanic	Margin of Error (+/-)	% of NHW Total
Total:	4,709	38	100.0%	3,763	2	100.0%
Never married	2,270	NC	48.2%	1,265	NC	33.6%
Now married (except separated)	1,095	NC	23.3%	1,574	NC	41.8%
Separated	206	NC	4.4%	126	NC	3.3%
Widowed	462	NC	9.8%	310	NC	8.2%
Divorced	676	NC	14.4%	488	NC	13.0%
Male:	2,572	19	54.6%	2,215	21	58.9%
Never married	1,444	149	30.7%	938	154	24.9%
Now married (except separated)	690	149	14.7%	801	131	21.3%
Separated	80	58	1.7%	64	52	1.7%
Widowed	54	33	1.1%	51	39	1.4%
Divorced	304	119	6.5%	361	96	9.6%
Female:	2,137	38	45.4%	1,548	21	41.1%
Never married	826	98	17.5%	327	78	8.7%
Now married (except separated)	405	108	8.6%	773	99	20.5%
Separated	126	64	2.7%	62	35	1.6%
Widowed	408	94	8.7%	259	60	6.9%
Divorced	372	134	7.9%	127	50	3.4%

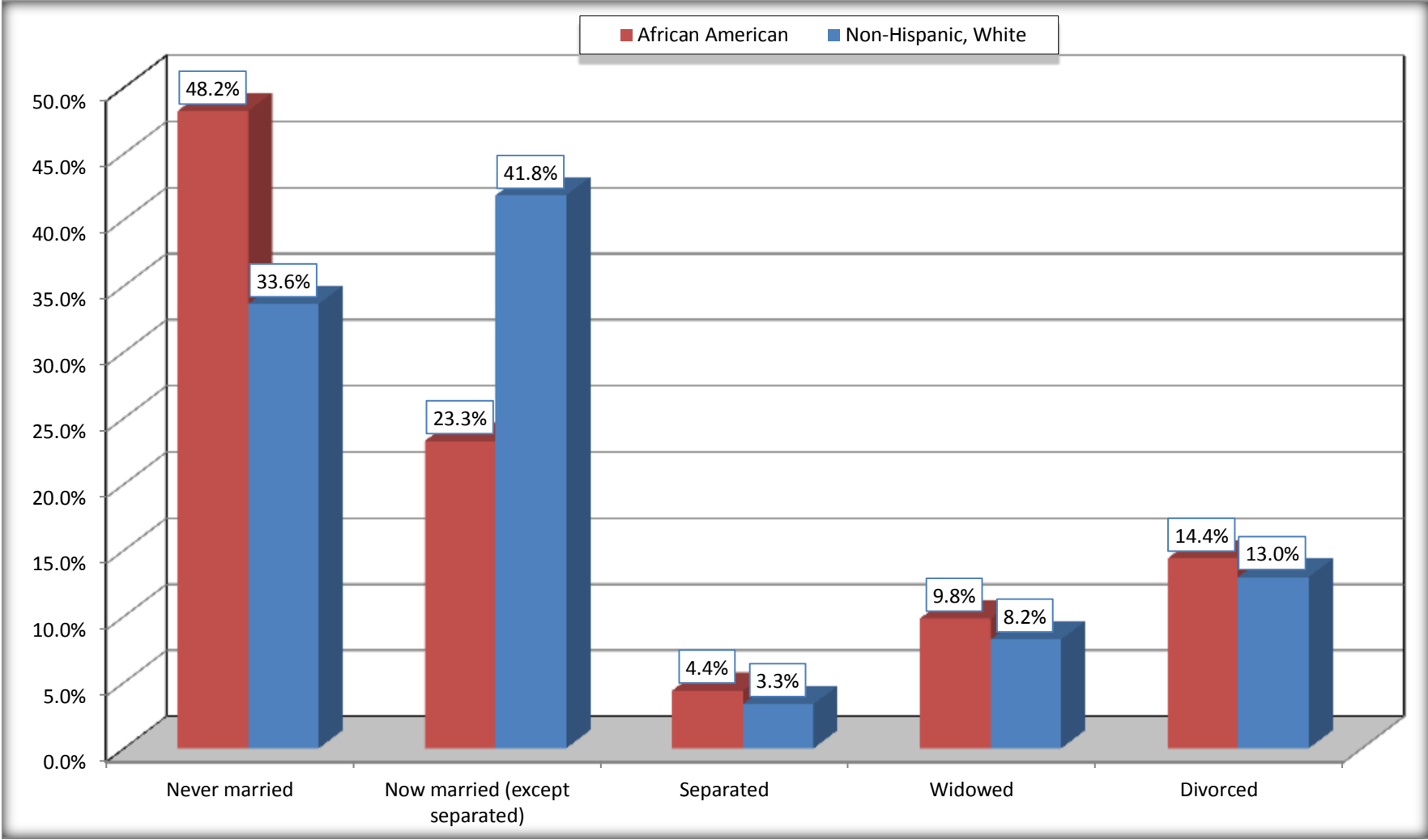
Source: U.S. Census Bureau, 2008-2012 American Community Survey

For information on confidentiality protection, sampling error, nonsampling error, and definitions, see Survey Methodology.

<http://www.census.gov/acs/www/UseData/index.htm>

Marital Status for the Population 15 Years and Over

Lee County, Arkansas



Source: B12002. MARITAL STATUS FOR THE POPULATION 15 YEARS AND OVER
Data Set: 2008-2012 American Community Survey 5-Year Estimates

C15002. SEX BY EDUCATIONAL ATTAINMENT FOR THE POPULATION 25 YEARS AND OVER

Data Set: 2008-2012 American Community Survey 5-Year Estimates

	Lee County, Arkansas					
	African American	Margin of Error (+/-)	% of AA Total	White, Not Hispanic	Margin of Error (+/-)	% of NHW Total
Total:	3,717	109	100.0%	3,260	86	100.0%
Less than high school diploma	1,221	NC	32.8%	816	NC	25.0%
High school graduate, GED, or alternative	1,403	NC	37.7%	1,514	NC	46.4%
Some college or associate's degree	880	NC	23.7%	687	NC	21.1%
Bachelor's degree or higher	213	NC	5.7%	243	NC	7.5%
Male:	2,021	78	54.4%	1,925	63	59.0%
Less than high school diploma	773	160	20.8%	585	123	17.9%
High school graduate, GED, or alternative	841	131	22.6%	889	142	27.3%
Some college or associate's degree	297	91	8.0%	352	152	10.8%
Bachelor's degree or higher	110	55	3.0%	99	66	3.0%
Female:	1,696	58	45.6%	1,335	48	41.0%
Less than high school diploma	448	95	12.1%	231	71	7.1%
High school graduate, GED, or alternative	562	117	15.1%	625	81	19.2%
Some college or associate's degree	583	114	15.7%	335	78	10.3%
Bachelor's degree or higher	103	49	2.8%	144	75	4.4%

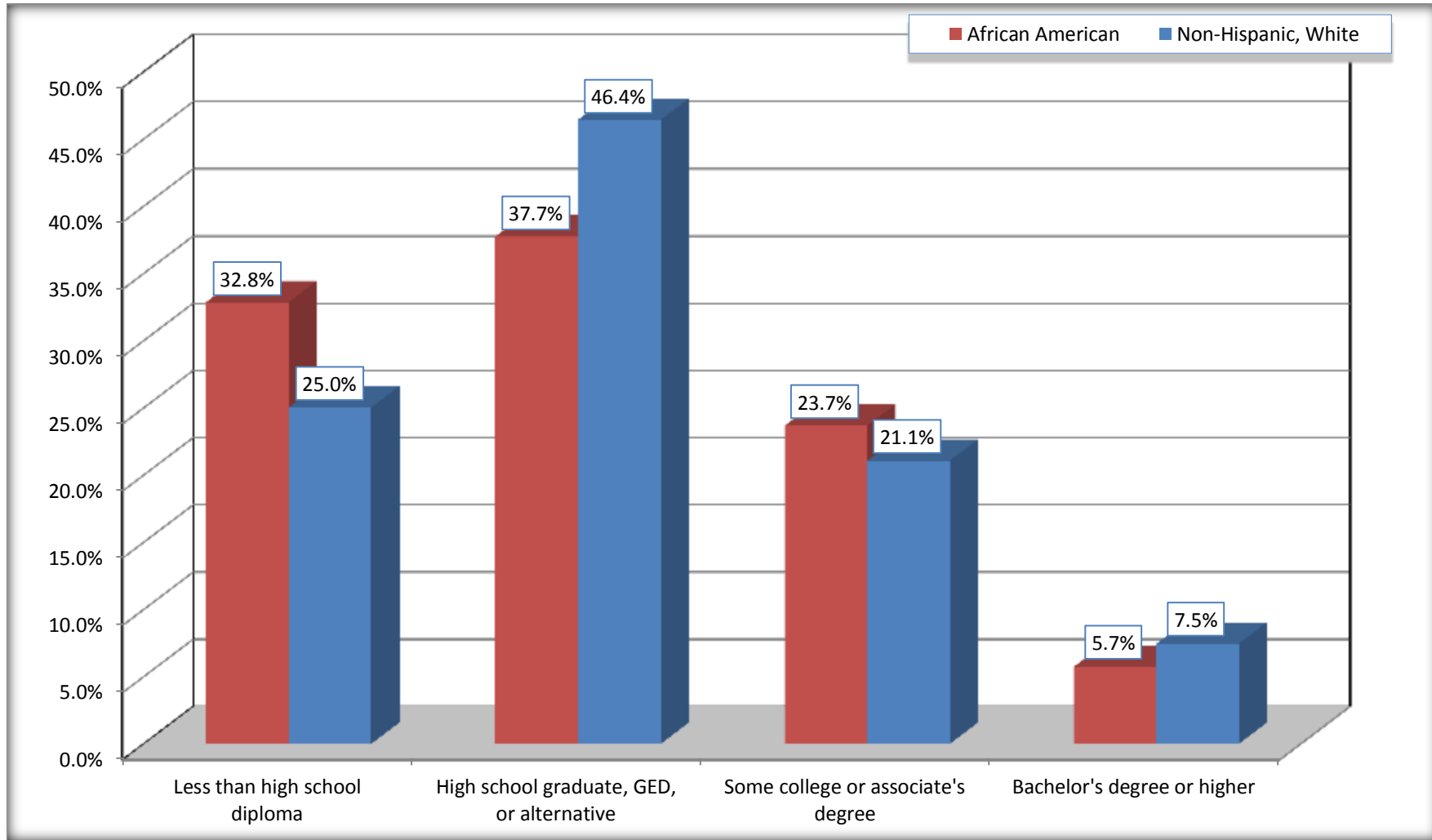
Source: U.S. Census Bureau, 2008-2012 American Community Survey

For information on confidentiality protection, sampling error, nonsampling error, and definitions, see Survey Methodology.

<http://www.census.gov/acs/www/UseData/index.htm>

Educational Attainment for the Population 25 Years and Older

Lee County, Arkansas



Source: C15002. SEX BY EDUCATIONAL ATTAINMENT FOR THE POPULATION 25 YEARS AND OVER
Data Set: 2008-2012 American Community Survey 5-Year Estimates

B17010. POVERTY STATUS IN THE PAST 12 MONTHS OF FAMILIES BY FAMILY TYPE BY PRESENCE OF RELATED CHILDREN UNDER 18 YEARS

Data Set: 2008-2012 American Community Survey 5-Year Estimates

	Lee County, Arkansas					
	African American	Margin of Error (+/-)	% of AA Total	White, Not Hispanic	Margin of Error (+/-)	% of NHW Total
Total:	1,153	160	100.0%	1,021	121	100.0%
Income in the past 12 months below poverty level:	417	125	36.2%	104	51	10.2%
Married-couple family:	124	69	10.8%	32	20	3.1%
With related children under 18 years	90	65	7.8%	3	6	0.3%
Other family:	293	101	25.4%	72	47	7.1%
Male householder, no wife present	33	37	2.9%	10	15	1.0%
With related children under 18 years	33	37	2.9%	10	15	1.0%
Female householder, no husband present	260	89	22.5%	62	46	6.1%
With related children under 18 years	219	79	19.0%	59	45	5.8%
Income in the past 12 months at or above poverty level:	736	154	63.8%	917	109	89.8%
Married-couple family:	351	113	30.4%	668	111	65.4%
With related children under 18 years	196	103	17.0%	150	68	14.7%
Other family:	385	130	33.4%	249	83	24.4%
Male householder, no wife present	180	94	15.6%	91	60	8.9%
With related children under 18 years	18	25	1.6%	60	54	5.9%
Female householder, no husband present	205	97	17.8%	158	50	15.5%
With related children under 18 years	54	36	4.7%	90	43	8.8%

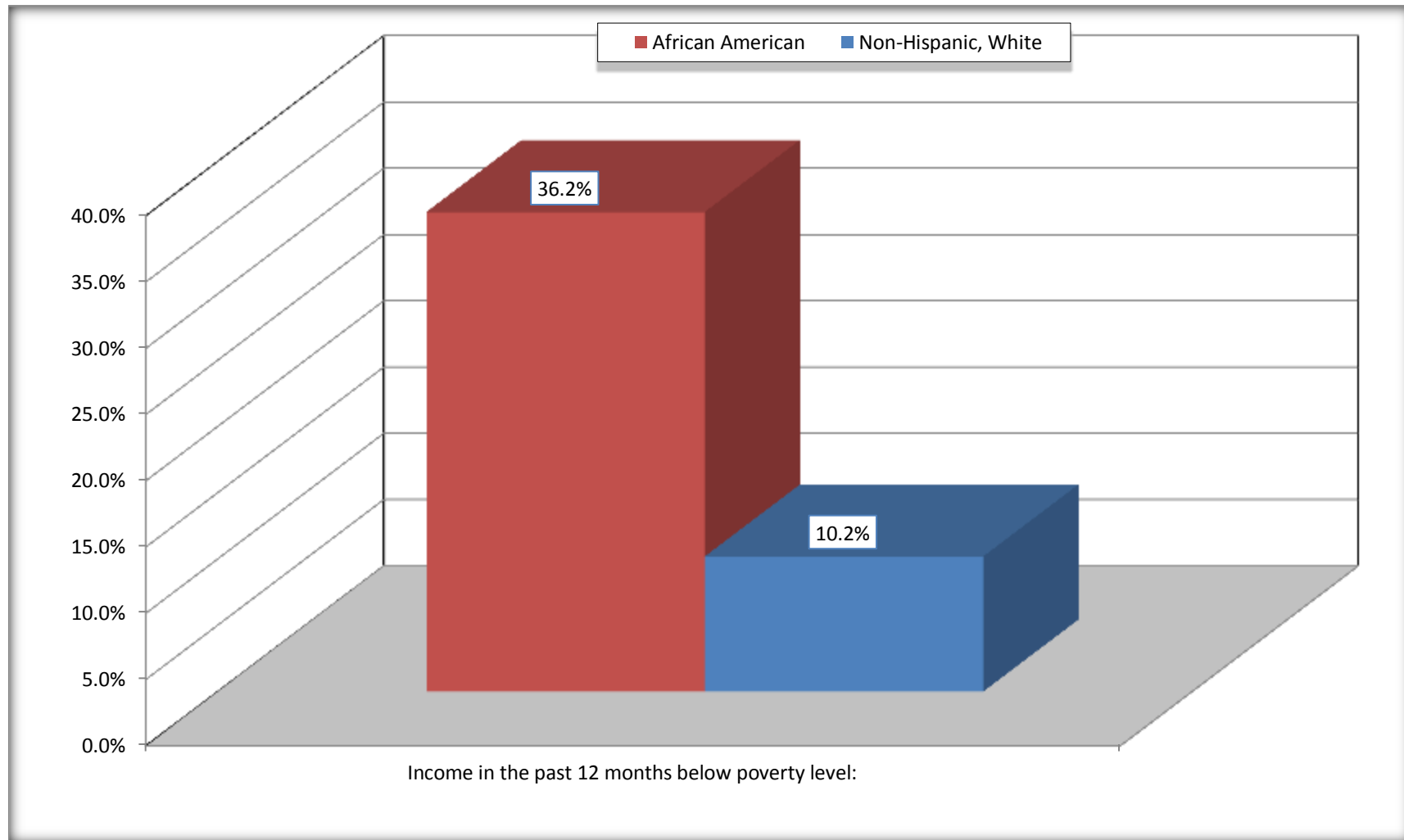
Source: U.S. Census Bureau, 2008-2012 American Community Survey

For information on confidentiality protection, sampling error, nonsampling error, and definitions, see Survey Methodology.

<http://www.census.gov/acs/www/UseData/index.htm>

Family Households Below Poverty in the Past 12 Months

Lee County, Arkansas

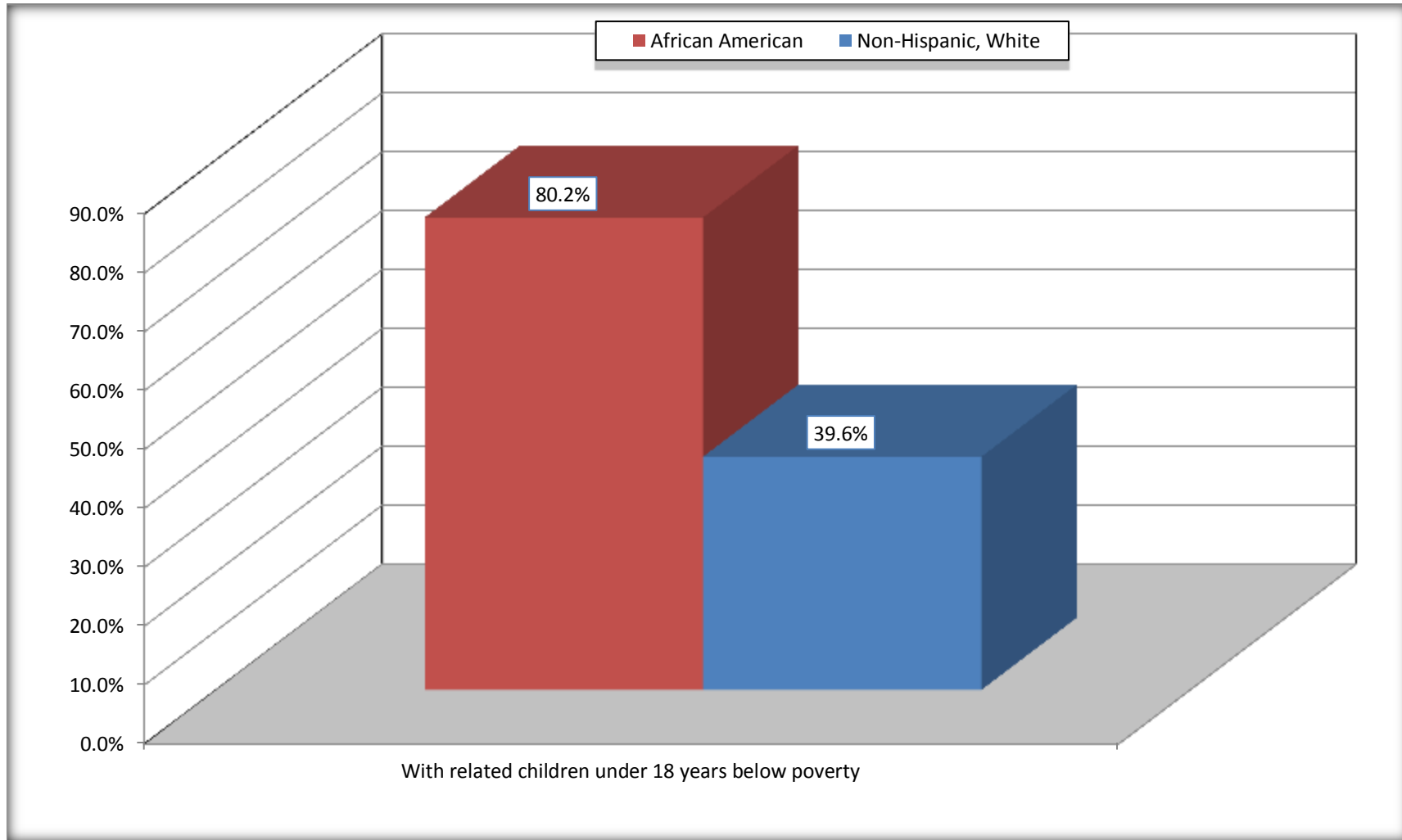


Source: B17010. POVERTY STATUS IN THE PAST 12 MONTHS OF FAMILIES BY FAMILY TYPE BY PRESENCE OF RELATED CHILDREN UNDER 18 YEARS

Data Set: 2008-2012 American Community Survey 5-Year Estimates

Female-headed Households with Related Children Below Poverty in the Past 12 Months

Lee County, Arkansas



Source: B17010. POVERTY STATUS IN THE PAST 12 MONTHS OF FAMILIES BY FAMILY TYPE BY PRESENCE OF RELATED CHILDREN UNDER 18 YEARS

Data Set: 2008-2012 American Community Survey 5-Year Estimates

B17020 POVERTY STATUS IN THE PAST 12 MONTHS BY AGE - Universe: POPULATION FOR WHOM POVERTY STATUS IS DETERMINED

Data Set: 2008-2012 American Community Survey 5-Year Estimates

	Lee County, Arkansas					
	African American	Margin of Error (+/-)	% of AA By Age	White, Not Hispanic	Margin of Error (+/-)	% of NHW By Age
Total:	5,154	135	100.0%	3,642	172	100.0%
Income in the past 12 months below poverty level:	2,196	327	42.6%	452	161	12.4%
Under 18 years	809	NC	57.2%	168	NC	26.2%
18 to 64 years	998	226	33.4%	165	70	7.4%
65 years and over	389	NC	51.6%	119	NC	15.3%
Income in the past 12 months at or above poverty level:	2,958	336	57.4%	3,190	207	87.6%
Under 18 years	606	NC	42.8%	474	NC	73.8%
18 to 64 years	1,987	241	66.6%	2,058	162	92.6%
65 years and over	365	NC	48.4%	658	NC	84.7%

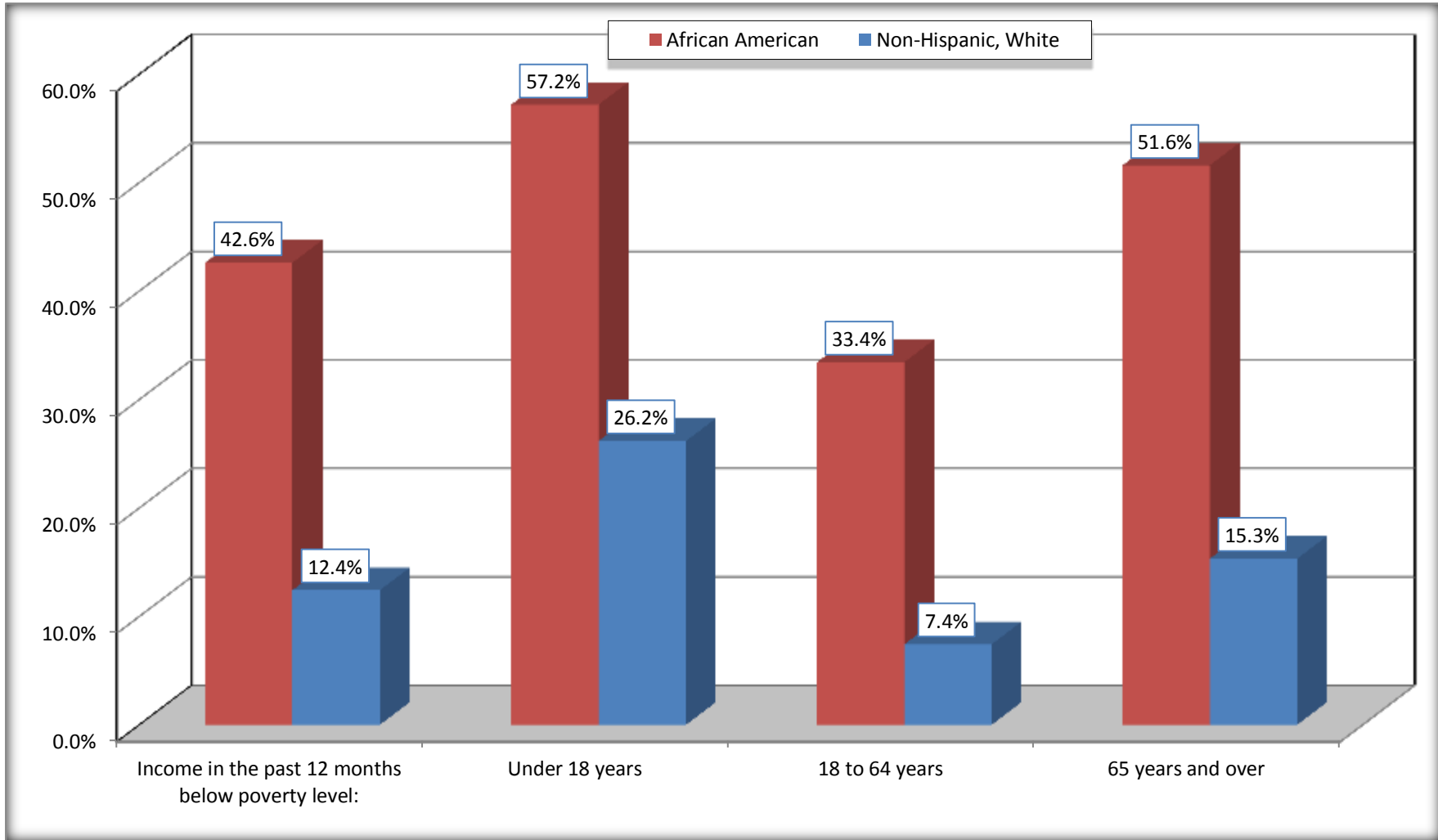
Source: U.S. Census Bureau, 2008-2012 American Community Survey

For information on confidentiality protection, sampling error, nonsampling error, and definitions, see Survey Methodology.

<http://www.census.gov/acs/www/UseData/index.htm>

Population Below Poverty in the Past 12 Months

Lee County, Arkansas



Source: B17020 POVERTY STATUS IN THE PAST 12 MONTHS BY AGE - Universe: POPULATION FOR WHOM POVERTY STATUS IS DETERMINED
Data Set: 2008-2012 American Community Survey 5-Year Estimates

B19001. HOUSEHOLD INCOME IN THE PAST 12 MONTHS (IN 2010 INFLATION-ADJUSTED DOLLARS)

Data Set: 2008-2012 American Community Survey 5-Year Estimates

	Lee County, Arkansas					
	African American	Margin of Error (+/-)	% of AA Total	White, Not Hispanic	Margin of Error (+/-)	% of NHW Total
Total:	1,865	172	100.0%	1,495	131	100.0%
Less than \$ 10,000	481	123	25.8%	83	41	5.6%
\$ 10,000 to \$ 14,999	329	113	17.6%	158	62	10.6%
\$ 15,000 to \$ 24,999	330	NC	17.7%	253	NC	16.9%
\$ 25,000 to \$ 34,999	241	NC	12.9%	203	NC	13.6%
\$ 35,000 to \$ 49,999	176	NC	9.4%	242	NC	16.2%
\$ 50,000 to \$ 74,999	188	NC	10.1%	301	NC	20.1%
\$ 75,000 to \$ 99,999	56	44	3.0%	181	69	12.1%
\$ 100,000 to \$ 149,999	64	NC	3.4%	45	NC	3.0%
\$ 150,000 to \$ 199,999	0	19	0.0%	29	26	1.9%
\$ 200,000 or more	0	19	0.0%	0	19	0.0%

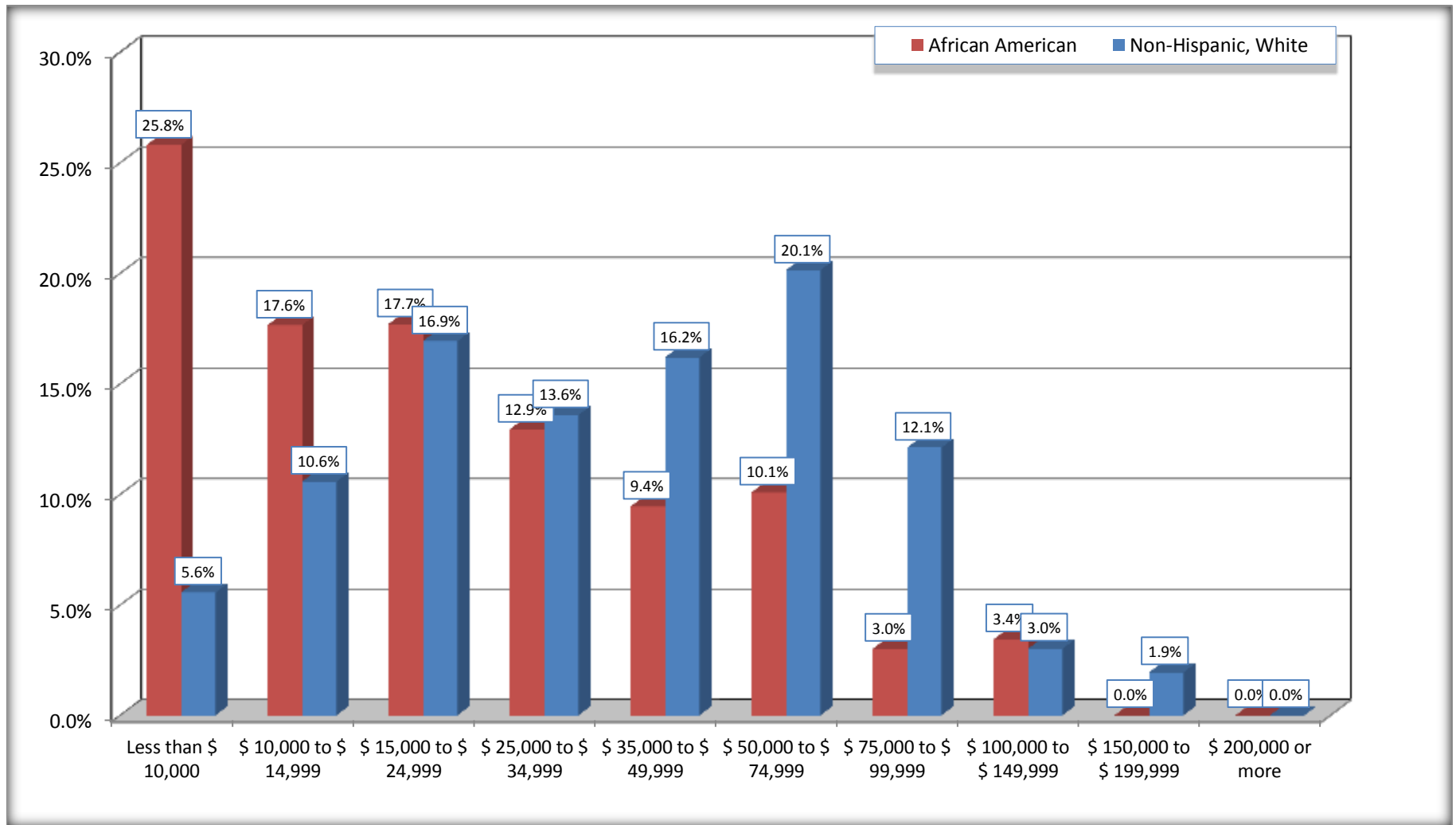
Source: U.S. Census Bureau, 2008-2012 American Community Survey

For information on confidentiality protection, sampling error, nonsampling error, and definitions, see Survey Methodology.

<http://www.census.gov/acs/www/UseData/index.htm>

Household Income in the Past 12 Months

Lee County, Arkansas



Source: B19001. HOUSEHOLD INCOME IN THE PAST 12 MONTHS (IN 2010 INFLATION-ADJUSTED DOLLARS)
Data Set: 2008-2012 American Community Survey 5-Year Estimates

B19013. MEDIAN HOUSEHOLD INCOME IN THE PAST 12 MONTHS (IN 2010 INFLATION-ADJUSTED DOLLARS)

Data Set: 2008-2012 American Community Survey 5-Year Estimates

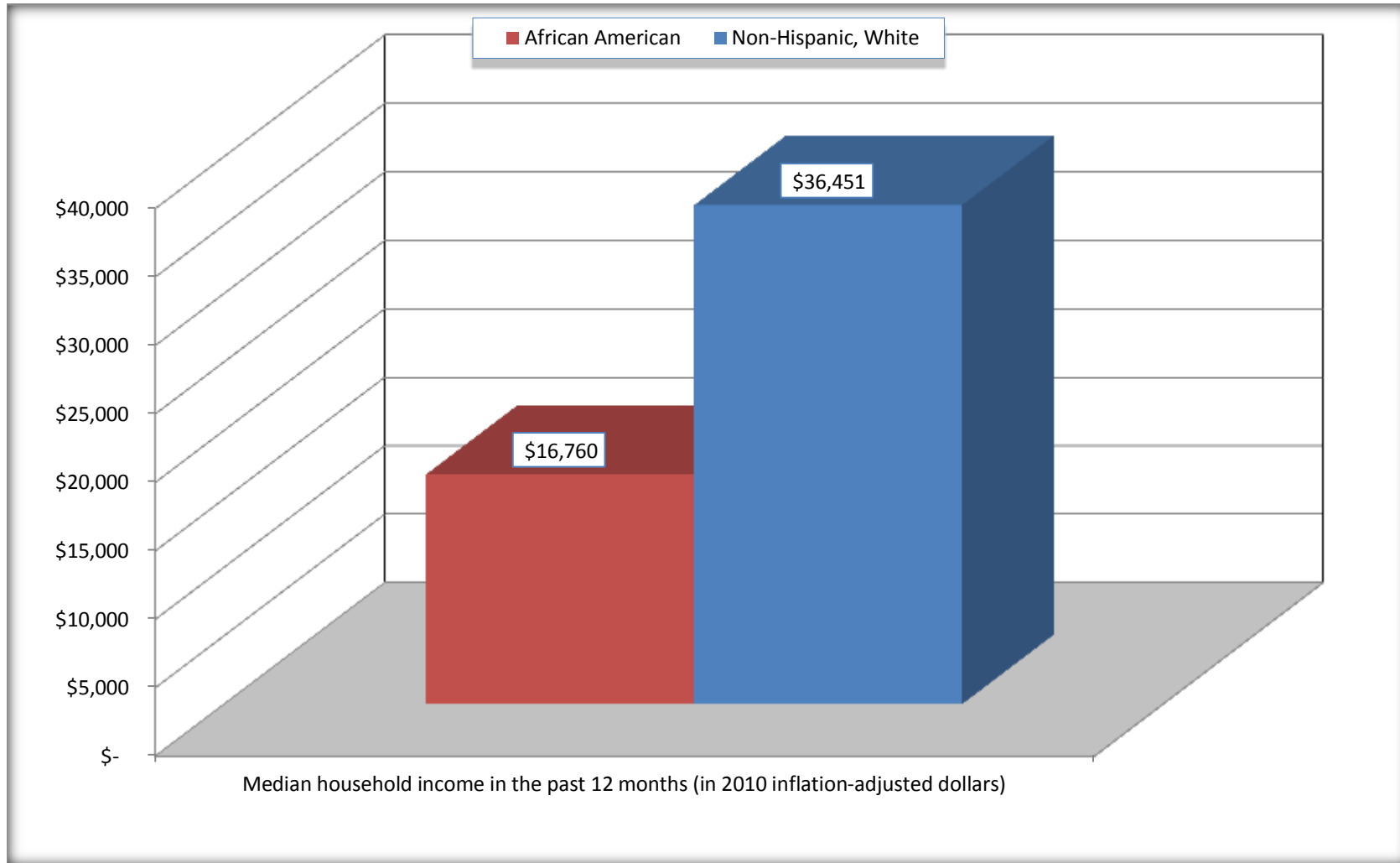
	Lee County, Arkansas			
	African American	Margin of Error (+/-)	White, Not Hispanic	Margin of Error (+/-)
Median household income in the past 12 months (in 2010 inflation-adjusted dollars)	\$ 16,760	\$ 2,568	\$ 36,451	\$ 3,549

Source: U.S. Census Bureau, 2008-2012 American Community Survey

For information on confidentiality protection, sampling error, nonsampling error, and definitions, see Survey Methodology.
<http://www.census.gov/acs/www/UseData/index.htm>

Median Household Income in the Past 12 Months

Lee County, Arkansas



Source: B19013. MEDIAN HOUSEHOLD INCOME IN THE PAST 12 MONTHS (IN 2010 INFLATION-ADJUSTED DOLLARS)
Data Set: 2008-2012 American Community Survey 5-Year Estimates

B19101. FAMILY INCOME IN THE PAST 12 MONTHS (IN 2010 INFLATION-ADJUSTED DOLLARS)

Data Set: 2008-2012 American Community Survey 5-Year Estimates

	Lee County, Arkansas					
	African American	Margin of Error (+/-)	% of AA Total	White, Not Hispanic	Margin of Error (+/-)	% of NHW Total
Total:	1,153	160	100.0%	1,021	121	100.0%
Less than \$ 10,000	148	82	12.8%	27	26	2.6%
\$ 10,000 to \$ 14,999	135	62	11.7%	69	41	6.8%
\$ 15,000 to \$ 24,999	336	NC	29.1%	144	NC	14.1%
\$ 25,000 to \$ 34,999	166	NC	14.4%	144	NC	14.1%
\$ 35,000 to \$ 49,999	98	NC	8.5%	187	NC	18.3%
\$ 50,000 to \$ 74,999	150	NC	13.0%	249	NC	24.4%
\$ 100,000 to \$ 149,999	64	NC	5.6%	29	NC	2.8%
\$ 150,000 to \$ 199,999	0	19	0.0%	22	22	2.2%
\$ 200,000 or more	0	19	0.0%	0	19	0.0%

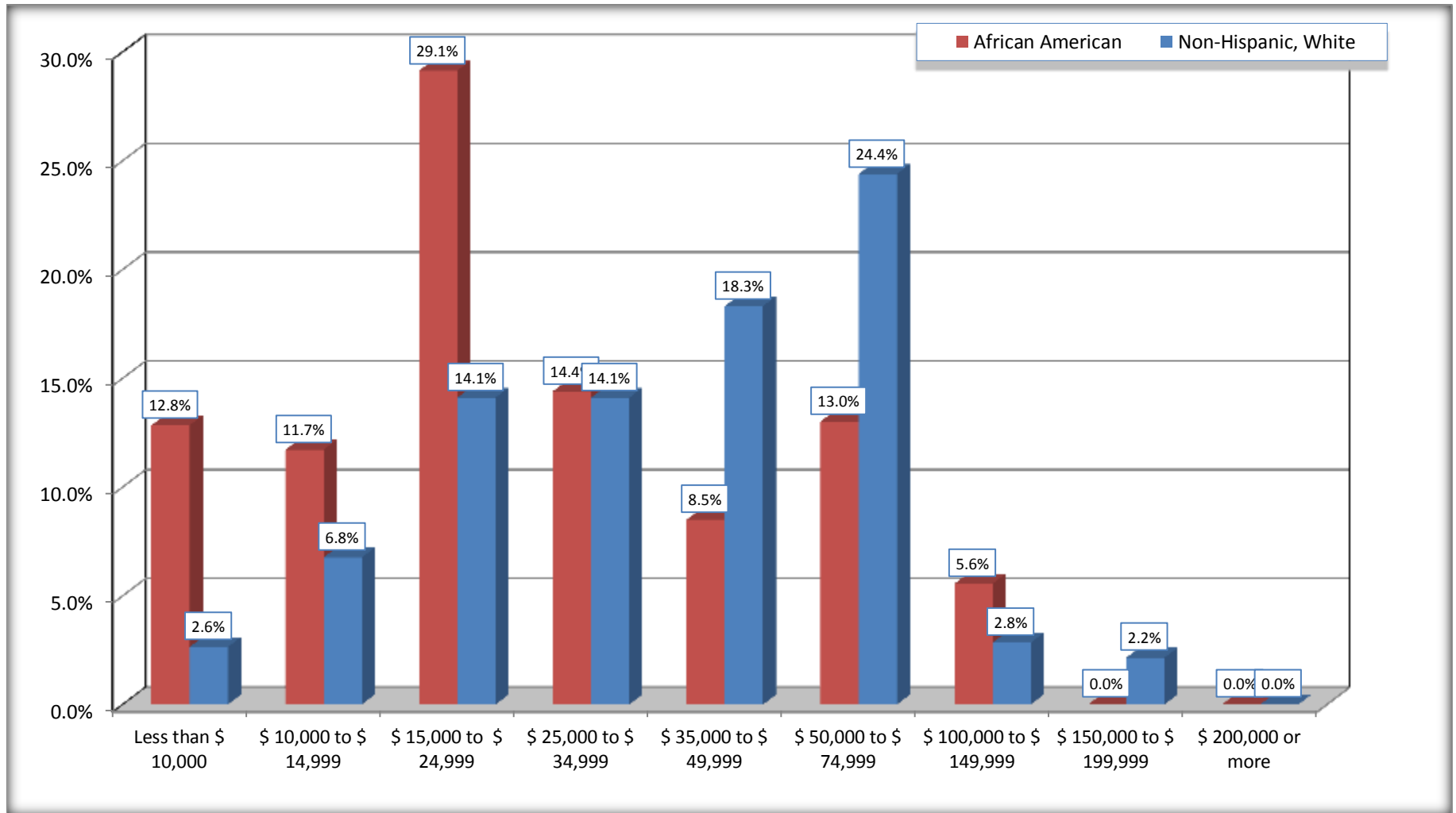
Source: U.S. Census Bureau, 2008-2012 American Community Survey

For information on confidentiality protection, sampling error, nonsampling error, and definitions, see Survey Methodology.

<http://www.census.gov/acs/www/UseData/index.htm>

Family Income in the Past 12 Months

Lee County, Arkansas



Source: B19101. FAMILY INCOME IN THE PAST 12 MONTHS (IN 2010 INFLATION-ADJUSTED DOLLARS)
Data Set: 2008-2012 American Community Survey 5-Year Estimates

B19113. MEDIAN FAMILY INCOME IN THE PAST 12 MONTHS (IN 2010 INFLATION-ADJUSTED DOLLARS)

Data Set: 2008-2012 American Community Survey 5-Year Estimates

	Lee County, Arkansas			
	African American	Margin of Error (+/-)	White, Not Hispanic	Margin of Error (+/-)
Median family income in the past 12 months (in 2010 inflation-adjusted dollars)	\$ 23,068	\$ 6,386	\$ 42,473	\$ 5,388

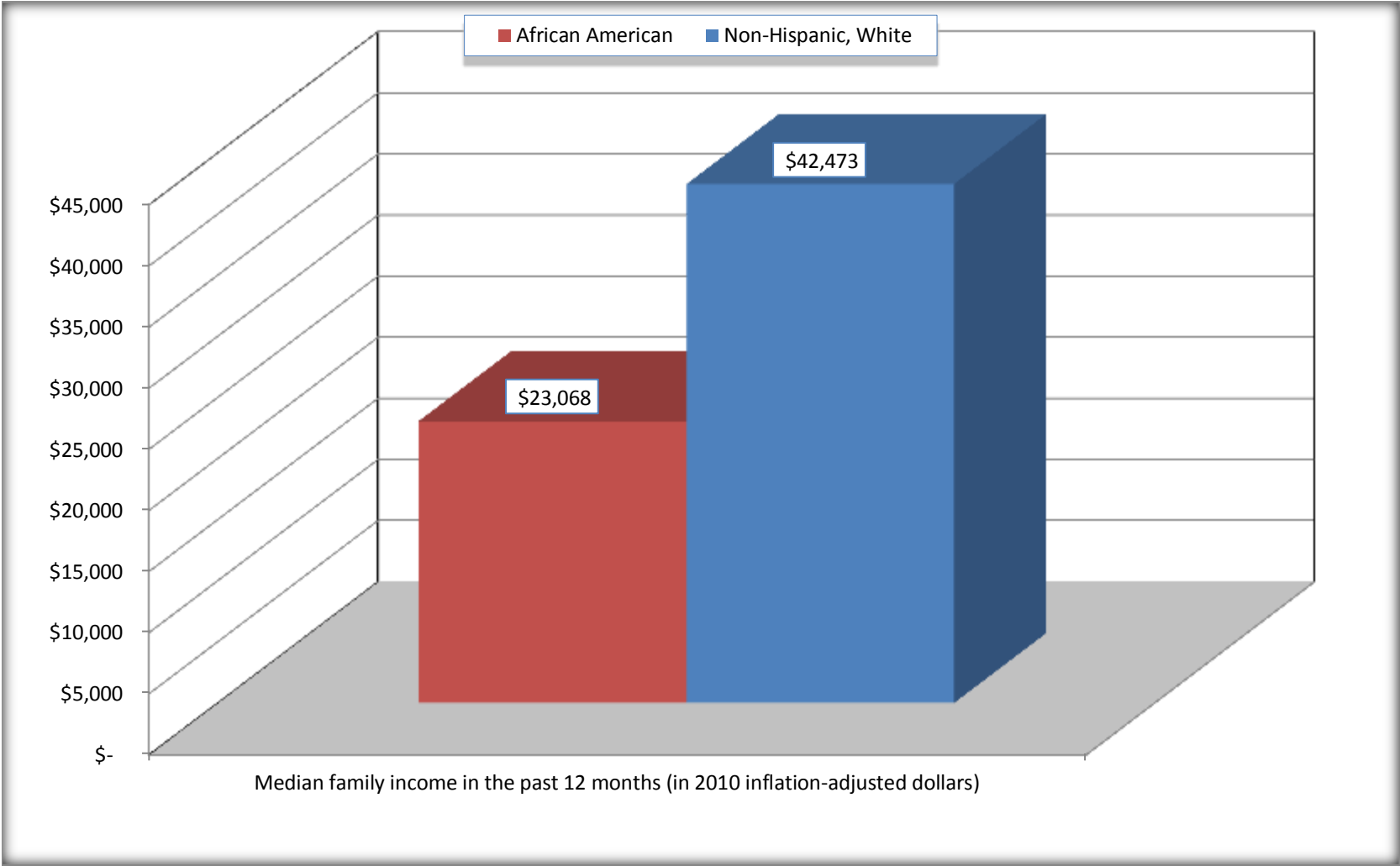
Source: U.S. Census Bureau, 2008-2012 American Community Survey

For information on confidentiality protection, sampling error, nonsampling error, and definitions, see Survey Methodology.

<http://www.census.gov/acs/www/UseData/index.htm>

Median Family Income in the Past 12 Months

Lee County, Arkansas



Source: B19113. MEDIAN FAMILY INCOME IN THE PAST 12 MONTHS (IN 2010 INFLATION-ADJUSTED DOLLARS)
Data Set: 2008-2012 American Community Survey 5-Year Estimates

B19202. MEDIAN NONFAMILY HOUSEHOLD INCOME IN THE PAST 12 MONTHS (IN 2010 INFLATION-ADJUSTED DOLLARS)

Data Set: 2008-2012 American Community Survey 5-Year Estimates

	Lee County, Arkansas			
	African American	Margin of Error (+/-)	White, Not Hispanic	Margin of Error (+/-)
Median nonfamily household income in the past 12 months (in 2010 inflation-adjusted dollars)	\$ 10,371	\$ 1,224	\$ 22,016	\$ 5,308

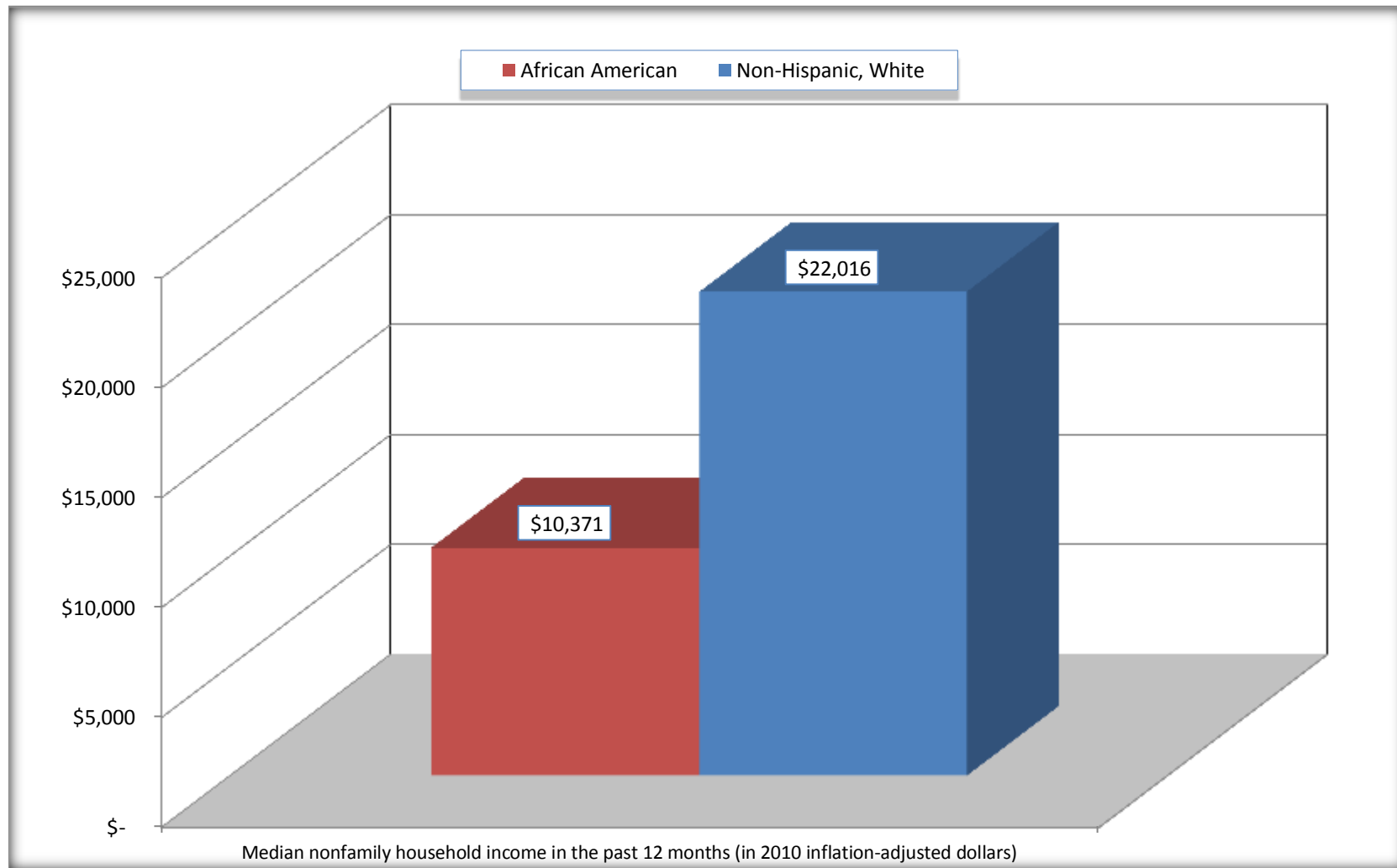
Source: U.S. Census Bureau, 2008-2012 American Community Survey

For information on confidentiality protection, sampling error, nonsampling error, and definitions, see Survey Methodology.

<http://www.census.gov/acs/www/UseData/index.htm>

Median Non-Family Income in the Past 12 Months

Lee County, Arkansas



Source: B19202. MEDIAN NONFAMILY HOUSEHOLD INCOME IN THE PAST 12 MONTHS (IN 2010 INFLATION-ADJUSTED DOLLARS)
Data Set: 2008-2012 American Community Survey 5-Year Estimates

B19301. PER CAPITA INCOME IN THE PAST 12 MONTHS (IN 2010 INFLATION-ADJUSTED DOLLARS)

Data Set: 2008-2012 American Community Survey 5-Year Estimates

	Lee County, Arkansas			
	African American	Margin of Error (+/-)	White, Not Hispanic	Margin of Error (+/-)
Per capita income in the past 12 months (in 2010 inflation-adjusted dollars)	\$ 9,713	\$ 1,273	\$ 16,506	\$ 1,726

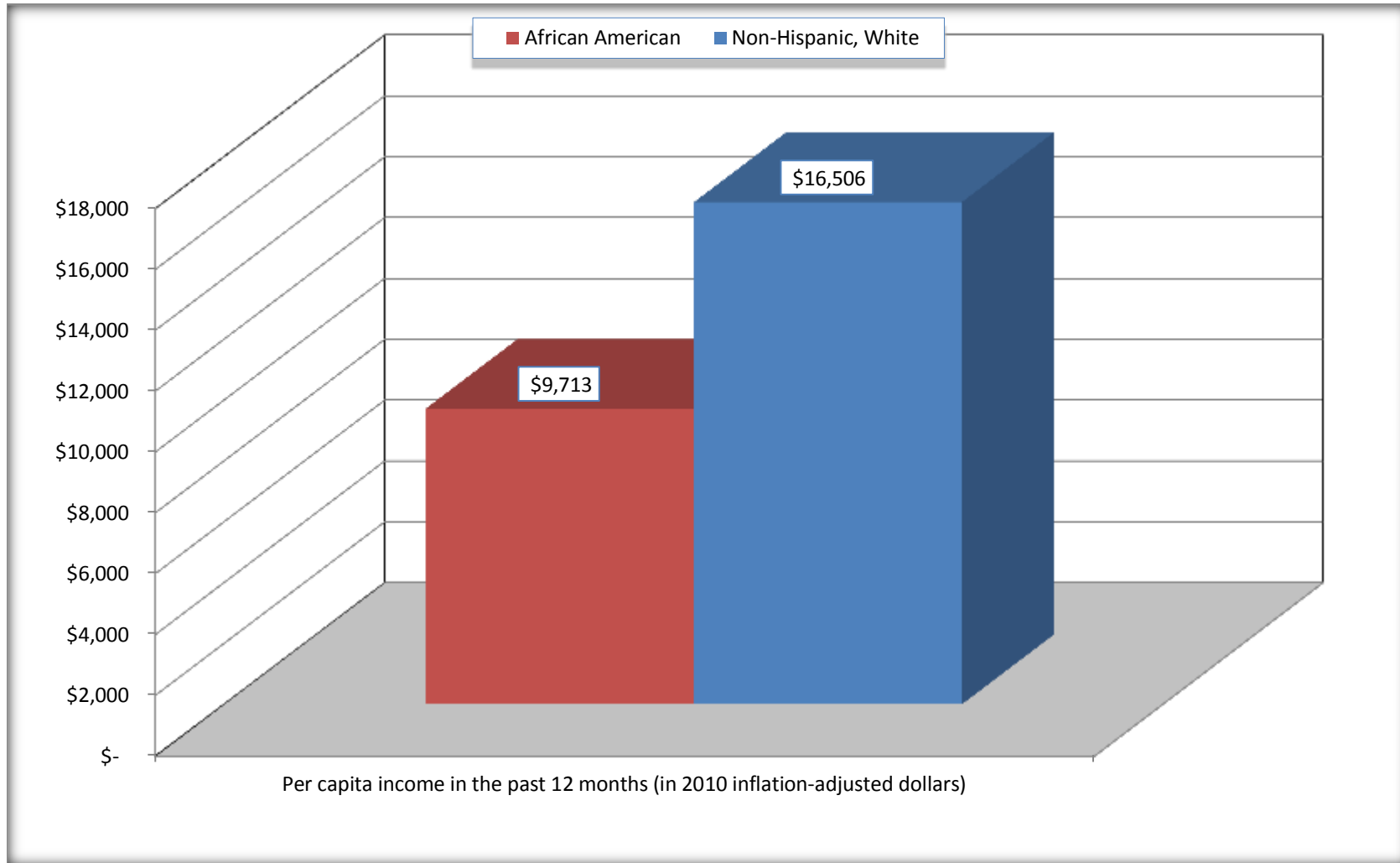
Source: U.S. Census Bureau, 2008-2012 American Community Survey

For information on confidentiality protection, sampling error, nonsampling error, and definitions, see Survey Methodology.

<http://www.census.gov/acs/www/UseData/index.htm>

Per capita Income in the Past 12 Months

Lee County, Arkansas



Source: B19301. PER CAPITA INCOME IN THE PAST 12 MONTHS (IN 2010 INFLATION-ADJUSTED DOLLARS)
Data Set: 2008-2012 American Community Survey 5-Year Estimates

B20017. MEDIAN EARNINGS IN THE PAST 12 MONTHS (IN 2010 INFLATION-ADJUSTED DOLLARS) BY SEX BY WORK EXPERIENCE IN THE PAST 12 MONTHS FOR THE POPULATION 16 YEARS AND OVER WITH EARNINGS IN THE PAST 12 MONTHS

Data Set: 2008-2012 American Community Survey 5-Year Estimates

	Lee County, Arkansas			
	African American	Margin of Error (+/-)	White, Not Hispanic	Margin of Error (+/-)
Median earnings in the past 12 months (in 2010 inflation-adjusted dollars) --				
Total:	\$ 16,081	\$ 1,069	\$ 24,035	\$ 3,189
Male --				
Total	\$ 15,978	\$ 2,626	\$ 26,543	\$ 4,442
Worked full-time, year-round in the past 12 months	\$ 24,609	\$ 9,879	\$ 33,452	\$ 6,815
Other	\$ 5,299	\$ 5,161	\$ 12,692	\$ 7,461
Female --				
Total	\$ 16,194	\$ 1,308	\$ 21,312	\$ 2,842
Worked full-time, year-round in the past 12 months	\$ 23,621	\$ 5,286	\$ 27,621	\$ 6,727
Other	\$ 9,707	\$ 3,327	\$ 6,930	\$ 6,318

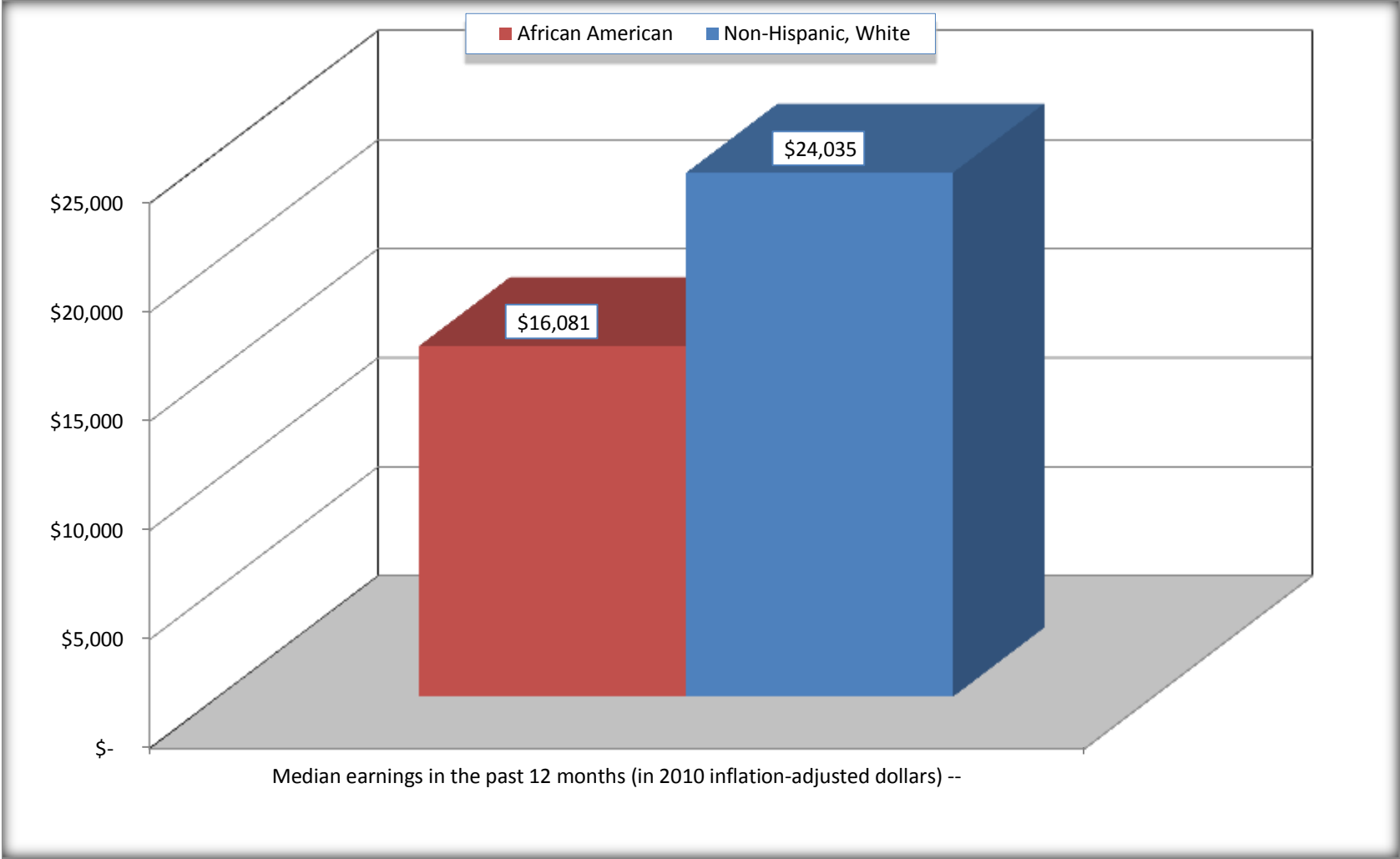
Source: U.S. Census Bureau, 2008-2012 American Community Survey

For information on confidentiality protection, sampling error, nonsampling error, and definitions, see Survey Methodology.

<http://www.census.gov/acs/www/UseData/index.htm>

Median earnings in the Past 12 Months (16 Years and Over with Earnings)

Lee County, Arkansas



Source: B20017. MEDIAN EARNINGS IN THE PAST 12 MONTHS (IN 2010 INFLATION-ADJUSTED DOLLARS) BY SEX BY WORK EXPERIENCE IN THE PAST 12 MONTHS FOR THE POPULATION 16 YEARS AND OVER WITH EARNINGS IN THE PAST 12 MONTHS
Data Set: 2008-2012 American Community Survey 5-Year Estimates

B20005. SEX BY WORK EXPERIENCE IN THE PAST 12 MONTHS BY EARNINGS IN THE PAST 12 MONTHS (IN 2010 INFLATION-ADJUSTED DOLLARS) FOR THE POPULATION 16 YEARS AND OVER

Data Set: 2008-2012 American Community Survey 5-Year Estimates

	Lee County, Arkansas					
	African American	Margin of Error (+/-)	% of AA Total	White, Not Hispanic	Margin of Error (+/-)	% of NHW Total
Total:	4,631	49	100.0%	3,716	29	100.0%
Worked full-time, year-round in the past 12 months:	986	NC	21.3%	1,177	NC	31.7%
No earnings	0	NC	0.0%	0	NC	0.0%
With earnings:	986	NC	21.3%	1,177	NC	31.7%
\$ 1 to \$ 9,999 or loss	43	NC	0.9%	18	NC	0.5%
\$ 10,000 to \$ 19,999	316	NC	6.8%	176	NC	4.7%
\$ 20,000 to \$ 29,999	274	NC	5.9%	383	NC	10.3%
\$ 30,000 to \$ 49,999	203	NC	4.4%	426	NC	11.5%
\$ 50,000 to \$ 74,999	141	NC	3.0%	145	NC	3.9%
\$ 75,000 or more	9	NC	0.2%	29	NC	0.8%
Other:	3,645	NC	78.7%	2,539	NC	68.3%
No earnings	2,683	NC	57.9%	1,928	NC	51.9%
With earnings: less than full time, year-round	962	NC	20.8%	611	NC	16.4%
Male:	2,536	28	54.8%	2,208	20	59.4%
Worked full-time, year-round in the past 12 months:	422	135	9.1%	708	167	19.1%
No earnings	0	19	0.0%	0	19	0.0%
With earnings:	422	135	9.1%	708	167	19.1%
\$ 1 to \$ 9,999 or loss	0	NC	0.0%	16	NC	0.4%
\$ 10,000 to \$ 19,999	135	NC	2.9%	82	NC	2.2%
\$ 20,000 to \$ 29,999	113	NC	2.4%	215	NC	5.8%
\$ 30,000 to \$ 49,999	93	NC	2.0%	256	NC	6.9%
\$ 50,000 to \$ 74,999	72	NC	1.6%	114	NC	3.1%
\$ 75,000 or more	9	NC	0.2%	25	NC	0.7%

	Lee County, Arkansas					
	African American	Margin of Error (+/-)	% of AA Total	White, Not Hispanic	Margin of Error (+/-)	% of NHW Total
Other:	2,114	138	45.6%	1,500	168	40.4%
No earnings	1,615	200	34.9%	1,212	167	32.6%
With earnings:	499	138	10.8%	288	102	7.8%
Female:	2,095	40	45.2%	1,508	24	40.6%
Worked full-time, year-round in the past 12 months:	564	120	12.2%	469	82	12.6%
No earnings	0	19	0.0%	0	19	0.0%
With earnings:	564	120	12.2%	469	82	12.6%
\$ 1 to \$ 9,999 or loss	43	NC	0.9%	2	NC	0.1%
\$ 10,000 to \$ 19,999	181	NC	3.9%	94	NC	2.5%
\$ 20,000 to \$ 29,999	161	NC	3.5%	168	NC	4.5%
\$ 30,000 to \$ 49,999	110	NC	2.4%	170	NC	4.6%
\$ 50,000 to \$ 74,999	69	NC	1.5%	31	NC	0.8%
\$ 75,000 or more	0	NC	0.0%	4	NC	0.1%
Other:	1,531	120	33.1%	1,039	76	28.0%
No earnings	1,068	151	23.1%	716	90	19.3%
With earnings:	463	107	10.0%	323	95	8.7%

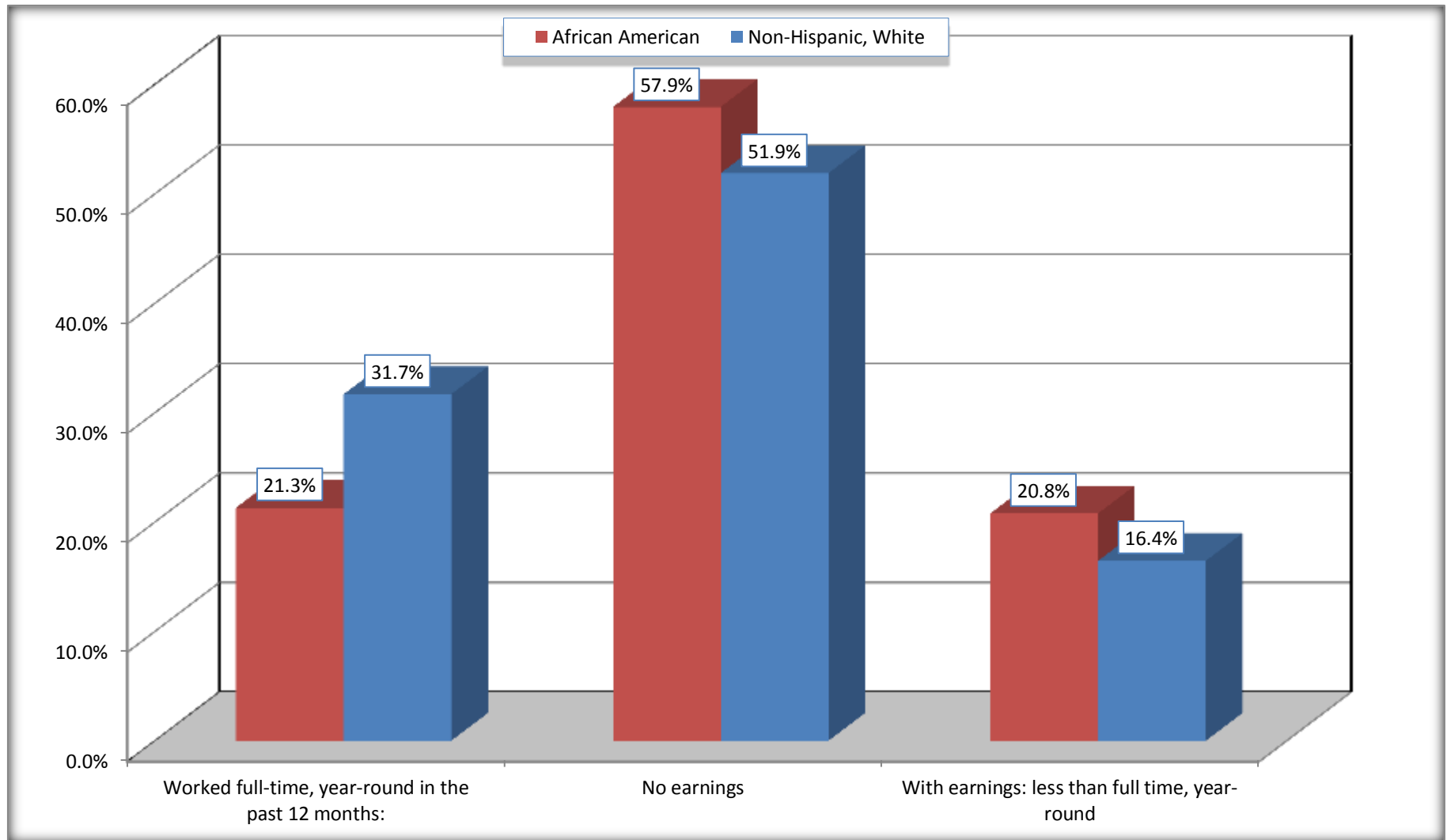
Source: U.S. Census Bureau, 2008-2012 American Community Survey

For information on confidentiality protection, sampling error, nonsampling error, and definitions, see Survey Methodology.

<http://www.census.gov/acs/www/UseData/index.htm>

Employment and Earnings in in the Past 12 Months (16 Years and Over)

Lee County, Arkansas



Source: B20005. SEX BY WORK EXPERIENCE IN THE PAST 12 MONTHS BY EARNINGS IN THE PAST 12 MONTHS (IN 2010 INFLATION-ADJUSTED DOLLARS) FOR THE POPULATION 16 YEARS AND OVER

Data Set: 2008-2012 American Community Survey 5-Year Estimates

C21001. SEX BY AGE BY VETERAN STATUS FOR THE CIVILIAN POPULATION 18 YEARS AND OVER

Data Set: 2008-2012 American Community Survey 5-Year Estimates

	Lee County, Arkansas					
	African American	Margin of Error (+/-)	% of AA Total	White, Not Hispanic	Margin of Error (+/-)	% of NHW Total
Total:	4,457	25	100.0%	3,644	19	100.0%
Veteran	230	NC	5.2%	338	NC	9.3%
Nonveteran	4,227	NC	94.8%	3,306	NC	90.7%
Male:	2,439	19	54.7%	2,181	19	59.9%
18 to 64 years:	2,126	19	47.7%	1,788	19	49.1%
Veteran	208	67	4.7%	141	57	3.9%
Nonveteran	1,918	67	43.0%	1,647	57	45.2%
65 years and over:	313	19	7.0%	393	19	10.8%
Veteran	12	13	0.3%	178	43	4.9%
Nonveteran	301	13	6.8%	215	43	5.9%
Female:	2,018	25	45.3%	1,463	19	40.1%
18 to 64 years:	1,567	19	35.2%	1,042	19	28.6%
Veteran	10	14	0.2%	19	17	0.5%
Nonveteran	1,557	14	34.9%	1,023	17	28.1%
65 years and over:	451	25	10.1%	421	19	11.6%
Veteran	0	19	0.0%	0	19	0.0%
Nonveteran	451	25	10.1%	421	19	11.6%

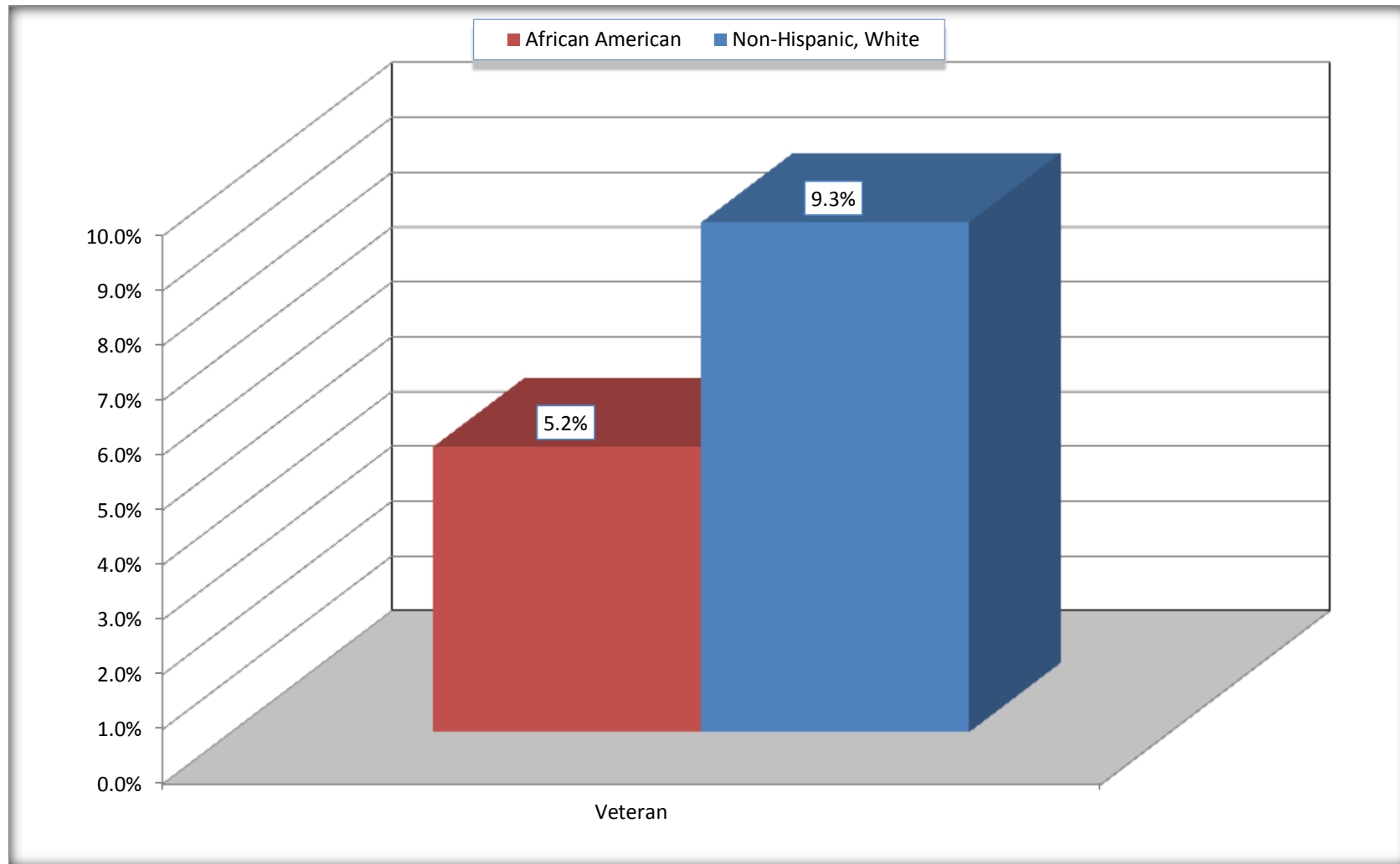
Source: U.S. Census Bureau, 2008-2012 American Community Survey

For information on confidentiality protection, sampling error, nonsampling error, and definitions, see Survey Methodology.

<http://www.census.gov/acs/www/UseData/index.htm>

Veterans in the Civilian Population 18 Years and Over

Lee County, Arkansas



Source: C21001. SEX BY AGE BY VETERAN STATUS FOR THE CIVILIAN POPULATION 18 YEARS AND OVER
Data Set: 2008-2012 American Community Survey 5-Year Estimates

B22005. RECEIPT OF FOOD STAMPS/SNAP IN THE PAST 12 MONTHS BY RACE OF HOUSEHOLDER

Data Set: 2008-2012 American Community Survey 5-Year Estimates

	Lee County, Arkansas					
	African American	Margin of Error (+/-)	% of AA Total	White, Not Hispanic	Margin of Error (+/-)	% of NHW Total
Total:	1,865	172	100.0%	1,495	131	100.0%
HH received Food Stamps/SNAP in the past 12 months	977	166	52.4%	166	76	11.1%
HH did not receive Food Stamps/SNAP in the past 12 months	888	153	47.6%	1,329	126	88.9%

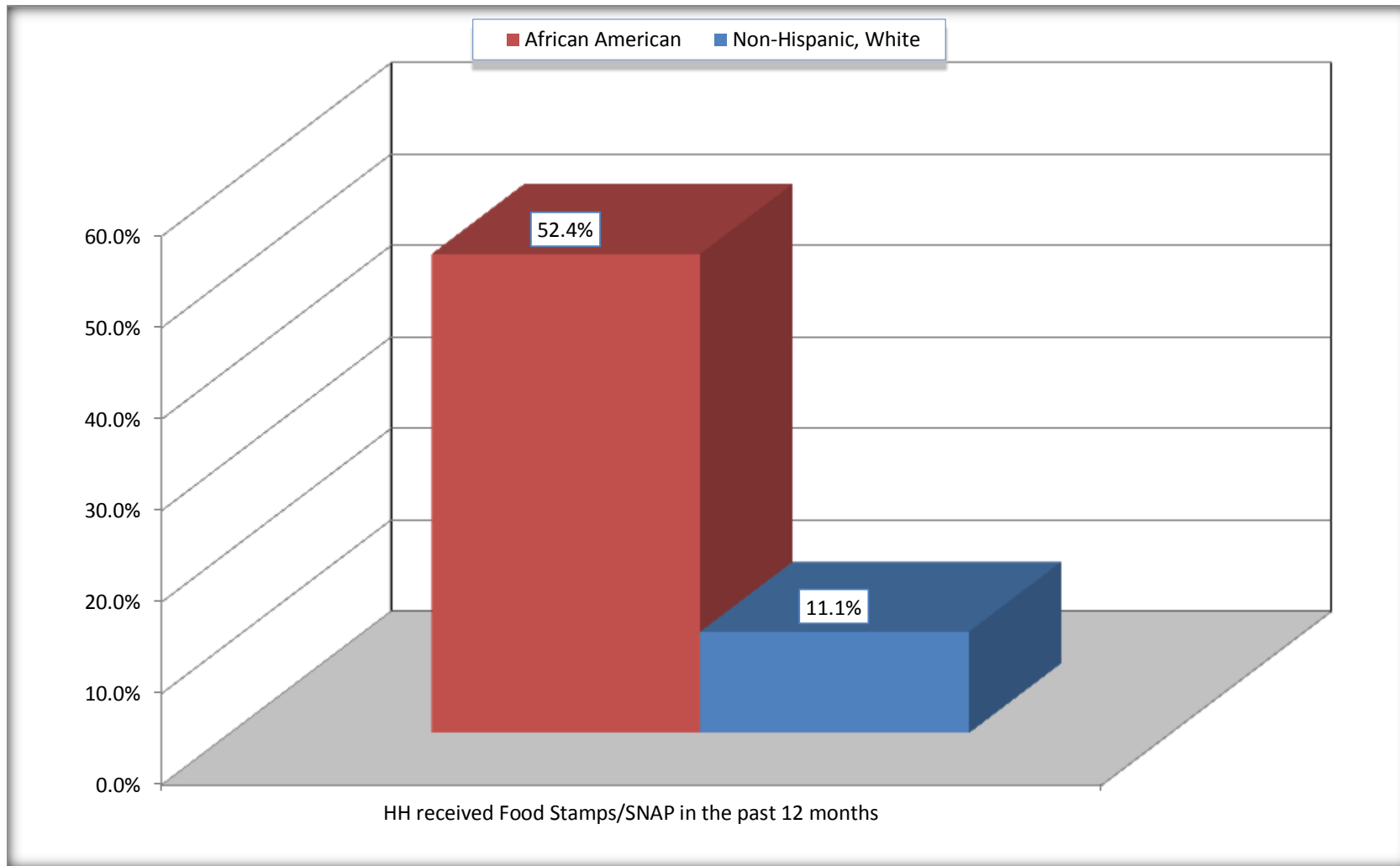
Source: U.S. Census Bureau, 2008-2012 American Community Survey

For information on confidentiality protection, sampling error, nonsampling error, and definitions, see Survey Methodology.

<http://www.census.gov/acs/www/UseData/index.htm>

Receipt of Food Stamps/SNAP in the Past 12 Months by Household

Lee County, Arkansas



Source: B22005. RECEIPT OF FOOD STAMPS/SNAP IN THE PAST 12 MONTHS BY RACE OF HOUSEHOLDER
Data Set: 2008-2012 American Community Survey 5-Year Estimates

C23002. SEX BY AGE BY EMPLOYMENT STATUS FOR THE POPULATION 16 YEARS AND OVER

Data Set: 2008-2012 American Community Survey 5-Year Estimates

	Lee County, Arkansas					
	African American	Margin of Error (+/-)	% of AA Total	White, Not Hispanic	Margin of Error (+/-)	% of NHW Total
Total:	4,631	49	100.0%	3,716	29	100.0%
In labor force:	1,942	NC	41.9%	1,671	NC	45.0%
In Armed Forces	0	NC	0.0%	0	NC	0.0%
Civilian:	1,878	NC	40.6%	1,532	NC	41.2%
Employed	1,500	NC	32.4%	1,457	NC	39.2%
Unemployed	442	NC	9.5%	214	NC	5.8%
Not in labor force	2,689	NC	58.1%	2,045	NC	55.0%
Male:	2,536	28	54.8%	2,208	20	59.4%
16 to 64 years:	2,223	28	48.0%	1,815	20	48.8%
In labor force:	870	187	18.8%	892	190	24.0%
In Armed Forces	0	19	0.0%	0	19	0.0%
Civilian:	870	187	18.8%	892	190	24.0%
Employed	576	166	12.4%	744	180	20.0%
Unemployed	294	123	6.3%	148	78	4.0%
Not in labor force	1,353	189	29.2%	923	189	24.8%
65 years and over:	313	19	6.8%	393	19	10.6%
In labor force:	20	19	0.4%	55	32	1.5%
Employed	20	19	0.4%	55	32	1.5%
Unemployed	0	19	0.0%	0	19	0.0%
Not in labor force	293	19	6.3%	338	32	9.1%

	Lee County, Arkansas					
	African American	Margin of Error (+/-)	% of AA Total	White, Not Hispanic	Margin of Error (+/-)	% of NHW Total
Female:	2,095	40	45.2%	1,508	24	40.6%
16 to 64 years:	1,644	34	35.5%	1,087	24	29.3%
In labor force:	1,008	139	21.8%	640	72	17.2%
In Armed Forces	0	19	0.0%	0	19	0.0%
Civilian:	1,008	139	21.8%	640	72	17.2%
Employed	860	146	18.6%	574	76	15.4%
Unemployed	148	71	3.2%	66	48	1.8%
Not in labor force	636	140	13.7%	447	76	12.0%
65 years and over:	451	25	9.7%	421	19	11.3%
In labor force:	44	38	1.0%	84	44	2.3%
Employed	44	38	1.0%	84	44	2.3%
Unemployed	0	19	0.0%	0	19	0.0%
Not in labor force	407	42	8.8%	337	44	9.1%

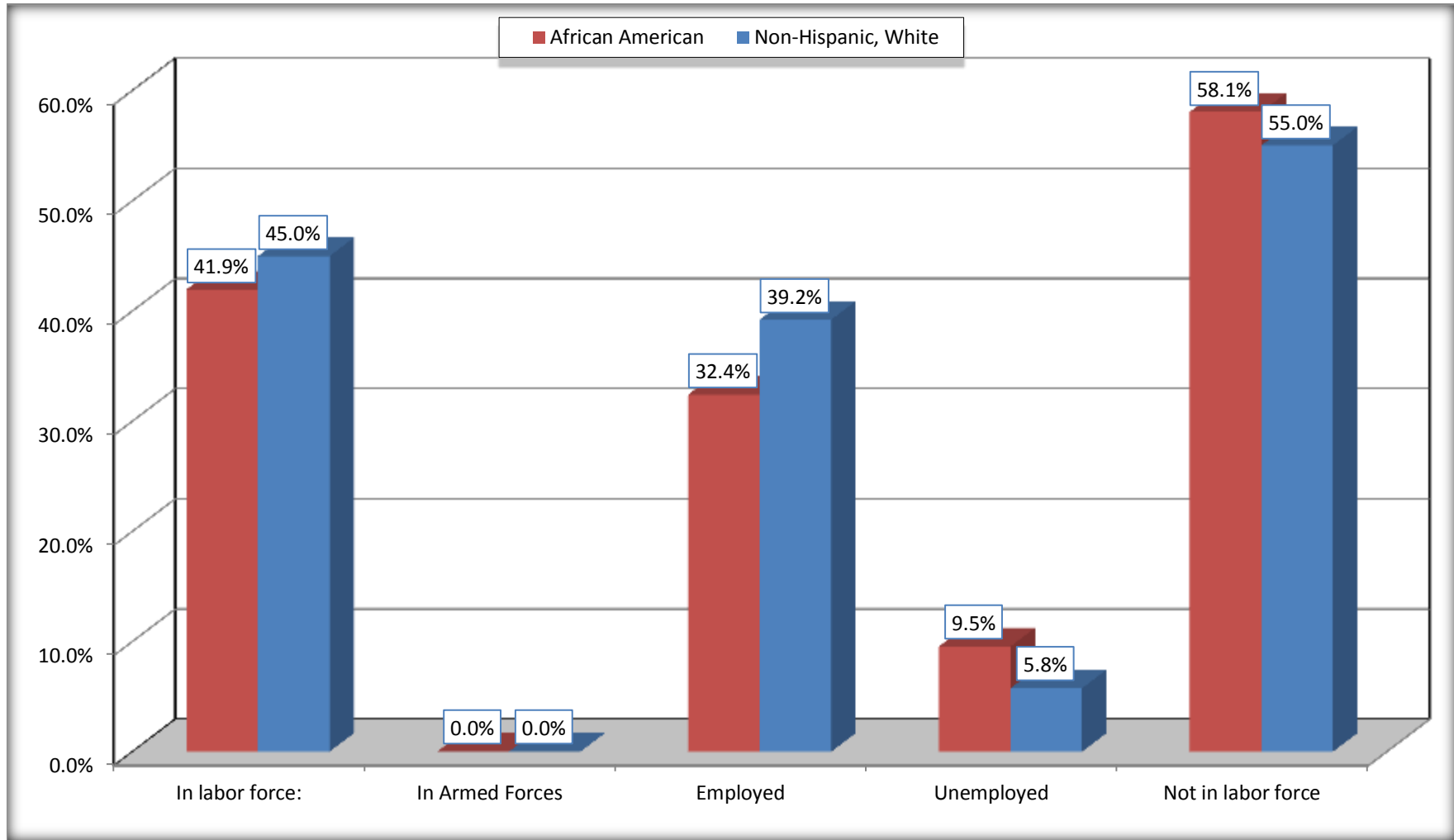
Source: U.S. Census Bureau, 2008-2012 American Community Survey

For information on confidentiality protection, sampling error, nonsampling error, and definitions, see Survey Methodology.

<http://www.census.gov/acs/www/UseData/index.htm>

Employment Status for the Population 16 years and over

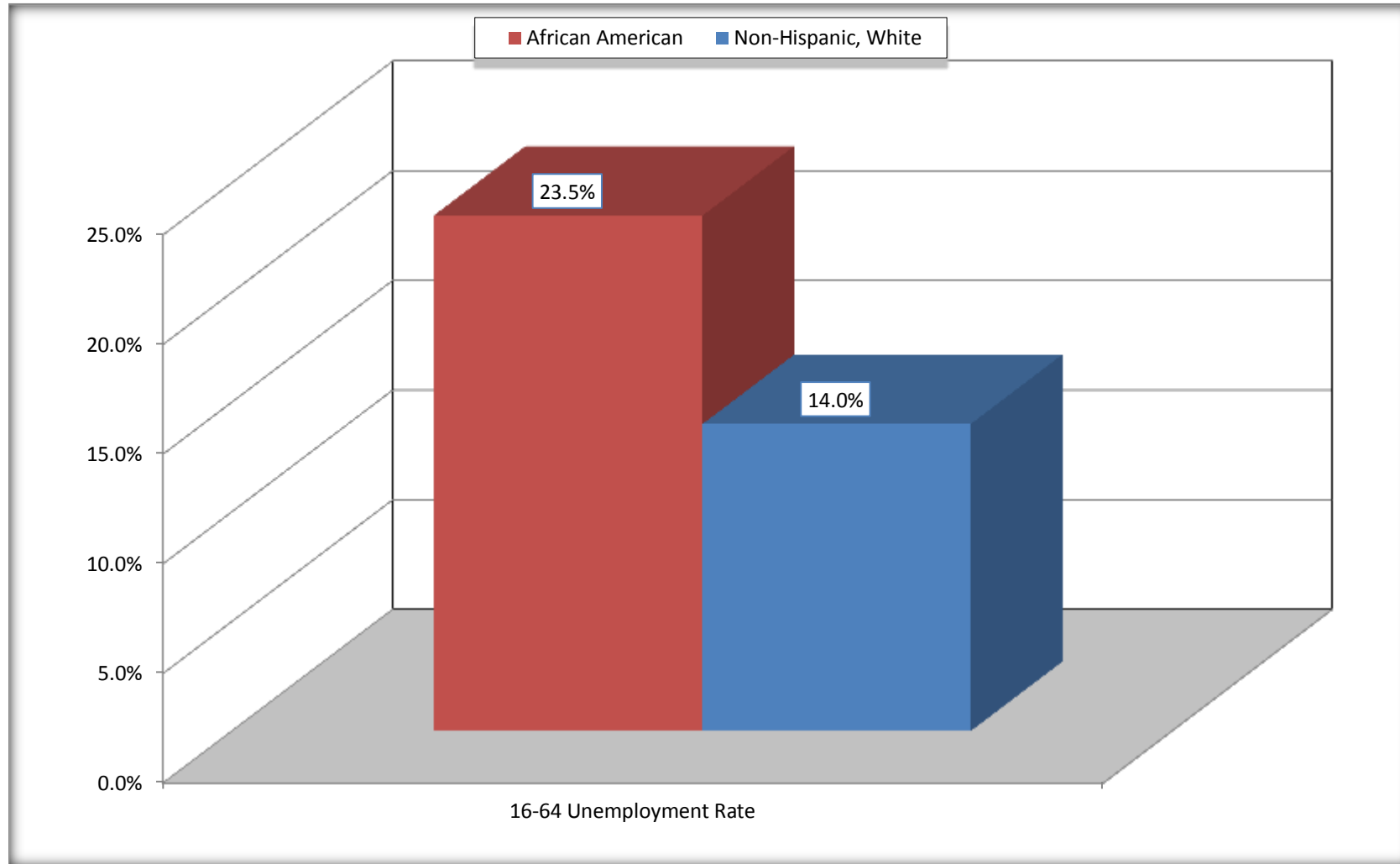
Lee County, Arkansas



Source: C23002. SEX BY AGE BY EMPLOYMENT STATUS FOR THE POPULATION 16 YEARS AND OVER
Data Set: 2008-2012 American Community Survey 5-Year Estimates

Unemployment of Working Age Population (Ages 16 to 64) (As a Percent of 16-64 Civilian Labor Force)

Lee County, Arkansas



Source: C23002. SEX BY AGE BY EMPLOYMENT STATUS FOR THE POPULATION 16 YEARS AND OVER
Data Set: 2008-2012 American Community Survey 5-Year Estimates

C24010. SEX BY OCCUPATION FOR THE CIVILIAN EMPLOYED POPULATION 16 YEARS AND OVER

Data Set: 2008-2012 American Community Survey 5-Year Estimates

	Lee County, Arkansas					
	African American	Margin of Error (+/-)	% of AA Total	White, Not Hispanic	Margin of Error (+/-)	% of NHW Total
Total:	1,500	256	100.0%	1,457	213	100.0%
Management, professional, and related occupations	238	NC	15.9%	395	NC	27.1%
Service occupations	442	NC	29.5%	170	NC	11.7%
Sales and office occupations	437	NC	29.1%	470	NC	32.3%
Natural resources, construction, and maintenance occupations:	204	NC	13.6%	300	NC	20.6%
Production, transportation, and material moving occupations	179	NC	11.9%	122	NC	8.4%
Male:	596	164	39.7%	799	177	54.8%
Management, business, science, and arts occupations:	95	91	6.3%	217	106	14.9%
Service occupations	146	78	9.7%	51	36	3.5%
Sales and office occupations	59	62	3.9%	116	80	8.0%
Natural resources, construction, and maintenance occupations:	204	127	13.6%	300	112	20.6%
Production, transportation, and material moving occupations	92	65	6.1%	115	55	7.9%
Female:	904	161	60.3%	658	83	45.2%
Management, professional, and related occupations	143	62	9.5%	178	66	12.2%
Service occupations	296	104	19.7%	119	55	8.2%
Sales and office occupations	378	135	25.2%	354	81	24.3%
Natural resources, construction, and maintenance occupations:	0	19	0.0%	0	19	0.0%
Production, transportation, and material moving occupations	87	52	5.8%	7	16	0.5%

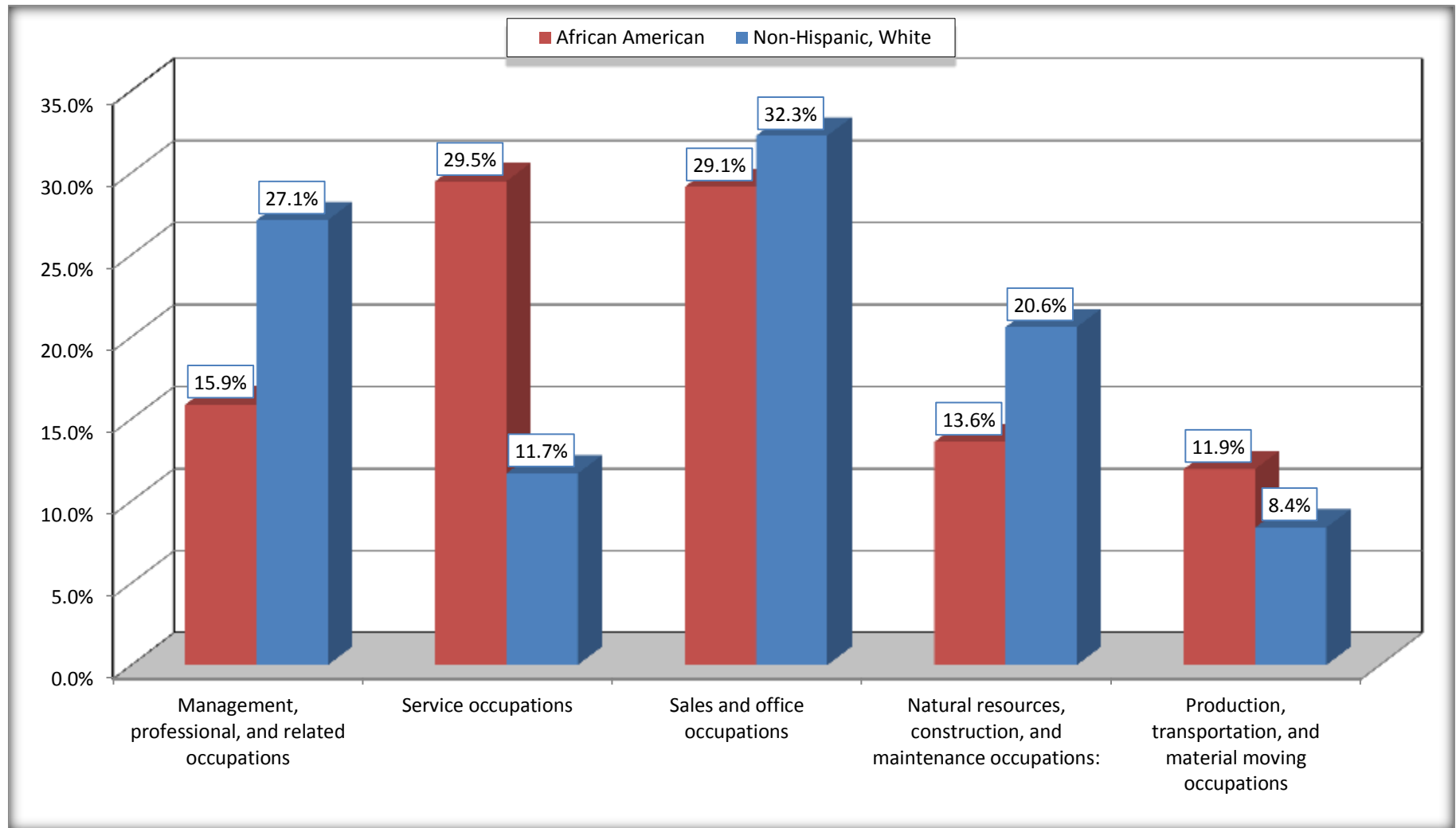
Source: U.S. Census Bureau, 2008-2012 American Community Survey

For information on confidentiality protection, sampling error, nonsampling error, and definitions, see Survey Methodology.

<http://www.census.gov/acs/www/UseData/index.htm>

Occupation for the Civilian Employed 16 Years and Over Population

Lee County, Arkansas



Source: C24010. SEX BY OCCUPATION FOR THE CIVILIAN EMPLOYED POPULATION 16 YEARS AND OVER
Data Set: 2008-2012 American Community Survey 5-Year Estimates

B25003. TENURE - Universe: OCCUPIED HOUSING UNITS

Data Set: 2008-2012 American Community Survey 5-Year Estimates

	Lee County, Arkansas					
	African American	Margin of Error (+/-)	% of AA Total	White, Not Hispanic	Margin of Error (+/-)	% of NHW Total
Total:	1,865	172	100.0%	1,495	131	100.0%
Owner occupied	894	142	47.9%	1,156	118	77.3%
Renter occupied	971	197	52.1%	339	105	22.7%

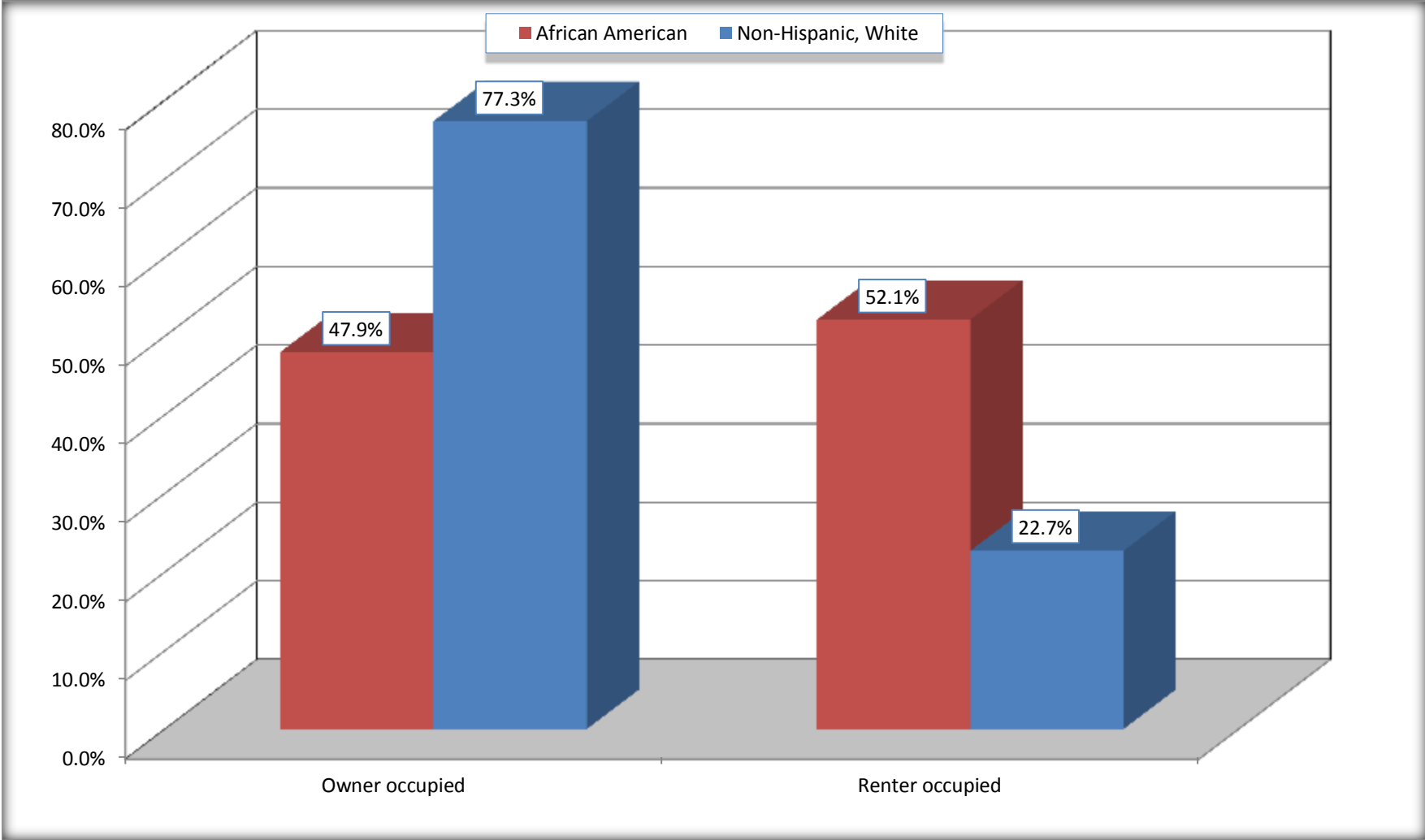
Source: U.S. Census Bureau, 2008-2012 American Community Survey

For information on confidentiality protection, sampling error, nonsampling error, and definitions, see Survey Methodology.

<http://www.census.gov/acs/www/UseData/index.h>

Home Owners and Renters by Household

Lee County, Arkansas



Source: B25003. TENURE - Universe: OCCUPIED HOUSING UNITS
Data Set: 2008-2012 American Community Survey 5-Year Estimates

B25014. OCCUPANTS PER ROOM - Universe: OCCUPIED HOUSING UNITS

Data Set: 2008-2012 American Community Survey 5-Year Estimates

	Lee County, Arkansas					
	African American	Margin of Error (+/-)	% of AA Total	White, Not Hispanic	Margin of Error (+/-)	% of NHW Total
Total:	1,865	172	100.0%	1,495	131	100.0%
1.00 or less occupants per room	1,859	170	99.7%	1,483	129	99.2%
1.01 or more occupants per room	6	11	0.3%	12	19	0.8%

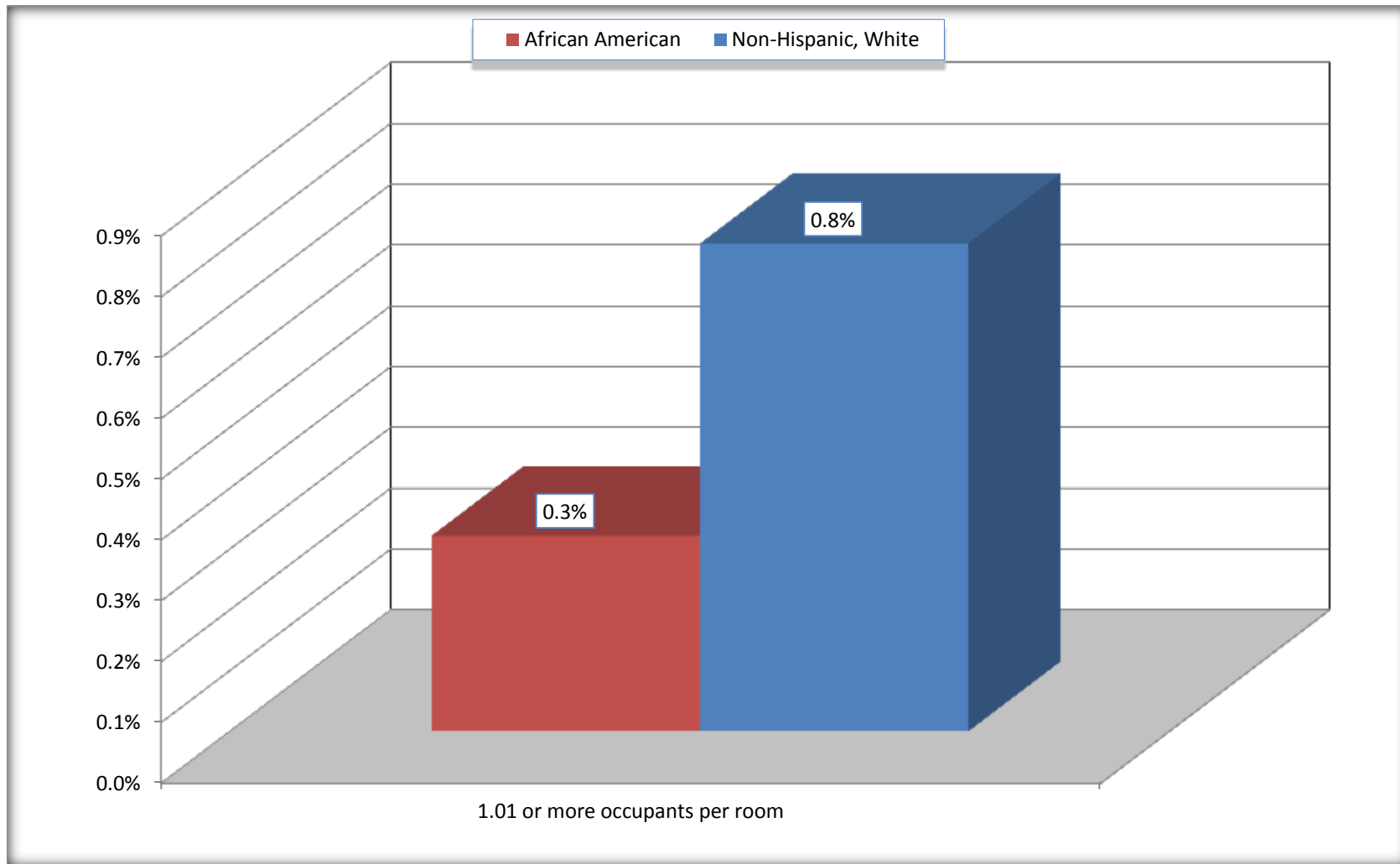
Source: U.S. Census Bureau, 2008-2012 American Community Survey

For information on confidentiality protection, sampling error, nonsampling error, and definitions, see Survey Methodology.

<http://www.census.gov/acs/www/UseData/index.ht>

More than One Person per Room (Crowding) by Household

Lee County, Arkansas



Source: B25014. OCCUPANTS PER ROOM - Universe: OCCUPIED HOUSING UNITS
Data Set: 2008-2012 American Community Survey 5-Year Estimates

B18101. AGE BY DISABILITY STATUS

Data Set: 2008-2012 American Community Survey 5-Year Estimates

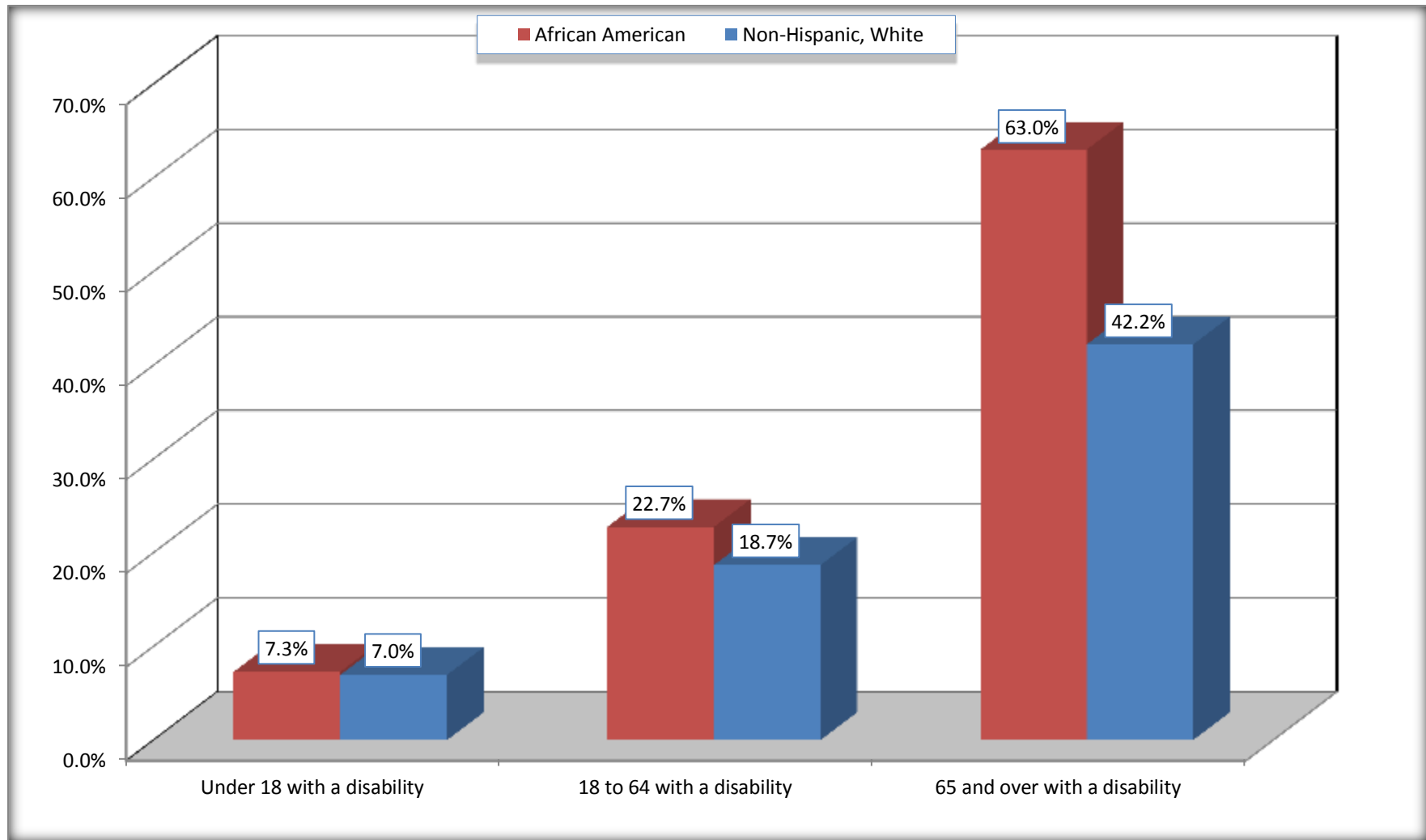
	Lee County, Arkansas					
	African American	Margin of Error (+/-)	% of AA Total	White, Not Hispanic	Margin of Error (+/-)	% of NHW Total
Total:	5,170	135	100.0%	3,676	154	100.0%
Under 18 years:	1,431	28	27.7%	676	36	18.4%
With a disability	104	71	2.0%	47	31	1.3%
No disability	1,327	75	25.7%	629	31	17.1%
18 to 64 years:	2,985	129	57.7%	2,223	154	60.5%
With a disability	679	184	13.1%	415	127	11.3%
No disability	2,306	201	44.6%	1,808	192	49.2%
65 years and over:	754	41	14.6%	777	34	21.1%
With a disability	475	89	9.2%	328	69	8.9%
No disability	279	89	5.4%	449	70	12.2%

Source: U.S. Census Bureau, 2008-2012 American Community Survey

For information on confidentiality protection, sampling error, nonsampling error, and definitions, see Survey Methodology.

<http://www.census.gov/acs/www/UseData/index.htm>

Disability by Age Lee County, Arkansas



Source: B18101. AGE BY DISABILITY STATUS
Data Set: 2008-2012 American Community Survey 5-Year Estimates

C27001B. HEALTH INSURANCE COVERAGE STATUS BY AGE

Data Set: 2008-2012 American Community Survey 5-Year Estimates

	Lee County, Arkansas					
	African American	Margin of Error (+/-)	% of AA Total	White, Not Hispanic	Margin of Error (+/-)	% of NHW Total
Total:	5,170	135	100.0%	3,676	154	100.0%
Under 18 years:	1,431	28	27.7%	676	4	18.4%
With health insurance coverage	1,351	60	26.1%	659	19	17.9%
No health insurance coverage	80	52	1.5%	17	18	0.5%
18 to 64 years:	2,985	129	57.7%	2,223	154	60.5%
With health insurance coverage	1,907	247	36.9%	1,599	160	43.5%
No health insurance coverage	1,078	239	20.9%	624	143	17.0%
65 years and over:	754	41	14.6%	777	34	21.1%
With health insurance coverage	754	41	14.6%	777	34	21.1%
No health insurance coverage	0	19	0.0%	0	19	0.0%

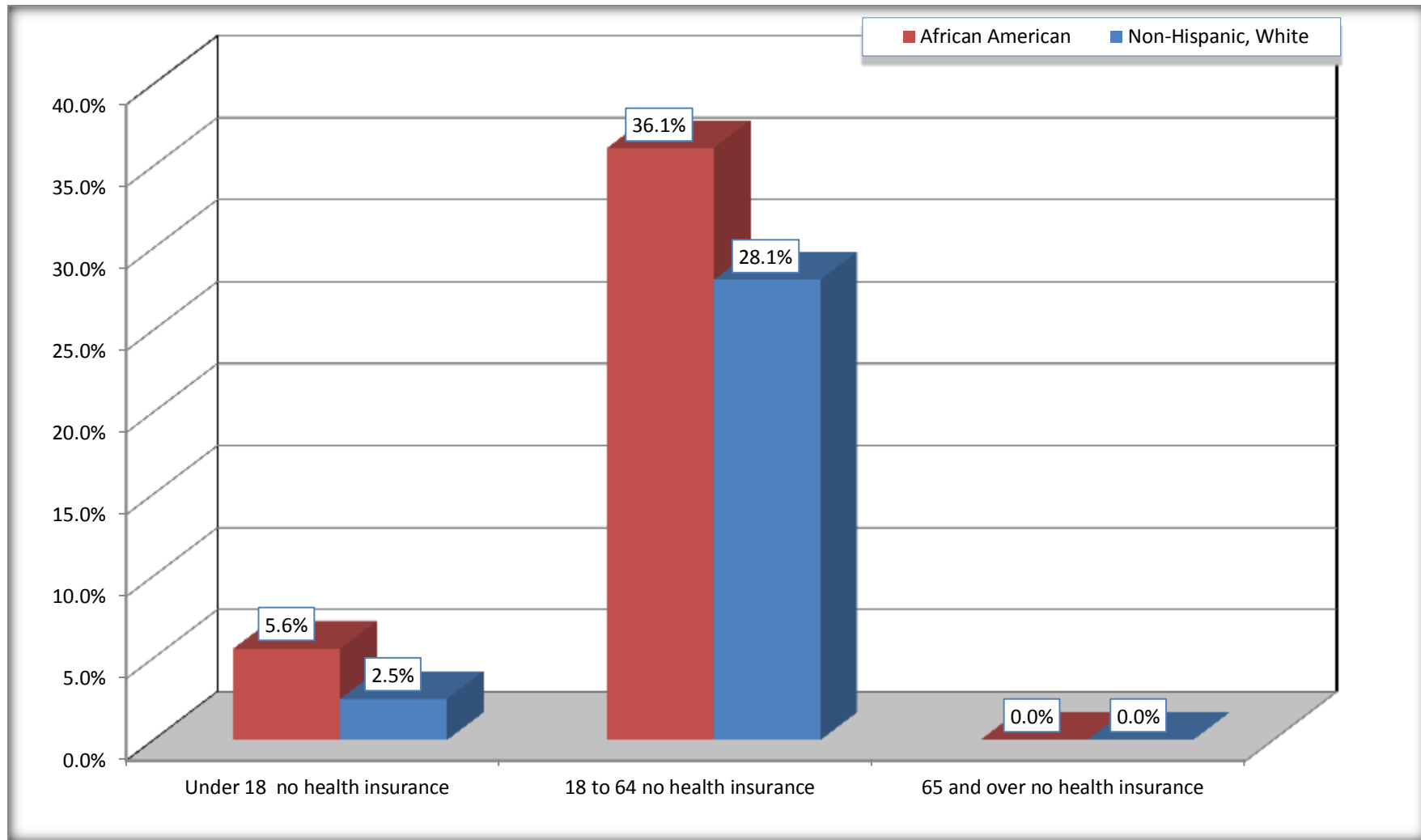
Source: U.S. Census Bureau, 2008-2012 American Community Survey

For information on confidentiality protection, sampling error, nonsampling error, and definitions, see Survey Methodology.

<http://www.census.gov/acs/www/UseData/index.htm>

Lack of Health Insurance Coverage by Age

Lee County, Arkansas



Source: C27001B. HEALTH INSURANCE COVERAGE STATUS BY AGE
Data Set: 2008-2012 American Community Survey 5-Year Estimates