

# **Selected Socio-Economic Data**

## **Arkansas County, Arkansas**

### **African American and White, Not Hispanic**

**Data Set: 2008-2012 American Community Survey 5-Year Estimates**

[www.fairvote2020.org](http://www.fairvote2020.org)

[www.fairdata2000.com](http://www.fairdata2000.com)

[29-Dec-13](#)

**C02003.DETAILED RACE - Universe: TOTAL POPULATION**

Data Set: 2008-2012 American Community Survey 5-Year Estimates

	Arkansas County, Arkansas		
	Population	Margin of Error (+/-)	% of Total
<b>Total:</b>	<b>19,029</b>	<b>*****</b>	<b>100.0%</b>
Population of one race:	18,819	92	98.9%
White	13,791	157	72.5%
Black or African American	4,656	123	24.5%
American Indian and Alaska Native	27	25	0.1%
Asian alone	123	100	0.6%
Native Hawaiian and Other Pacific Islander	11	20	0.1%
Some other race	211	160	1.1%
Population of two or more races:	210	92	1.1%
Two races including Some other race	10	16	0.1%
Two races excluding Some other race, and three or more races	200	90	1.1%
Population of two races:	210	92	1.1%
White; Black or African American	100	84	0.5%
White; American Indian and Alaska Native	88	25	0.5%
White; Asian	1	3	0.0%
Black or African American; American Indian and Alaska Native	9	14	0.0%
All other two race combinations	12	16	0.1%
Population of three races	0	19	0.0%
Population of four or more races	0	19	0.0%

Note: Hispanics may be of any race. See Table B03002 and chart.

Source: U.S. Census Bureau, 2008-2012 American Community Survey

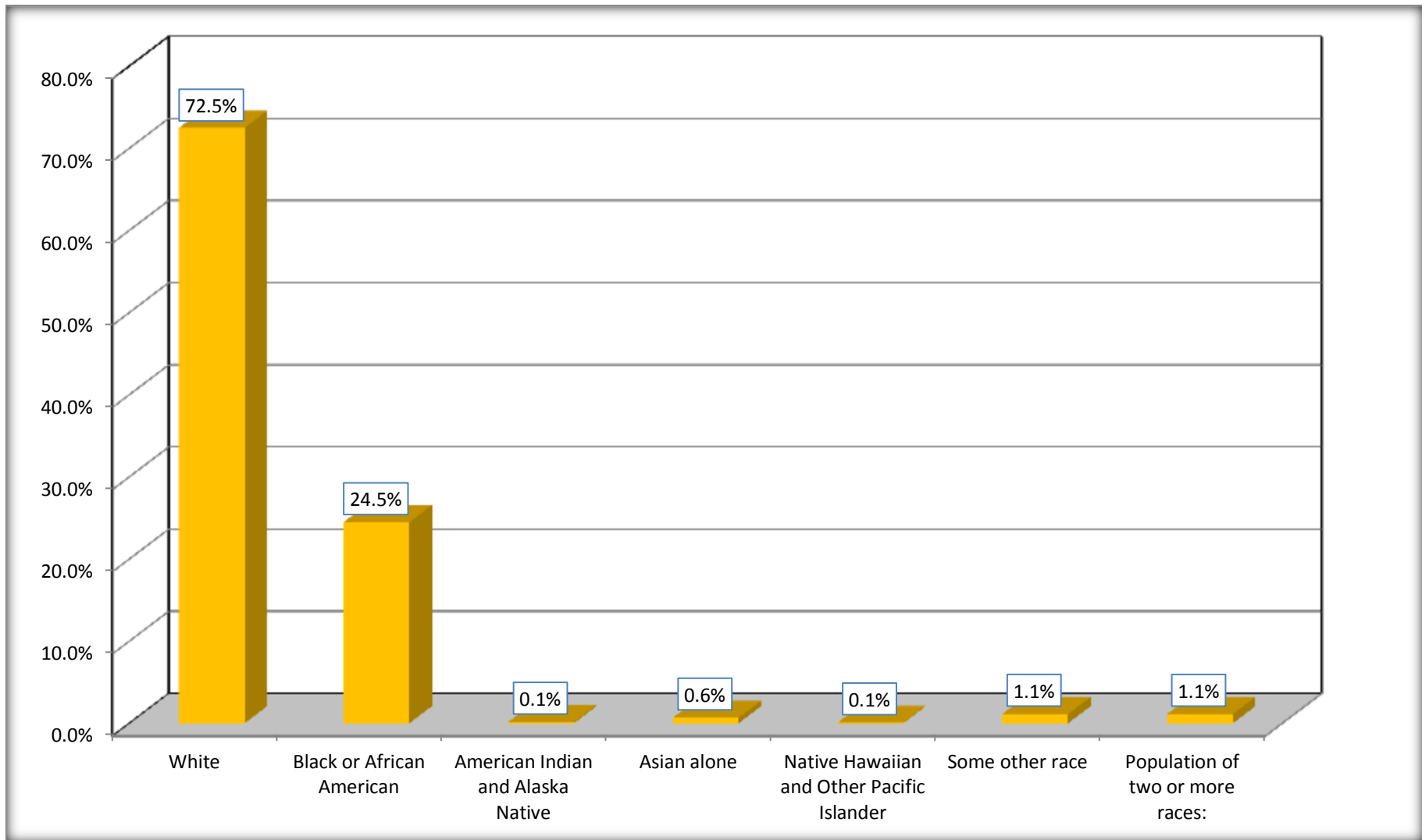
Although the American Community Survey (ACS) produces population, demographic and housing unit estimates, it is the Census Bureau's Population Estimates Program that produces and disseminates the official estimates of the population for the nation, states, counties, cities and towns and estimates of housing units for states and counties.

For information on confidentiality protection, sampling error, nonsampling error, and definitions, see Survey Methodology.

<http://www.census.gov/acs/www/UseData/index.htm>

# Population by Race

## Arkansas County, Arkansas



Source: C02003.DETAILED RACE - Universe: TOTAL POPULATION  
Data Set: 2008-2012 American Community Survey 5-Year Estimates

**B03002. HISPANIC OR LATINO ORIGIN BY RACE - Universe: TOTAL POPULATION**

Data Set: 2008-2012 American Community Survey 5-Year Estimates

	Arkansas County, Arkansas		
	Population	Margin of Error (+/-)	% of Total
<b>Total:</b>	19,029	*****	<b>100.0%</b>
Not Hispanic or Latino:	18,517	*****	97.3%
White alone	13,523	19	71.1%
Black or African American alone	4,634	121	24.4%
American Indian and Alaska Native alone	27	25	0.1%
Asian alone	123	100	0.6%
Native Hawaiian and Other Pacific Islander alone	0	19	0.0%
Some other race alone	0	19	0.0%
Two or more races:	210	92	1.1%
Two races including Some other race	10	16	0.1%
Two races excluding Some other race, and three or more races	200	90	1.1%
Hispanic or Latino	512	*****	2.7%

Source: U.S. Census Bureau, 2008-2012 American Community Survey

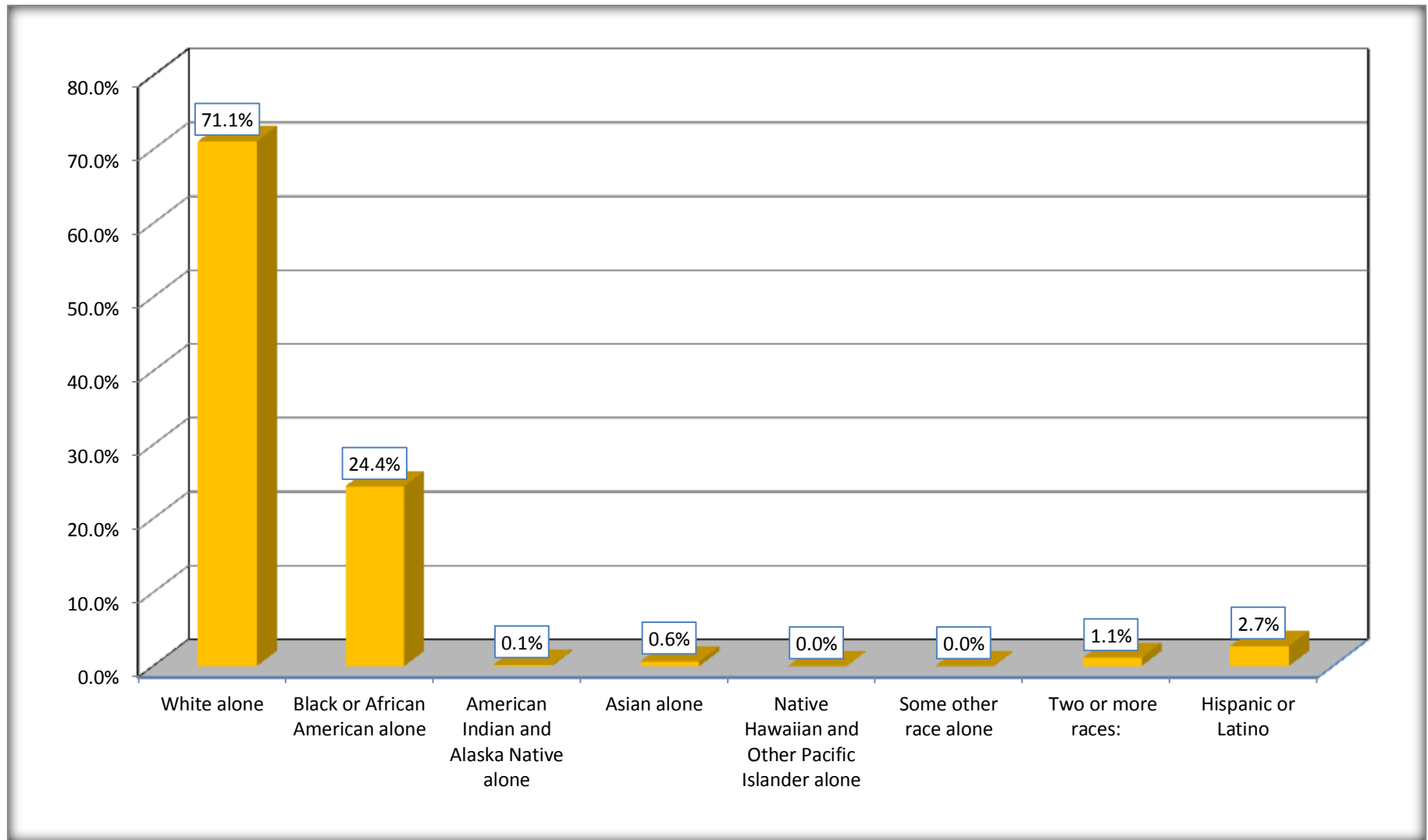
Although the American Community Survey (ACS) produces population, demographic and housing unit estimates, it is the Census Bureau's Population Estimates Program that produces and disseminates the official estimates of the population for the nation, states, counties, cities and towns and estimates of housing units for states and counties.

For information on confidentiality protection, sampling error, nonsampling error, and definitions, see Survey Methodology.

<http://www.census.gov/acs/www/UseData/index.htm>

# Non-Hispanic by Race and Hispanic Population

## Arkansas County, Arkansas



Source: B03002. HISPANIC OR LATINO ORIGIN BY RACE - Universe: TOTAL POPULATION  
Data Set: 2008-2012 American Community Survey 5-Year Estimates

**B03002. HISPANIC OR LATINO ORIGIN BY RACE**

Data Set: 2008-2012 American Community Survey 5-Year Estimates

	Arkansas County, Arkansas		
	Population	Margin of Error (+/-)	% of Total
Hispanic or Latino:	512	*****	<b>100.0%</b>
White alone	268	157	52.3%
Black or African American alone	22	35	4.3%
American Indian and Alaska Native alone	0	19	0.0%
Asian alone	0	19	0.0%
Native Hawaiian and Other Pacific Islander alone	11	20	2.1%
Some other race alone	211	160	41.2%
Two or more races:	0	19	0.0%
Two races including Some other race	0	19	0.0%
Two races excluding Some other race, and three or more races	0	19	0.0%

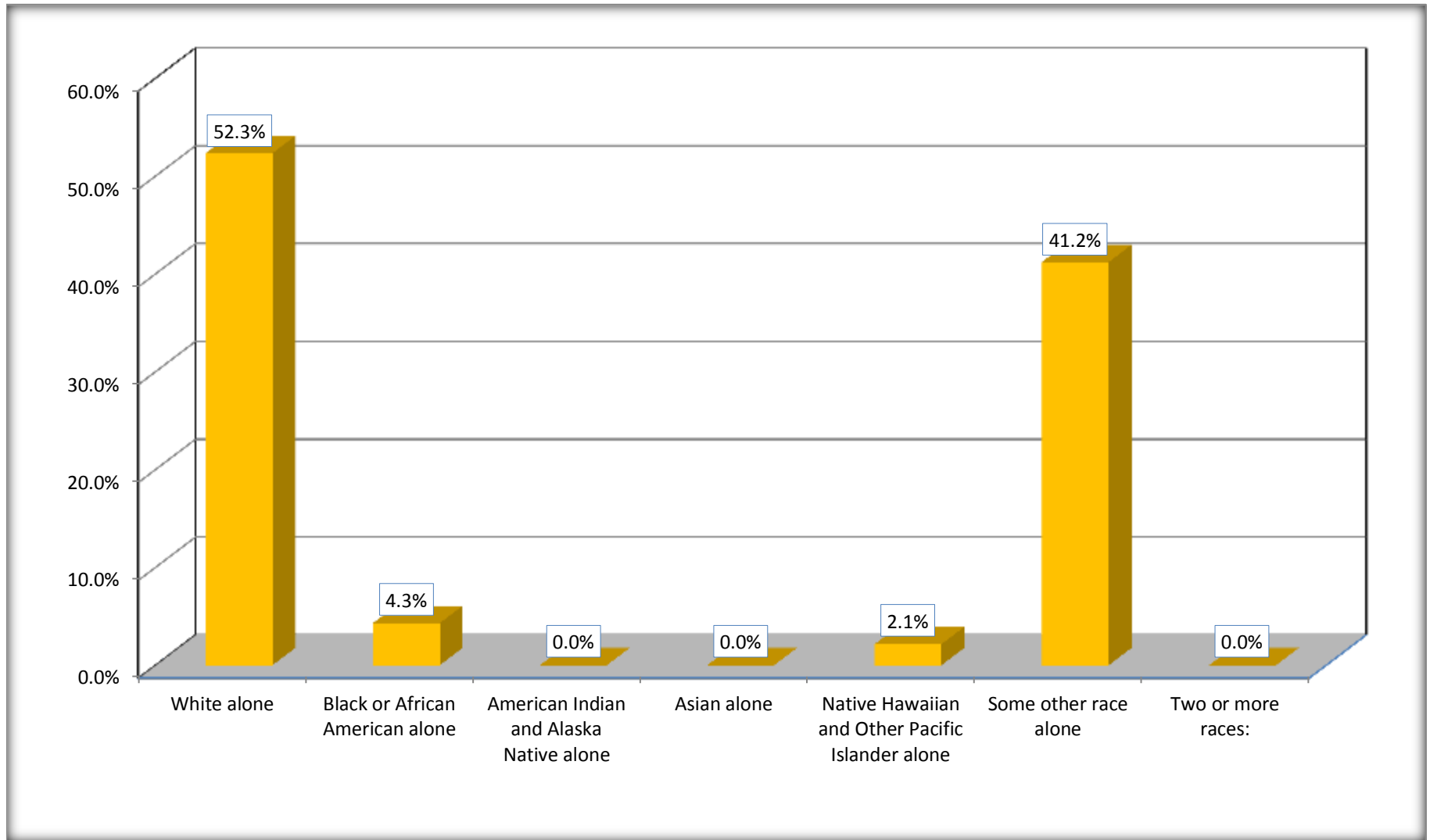
Source: U.S. Census Bureau, 2008-2012 American Community Survey

Although the American Community Survey (ACS) produces population, demographic and housing unit estimates, it is the Census Bureau's Population Estimates Program that produces and disseminates the official estimates of the population for the nation, states, counties, cities and towns and estimates of housing units for states and counties.

For information on confidentiality protection, sampling error, nonsampling error, and definitions, see Survey Methodology.

<http://www.census.gov/acs/www/UseData/index.htm>

## Hispanic or Latino Origin by Race Arkansas County, Arkansas



Source: B03002. HISPANIC OR LATINO ORIGIN BY RACE  
Data Set: 2008-2012 American Community Survey 5-Year Estimates

**B01001. SEX BY AGE**

Data Set: 2008-2012 American Community Survey 5-Year Estimates

	Arkansas County, Arkansas					
	African American	Margin of Error (+/-)	% of AA Total	White, Not Hispanic	Margin of Error (+/-)	% of NHW Total
<b>Total:</b>	<b>4,656</b>	<b>123</b>	<b>100.0%</b>	<b>13,523</b>	<b>19</b>	<b>100.0%</b>
Under 18 years	1,424	NC	30.6%	2,775	NC	20.5%
18 to 64 years	2,720	NC	58.4%	8,166	NC	60.4%
65 years and over	512	NC	11.0%	2,582	NC	19.1%
Male:	2,158	72	46.3%	6,554	389	48.5%
Under 18 years	685	NC	14.7%	1,421	NC	10.5%
18 to 64 years	1,263	NC	27.1%	4,023	NC	29.7%
65 years and over	210	NC	4.5%	1,110	NC	8.2%
Female:	2,498	104	53.7%	6,969	412	51.5%
Under 18 years	739	NC	15.9%	1,354	NC	10.0%
18 to 64 years	1,457	NC	31.3%	4,143	NC	30.6%
65 years and over	302	NC	6.5%	1,472	NC	10.9%

Source: U.S. Census Bureau, 2008-2012 American Community Survey

Although the American Community Survey (ACS) produces population, demographic and housing unit estimates, it is the Census Bureau's Population Estimates Program that produces and disseminates the official estimates of the population for the nation, states, counties, cities and towns and estimates of housing units for states and counties.

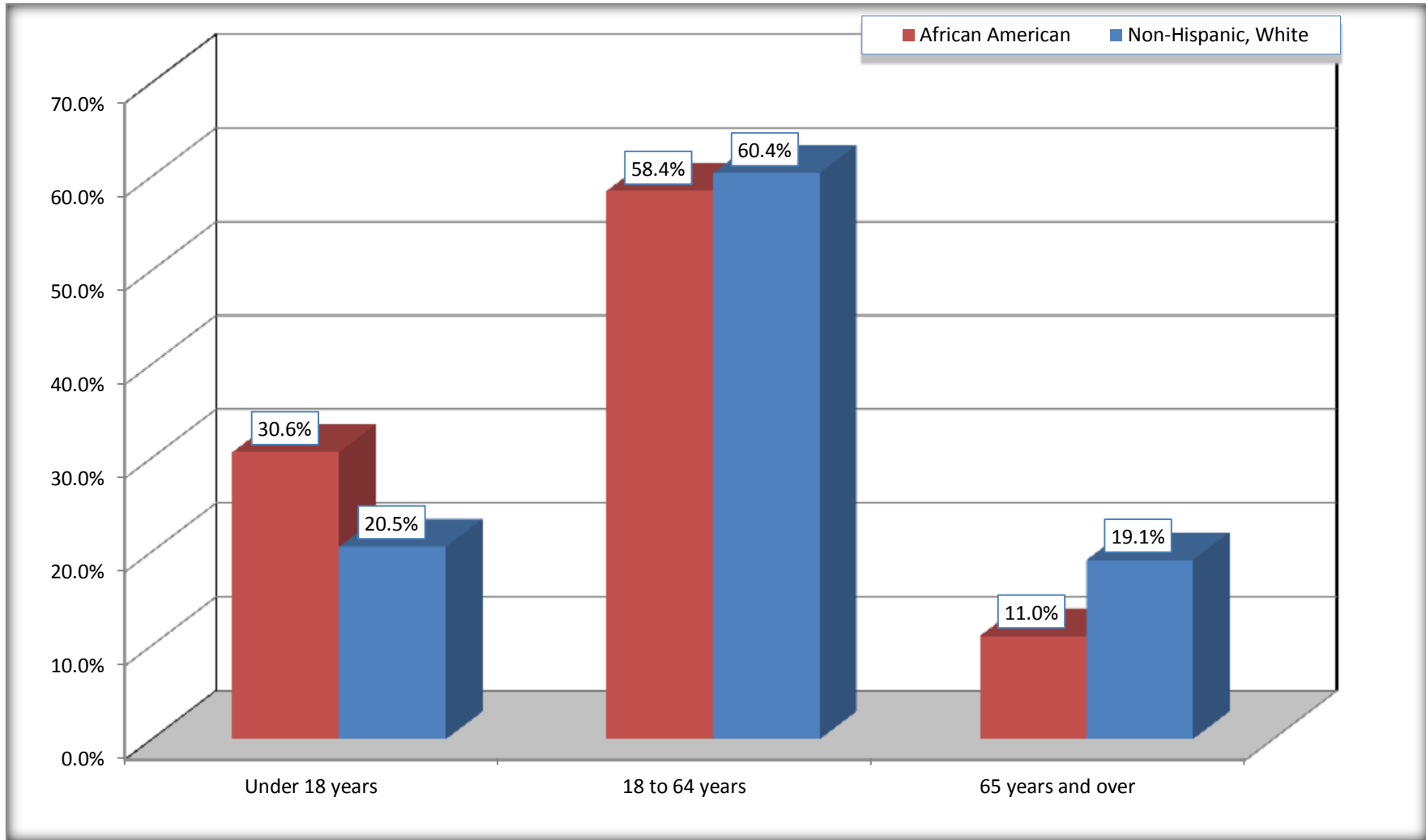
For information on confidentiality protection, sampling error, nonsampling error, and definitions, see Survey Methodology.

<http://www.census.gov/acs/www/UseData/index.htm>



# Population by Age

## Arkansas County, Arkansas



Source: B01001. SEX BY AGE  
Data Set: 2008-2012 American Community Survey 5-Year Estimates

**B05003. SEX BY AGE BY CITIZENSHIP STATUS**

Data Set: 2008-2012 American Community Survey 5-Year Estimates

	Arkansas County, Arkansas					
	African American	Margin of Error (+/-)	% of AA Total by Age	White, Not Hispanic	Margin of Error (+/-)	% of NHW Total by Age
<b>Total:</b>	<b>4,656</b>	<b>123</b>	<b>100.0%</b>	<b>13,523</b>	<b>19</b>	<b>100.0%</b>
<b>Under 18 years:</b>	<b>1,424</b>	<b>NC</b>	<b>100.0%</b>	<b>2,775</b>	<b>NC</b>	<b>100.0%</b>
Native	1,424	NC	100.0%	2,775	NC	100.0%
Foreign born:	0	NC	0.0%	0	NC	0.0%
Naturalized U.S. citizen	0	NC	0.0%	0	NC	0.0%
Not a U.S. citizen	0	NC	0.0%	0	NC	0.0%
<b>18 years and over:</b>	<b>3,232</b>	<b>NC</b>	<b>100.0%</b>	<b>10,748</b>	<b>NC</b>	<b>100.0%</b>
Native	3,226	NC	99.8%	10,743	NC	100.0%
Foreign born:	6	NC	0.2%	5	NC	0.0%
Naturalized U.S. citizen	0	NC	0.0%	5	NC	0.0%
Not a U.S. citizen	6	NC	0.2%	0	NC	0.0%
<b>Male:</b>	<b>2,158</b>	<b>72</b>	<b>46.3%</b>	<b>6,554</b>	<b>19</b>	<b>48.5%</b>
<b>Under 18 years:</b>	<b>685</b>	<b>64</b>	<b>100.0%</b>	<b>1,421</b>	<b>19</b>	<b>100.0%</b>
Native	685	64	100.0%	1,421	19	100.0%
Foreign born:	0	19	0.0%	0	19	0.0%
Naturalized U.S. citizen	0	19	0.0%	0	19	0.0%
Not a U.S. citizen	0	19	0.0%	0	19	0.0%
<b>18 years and over:</b>	<b>1,473</b>	<b>50</b>	<b>100.0%</b>	<b>5,133</b>	<b>19</b>	<b>100.0%</b>
Native	1,467	51	99.6%	5,133	19	100.0%
Foreign born:	6	11	0.4%	0	19	0.0%
Naturalized U.S. citizen	0	19	0.0%	0	19	0.0%
Not a U.S. citizen	6	11	0.4%	0	19	0.0%

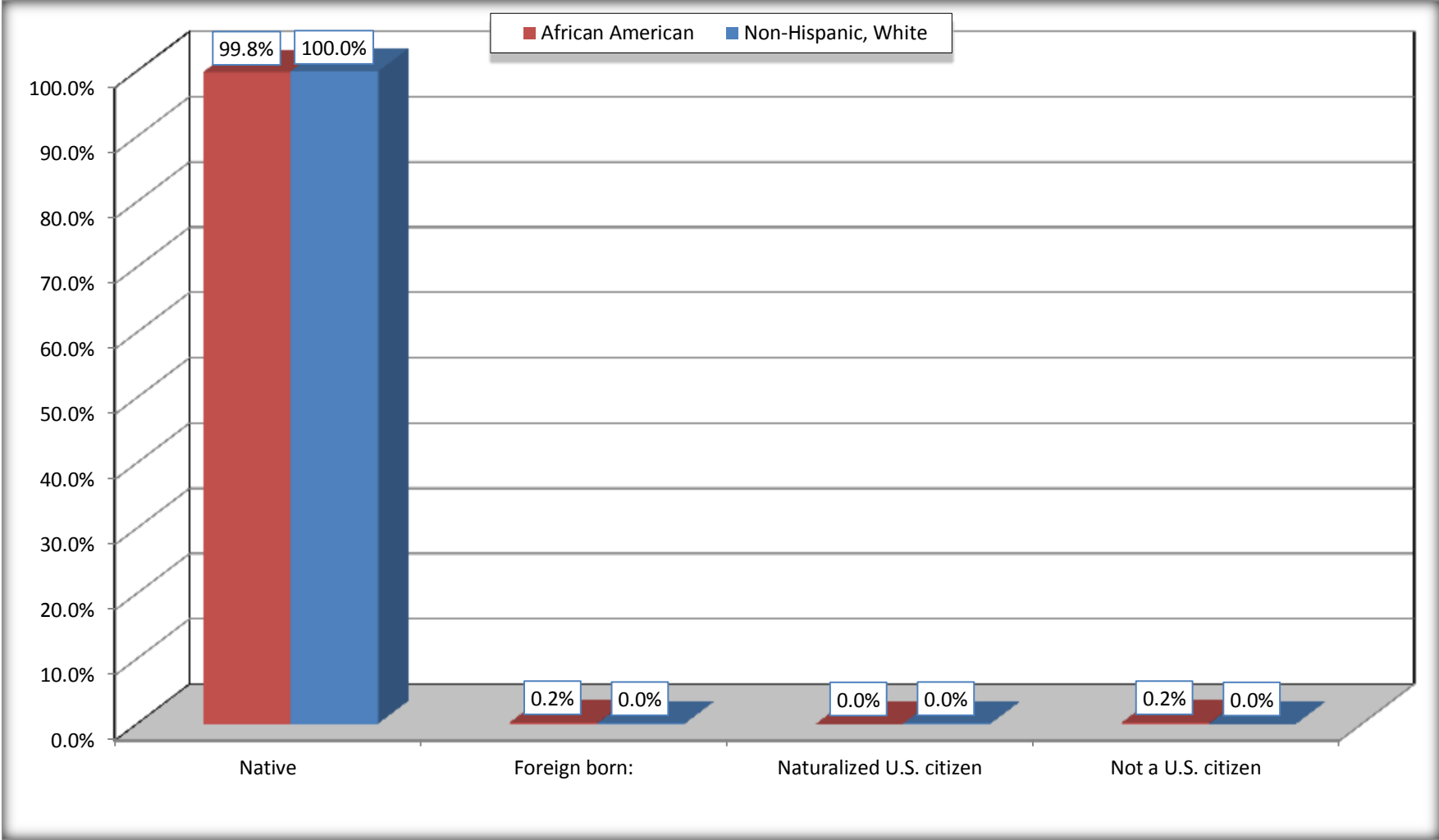
	Arkansas County, Arkansas					
	African American	Margin of Error (+/-)	% of AA by Age	White, Not Hispanic	Margin of Error (+/-)	% of NHW by Age
<b>Female:</b>	2,498	104	53.7%	6,969	19	51.5%
<b>Under 18 years:</b>	<b>739</b>	<b>79</b>	<b>100.0%</b>	<b>1,354</b>	<b>19</b>	<b>100.0%</b>
Native	739	79	100.0%	1,354	19	100.0%
Foreign born:	0	19	0.0%	0	19	0.0%
Naturalized U.S. citizen	0	19	0.0%	0	19	0.0%
Not a U.S. citizen	0	19	0.0%	0	19	0.0%
<b>18 years and over:</b>	<b>1,759</b>	<b>67</b>	<b>100.0%</b>	<b>5,615</b>	<b>19</b>	<b>100.0%</b>
Native	1,759	67	100.0%	5,610	9	99.9%
Foreign born:	0	19	0.0%	5	9	0.1%
Naturalized U.S. citizen	0	19	0.0%	5	9	0.1%
Not a U.S. citizen	0	19	0.0%	0	19	0.0%

Source: U.S. Census Bureau, 2008-2012 American Community Survey

For information on confidentiality protection, sampling error, nonsampling error, and definitions, see Survey Methodology.  
<http://www.census.gov/acs/www/UseData/index.htm>

# Citizenship Status of Voting Age Population (18 and Over)

## Arkansas County, Arkansas



Source: B05003. SEX BY AGE BY CITIZENSHIP STATUS  
Data Set: 2008-2012 American Community Survey 5-Year Estimates

**B07004. GEOGRAPHICAL MOBILITY IN THE PAST YEAR BY RACE FOR CURRENT RESIDENCE IN THE UNITED STATES - Universe:  
POPULATION 1 YEAR AND OVER**

Data Set: 2008-2012 American Community Survey 5-Year Estimates

	Arkansas County, Arkansas					
	African American	Margin of Error (+/-)	% of AA Total	White, Not Hispanic	Margin of Error (+/-)	% of NHW Total
<b>Total:</b>	<b>4,607</b>	<b>121</b>	<b>100.0%</b>	<b>13,408</b>	<b>49</b>	<b>100.0%</b>
Same house 1 year ago	3,750	237	81.4%	10,941	439	81.6%
Moved within same county	561	207	12.2%	1,760	431	13.1%
Moved from different county within same state	181	105	3.9%	358	162	2.7%
Moved from different state	81	86	1.8%	349	137	2.6%
Moved from abroad	34	47	0.7%	0	19	0.0%

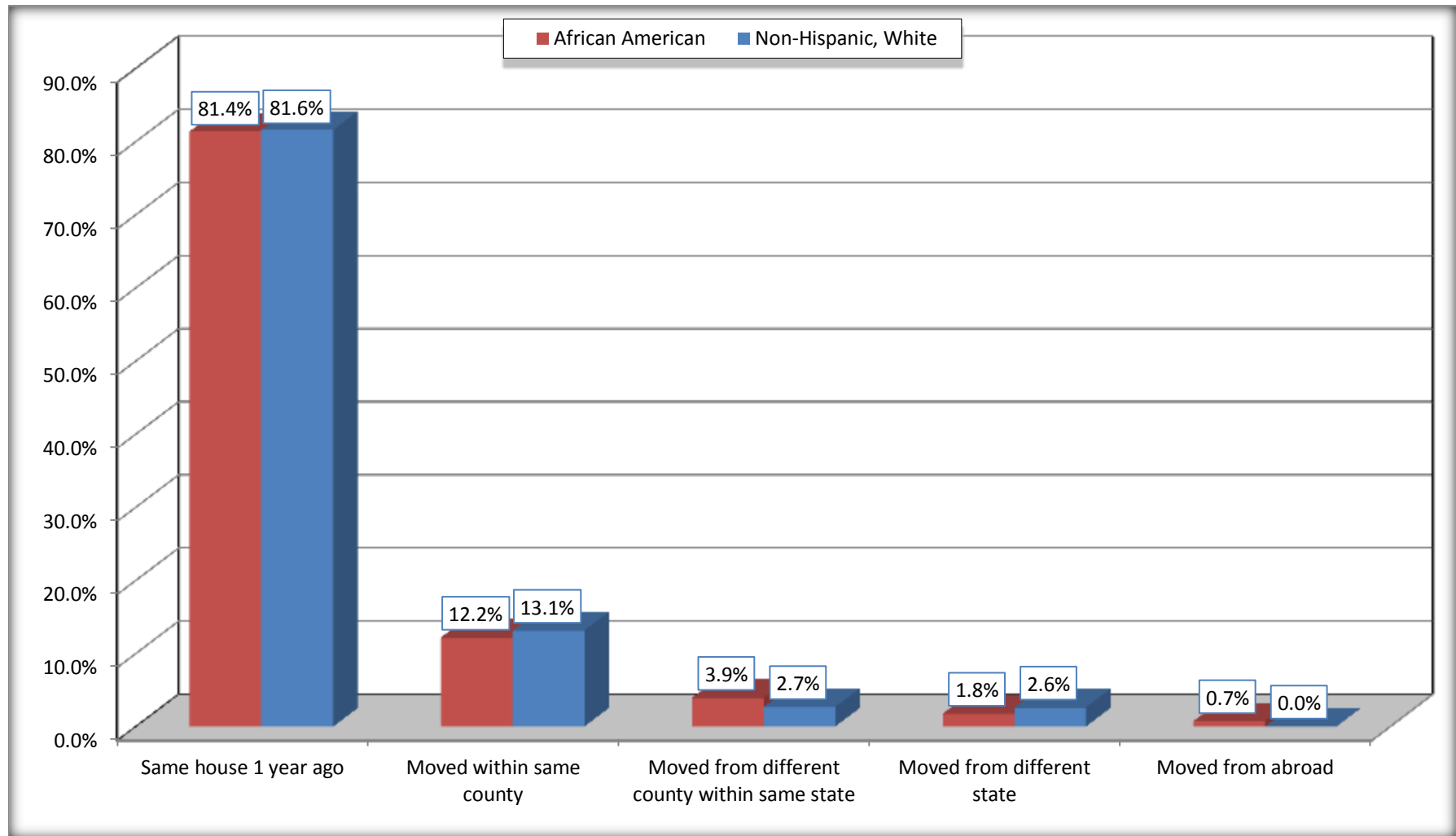
Source: U.S. Census Bureau, 2008-2012 American Community Survey

For information on confidentiality protection, sampling error, nonsampling error, and definitions, see Survey Methodology.

<http://www.census.gov/acs/www/UseData/index.htm>

# Geographical Mobility in the Past Year (Population 1 Year and Over)

## Arkansas County, Arkansas



Source: B07004. GEOGRAPHICAL MOBILITY IN THE PAST YEAR BY RACE FOR CURRENT RESIDENCE IN THE UNITED STATES - Universe: POPULATION 1 YEAR AND OVER

Data Set: 2008-2012 American Community Survey 5-Year Estimates

**B08105. MEANS OF TRANSPORTATION TO WORK - Universe: WORKERS 16 YEARS AND OVER**

Data Set: 2008-2012 American Community Survey 5-Year Estimates

	Arkansas County, Arkansas					
	African American	Margin of Error (+/-)	% of AA Total	White, Not Hispanic	Margin of Error (+/-)	% of NHW Total
<b>Total:</b>	1659	203	<b>100.0%</b>	6646	282	<b>100.0%</b>
Car, truck, or van - drove alone	1205	224	72.6%	5753	289	86.6%
Car, truck, or van - carpooled	335	123	20.2%	538	130	8.1%
Public transportation (excluding taxicab)	18	24	1.1%	15	19	0.2%
Walked	74	70	4.5%	88	49	1.3%
Taxicab, motorcycle, bicycle, or other means	27	20	1.6%	69	48	1.0%
Worked at home	0	19	0.0%	183	66	2.8%

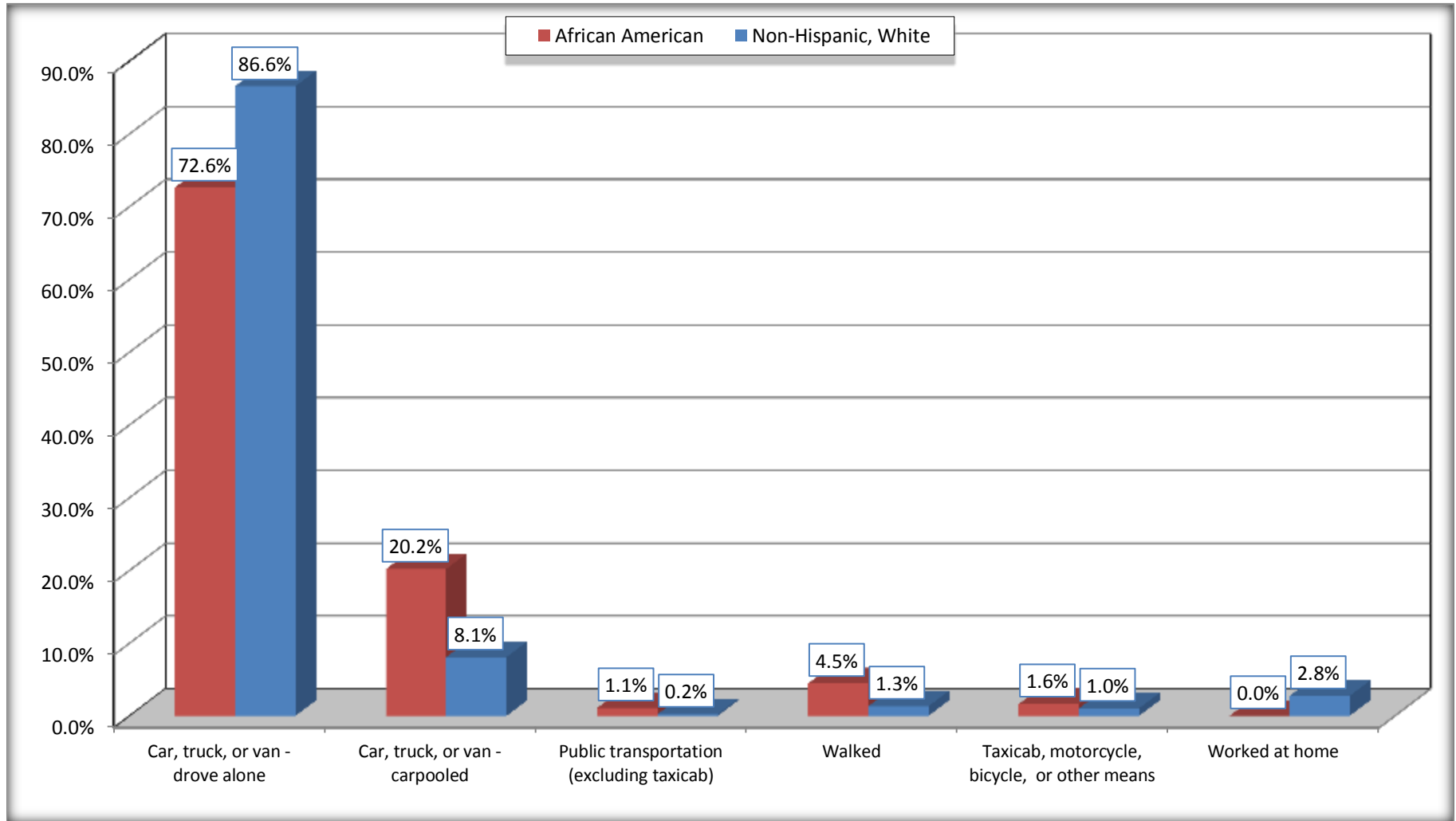
Source: U.S. Census Bureau, 2008-2012 American Community Survey

For information on confidentiality protection, sampling error, nonsampling error, and definitions, see Survey Methodology.

<http://www.census.gov/acs/www/UseData/index.htm>

# Means of Transportation to Work (Workers 16 Years and Over)

## Arkansas County, Arkansas



Source: B08105. MEANS OF TRANSPORTATION TO WORK - Universe: WORKERS 16 YEARS AND OVER  
Data Set: 2008-2012 American Community Survey 5-Year Estimates



**B11002. HOUSEHOLD TYPE BY RELATIVES AND NONRELATIVES FOR POPULATION IN HOUSEHOLDS**

Data Set: 2008-2012 American Community Survey 5-Year Estimates

	Arkansas County, Arkansas					
	African American	Margin of Error (+/-)	% of AA Total	White, Not Hispanic	Margin of Error (+/-)	% of NHW Total
<b>Total:</b>	4570	164	<b>100.0%</b>	13374	155	<b>100.0%</b>
In family households	3851	245	84.3%	11030	338	82.5%
In nonfamily households	719	212	15.7%	2344	307	17.5%

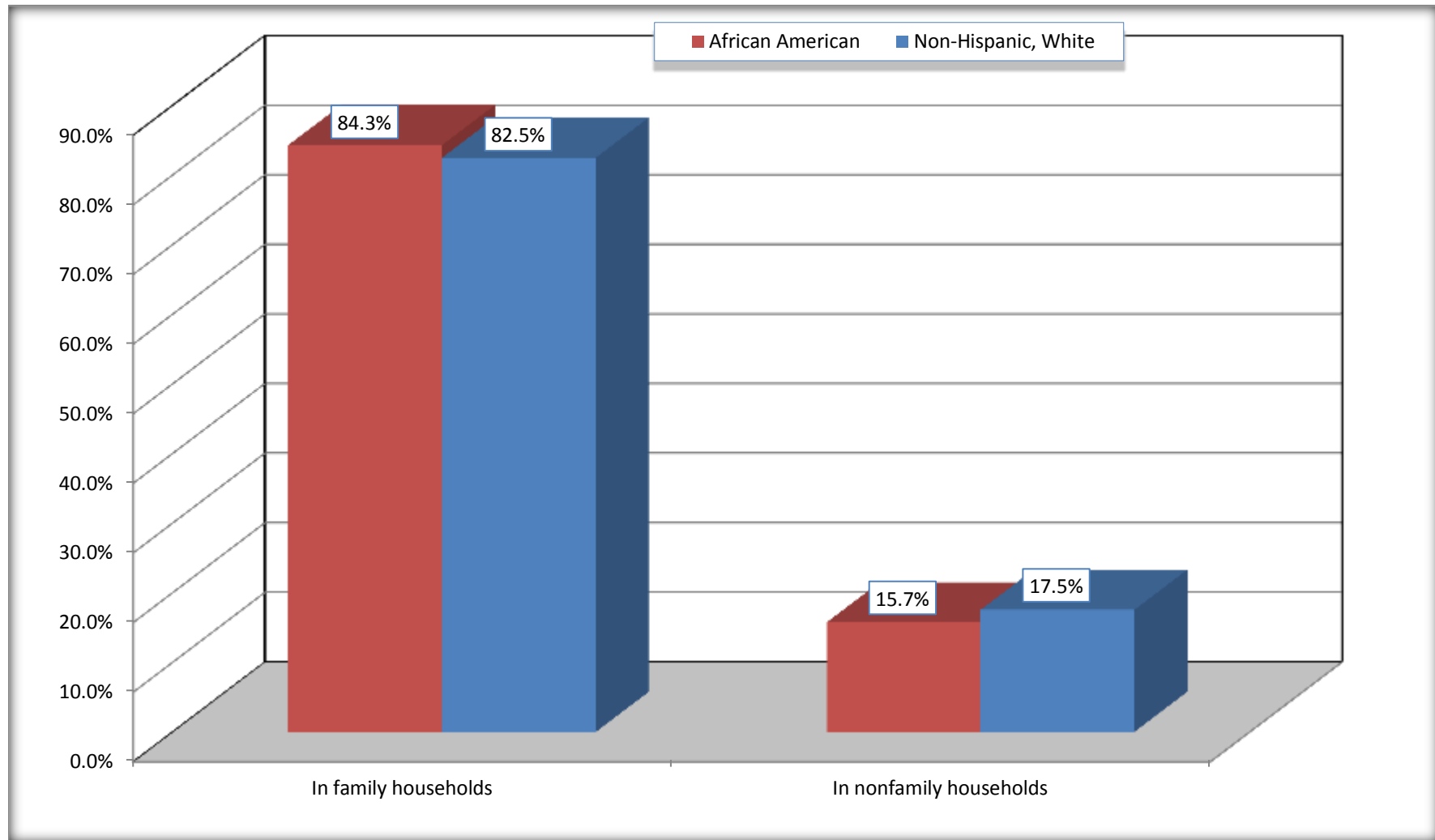
Source: U.S. Census Bureau, 2008-2012 American Community Survey

For information on confidentiality protection, sampling error, nonsampling error, and definitions, see Survey Methodology.

<http://www.census.gov/acs/www/UseData/index.htm>

# Household Type for Population in Households

## Arkansas County, Arkansas



Source: B11002. HOUSEHOLD TYPE BY RELATIVES AND NONRELATIVES FOR POPULATION IN HOUSEHOLDS  
Data Set: 2008-2012 American Community Survey 5-Year Estimates

**B12002. MARITAL STATUS FOR THE POPULATION 15 YEARS AND OVER**

Data Set: 2008-2012 American Community Survey 5-Year Estimates

	Arkansas County, Arkansas					
	African American	Margin of Error (+/-)	% of AA Total	White, Not Hispanic	Margin of Error (+/-)	% of NHW Total
<b>Total:</b>	<b>3,474</b>	<b>109</b>	<b>100.0%</b>	<b>11,261</b>	<b>19</b>	<b>100.0%</b>
Never married	1,407	NC	40.5%	1,909	NC	17.0%
Now married (except separated)	1,179	NC	33.9%	6,773	NC	60.1%
Separated	132	NC	3.8%	307	NC	2.7%
Widowed	270	NC	7.8%	1,008	NC	9.0%
Divorced	486	NC	14.0%	1,264	NC	11.2%
<b>Male:</b>	1,555	69	44.8%	5,396	19	47.9%
Never married	694	132	20.0%	1,111	132	9.9%
Now married (except separated)	613	93	17.6%	3,474	186	30.8%
Separated	21	25	0.6%	156	84	1.4%
Widowed	43	33	1.2%	162	62	1.4%
Divorced	184	84	5.3%	493	101	4.4%
<b>Female:</b>	1,919	95	55.2%	5,865	19	52.1%
Never married	713	122	20.5%	798	105	7.1%
Now married (except separated)	566	106	16.3%	3,299	203	29.3%
Separated	111	61	3.2%	151	95	1.3%
Widowed	227	53	6.5%	846	115	7.5%
Divorced	302	110	8.7%	771	150	6.8%

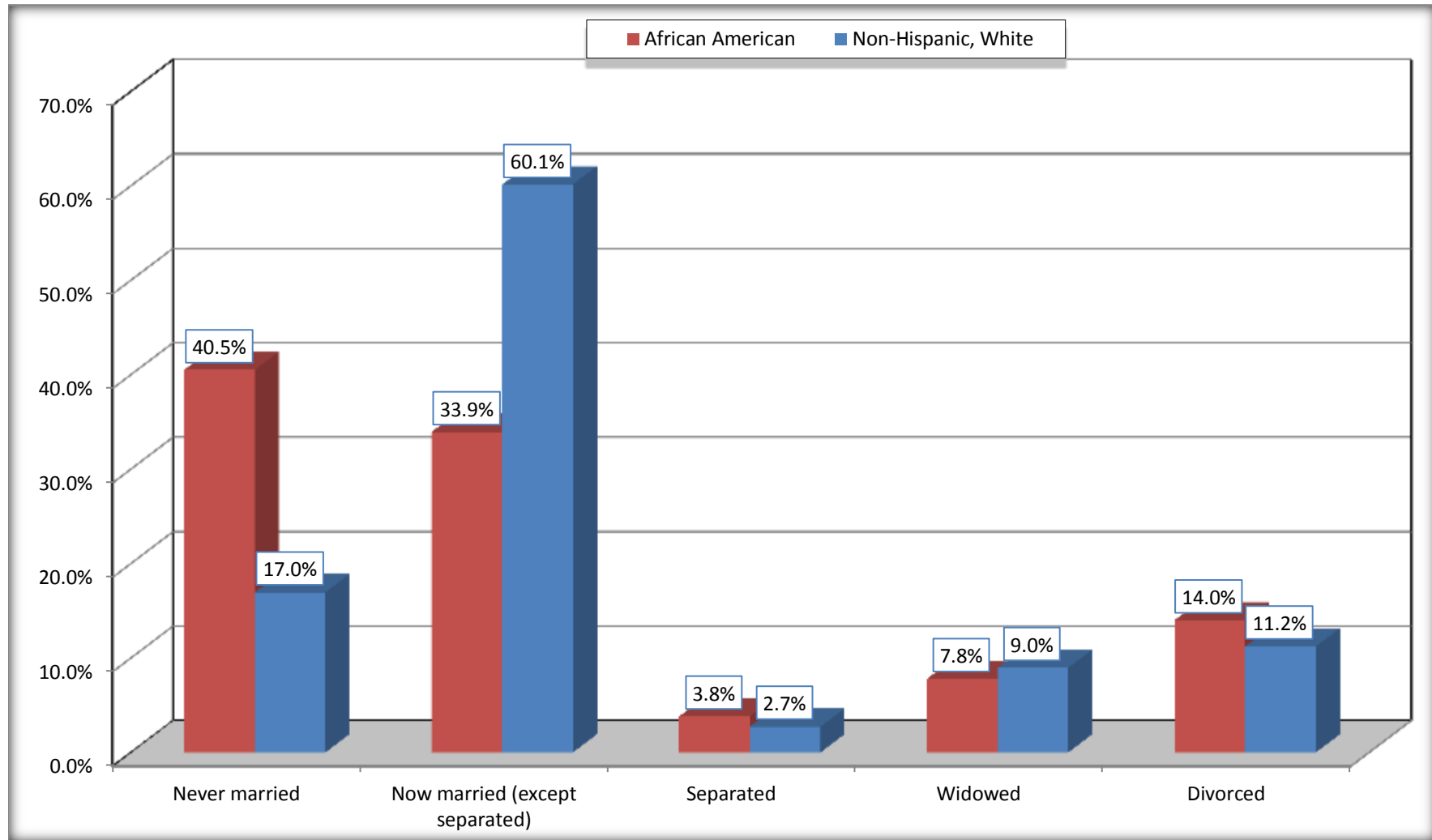
Source: U.S. Census Bureau, 2008-2012 American Community Survey

For information on confidentiality protection, sampling error, nonsampling error, and definitions, see Survey Methodology.

<http://www.census.gov/acs/www/UseData/index.htm>

# Marital Status for the Population 15 Years and Over

## Arkansas County, Arkansas



Source: B12002. MARITAL STATUS FOR THE POPULATION 15 YEARS AND OVER  
Data Set: 2008-2012 American Community Survey 5-Year Estimates

**C15002. SEX BY EDUCATIONAL ATTAINMENT FOR THE POPULATION 25 YEARS AND OVER**

Data Set: 2008-2012 American Community Survey 5-Year Estimates

	Arkansas County, Arkansas					
	African American	Margin of Error (+/-)	% of AA Total	White, Not Hispanic	Margin of Error (+/-)	% of NHW Total
<b>Total:</b>	<b>2,835</b>	<b>102</b>	<b>100.0%</b>	<b>9,868</b>	<b>19</b>	<b>100.0%</b>
Less than high school diploma	653	NC	23.0%	1,457	NC	14.8%
High school graduate, GED, or alternative	1,301	NC	45.9%	4,213	NC	42.7%
Some college or associate's degree	782	NC	27.6%	2,644	NC	26.8%
Bachelor's degree or higher	99	NC	3.5%	1,554	NC	15.7%
Male:	1,245	49	43.9%	4,701	19	47.6%
Less than high school diploma	234	89	8.3%	671	118	6.8%
High school graduate, GED, or alternative	711	126	25.1%	2,223	202	22.5%
Some college or associate's degree	243	93	8.6%	1,099	163	11.1%
Bachelor's degree or higher	57	46	2.0%	708	127	7.2%
Female:	1,590	87	56.1%	5,167	19	52.4%
Less than high school diploma	419	99	14.8%	786	135	8.0%
High school graduate, GED, or alternative	590	116	20.8%	1,990	192	20.2%
Some college or associate's degree	539	137	19.0%	1,545	211	15.7%
Bachelor's degree or higher	42	39	1.5%	846	136	8.6%

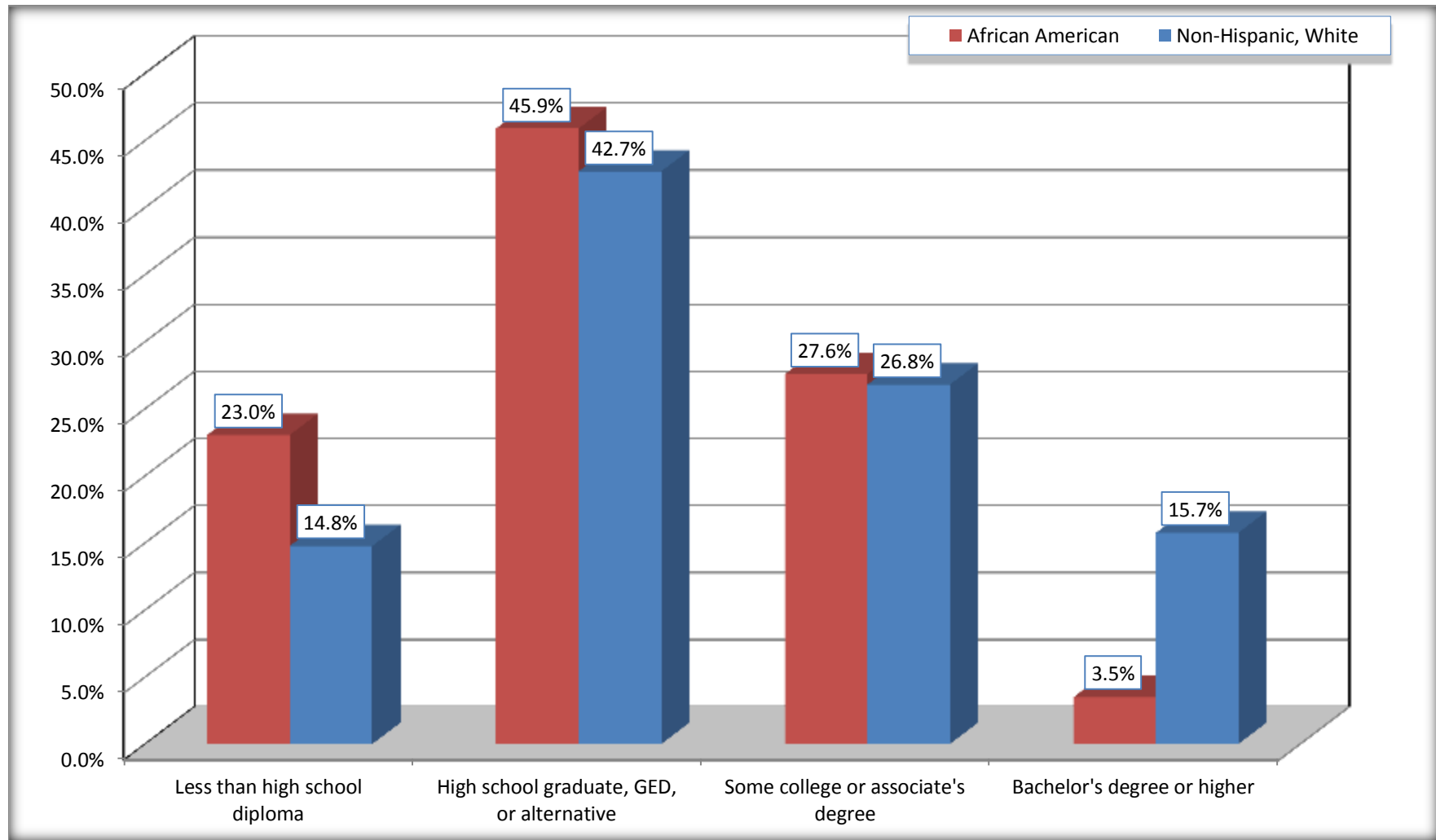
Source: U.S. Census Bureau, 2008-2012 American Community Survey

For information on confidentiality protection, sampling error, nonsampling error, and definitions, see Survey Methodology.

<http://www.census.gov/acs/www/UseData/index.htm>

# Educational Attainment for the Population 25 Years and Older

## Arkansas County, Arkansas



Source: C15002. SEX BY EDUCATIONAL ATTAINMENT FOR THE POPULATION 25 YEARS AND OVER  
Data Set: 2008-2012 American Community Survey 5-Year Estimates

**B17010. POVERTY STATUS IN THE PAST 12 MONTHS OF FAMILIES BY FAMILY TYPE BY PRESENCE OF RELATED CHILDREN UNDER 18 YEARS**

Data Set: 2008-2012 American Community Survey 5-Year Estimates

	Arkansas County, Arkansas					
	African American	Margin of Error (+/-)	% of AA Total	White, Not Hispanic	Margin of Error (+/-)	% of NHW Total
<b>Total:</b>	<b>1,116</b>	<b>115</b>	<b>100.0%</b>	<b>3,918</b>	<b>201</b>	<b>100.0%</b>
Income in the past 12 months below poverty level:	303	92	27.2%	186	89	4.7%
Married-couple family:	71	47	6.4%	118	72	3.0%
With related children under 18 years	35	53	3.1%	47	44	1.2%
Other family:	232	95	20.8%	68	39	1.7%
Male householder, no wife present	16	21	1.4%	23	21	0.6%
With related children under 18 years	16	21	1.4%	3	4	0.1%
Female householder, no husband present	216	95	19.4%	45	34	1.1%
With related children under 18 years	198	92	17.7%	26	28	0.7%
Income in the past 12 months at or above poverty level:	813	120	72.8%	3,732	186	95.3%
Married-couple family:	418	96	37.5%	3,154	178	80.5%
With related children under 18 years	115	57	10.3%	1,003	138	25.6%
Other family:	395	107	35.4%	578	128	14.8%
Male householder, no wife present	80	66	7.2%	142	55	3.6%
With related children under 18 years	1	3	0.1%	79	45	2.0%
Female householder, no husband present	315	93	28.2%	436	122	11.1%
With related children under 18 years	152	71	13.6%	205	92	5.2%

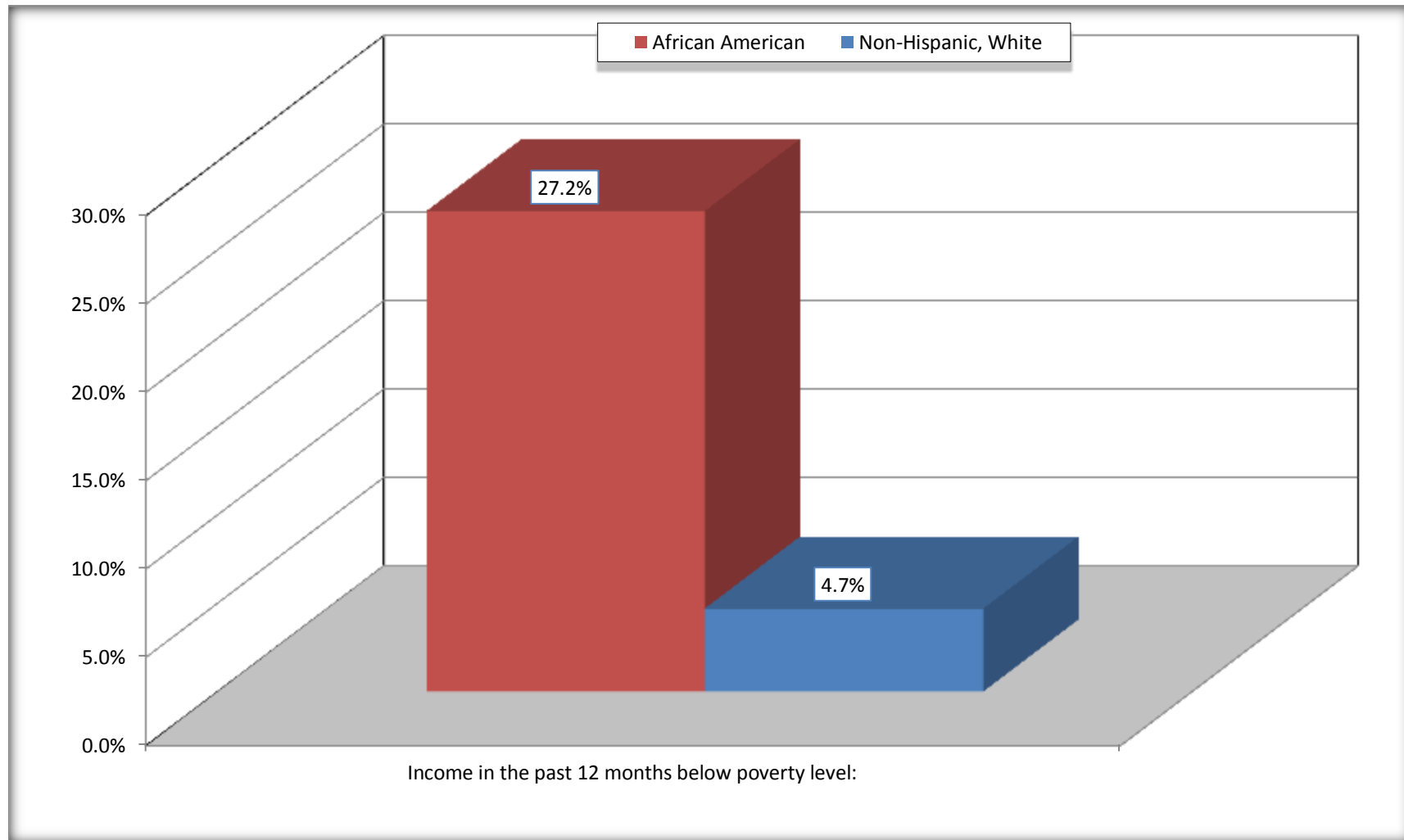
Source: U.S. Census Bureau, 2008-2012 American Community Survey

For information on confidentiality protection, sampling error, nonsampling error, and definitions, see Survey Methodology.

<http://www.census.gov/acs/www/UseData/index.htm>

# Family Households Below Poverty in the Past 12 Months

## Arkansas County, Arkansas



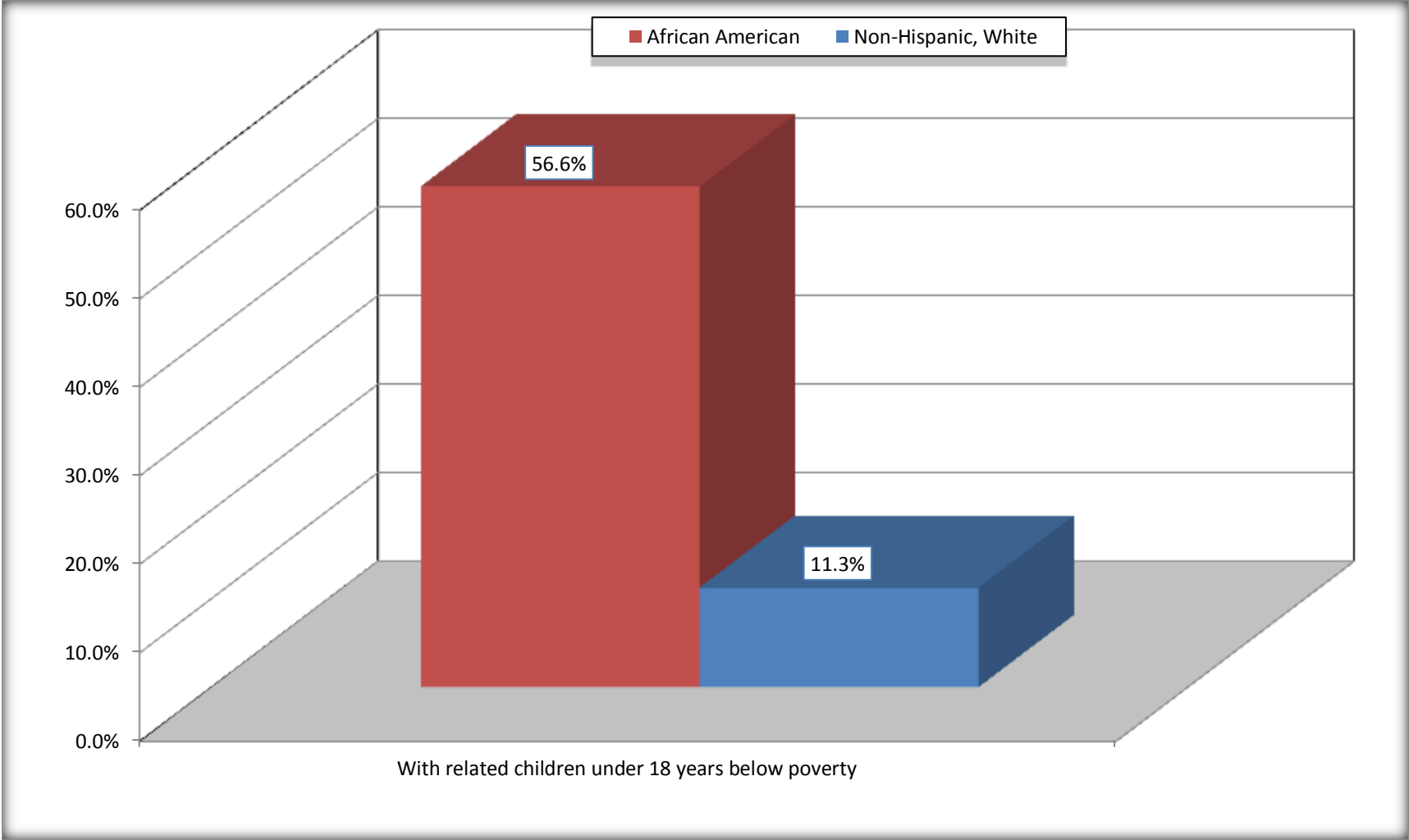
Source: B17010. POVERTY STATUS IN THE PAST 12 MONTHS OF FAMILIES BY FAMILY TYPE BY PRESENCE OF RELATED CHILDREN UNDER 18 YEARS

Data Set: 2008-2012 American Community Survey 5-Year Estimates



# Female-headed Households with Related Children Below Poverty in the Past 12 Months

## Arkansas County, Arkansas



Source: B17010. POVERTY STATUS IN THE PAST 12 MONTHS OF FAMILIES BY FAMILY TYPE BY PRESENCE OF RELATED CHILDREN UNDER 18 YEARS

Data Set: 2008-2012 American Community Survey 5-Year Estimates

**B17020 POVERTY STATUS IN THE PAST 12 MONTHS BY AGE - Universe: POPULATION FOR WHOM POVERTY STATUS IS DETERMINED**

Data Set: 2008-2012 American Community Survey 5-Year Estimates

	Arkansas County, Arkansas					
	African American	Margin of Error (+/-)	% of AA By Age	White, Not Hispanic	Margin of Error (+/-)	% of NHW By Age
<b>Total:</b>	<b>4,497</b>	<b>140</b>	<b>100.0%</b>	<b>13,280</b>	<b>81</b>	<b>100.0%</b>
Income in the past 12 months below poverty level:	1,406	294	31.3%	1,456	325	11.0%
<b>Under 18 years</b>	658	NC	48.7%	286	NC	10.5%
<b>18 to 64 years</b>	633	150	23.8%	908	216	11.2%
<b>65 years and over</b>	115	NC	23.5%	262	NC	10.7%
Income in the past 12 months at or above poverty level:	3,091	310	68.7%	11,824	344	89.0%
<b>Under 18 years</b>	692	NC	51.3%	2,448	NC	89.5%
<b>18 to 64 years</b>	2,024	166	76.2%	7,187	219	88.8%
<b>65 years and over</b>	375	NC	76.5%	2,189	NC	89.3%

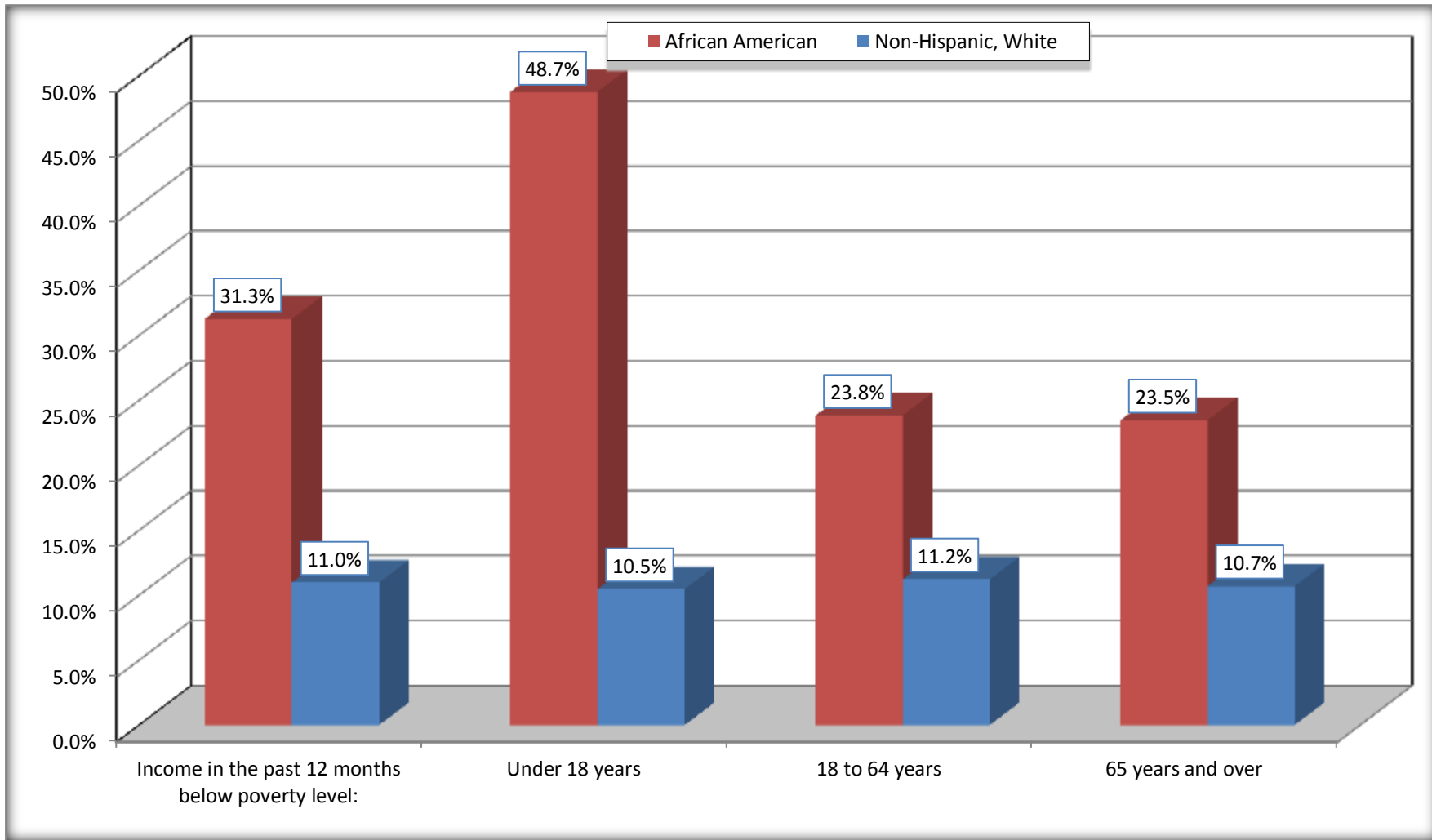
Source: U.S. Census Bureau, 2008-2012 American Community Survey

For information on confidentiality protection, sampling error, nonsampling error, and definitions, see Survey Methodology.

<http://www.census.gov/acs/www/UseData/index.htm>

# Population Below Poverty in the Past 12 Months

## Arkansas County, Arkansas



Source: B17020 POVERTY STATUS IN THE PAST 12 MONTHS BY AGE - Universe: POPULATION FOR WHOM POVERTY STATUS IS DETERMINED  
Data Set: 2008-2012 American Community Survey 5-Year Estimates

**B19001. HOUSEHOLD INCOME IN THE PAST 12 MONTHS (IN 2010 INFLATION-ADJUSTED DOLLARS)**

Data Set: 2008-2012 American Community Survey 5-Year Estimates

	Arkansas County, Arkansas					
	African American	Margin of Error (+/-)	% of AA Total	White, Not Hispanic	Margin of Error (+/-)	% of NHW Total
<b>Total:</b>	<b>1,726</b>	<b>149</b>	<b>100.0%</b>	<b>5,931</b>	<b>175</b>	<b>100.0%</b>
Less than \$ 10,000	254	96	14.7%	412	108	6.9%
\$ 10,000 to \$ 14,999	208	101	12.1%	343	103	5.8%
<b>\$ 15,000 to \$ 24,999</b>	366	NC	21.2%	706	NC	11.9%
<b>\$ 25,000 to \$ 34,999</b>	256	NC	14.8%	780	NC	13.2%
<b>\$ 35,000 to \$ 49,999</b>	194	NC	11.2%	1,050	NC	17.7%
<b>\$ 50,000 to \$ 74,999</b>	240	NC	13.9%	1,082	NC	18.2%
\$ 75,000 to \$ 99,999	133	58	7.7%	695	130	11.7%
<b>\$ 100,000 to \$ 149,999</b>	48	NC	2.8%	515	NC	8.7%
\$ 150,000 to \$ 199,999	5	9	0.3%	244	78	4.1%
\$ 200,000 or more	22	20	1.3%	104	46	1.8%

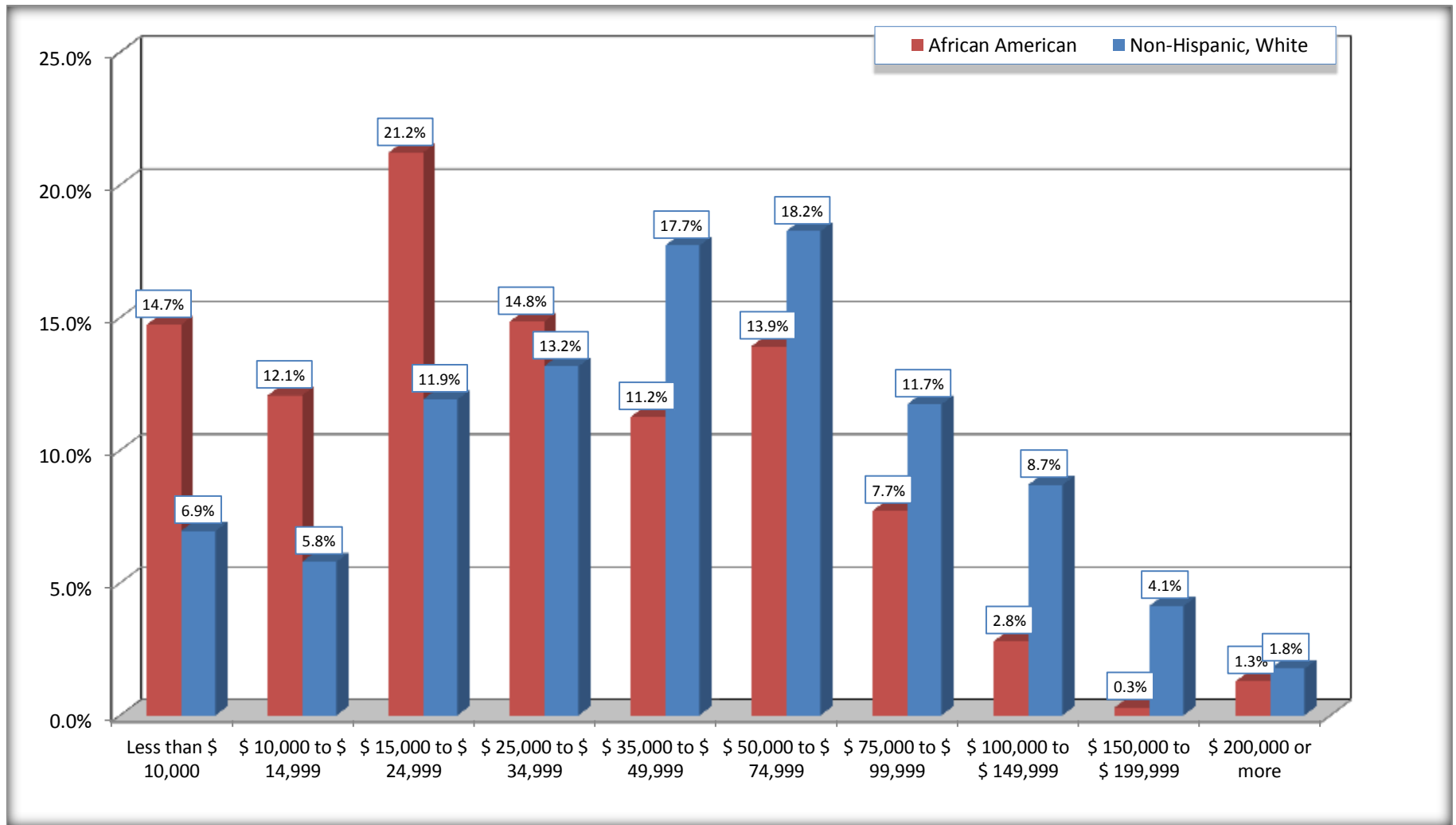
Source: U.S. Census Bureau, 2008-2012 American Community Survey

For information on confidentiality protection, sampling error, nonsampling error, and definitions, see Survey Methodology.

<http://www.census.gov/acs/www/UseData/index.htm>

# Household Income in the Past 12 Months

## Arkansas County, Arkansas



Source: B19001. HOUSEHOLD INCOME IN THE PAST 12 MONTHS (IN 2010 INFLATION-ADJUSTED DOLLARS)  
Data Set: 2008-2012 American Community Survey 5-Year Estimates

**B19013. MEDIAN HOUSEHOLD INCOME IN THE PAST 12 MONTHS (IN 2010 INFLATION-ADJUSTED DOLLARS)**

Data Set: 2008-2012 American Community Survey 5-Year Estimates

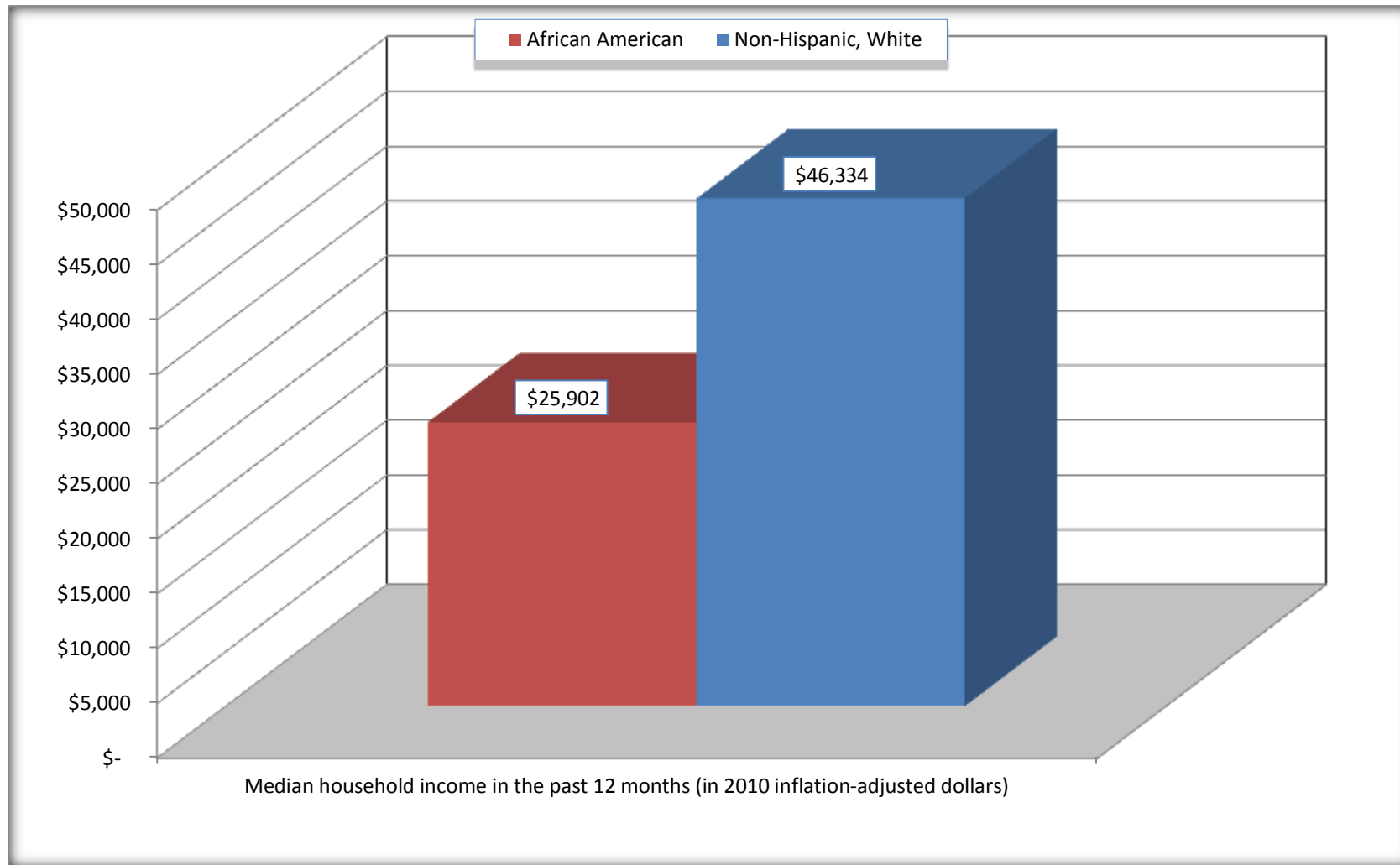
	Arkansas County, Arkansas			
	African American	Margin of Error (+/-)	White, Not Hispanic	Margin of Error (+/-)
Median household income in the past 12 months (in 2010 inflation-adjusted dollars)	\$ 25,902	\$ 3,753	\$ 46,334	\$ 2,936

Source: U.S. Census Bureau, 2008-2012 American Community Survey

For information on confidentiality protection, sampling error, nonsampling error, and definitions, see Survey Methodology.  
<http://www.census.gov/acs/www/UseData/index.htm>

## Median Household Income in the Past 12 Months

### Arkansas County, Arkansas



Source: B19013. MEDIAN HOUSEHOLD INCOME IN THE PAST 12 MONTHS (IN 2010 INFLATION-ADJUSTED DOLLARS)  
Data Set: 2008-2012 American Community Survey 5-Year Estimates

**B19101. FAMILY INCOME IN THE PAST 12 MONTHS (IN 2010 INFLATION-ADJUSTED DOLLARS)**

Data Set: 2008-2012 American Community Survey 5-Year Estimates

	Arkansas County, Arkansas					
	African American	Margin of Error (+/-)	% of AA Total	White, Not Hispanic	Margin of Error (+/-)	% of NHW Total
<b>Total:</b>	<b>1,116</b>	<b>115</b>	<b>100.0%</b>	<b>3,918</b>	<b>201</b>	<b>100.0%</b>
Less than \$ 10,000	97	55	8.7%	56	42	1.4%
\$ 10,000 to \$ 14,999	116	85	10.4%	95	56	2.4%
<b>\$ 15,000 to \$ 24,999</b>	<b>191</b>	<b>NC</b>	<b>17.1%</b>	<b>299</b>	<b>NC</b>	<b>7.6%</b>
<b>\$ 25,000 to \$ 34,999</b>	<b>173</b>	<b>NC</b>	<b>15.5%</b>	<b>491</b>	<b>NC</b>	<b>12.5%</b>
<b>\$ 35,000 to \$ 49,999</b>	<b>150</b>	<b>NC</b>	<b>13.4%</b>	<b>746</b>	<b>NC</b>	<b>19.0%</b>
<b>\$ 50,000 to \$ 74,999</b>	<b>208</b>	<b>NC</b>	<b>18.6%</b>	<b>924</b>	<b>NC</b>	<b>23.6%</b>
<b>\$ 100,000 to \$ 149,999</b>	<b>48</b>	<b>NC</b>	<b>4.3%</b>	<b>427</b>	<b>NC</b>	<b>10.9%</b>
\$ 150,000 to \$ 199,999	5	9	0.4%	219	73	5.6%
\$ 200,000 or more	15	19	1.3%	102	46	2.6%

Source: U.S. Census Bureau, 2008-2012 American Community Survey

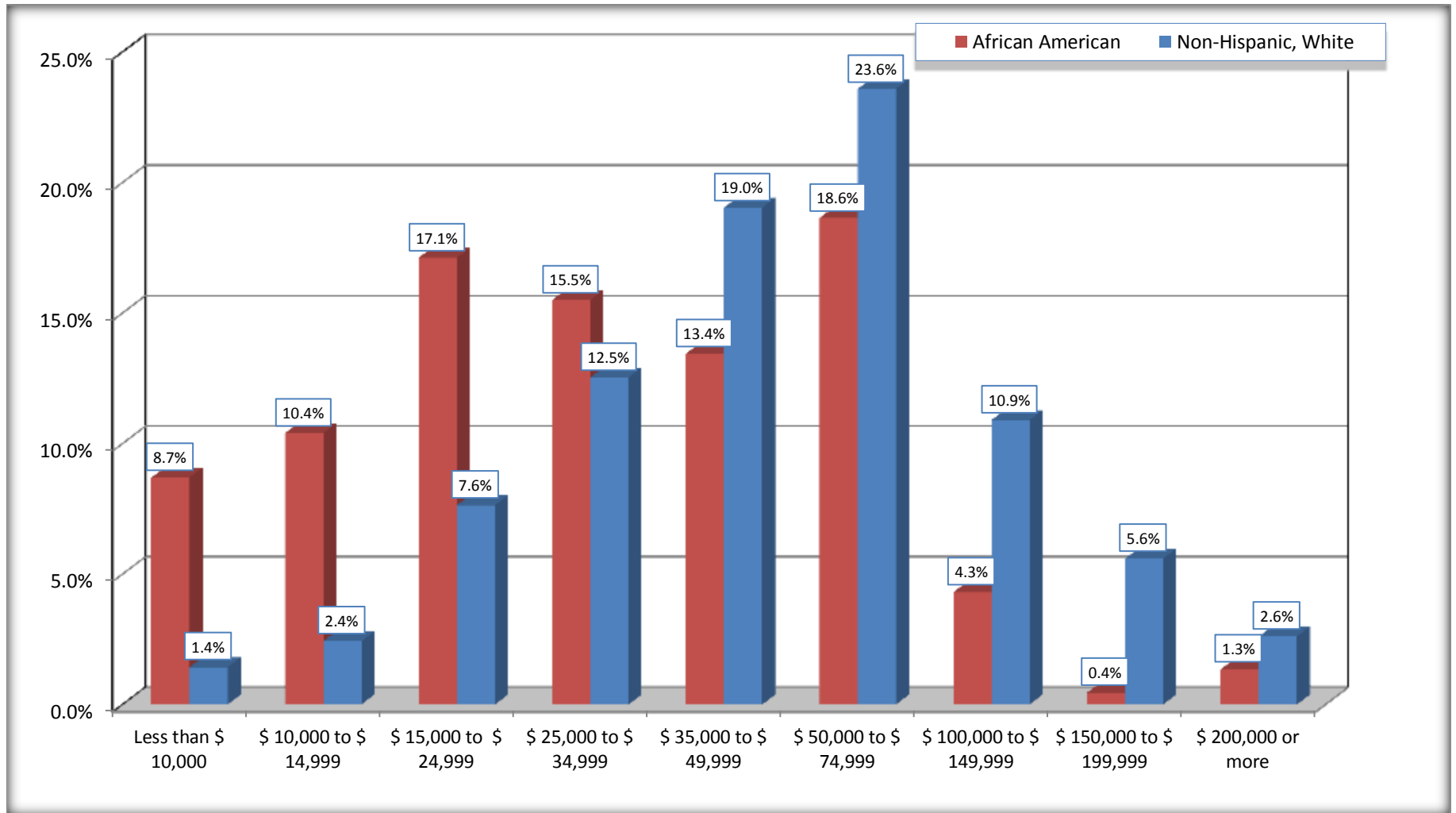
For information on confidentiality protection, sampling error, nonsampling error, and definitions, see Survey Methodology.

<http://www.census.gov/acs/www/UseData/index.htm>



# Family Income in the Past 12 Months

## Arkansas County, Arkansas



Source: B19101. FAMILY INCOME IN THE PAST 12 MONTHS (IN 2010 INFLATION-ADJUSTED DOLLARS)  
Data Set: 2008-2012 American Community Survey 5-Year Estimates

**B19113. MEDIAN FAMILY INCOME IN THE PAST 12 MONTHS (IN 2010 INFLATION-ADJUSTED DOLLARS)**

Data Set: 2008-2012 American Community Survey 5-Year Estimates

	Arkansas County, Arkansas			
	African American	Margin of Error (+/-)	White, Not Hispanic	Margin of Error (+/-)
Median family income in the past 12 months (in 2010 inflation-adjusted dollars)	\$ 31,813	\$ 8,152	\$ 55,142	\$ 3,624

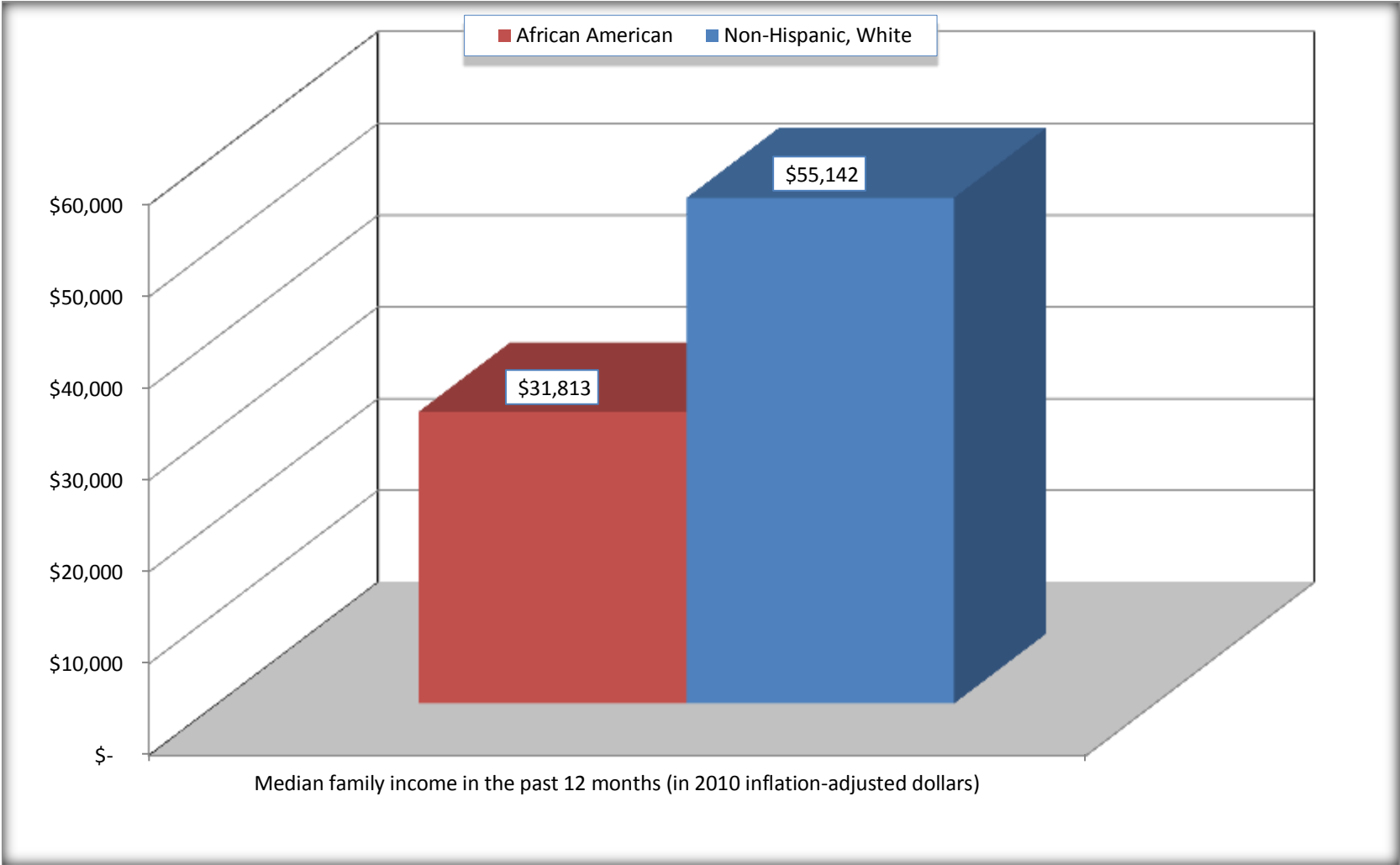
Source: U.S. Census Bureau, 2008-2012 American Community Survey

For information on confidentiality protection, sampling error, nonsampling error, and definitions, see Survey Methodology.

<http://www.census.gov/acs/www/UseData/index.htm>

# Median Family Income in the Past 12 Months

## Arkansas County, Arkansas



Source: B19113. MEDIAN FAMILY INCOME IN THE PAST 12 MONTHS (IN 2010 INFLATION-ADJUSTED DOLLARS)  
Data Set: 2008-2012 American Community Survey 5-Year Estimates

**B19202. MEDIAN NONFAMILY HOUSEHOLD INCOME IN THE PAST 12 MONTHS (IN 2010 INFLATION-ADJUSTED DOLLARS)**

Data Set: 2008-2012 American Community Survey 5-Year Estimates

	Arkansas County, Arkansas			
	African American	Margin of Error (+/-)	White, Not Hispanic	Margin of Error (+/-)
Median nonfamily household income in the past 12 months (in 2010 inflation-adjusted dollars)	\$ 18,992	\$ 3,569	\$ 24,119	\$ 4,932

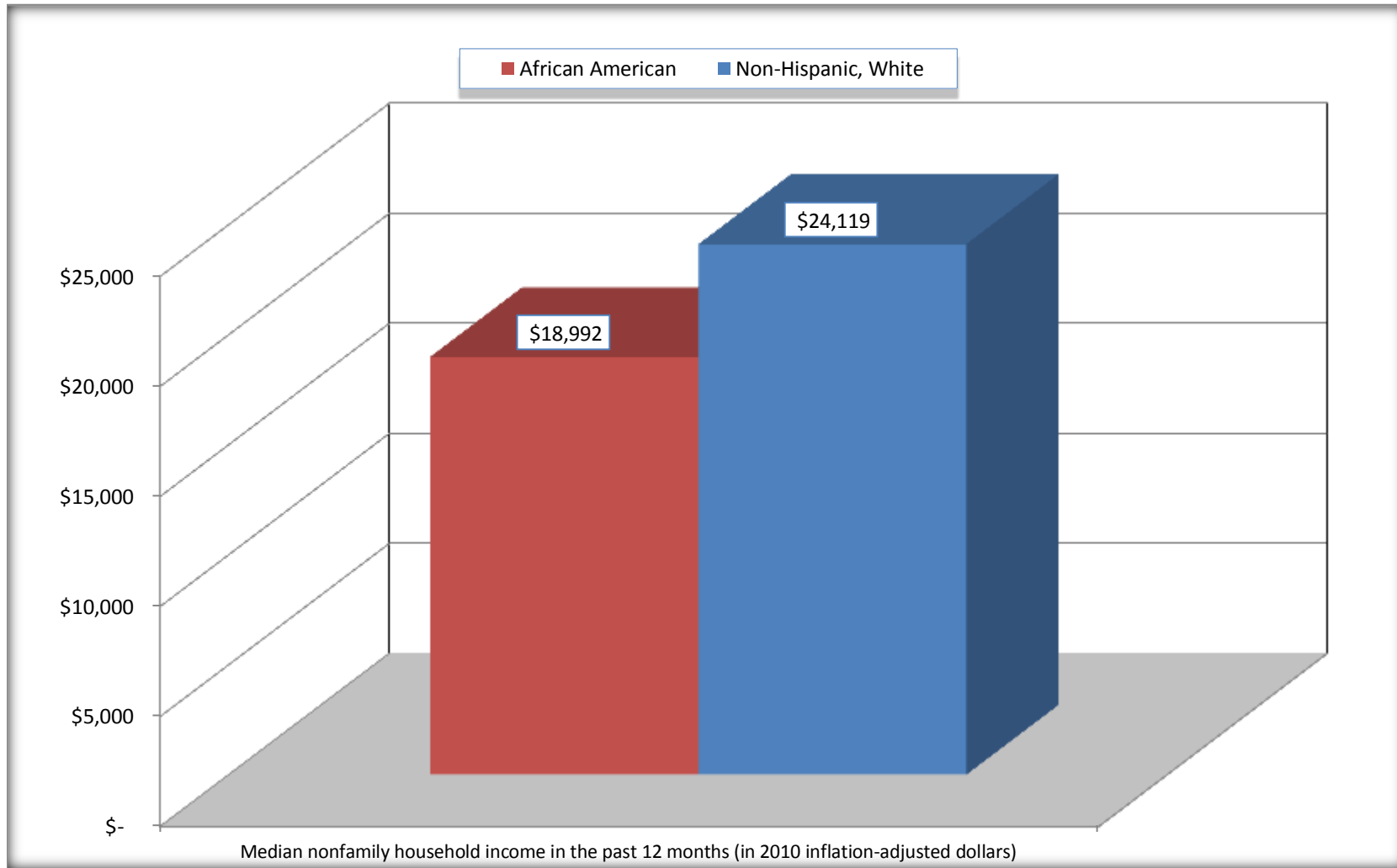
Source: U.S. Census Bureau, 2008-2012 American Community Survey

For information on confidentiality protection, sampling error, nonsampling error, and definitions, see Survey Methodology.

<http://www.census.gov/acs/www/UseData/index.htm>

# Median Non-Family Income in the Past 12 Months

## Arkansas County, Arkansas



Source: B19202. MEDIAN NONFAMILY HOUSEHOLD INCOME IN THE PAST 12 MONTHS (IN 2010 INFLATION-ADJUSTED DOLLARS)  
Data Set: 2008-2012 American Community Survey 5-Year Estimates

**B19301. PER CAPITA INCOME IN THE PAST 12 MONTHS (IN 2010 INFLATION-ADJUSTED DOLLARS)**

Data Set: 2008-2012 American Community Survey 5-Year Estimates

	Arkansas County, Arkansas			
	African American	Margin of Error (+/-)	White, Not Hispanic	Margin of Error (+/-)
Per capita income in the past 12 months (in 2010 inflation-adjusted dollars)	\$ 15,163	\$ 2,756	\$ 27,166	\$ 2,167

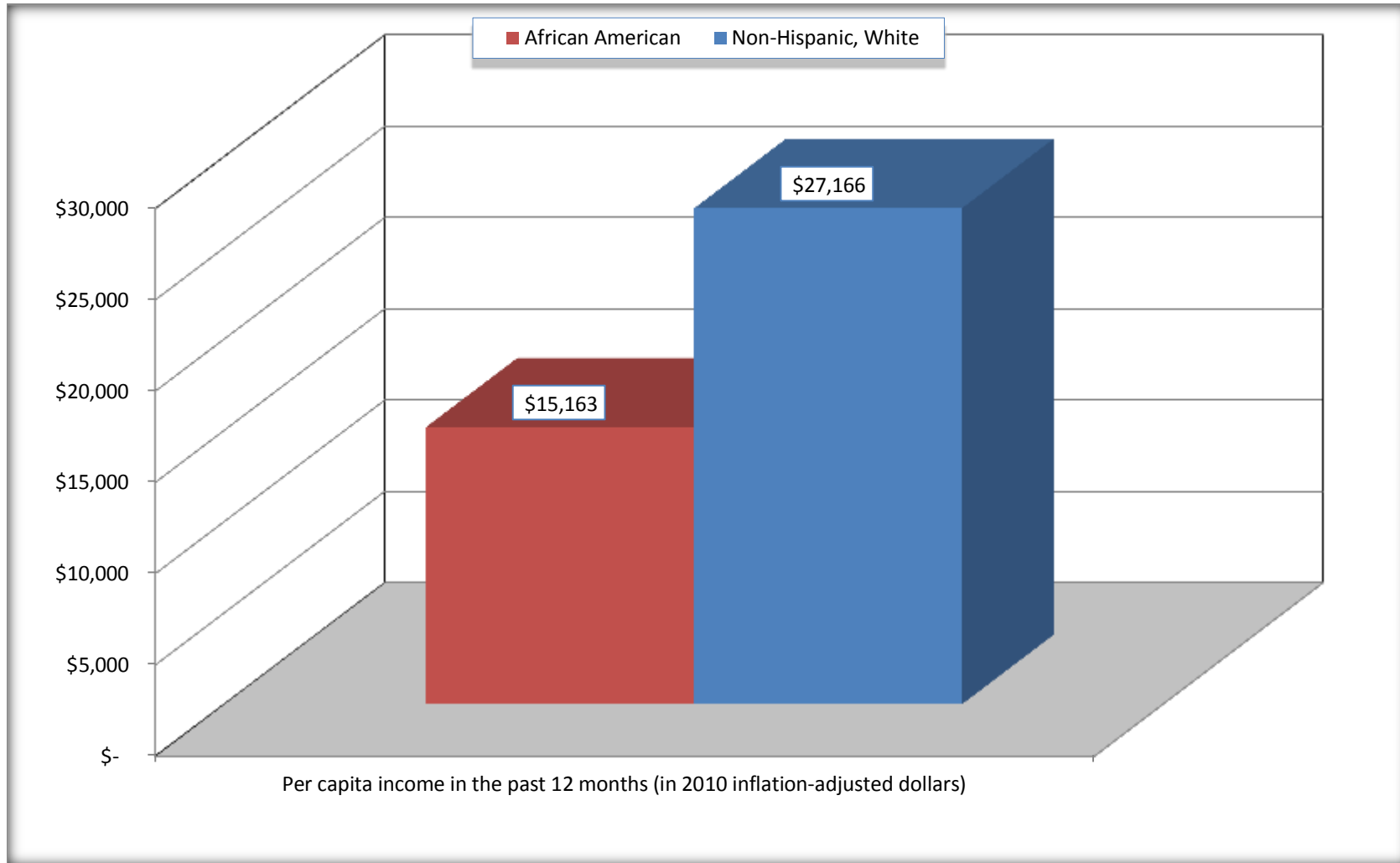
Source: U.S. Census Bureau, 2008-2012 American Community Survey

For information on confidentiality protection, sampling error, nonsampling error, and definitions, see Survey Methodology.

<http://www.census.gov/acs/www/UseData/index.htm>

## Per capita Income in the Past 12 Months

### Arkansas County, Arkansas



Source: B19301. PER CAPITA INCOME IN THE PAST 12 MONTHS (IN 2010 INFLATION-ADJUSTED DOLLARS)  
Data Set: 2008-2012 American Community Survey 5-Year Estimates

**B20017. MEDIAN EARNINGS IN THE PAST 12 MONTHS (IN 2010 INFLATION-ADJUSTED DOLLARS) BY SEX BY WORK EXPERIENCE IN THE PAST 12 MONTHS FOR THE POPULATION 16 YEARS AND OVER WITH EARNINGS IN THE PAST 12 MONTHS**

Data Set: 2008-2012 American Community Survey 5-Year Estimates

	Arkansas County, Arkansas			
	African American	Margin of Error (+/-)	White, Not Hispanic	Margin of Error (+/-)
Median earnings in the past 12 months (in 2010 inflation-adjusted dollars) --				
Total:	\$ 18,981	\$ 2,753	\$ 26,262	\$ 1,112
Male --				
Total	\$ 22,136	\$ 2,324	\$ 33,507	\$ 2,309
Worked full-time, year-round in the past 12 months	\$ 28,553	\$ 10,153	\$ 39,441	\$ 3,301
Other	\$ 7,382	\$ 4,056	\$ 9,463	\$ 3,242
Female --				
Total	\$ 16,773	\$ 2,080	\$ 20,438	\$ 1,467
Worked full-time, year-round in the past 12 months	\$ 26,983	\$ 6,309	\$ 25,780	\$ 2,309
Other	\$ 9,522	\$ 2,239	\$ 10,411	\$ 2,391

Source: U.S. Census Bureau, 2008-2012 American Community Survey

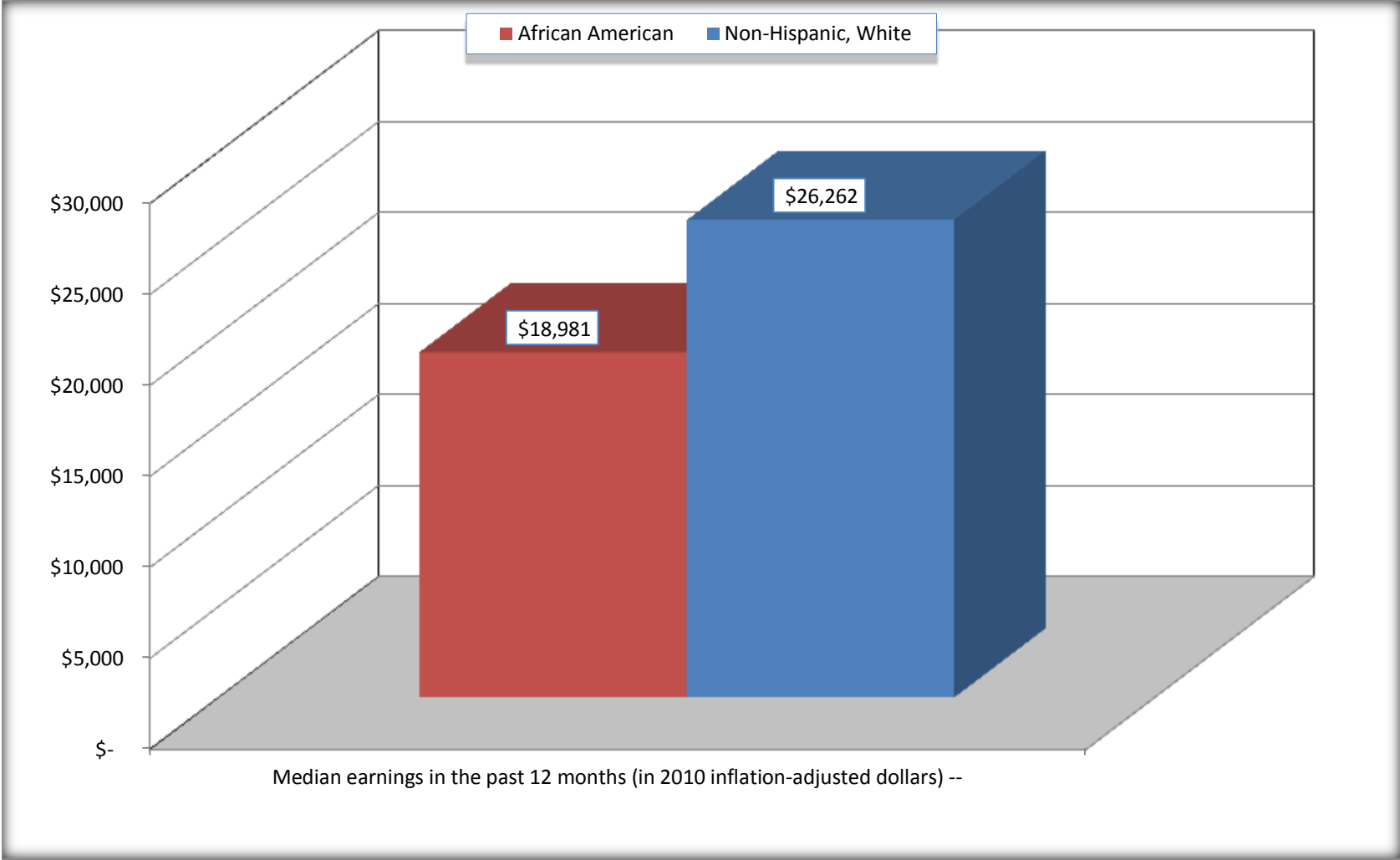
For information on confidentiality protection, sampling error, nonsampling error, and definitions, see Survey Methodology.

<http://www.census.gov/acs/www/UseData/index.htm>



# Median earnings in the Past 12 Months (16 Years and Over with Earnings)

## Arkansas County, Arkansas



Source: B20017. MEDIAN EARNINGS IN THE PAST 12 MONTHS (IN 2010 INFLATION-ADJUSTED DOLLARS) BY SEX BY WORK EXPERIENCE IN THE PAST 12 MONTHS FOR THE POPULATION 16 YEARS AND OVER WITH EARNINGS IN THE PAST 12 MONTHS  
Data Set: 2008-2012 American Community Survey 5-Year Estimates

**B20005. SEX BY WORK EXPERIENCE IN THE PAST 12 MONTHS BY EARNINGS IN THE PAST 12 MONTHS (IN 2010 INFLATION-ADJUSTED DOLLARS) FOR THE POPULATION 16 YEARS AND OVER**

Data Set: 2008-2012 American Community Survey 5-Year Estimates

	Arkansas County, Arkansas					
	African American	Margin of Error (+/-)	% of AA Total	White, Not Hispanic	Margin of Error (+/-)	% of NHW Total
<b>Total:</b>	<b>3,402</b>	<b>120</b>	<b>100.0%</b>	<b>11,052</b>	<b>79</b>	<b>100.0%</b>
Worked full-time, year-round in the past 12 months:	1,152	NC	33.9%	5,083	NC	46.0%
No earnings	0	NC	0.0%	0	NC	0.0%
With earnings:	1,152	NC	33.9%	5,083	NC	46.0%
\$ 1 to \$ 9,999 or loss	25	NC	0.7%	171	NC	1.5%
\$ 10,000 to \$ 19,999	268	NC	7.9%	616	NC	5.6%
\$ 20,000 to \$ 29,999	328	NC	9.6%	1,283	NC	11.6%
\$ 30,000 to \$ 49,999	296	NC	8.7%	1,646	NC	14.9%
\$ 50,000 to \$ 74,999	198	NC	5.8%	673	NC	6.1%
\$ 75,000 or more	37	NC	1.1%	694	NC	6.3%
Other:	2,250	NC	66.1%	5,969	NC	54.0%
No earnings	1,347	NC	39.6%	3,450	NC	31.2%
With earnings: less than full time, year-round	903	NC	26.5%	2,519	NC	22.8%
Male:	1,516	60	44.6%	5,256	57	47.6%
Worked full-time, year-round in the past 12 months:	518	140	15.2%	3,027	176	27.4%
No earnings	0	19	0.0%	0	19	0.0%
With earnings:	518	140	15.2%	3,027	176	27.4%
\$ 1 to \$ 9,999 or loss	0	NC	0.0%	95	NC	0.9%
\$ 10,000 to \$ 19,999	97	NC	2.9%	170	NC	1.5%
\$ 20,000 to \$ 29,999	173	NC	5.1%	623	NC	5.6%
\$ 30,000 to \$ 49,999	83	NC	2.4%	1,105	NC	10.0%
\$ 50,000 to \$ 74,999	149	NC	4.4%	467	NC	4.2%
\$ 75,000 or more	16	NC	0.5%	567	NC	5.1%

	Arkansas County, Arkansas					
	African American	Margin of Error (+/-)	% of AA Total	White, Not Hispanic	Margin of Error (+/-)	% of NHW Total
Other:	998	143	29.3%	2,229	178	20.2%
No earnings	595	145	17.5%	1,181	124	10.7%
With earnings:	403	101	11.8%	1,048	173	9.5%
Female:	1,886	84	55.4%	5,796	58	52.4%
Worked full-time, year-round in the past 12 months:	634	127	18.6%	2,056	211	18.6%
No earnings	0	19	0.0%	0	19	0.0%
With earnings:	634	127	18.6%	2,056	211	18.6%
\$ 1 to \$ 9,999 or loss	25	NC	0.7%	76	NC	0.7%
\$ 10,000 to \$ 19,999	171	NC	5.0%	446	NC	4.0%
\$ 20,000 to \$ 29,999	155	NC	4.6%	660	NC	6.0%
\$ 30,000 to \$ 49,999	213	NC	6.3%	541	NC	4.9%
\$ 50,000 to \$ 74,999	49	NC	1.4%	206	NC	1.9%
\$ 75,000 or more	21	NC	0.6%	127	NC	1.1%
Other:	1,252	151	36.8%	3,740	201	33.8%
No earnings	752	127	22.1%	2,269	170	20.5%
With earnings:	500	137	14.7%	1,471	177	13.3%

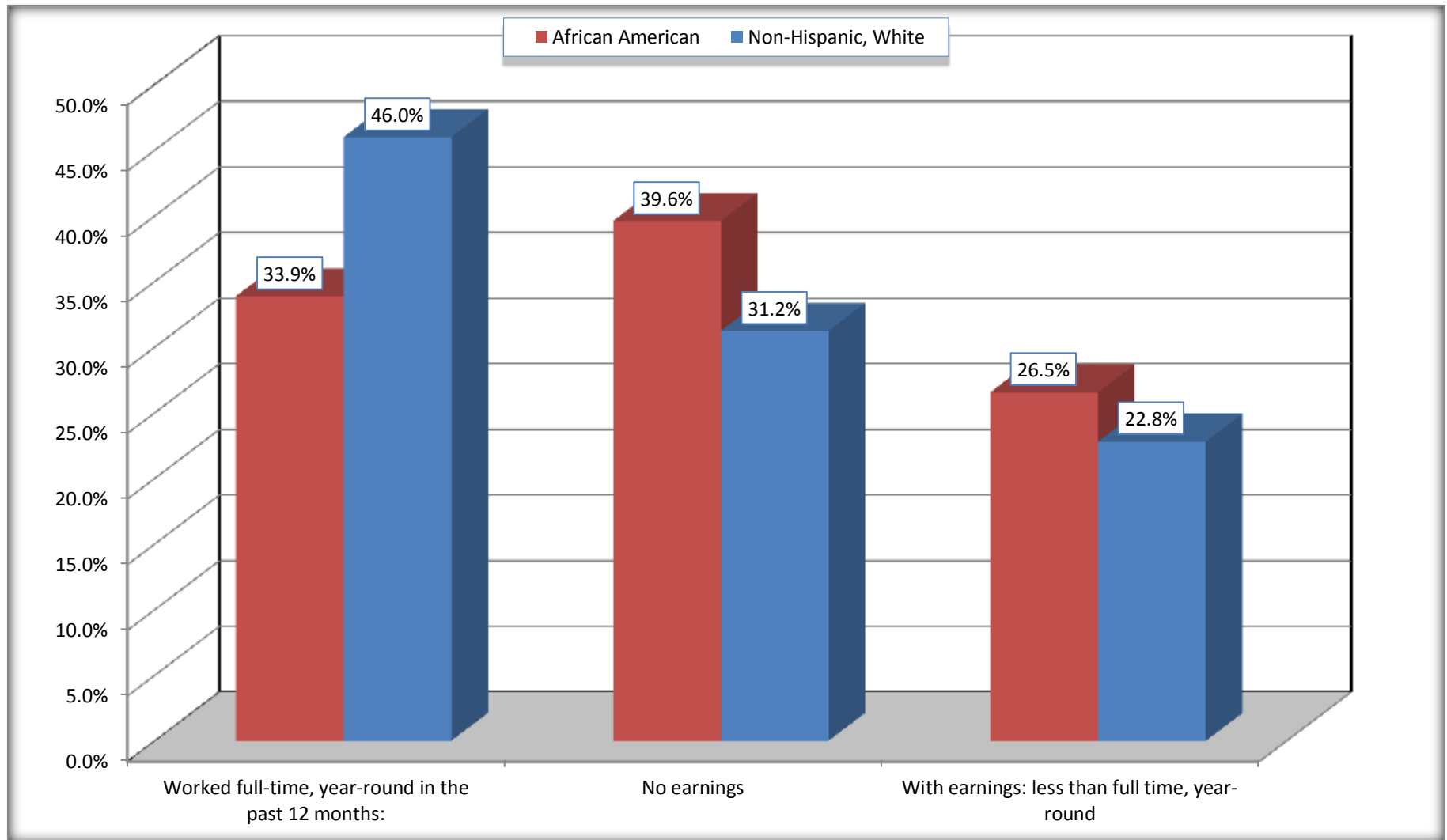
Source: U.S. Census Bureau, 2008-2012 American Community Survey

For information on confidentiality protection, sampling error, nonsampling error, and definitions, see Survey Methodology.

<http://www.census.gov/acs/www/UseData/index.htm>

# Employment and Earnings in in the Past 12 Months (16 Years and Over)

## Arkansas County, Arkansas



Source: B20005. SEX BY WORK EXPERIENCE IN THE PAST 12 MONTHS BY EARNINGS IN THE PAST 12 MONTHS (IN 2010 INFLATION-ADJUSTED DOLLARS) FOR THE POPULATION 16 YEARS AND OVER

Data Set: 2008-2012 American Community Survey 5-Year Estimates

**C21001. SEX BY AGE BY VETERAN STATUS FOR THE CIVILIAN POPULATION 18 YEARS AND OVER**

Data Set: 2008-2012 American Community Survey 5-Year Estimates

	Arkansas County, Arkansas					
	African American	Margin of Error (+/-)	% of AA Total	White, Not Hispanic	Margin of Error (+/-)	% of NHW Total
<b>Total:</b>	<b>3,232</b>	<b>104</b>	<b>100.0%</b>	<b>10,748</b>	<b>19</b>	<b>100.0%</b>
Veteran	277	NC	8.6%	1,111	NC	10.3%
Nonveteran	2,955	NC	91.4%	9,637	NC	89.7%
Male:	1,473	50	45.6%	5,133	19	47.8%
18 to 64 years:	1,263	43	39.1%	4,023	19	37.4%
Veteran	202	84	6.3%	507	130	4.7%
Nonveteran	1,061	94	32.8%	3,516	130	32.7%
65 years and over:	210	29	6.5%	1,110	19	10.3%
Veteran	52	48	1.6%	588	75	5.5%
Nonveteran	158	57	4.9%	522	75	4.9%
Female:	1,759	67	54.4%	5,615	19	52.2%
18 to 64 years:	1,457	64	45.1%	4,143	19	38.5%
Veteran	23	35	0.7%	9	13	0.1%
Nonveteran	1,434	69	44.4%	4,134	13	38.5%
65 years and over:	302	18	9.3%	1,472	19	13.7%
Veteran	0	19	0.0%	7	11	0.1%
Nonveteran	302	18	9.3%	1,465	11	13.6%

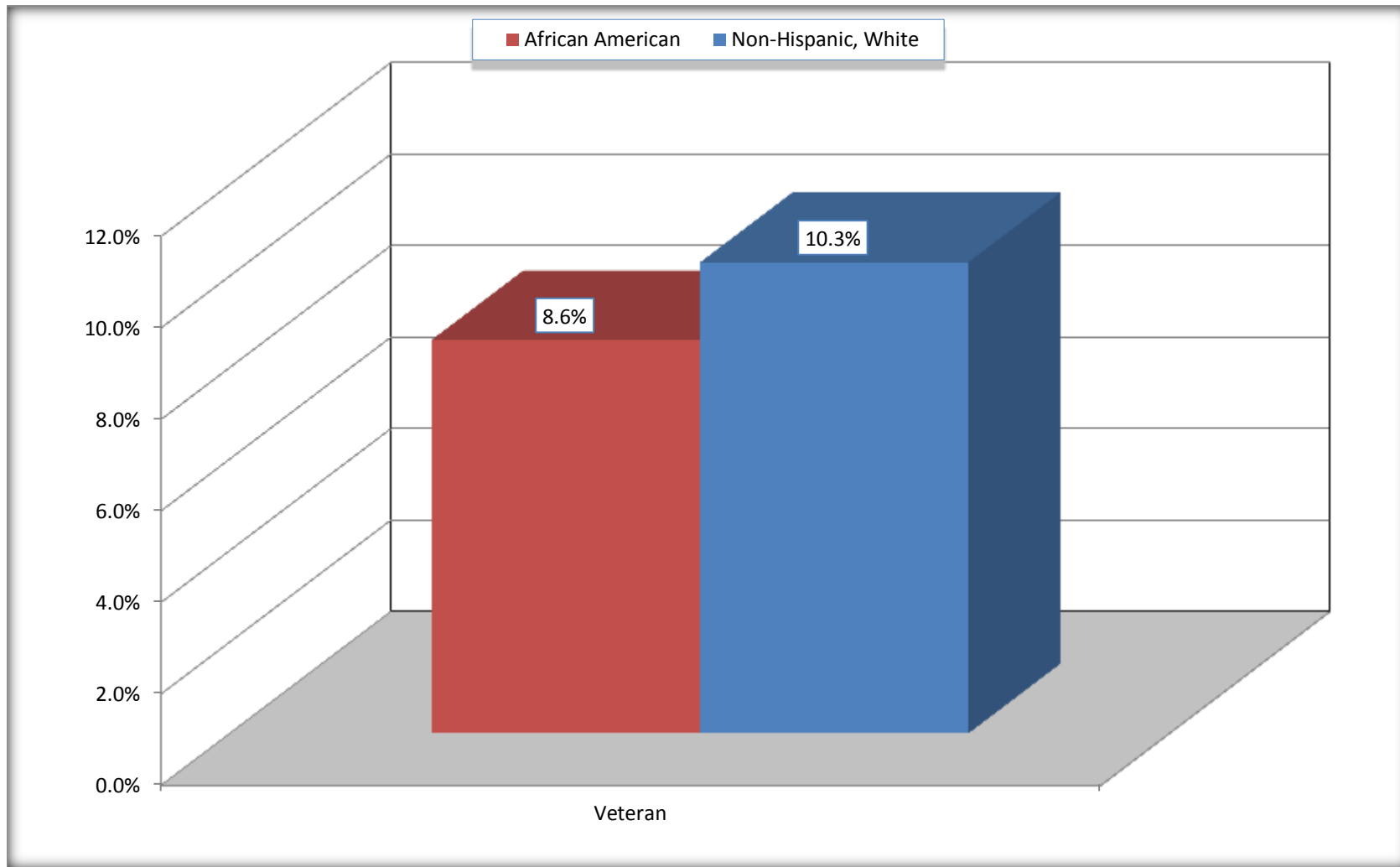
Source: U.S. Census Bureau, 2008-2012 American Community Survey

For information on confidentiality protection, sampling error, nonsampling error, and definitions, see Survey Methodology.

<http://www.census.gov/acs/www/UseData/index.htm>

# Veterans in the Civilian Population 18 Years and Over

## Arkansas County, Arkansas



Source: C21001. SEX BY AGE BY VETERAN STATUS FOR THE CIVILIAN POPULATION 18 YEARS AND OVER  
Data Set: 2008-2012 American Community Survey 5-Year Estimates

**B22005. RECEIPT OF FOOD STAMPS/SNAP IN THE PAST 12 MONTHS BY RACE OF HOUSEHOLDER**

Data Set: 2008-2012 American Community Survey 5-Year Estimates

	Arkansas County, Arkansas					
	African American	Margin of Error (+/-)	% of AA Total	White, Not Hispanic	Margin of Error (+/-)	% of NHW Total
<b>Total:</b>	<b>1,726</b>	<b>149</b>	<b>100.0%</b>	<b>5,931</b>	<b>175</b>	<b>100.0%</b>
HH received Food Stamps/SNAP in the past 12 months	435	120	25.2%	558	130	9.4%
HH did not receive Food Stamps/SNAP in the past 12 months	1,291	159	74.8%	5,373	180	90.6%

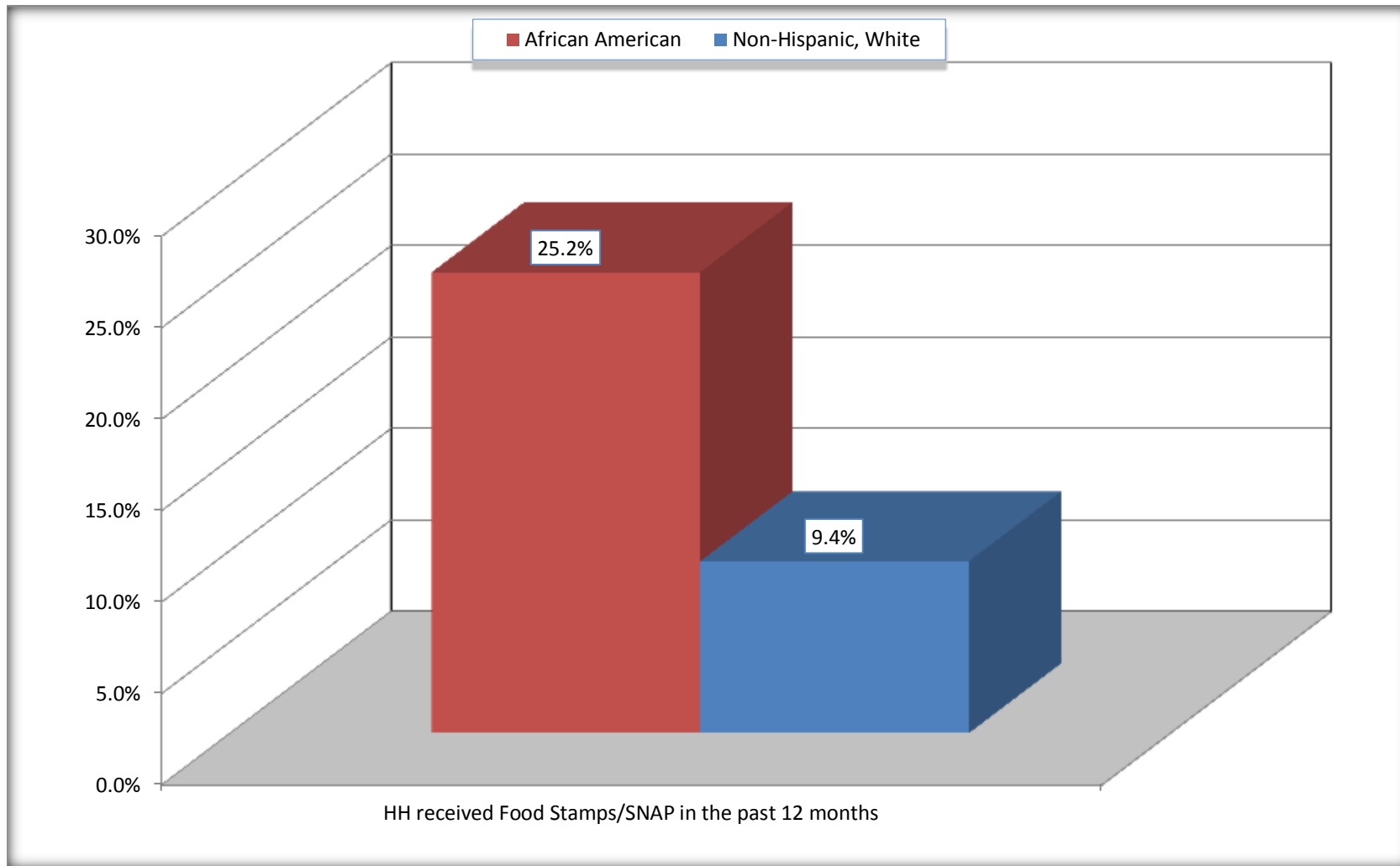
Source: U.S. Census Bureau, 2008-2012 American Community Survey

For information on confidentiality protection, sampling error, nonsampling error, and definitions, see Survey Methodology.

<http://www.census.gov/acs/www/UseData/index.htm>

# Receipt of Food Stamps/SNAP in the Past 12 Months by Household

## Arkansas County, Arkansas



Source: B22005. RECEIPT OF FOOD STAMPS/SNAP IN THE PAST 12 MONTHS BY RACE OF HOUSEHOLDER  
Data Set: 2008-2012 American Community Survey 5-Year Estimates



**C23002. SEX BY AGE BY EMPLOYMENT STATUS FOR THE POPULATION 16 YEARS AND OVER**

Data Set: 2008-2012 American Community Survey 5-Year Estimates

	Arkansas County, Arkansas					
	African American	Margin of Error (+/-)	% of AA Total	White, Not Hispanic	Margin of Error (+/-)	% of NHW Total
<b>Total:</b>	<b>3,402</b>	<b>120</b>	<b>100.0%</b>	<b>11,052</b>	<b>79</b>	<b>100.0%</b>
In labor force:	2,024	NC	59.5%	7,071	NC	64.0%
In Armed Forces	0	NC	0.0%	0	NC	0.0%
Civilian:	1,934	NC	56.8%	6,430	NC	58.2%
Employed	1,705	NC	50.1%	6,741	NC	61.0%
Unemployed	319	NC	9.4%	330	NC	3.0%
Not in labor force	1,378	NC	40.5%	3,981	NC	36.0%
Male:	1,516	60	44.6%	5,256	57	47.6%
16 to 64 years:	1,306	59	38.4%	4,146	57	37.5%
In labor force:	851	136	25.0%	3,425	159	31.0%
In Armed Forces	0	19	0.0%	0	19	0.0%
Civilian:	851	136	25.0%	3,425	159	31.0%
Employed	643	138	18.9%	3,348	166	30.3%
Unemployed	208	73	6.1%	77	50	0.7%
Not in labor force	455	124	13.4%	721	148	6.5%
65 years and over:	210	29	6.2%	1,110	19	10.0%
In labor force:	65	60	1.9%	358	69	3.2%
Employed	47	64	1.4%	354	69	3.2%
Unemployed	18	25	0.5%	4	7	0.0%
Not in labor force	145	62	4.3%	752	69	6.8%

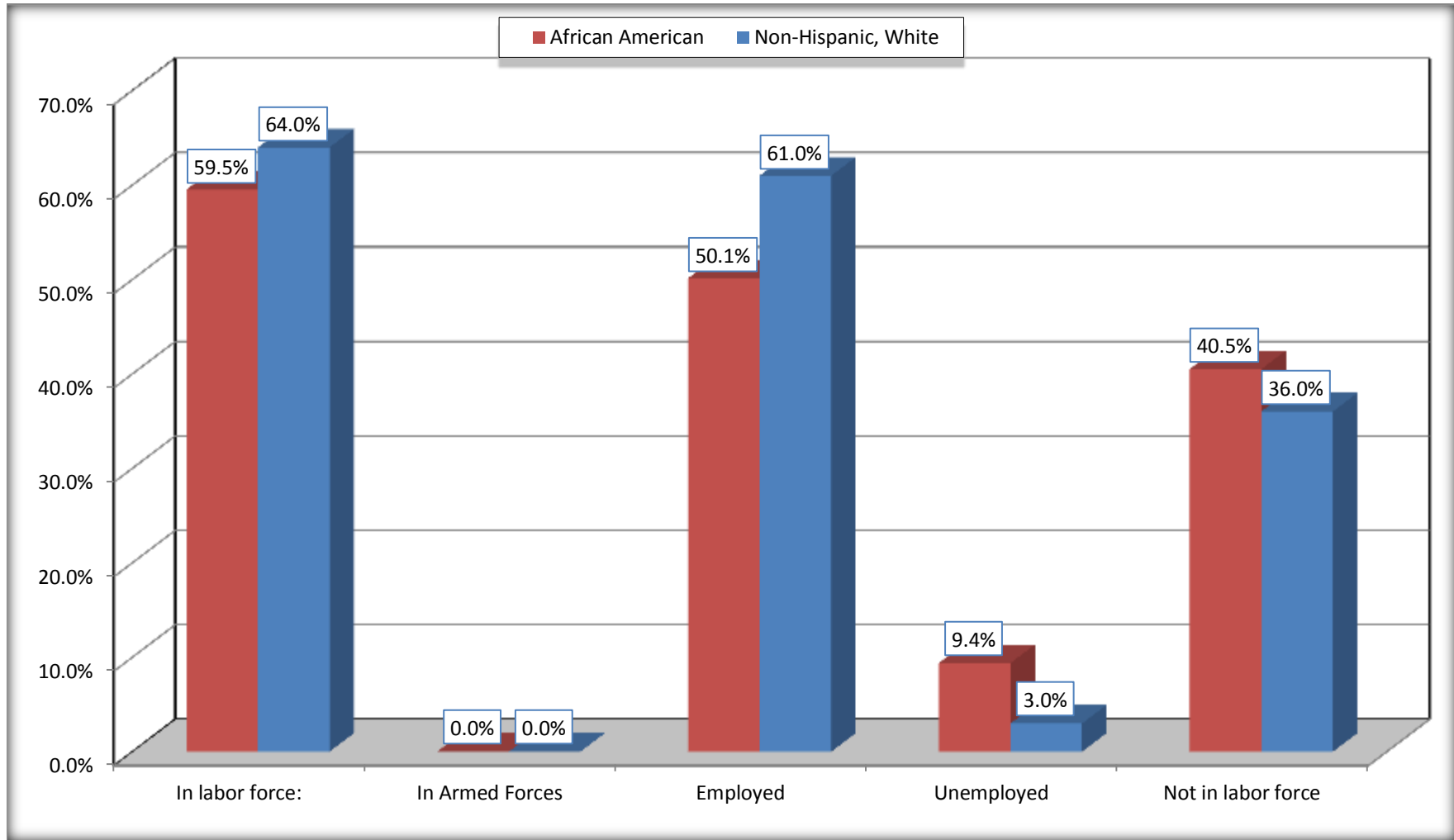
	Arkansas County, Arkansas					
	African American	Margin of Error (+/-)	% of AA Total	White, Not Hispanic	Margin of Error (+/-)	% of NHW Total
Female:	1,886	84	55.4%	5,796	58	52.4%
16 to 64 years:	1,584	80	46.6%	4,324	58	39.1%
In labor force:	1,083	119	31.8%	3,005	153	27.2%
In Armed Forces	0	19	0.0%	0	19	0.0%
Civilian:	1,083	119	31.8%	3,005	153	27.2%
Employed	990	129	29.1%	2,759	191	25.0%
Unemployed	93	55	2.7%	246	100	2.2%
Not in labor force	501	115	14.7%	1,319	156	11.9%
65 years and over:	302	18	8.9%	1,472	19	13.3%
In labor force:	25	29	0.7%	283	85	2.6%
Employed	25	29	0.7%	280	84	2.5%
Unemployed	0	19	0.0%	3	6	0.0%
Not in labor force	277	32	8.1%	1,189	85	10.8%

Source: U.S. Census Bureau, 2008-2012 American Community Survey

For information on confidentiality protection, sampling error, nonsampling error, and definitions, see Survey Methodology.  
<http://www.census.gov/acs/www/UseData/index.htm>

# Employment Status for the Population 16 years and over

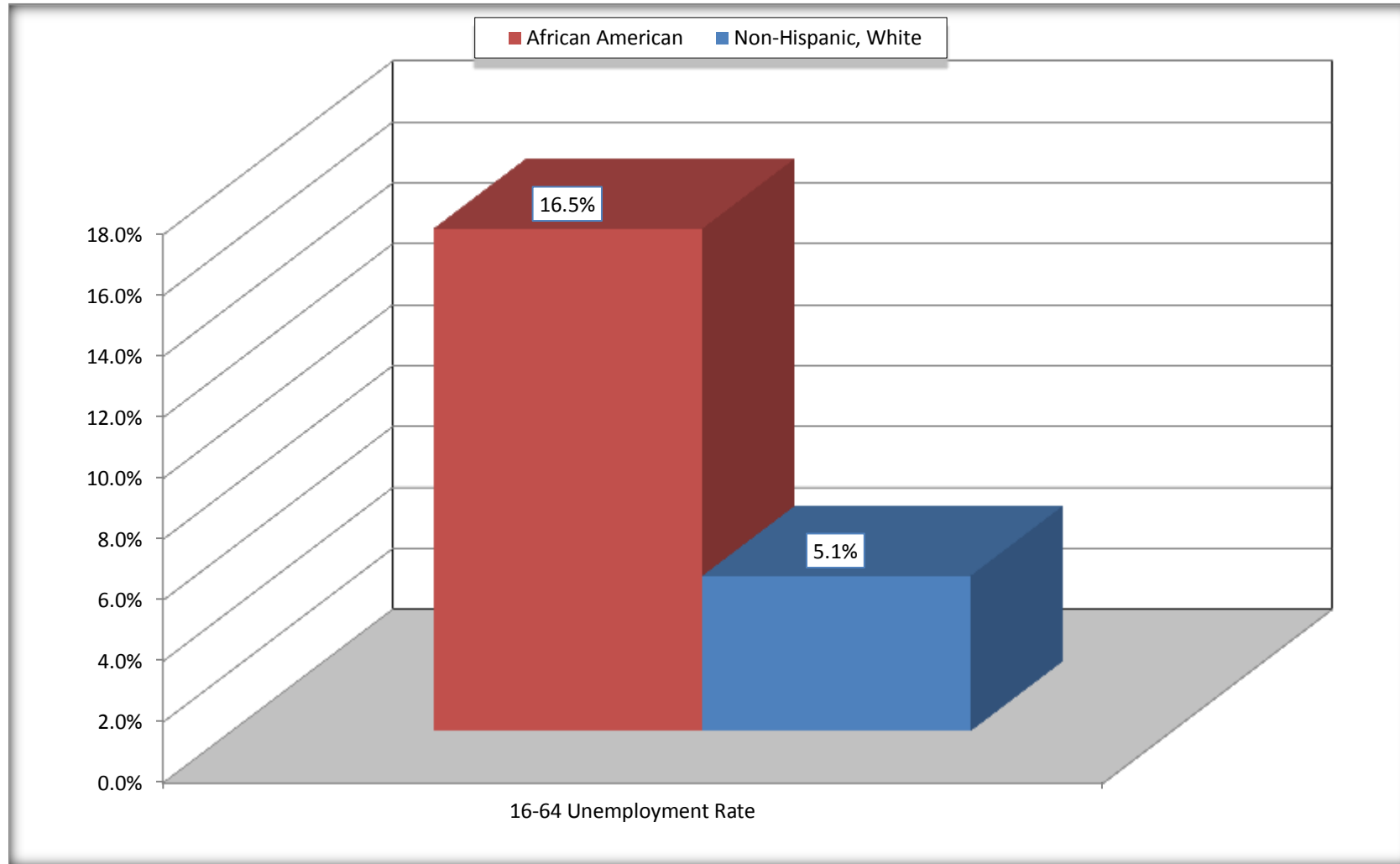
## Arkansas County, Arkansas



Source: C23002. SEX BY AGE BY EMPLOYMENT STATUS FOR THE POPULATION 16 YEARS AND OVER  
Data Set: 2008-2012 American Community Survey 5-Year Estimates

# Unemployment of Working Age Population (Ages 16 to 64) (As a Percent of 16-64 Civilian Labor Force)

## Arkansas County, Arkansas



Source: C23002. SEX BY AGE BY EMPLOYMENT STATUS FOR THE POPULATION 16 YEARS AND OVER  
Data Set: 2008-2012 American Community Survey 5-Year Estimates

**C24010. SEX BY OCCUPATION FOR THE CIVILIAN EMPLOYED POPULATION 16 YEARS AND OVER**

Data Set: 2008-2012 American Community Survey 5-Year Estimates

	Arkansas County, Arkansas					
	African American	Margin of Error (+/-)	% of AA Total	White, Not Hispanic	Margin of Error (+/-)	% of NHW Total
<b>Total:</b>	<b>1,705</b>	<b>201</b>	<b>100.0%</b>	<b>6,741</b>	<b>278</b>	<b>100.0%</b>
Management, professional, and related occupations	209	NC	12.3%	2,203	NC	32.7%
Service occupations	493	NC	28.9%	819	NC	12.1%
Sales and office occupations	249	NC	14.6%	1,622	NC	24.1%
Natural resources, construction, and maintenance occupations:	106	NC	6.2%	937	NC	13.9%
Production, transportation, and material moving occupations	648	NC	38.0%	1,160	NC	17.2%
Male:	690	151	40.5%	3,702	182	54.9%
Management, business, science, and arts occupations:	58	48	3.4%	1,063	144	15.8%
Service occupations	150	70	8.8%	279	105	4.1%
Sales and office occupations	74	56	4.3%	461	124	6.8%
Natural resources, construction, and maintenance occupations:	85	49	5.0%	924	177	13.7%
Production, transportation, and material moving occupations	323	107	18.9%	975	155	14.5%
Female:	1,015	127	59.5%	3,039	213	45.1%
Management, professional, and related occupations	151	78	8.9%	1,140	161	16.9%
Service occupations	343	125	20.1%	540	153	8.0%
Sales and office occupations	175	81	10.3%	1,161	152	17.2%
Natural resources, construction, and maintenance occupations:	21	34	1.2%	13	16	0.2%
Production, transportation, and material moving occupations	325	104	19.1%	185	66	2.7%

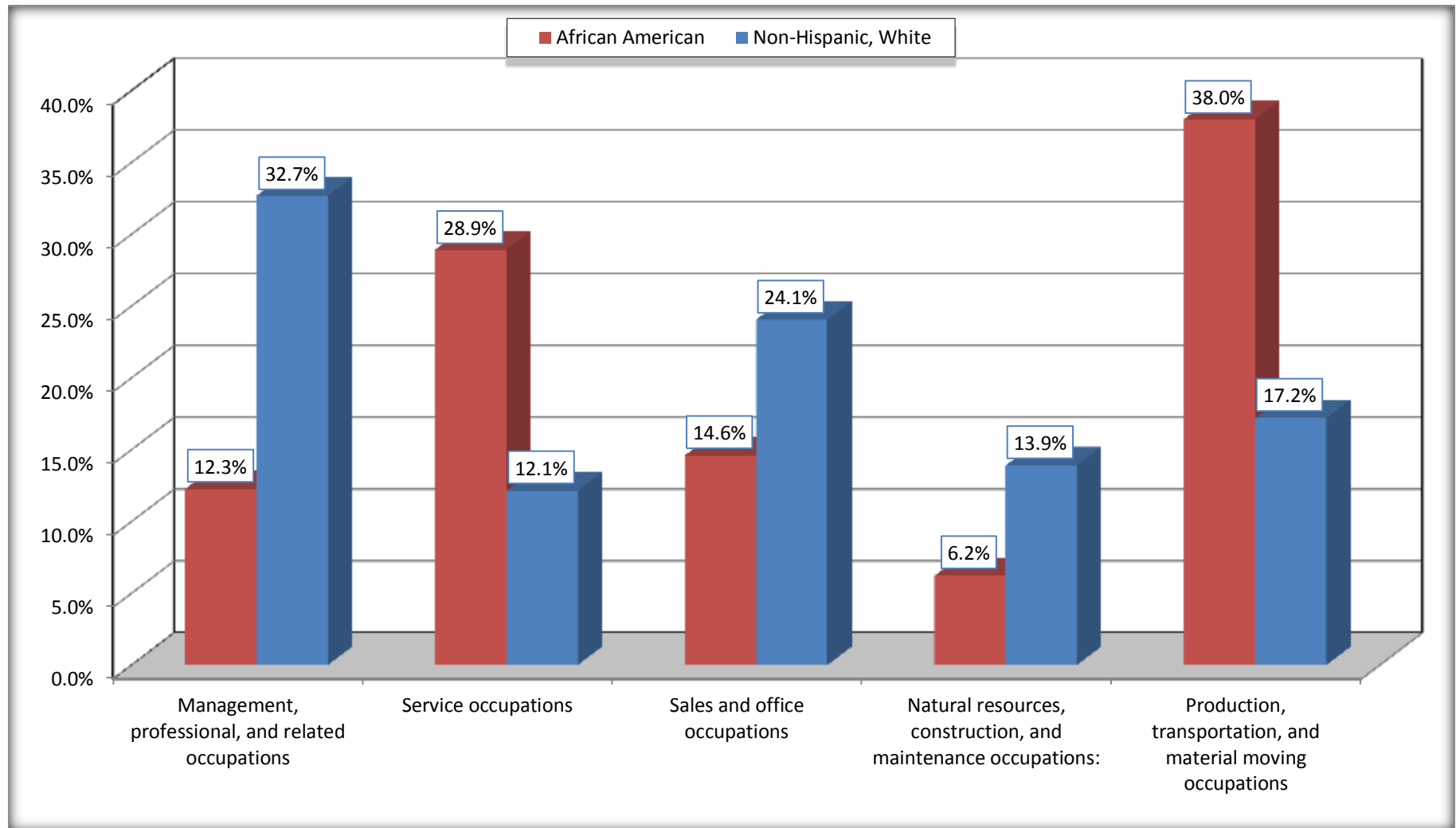
Source: U.S. Census Bureau, 2008-2012 American Community Survey

For information on confidentiality protection, sampling error, nonsampling error, and definitions, see Survey Methodology.

<http://www.census.gov/acs/www/UseData/index.htm>

# Occupation for the Civilian Employed 16 Years and Over Population

## Arkansas County, Arkansas



Source: C24010. SEX BY OCCUPATION FOR THE CIVILIAN EMPLOYED POPULATION 16 YEARS AND OVER  
Data Set: 2008-2012 American Community Survey 5-Year Estimates

**B25003. TENURE - Universe: OCCUPIED HOUSING UNITS**

Data Set: 2008-2012 American Community Survey 5-Year Estimates

	Arkansas County, Arkansas					
	African American	Margin of Error (+/-)	% of AA Total	White, Not Hispanic	Margin of Error (+/-)	% of NHW Total
<b>Total:</b>	<b>1,726</b>	<b>149</b>	<b>100.0%</b>	<b>5,931</b>	<b>175</b>	<b>100.0%</b>
Owner occupied	890	122	51.6%	4,428	197	74.7%
Renter occupied	836	157	48.4%	1,503	198	25.3%

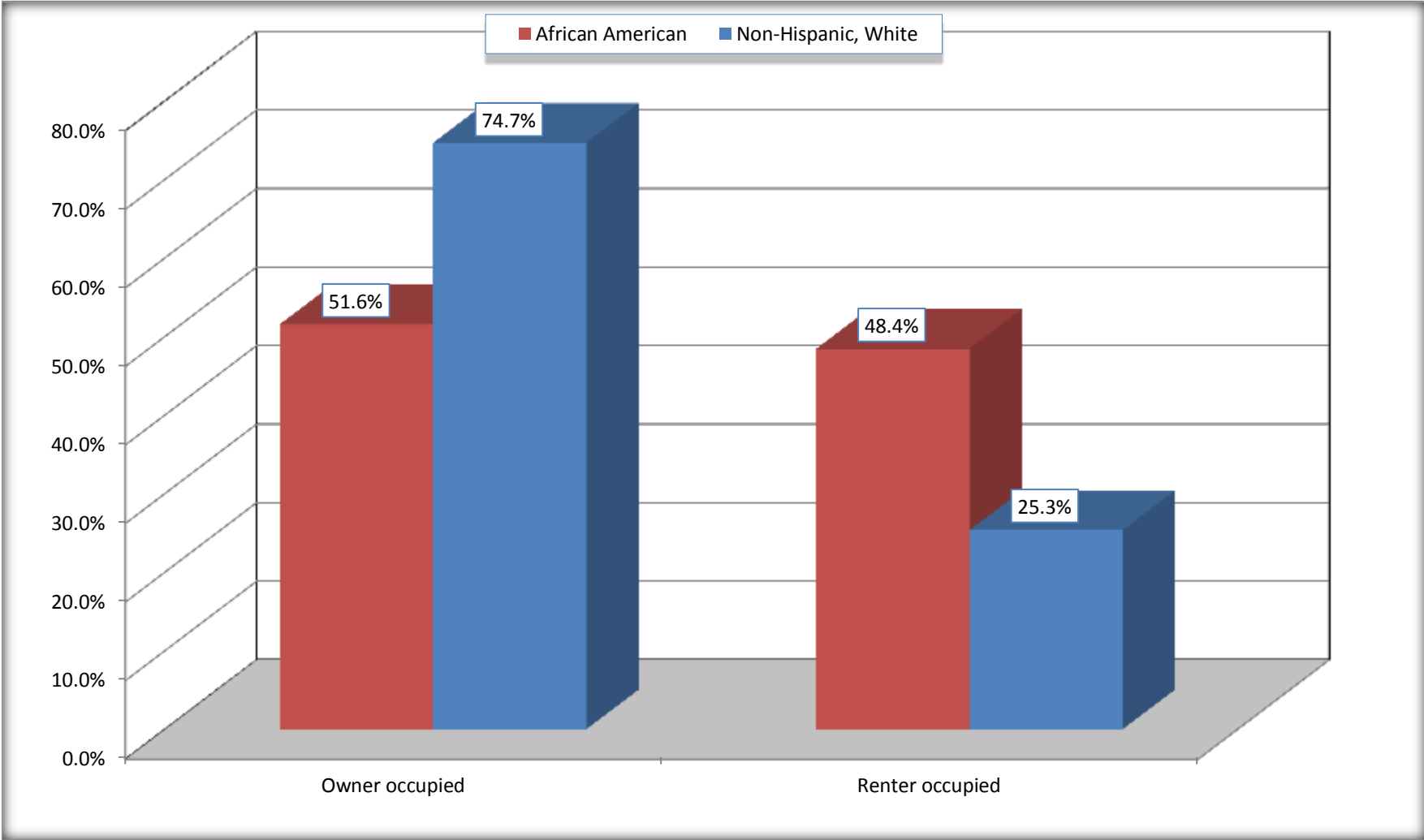
Source: U.S. Census Bureau, 2008-2012 American Community Survey

For information on confidentiality protection, sampling error, nonsampling error, and definitions, see Survey Methodology.

<http://www.census.gov/acs/www/UseData/index.h>

# Home Owners and Renters by Household

## Arkansas County, Arkansas



Source: B25003. TENURE - Universe: OCCUPIED HOUSING UNITS  
Data Set: 2008-2012 American Community Survey 5-Year Estimates



**B25014. OCCUPANTS PER ROOM - Universe: OCCUPIED HOUSING UNITS**

Data Set: 2008-2012 American Community Survey 5-Year Estimates

	Arkansas County, Arkansas					
	African American	Margin of Error (+/-)	% of AA Total	White, Not Hispanic	Margin of Error (+/-)	% of NHW Total
<b>Total:</b>	<b>1,726</b>	<b>149</b>	<b>100.0%</b>	<b>5,931</b>	<b>175</b>	<b>100.0%</b>
1.00 or less occupants per room	1,700	149	98.5%	5,877	184	99.1%
1.01 or more occupants per room	26	31	1.5%	54	48	0.9%

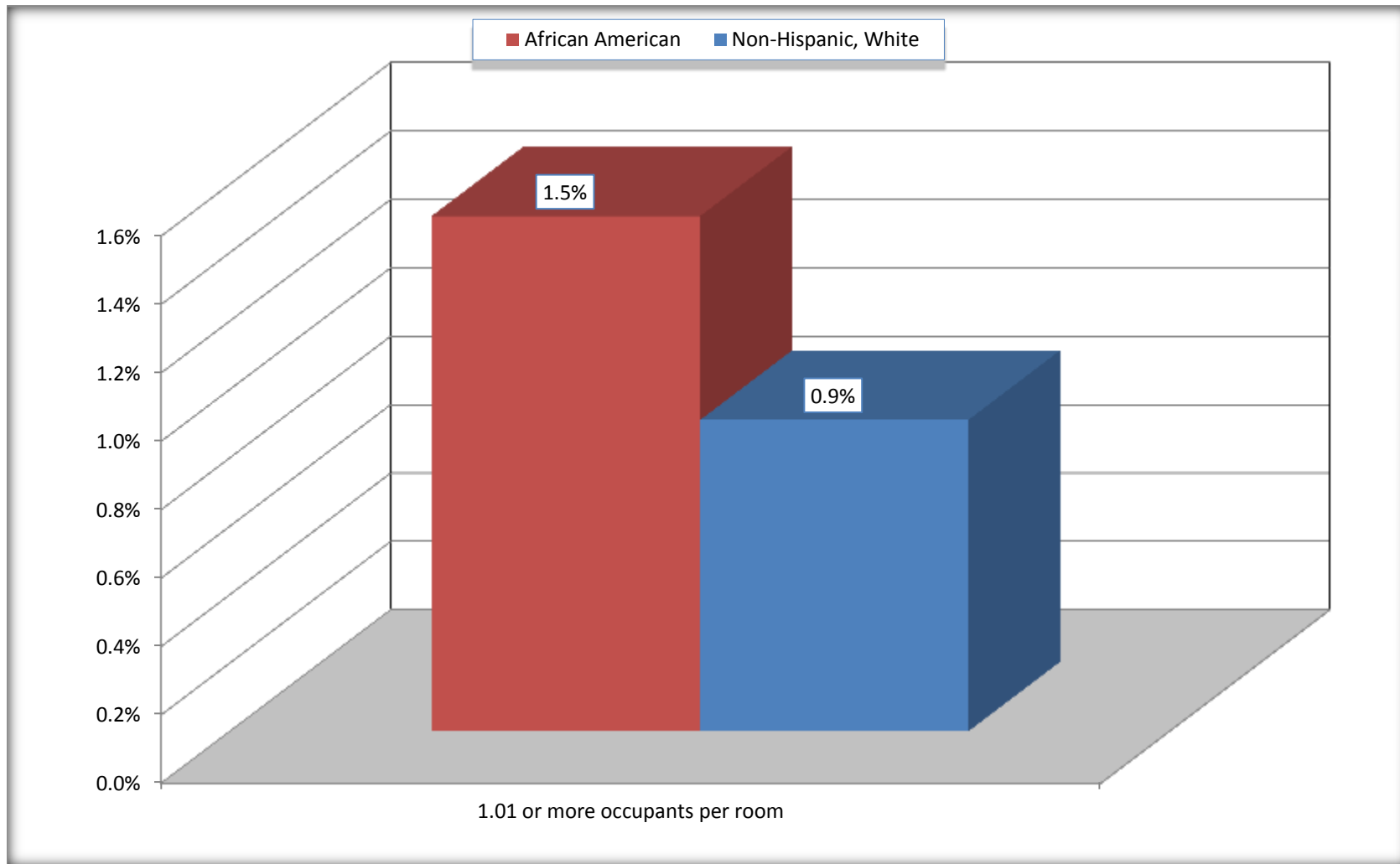
Source: U.S. Census Bureau, 2008-2012 American Community Survey

For information on confidentiality protection, sampling error, nonsampling error, and definitions, see Survey Methodology.

<http://www.census.gov/acs/www/UseData/index.ht>

# More than One Person per Room (Crowding) by Household

## Arkansas County, Arkansas



Source: B25014. OCCUPANTS PER ROOM - Universe: OCCUPIED HOUSING UNITS  
Data Set: 2008-2012 American Community Survey 5-Year Estimates

**B18101. AGE BY DISABILITY STATUS**

Data Set: 2008-2012 American Community Survey 5-Year Estimates

	Arkansas County, Arkansas					
	African American	Margin of Error (+/-)	% of AA Total	White, Not Hispanic	Margin of Error (+/-)	% of NHW Total
<b>Total:</b>	<b>4,566</b>	<b>134</b>	<b>100.0%</b>	<b>13,307</b>	<b>75</b>	<b>100.0%</b>
Under 18 years:	1,419	71	31.1%	2,761	72	20.7%
With a disability	116	114	2.5%	177	78	1.3%
No disability	1,303	135	28.5%	2,584	78	19.4%
18 to 64 years:	2,657	109	58.2%	8,095	51	60.8%
With a disability	774	147	17.0%	1,200	240	9.0%
No disability	1,883	172	41.2%	6,895	246	51.8%
65 years and over:	490	50	10.7%	2,451	71	18.4%
With a disability	297	68	6.5%	940	127	7.1%
No disability	193	77	4.2%	1,511	121	11.4%

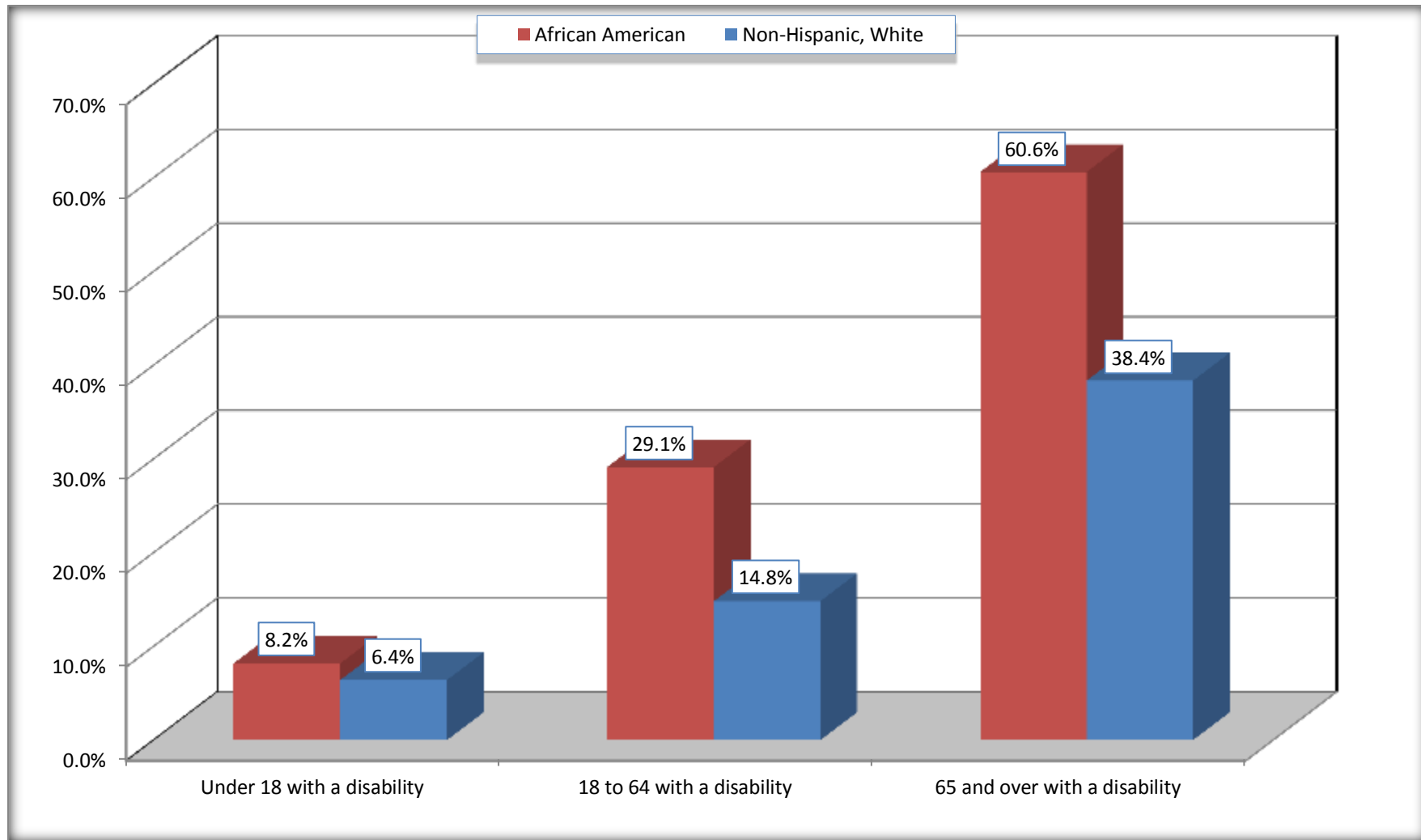
Source: U.S. Census Bureau, 2008-2012 American Community Survey

For information on confidentiality protection, sampling error, nonsampling error, and definitions, see Survey Methodology.

<http://www.census.gov/acs/www/UseData/index.htm>

# Disability by Age

## Arkansas County, Arkansas



Source: B18101. AGE BY DISABILITY STATUS  
Data Set: 2008-2012 American Community Survey 5-Year Estimates

**C27001B. HEALTH INSURANCE COVERAGE STATUS BY AGE**

Data Set: 2008-2012 American Community Survey 5-Year Estimates

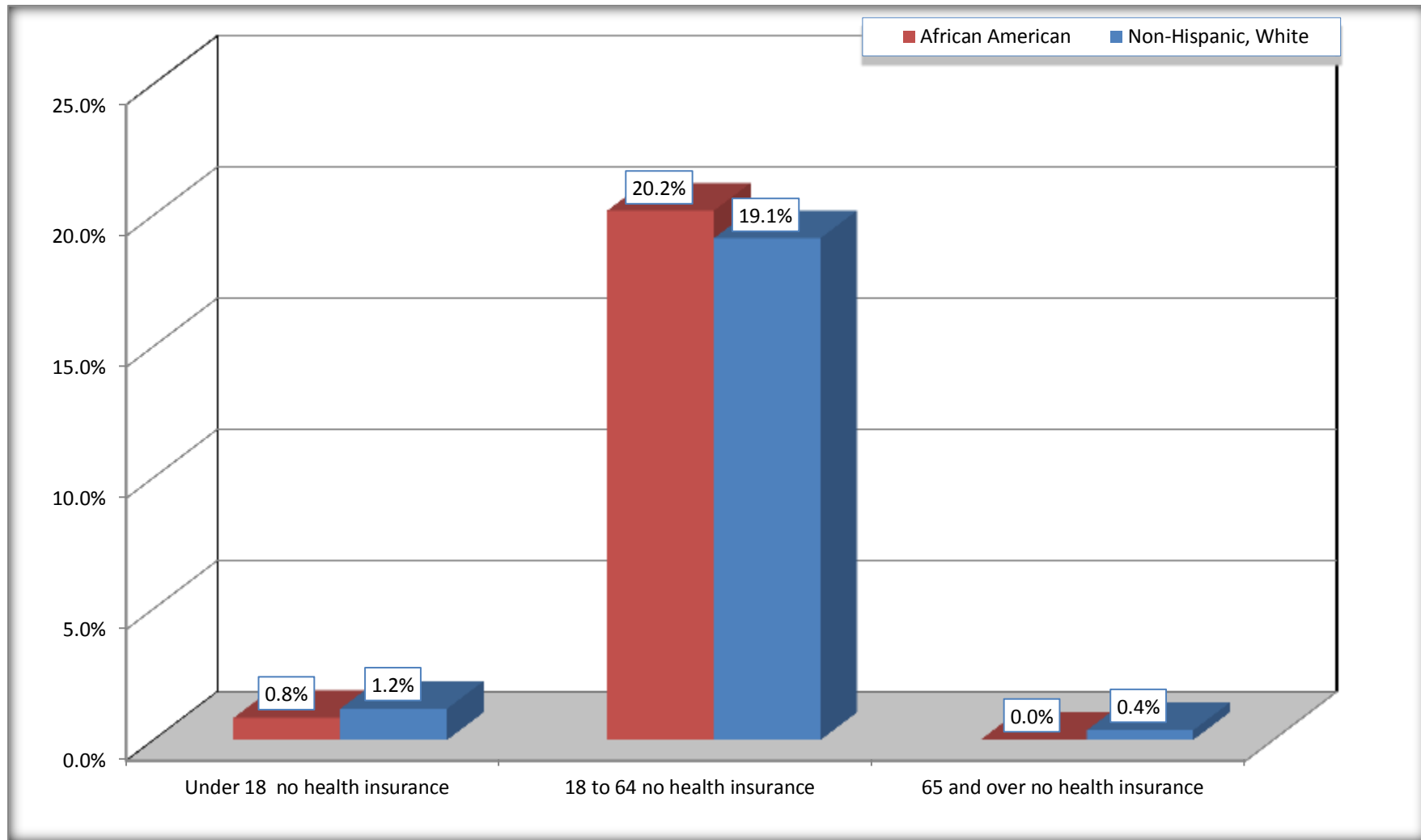
	Arkansas County, Arkansas					
	African American	Margin of Error (+/-)	% of AA Total	White, Not Hispanic	Margin of Error (+/-)	% of NHW Total
<b>Total:</b>	<b>4,566</b>	<b>134</b>	<b>100.0%</b>	<b>13,307</b>	<b>75</b>	<b>100.0%</b>
Under 18 years:	1,419	71	31.1%	2,761	12	20.7%
With health insurance coverage	1,407	72	30.8%	2,728	30	20.5%
No health insurance coverage	12	22	0.3%	33	28	0.2%
18 to 64 years:	2,657	109	58.2%	8,095	51	60.8%
With health insurance coverage	2,121	179	46.5%	6,547	255	49.2%
No health insurance coverage	536	159	11.7%	1,548	252	11.6%
65 years and over:	490	50	10.7%	2,451	71	18.4%
With health insurance coverage	490	50	10.7%	2,442	73	18.4%
No health insurance coverage	0	19	0.0%	9	14	0.1%

Source: U.S. Census Bureau, 2008-2012 American Community Survey

For information on confidentiality protection, sampling error, nonsampling error, and definitions, see Survey Methodology.

<http://www.census.gov/acs/www/UseData/index.htm>

## Lack of Health Insurance Coverage by Age Arkansas County, Arkansas



Source: C27001B. HEALTH INSURANCE COVERAGE STATUS BY AGE  
Data Set: 2008-2012 American Community Survey 5-Year Estimates